

**TEL AVIV UNIVERSITY**  
Pursuing the Unknown

# Faculty of Medicine **Clinical Research** **2023**

# Sections

<b>Cancer</b>	<b>6</b>
<b>Cardiovascular System</b>	<b>49</b>
<b>Digestive System</b>	<b>65</b>
<b>Endocrine Disease</b>	<b>98</b>
<b>Genetic Diseases &amp; Genomics</b>	<b>117</b>
<b>Immunology &amp; Hematology</b>	<b>140</b>
<b>Infectious Diseases</b>	<b>152</b>
<b>Musculoskeletal Disorders</b>	<b>159</b>
<b>Neurological &amp; Psychiatric Diseases</b>	<b>170</b>
<b>Ophthalmology</b>	<b>207</b>
<b>Public Health</b>	<b>220</b>
<b>Reproduction</b>	<b>228</b>
<b>Stem Cells &amp; Regenerative Medicine</b>	<b>234</b>
<b>Renal System</b>	<b>245</b>

**Disclaimer:** Manuscripts are not updated

**Cover images** (from bottom left, clockwise):

**Image 1:** Staining of a novel anti-frizzled7 monoclonal antibody directed at tumor stem Cells. Credit: Benjamin Dekel lab.

**Image 2:** Growing adult kidney spheroids and organoids for cell therapy. Credit: Benjamin Dekel lab.

**Image 3 & 4:** Vibrio proteolyticus bacteria infecting macrophages. Credit: Dor Salomon.

**Image 5:** K562 leukemia cells responding to complement attack (red-complement C9, green-mitochondrial stress protein mortalin) Credit: Niv Mazkereth, Zvi Fishelson.

**Image 6:** Cardiomyocyte proliferation in newborn mouse heart by phosphohistone 3 staining (purple). Credit: Jonathan Leor.

© All rights reserved  
 Editor: Prof. Karen Avraham, Alana Sisam  
 Graphic design: Michal Semo Kovetz, TAU Graphic Design Studio  
 July 2023

# The Faculty of Medicine

The Faculty of Medicine is Israel's largest medical research and training complex. The Faculty of Medicine of Tel Aviv University (TAU) was founded in 1964. Research at the Faculty of Medicine is multidisciplinary, as scientists and clinicians combine efforts in basic and translational research. Research is conducted in the laboratories on the TAU campus, and in the clinical facilities affiliated to the Faculty. The Faculty of Medicine includes the School of Medicine, the School of Health Professions, the School of Public Health, and the School of Dental Medicine. Education takes place in all these schools and in the Graduate School of Medicine, School of Continuing Medical Education, the New York State American Program and the B.Sc. Program in Medical Life Sciences. This network of preclinical and clinical teams helps realize the ultimate goals of the research: the basic understanding of human pathophysiology and the prevention, diagnosis and treatment of disease. The research of clinical faculty members from the School of Medicine are featured in this research brochure.

The Faculty of Medicine engages in joint teaching and research programs with nearly every faculty at TAU, including the Wise Faculty of Life Sciences, the Sagol School of Neuroscience, the Edmond J. Safra Bioinformatics Center, the TAU Center for Nanoscience and Nanotechnology, and the Edmond J. Safra Center for Ethics, and multi-nationally with schools, hospitals and research centers throughout the world. The Faculty is known for research in the following areas: cancer biology, stem cells, diabetes, neurodegenerative diseases, infectious diseases

and genetic diseases, including but not limited to Alzheimer's disease, Parkinson's disease and HIV/AIDS. Physicians in 181 affiliated departments and institutes in 17 hospitals hold academic appointments at TAU. The Gitter-Smolarz Life Sciences and Medicine Library serves students and staff and is the center of a consortium of 15 hospital libraries.

The student body is made up of 750 Israeli students enrolled in the 6-year M.D. degree program, 300 American and Canadian students enrolled in a 4-year M.D. program chartered by the State of New York and accredited by the State of Israel, and a 4-year program for Israeli students for the M.D. degree, with 260 students. Approximately 200 students study dental medicine in a six-year program where they are awarded the D.M.D. degree and another 2,000 students are enrolled in the health professions programs where they will earn degrees in Communications Disorders, Nursing, Physical Therapy and Occupational Therapy. The Graduate School for Advanced Studies trains approximately 800 masters and doctoral level students in the biomedical disciplines, with a special emphasis on a multidisciplinary approach and application of fundamental knowledge to important biomedical problems.

The Faculty of Medicine is led by the Dean, Prof. Karen Avraham; Associate Deans Prof. Rina Rosin-Arbesfeld, Prof. Eli Sprecher, Prof. Neta Erez, Prof. Anat Gafter-Gvilli, Prof. Ronen Zaidel-Bar, Prof. Benjamin Dekel and Assistant to the Dean, Ms. Michal Gilboa.

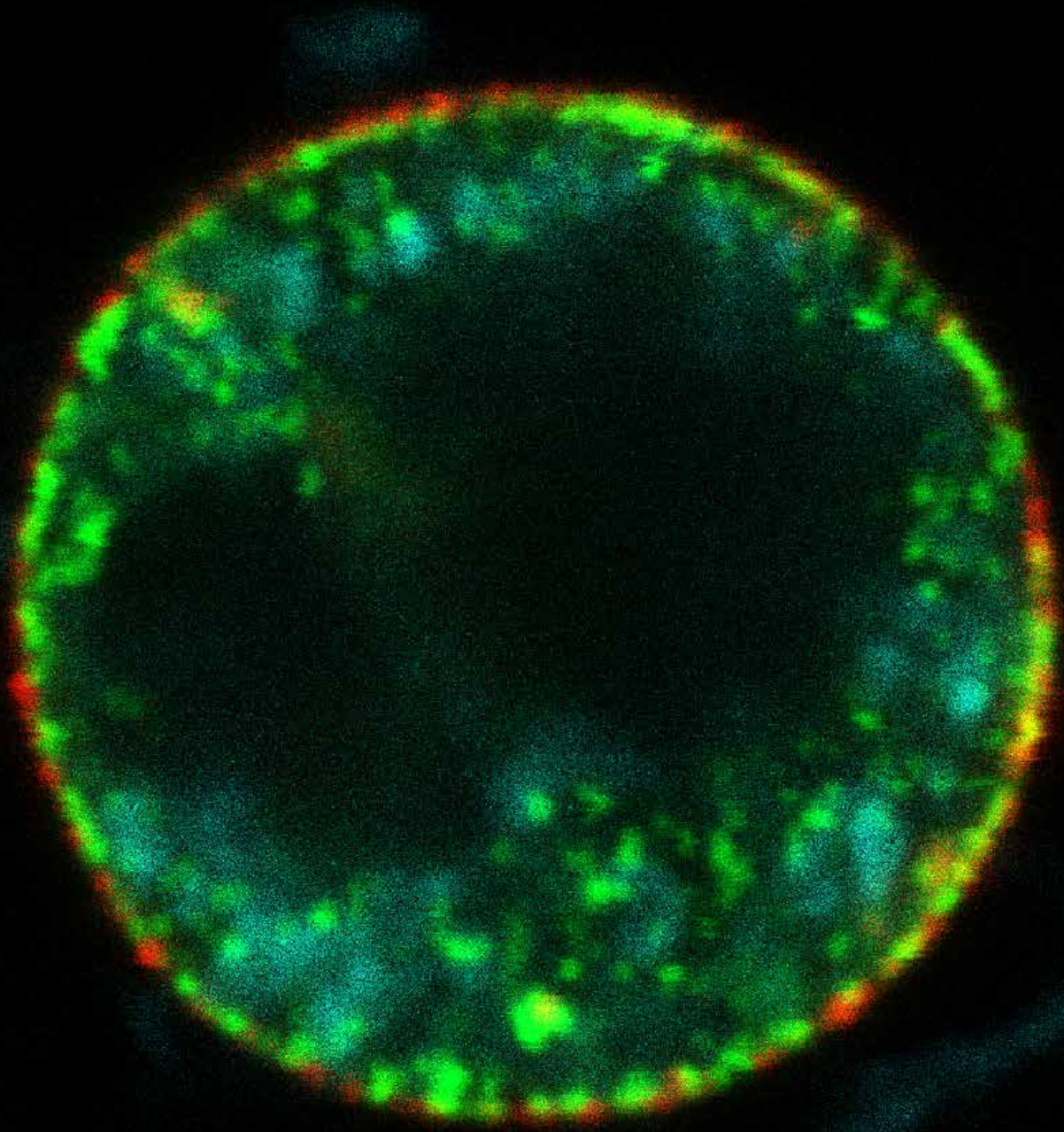
# Table of Contents

<b>Cancer</b>	<b>6</b>	Dr. Shani Shenhar-Tsarfaty, Ph.D.	61
Prof. Ad El, M.D.	7	Prof. Sami Viskin, M.D.	63
Prof. Nadir Arber, M.D., M.Sc., MHA	10	<b>Digestive System</b>	<b>65</b>
Dr. Shiran Shapira, Ph.D.	10	Prof. Ziv Ben-Ari, M.D.	66
Prof. Osnat Ashur-Fabian, Ph.D.	12	Prof. Shomron Ben-Horin, M.D.	68
Prof. Iris Barshack, M.D.	14	Prof. Iris Dotan	70
Prof. Yair Herishanu, M.D.	17	Dr. Keren Rabinowitz	70
Prof. Shai Izraeli, M.D.	21	Dr. Sigal Fishman, M.D.	73
Dr. Yehudit Birger, Ph.D.	21	Dr. Yael Haberman, M.D., Ph.D.	75
Dr. Ben Zion Katz, Ph.D.	23	Dr. Nitsan Maharshak, M.D.	79
Dr. Guy Lahat, M.D.	24	Prof. Raanan Shamir, M.D.	82
Dr. Michael Peled, M.D., Ph.D.	26	Dr. Orith Waisbourd-Zinman, M.D.	82
Prof. Zvi Ram, M.D.	28	Prof. Oren Shibolet, M.D.	88
Dr. Ilan Volovitz, Ph.D.	28	Dr. Dror S. Shouval, M.D. M.M.Sc.	90
Dr. Yaacov Richard Lawrence, MBBS, MA, MRCP	30	Dr. Chen Varol, Ph.D.	94
Dr. Uri Amit, M.D., Ph.D.	30	Dr. Isabel Zvibel, Ph.D.	96
Dr. Raya Leibowitz-Amit, M.D, Ph.D.	32	<b>Endocrine Disease</b>	<b>98</b>
Prof. Pia Raanani, M.D.	34	Dr. Galia Gat-Yablonski, Ph.D.	99
Dr. Galit Granot, Ph.D.	34	Prof. Moshe Phillip, M.D.	99
Dr. Amir Shlomai, M.D., Ph.D.	36	Dr. Yehuda Kamari, M.D, Ph.D.	102
Prof. Amos Toren, M.D., Ph.D.	39	Dr. Alicia Leikin-Frenkel, Ph.D.	104
Prof Ran Tur-Kaspa, M.D.	40	Prof. Raoul Orvieto, M.D.	108
Dr. Romy Zemel, Ph.D.	40	Prof. Ilan Shimon, M.D.	113
Dr. Orit Uziel, Ph.D.	43	Dr. Hadara Rubinfeld, Ph.D.	113
Prof. Ido Wolf, M.D.	45	prof. Amir Tirosh, M.D. Ph.D.	115
Dr. Tami Rubinek, Ph.D.	45	<b>Genetic Diseases &amp; Genomics</b>	<b>117</b>
Prof. Rinat Yerushalmi, M.D.	47	Prof. Yair Anikster, M.D. Ph.D.	118
Dr. Annat Raiter, Ph.D.	47	Prof. Hagit Baris Feldman, M.D.	122
<b>Cardiovascular System</b>	<b>49</b>	Prof. Lina Basel-Salmon, M.D., Ph.D.	126
Prof. Ehud Grossman, M.D.	50	Prof. Gidi Rechavi, M.D., Ph.D.	130
Dr. Avshalom Leibowitz, M.D.	50	Prof. Annick Raas-Rothschild, M.D.	131
Prof. Giris Jacob, M.D., D.Sc.	52	Prof. Orit Reish, M.D.	133
Prof. Dror Harats, M.D.	53	Prof. Eli Sprecher, M.D., Ph.D.	134
Prof. Gad Keren, M.D.	54	Dr. Ofer Sarig, Ph.D.	134
Dr. Michal Entin-Meer, Ph.D.	54	Prof. Sidi Yechezkel, M.D.	138
Prof. Ran Kornowski, M.D., FESC, FACC	56	Prof. Eli Schwartz, M.D.	138
Prof. Jonathan Leor, M.D.	58	Dr. Avni Dror, Ph.D.	138
Prof. Itzhak Shapira, M.D.	61		

<b>Immunology &amp; Hematology</b>	<b>140</b>		
Anat Globerson Levin, Ph.D.	141	Dr. Ariel Tankus, Ph.D.	202
Dr. Gilad Halpert Ph.D.	142	Prof. Avraham Weizman, M.D.	204
Prof. Raz Somech, M.D., Ph.D.	145		
Dr. Orna Steinberg-Shemer, M.D., M.Sc.	147	<b>Ophthalmology</b>	<b>207</b>
Prof. Hannah Tamary, M.D.	150	Prof. Adiel Barak, M.D.	208
		Dr. Aya Barzelay, M.D., Ph.D.	208
		Prof. Irit Bahar, M.D.	209
		Prof. Tami Livnat, Ph.D.	209
<b>Infectious Diseases</b>	<b>152</b>	Prof. Anat Loewenstein, M.D.	211
Dr. Ronen Ben-Ami, M.D.	153	Prof. Ygal Rotenstreich, M.D.	217
Prof. Leonard Leibovici, M.D.	155	Dr. Ifat Sher, Ph.D.	217
<b>Musculoskeletal Disorders</b>	<b>159</b>	<b>Public Health</b>	<b>220</b>
Dr. Ofir Chechik, M.D.	160	Prof. Gabriel Chodick, Ph.D., MHA	221
Eran Maman, M.D.	160	Prof. Lizy Fireman, Ph.D.	223
Oleg Dolkart, Ph.D.	160	Prof. Varda Shalev, M.D., M.P.A.	226
Prof. Jeffrey Hausdorff, Ph.D.	162		
Prof. Yoram Nevo	167	<b>Reproduction</b>	<b>228</b>
		Prof. Ronit Abir, Ph.D.	229
<b>Neurological &amp; Psychiatric Diseases</b>	<b>170</b>	Dr. Yoel Shufaro	229
Dr. Felix Benninger, M.D.	171	Prof. Ariel Hourvitz, M.D., MHA	231
Dr. Yuval Bloch, M.D.	173	Prof. Dror Meirow, M.D.	233
Dr. Silviu Brill, M.D.	174		
Prof. Nir Giladi, M.D.	177	<b>Stem Cells &amp; Regenerative Medicine</b>	<b>234</b>
Prof. Talma Hendler, M.D, Ph.D.	183	Prof. Benjamin Dekel, M.D., Ph.D.	235
Prof. Carlos R. Gordon, M.D.	185	Dr. Shoshana Greenberger, M.D., Ph.D.	237
Prof. Doron Gothelf, M.D.	187	Prof. Dalit Ben Yosef, Ph.D.	240
Dr. Amir Krivoy, M.D.	189	Dr. Hadar Amir, M.D., Ph.D.	240
Dr. Michal Taler, Ph.D.	189	Dr. Yoav Mayshar, Ph.D.	240
Dr. Yulia Lerner, Ph.D.	192	Dr. Oren Pleniceanu M.D., Ph.D.	242
Dr. Shaul Lev-Ran, M.D.	194		
Dr. Abigail Livny-Ezer, Ph.D.	196	<b>Renal System</b>	<b>245</b>
Dr. Nicola Maggio, M.D., Ph.D.	198	Dr. Benaya Rozen-Zvi, M.D.	246
Prof. Shimon Rochkind, MD., Ph.D.	200		

# Cancer

K562 leukemia cells responding to complement attack  
(red-complement C9, green- Rab11, blue- mitochondria mitotracker)  
Credit: Niv Mazkereth, Zvi Fishelson





Prof. Ad El, M.D.

Faculty of Medicine  
Email: Deana@clalit.org.il



TEL AVIV UNIVERSITY

URL: [https://hospitals.clalit.co.il/rabin/he/departments-and-clinics/plastic-surgery-and-burns/Pages/plastic\\_surgery\\_dept\\_and\\_burns\\_unit.aspx](https://hospitals.clalit.co.il/rabin/he/departments-and-clinics/plastic-surgery-and-burns/Pages/plastic_surgery_dept_and_burns_unit.aspx)



## Wound healing, Regeneration and Reconstruction, Skin Cancer

### Positions

Associate Professor of Surgery (Plastic)

Head, Department of Plastic Surgery and Burns, Rabin Medical Center and Schneider's Children's Hospital

Founder and former president of the Israeli Society of Reconstructive Microsurgery

Founder Lyduss-Medical

Former Medical Director of Clalit Aesthetic

IDF Plastic Surgery Chief consultant

### Research

Our group focuses on studies related to tissue regeneration and reconstruction, as well as clinical studies related to skin cancer.

We collaborate with the Department of Biomedical Engineering at the Technion to add neural input to an engineered muscle. We developed new treatment strategies for local wound care in burns in the emergency and routine clinical setting.

We are demonstrating in a rodent model the important role of added vascularity to the local and systemic growth of cutaneous squamous cell carcinoma.

We re-visit the international guidelines for treating melanoma using AI and big data methods.

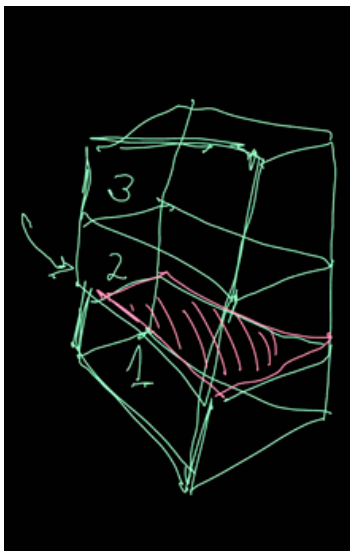
Using AI and machine learning, we are evaluating the role of diffuse reflectance spectrography in tumor margin identification.

We are developing a mathematical model to forecast the progression of a chronic wound to marjolin's ulcer.

### Publications

Olshinka A, Shay T, Amir A, Meshulam-Derazon S, Icekson M, Wadhawker S, Lvovsky A, **Ad-El D**, Yaacobi DS. Complicated wound closure following mastectomy and breast reconstruction. *J Cosmet Dermatol*. 2022.

Haik J, Ullman Y, Gur E, **Ad-El D**, Egozi D, Kruchevsky D, Zissman S, Biros E, Nir RR, Kornhaber R, Cleary M, Harats M. Advances in the use of electrospun nanofibrous polymeric matrix for dermal healing at



- the donor site after the split-thickness skin graft excision: a prospective, randomized, controlled, open-label, multicenter study. *J Burn Care Res.* 2021
- Har-Shai L, Ofek SE, Lavi I, Cohen KH, Cohen AA, **Ad-EI DD**, Shay T. Research productivity among plastic surgeons in the State of Israel: M-quotient Assessment. *Plast Reconstr Surg Glob Open.* 2021;9(11):e3903.
- Olshinka A, Har-Shai L, Novitski I, Lev S, **Ad-EI DD**, Kershenovich A. Suturectomies assisted by cranial orthosis remodeling for the treatment of craniosynostosis can be performed without an endoscope. *J Craniofac Surg.* 2021;32(8):2774-2778.
- Olshinka A, **Ad-EI DD**, Shilo Yaacobi D. The Outward curved concha, an unfamiliar congenital auricular deformation: A novel protocol for nonsurgical management. *J Craniofac Surg.* 2021
- Shachar T, Yaacobi DS, Cohen K, Olshinka A, **Ad-EI DD**. Reconstructive microsurgery in the COVID-19 environment. *Plast Reconstr Surg Glob Open.* 2021;9(6):e3691.
- Kortam S, Merkher Y, Kramer A, Metanes I, **Ad-EI D**, Krausz J, Har-Shai Y, Weihs D. Rapid, quantitative prediction of tumor invasiveness in non-melanoma skin cancers using mechanobiology-based assay. *Biomech Model Mechanobiol.* 2021;20(5):1767-1774.
- Hayun Y, Ben-Dror A, Schreuer N, Eshel Y, **Ad-EI D**, Olshinka A. Camp "Sababa" (awesome) - The world of children with burns. *Burns.* 2021:S0305-4179(21)00106-6.
- Olshinka A, **Ad-EI D**, Kalish E, Shay T, Yaacobi DS. Closure of challenging pediatric scalp wounds by a tension-relief system. *J Craniofac Surg.* 2021;32(7):e650-e652.
- Olshinka A, **Ad-EI DD**, Yaacobi DS, Ashkenazi M. Ear deformations in preterm newborns: Non-surgical treatment. *J Craniofac Surg.* 2021;32(2):e202-e205.
- Har-Shai L, Ofek SE, Brandstetter A, Cohen KH, Shay T, Amir A, **Ad-EI DD**. Quality of patient-reported outcome studies utilizing the BREAST-Q: A systematic review. *Aesthet Surg J.* 2021;41(11):NP1448-NP1458.
- Yaacobi Shilo D, Lvovsky A, Ad-EI N, Levi D, Yaacobi E, Olshinka A, Glick Y, Furer A, **Ad-EI DD**. Burns in the military setting-analyzing 12,799 routine and combat cases. *J Burn Care Res.* 2021;42(1):67-70.
- Yaacobi DS, Olshinka A, Shachar T, Lvovsky A, Shay T, Hadanny A, **Ad-EI DD**. Is time a factor in quality of life improvement following breast reduction? *Aesthet Surg J.* 2021;41(7):NP758-NP762.
- Ritter A, Badir S, Mansour M, Segal Z, **Ad-EI D**, Bachar G, Shpitzer T, Popovtzer A, Mizrachi A. Solid organ transplantation worsens the prognosis of patients with cutaneous squamous cell carcinoma of the head and neck region- Comparison between solid organ transplant recipients and immunocompetent patients. *Head Neck.* 2021 Mar;43(3):884-894.
- Olshinka A, Tal D, Gillman L, **Ad-EI D**, Kalish E, Kropach N, Yaacobi DS, Kornreich L, Staffenberg DA. Crouzon Syndrome and Acanthosis Nigricans with fibrous dysplasia of the maxilla: An unreported suggested triad. *J Craniofac Surg.* 2021;32(1):310-312.
- Yaacobi Shilo D, **Ad-EI D**, Kalish E, Yaacobi E, Olshinka A. Management strategies for pediatric burns during the COVID-19 pandemic. *J Burn Care Res.* 2021;42(2):141-143.
- Aronovich A, Moyal L, Gorovitz B, Amitay-Laish I, Naveh HP, Forer Y, Maron L, Knaneh J, **Ad-EI D**, Yaacobi D, Barel E, Erez N, Hodak E. Cancer-associated fibroblasts in mycosis fungoides promote tumor cell migration and drug resistance through CXCL12/CXCR4. *J Invest Dermatol.* 2021;141(3):619-627.e2.
- Cohen AA, Har-Shai L, **Ad-EI D**, Shay T. "POMELO PROJECT" - a simple and low cost simulator for harvesting skin graft by plastic surgery residents. *Burns.* 2020;46(7):1681-1685.
- Yaacobi DS, Lvovsky A, Ad-EI N, Levi D, Yaacobi E, Olshinka A, Glick Y, Furer A, **Ad-EI DD**. Burns in the military setting- analyzing 12,799 routine & combat cases. *J Burn Care Res.* 2020:iraa107.
- Kaufman T, **Ad-EI D**. Satisfaction from plastic surgery residency: A national survey. *Ann Plast Surg.* 2020;85(4):344-351.
- Olshinka A, Maricevich R, Shay T, Cohen AA, **Ad-EI D**, Ali K. Algorithm for temple reconstruction with consideration of anatomic and defect characteristics. *J Craniofac Surg.* 2020;31(5):1261-1265.
- Shay T, Kaufman T, Cohen AA, **Ad-EI D**. Is Being left handed an advantage toward a plastic surgery residency? *Plast Reconstr Surg Glob Open.* 2020;8(1):e2589.
- Sternfeld A, Rosenwasser-Weiss S, Ben-Yehuda G, Shefer HK, Friedman-Gohas M, Yassur I, Tauber G, Bejar J, Olshinka A, Vardizer Y, **Ad EI D**, Goldenberg-Cohen N. Gene-related response of basal cell carcinoma to biologic treatment with Vismodegib. *Sci Rep.* 2020;10(1):1244.
- Olshinka A, **Ad-EI D**, Didkovski E, Weiss S, Ankri R, Goldenberg-Cohen N, Fixler D. Diffusion reflection



measurements of antibodies conjugated to gold nanoparticles as a method to identify cutaneous squamous cell carcinoma borders. *Materials* (Basel). 2020;13(2):447.

Yaacobi DS, Hayun Y, Har-Shai L, Litwin A, **Ad-EI DD**. Epidemiology of burn wounds arriving to a level 1 trauma center in Israel. *J Burn Care Res*. 2020;41(2):317-321.

**Ad-EI DD**. Hybrid prepectoral breast reconstruction: A surgical approach that combines the benefits of autologous and implant-based reconstruction. *Plast Reconstr Surg*. 2019;144(2):318e.

Shay T, Har-Shai L, Cohen AA, **Ad-EI DD**. One-step triple-layer reconstruction of an exposed calvarium in a patient with radiated tinea capitis. *J Craniofac Surg*. 2019;30(8):e746-e748.

**Ad-EI D**. Latissimus Dorsi Flap: A winning hand for breast reconstruction salvage. *Isr Med Assoc J*. 2019;21(4):285.

Hayun Y, Shoham Y, Krieger Y, Silberstein E, Douvdevani A, **Ad-EI D**. Circulating cell-free DNA as a potential marker in smoke inhalation injury. *Medicine* (Baltimore). 2019;98(12):e14863.

Osovsky M, Barel E, **Ad-EI DD**. Noma Neonatorum: A disease long forgotten. *Isr Med Assoc J*. 2018;20(12):784-785.

Shay T, Cohen AA, **Ad-EI D**. Improving outcome in immediate alloplastic breast reconstruction, an algorithm for operative decision making. *Plast Reconstr Surg Glob Open*. 2018;6(10):e1845.

Politi Y, Levi A, Snast I, **Ad-EL D**, Lapidoth M. Integrated cooling-vacuum- assisted non-fractional 1540-nm erbium:glass laser: A new modality for the

simultaneous effective treatment of acne lesions and scars. *J Drugs Dermatol*. 2018;17(11):1173-1176.

Kaufman T, Kaplan B, Perry L, Shandalov Y, Landau S, Srugo I, **Ad-EI D**, Levenberg S. Innervation of an engineered muscle graft for reconstruction of muscle defects. *Am J Transplant*. 2019;19(1):37-47.

Meshulam-Derazon S, Kaufman T, Grubstein A, **Ad-EI D**. Chest wall-based flap for repairing partial mastectomy defects: A multipurpose flap. *Ann Plast Surg*. 2018;81(3):284-289.

Moshe M, Levi A, **Ad-EI D**, Ben-Amitai D, Mimouni D, Didkovsky E, Feinmesser M, Lapidoth M. Malignant melanoma clinically mimicking pyogenic granuloma: comparison of clinical evaluation and histopathology. *Melanoma Res*. 2018;28(4):363-367.

### Grants

2017-2020 Ad EI DD(PI), Mansour M, Daas Kamaal, Research project: A new microsurgical toolbox, Israeli Chief Scientist Fund

2018-2020 Ad EI DD(PI), Mansour M, Daas Kamaal, A new microsurgical toolbox, AMIT Technion Fund for Medical Innovations

2018-2022 Cohn D, Ad-EI DD, A development of a temperature sensitive smart polymeric dressing. NOFAR Fund

2018-2023 Levenberg S, Egozi D, Ad-EI DD (clinical collaborator), Engineering composite tissues for facial reconstruction (VesselNet) – ERC Grant



## Prof. Nadir Arber, M.D., M.Sc., MHA

Integrated Cancer Prevention Center  
Djerassi Oncology Center  
Tel Aviv Sourasky Medical Center



TEL AVIV UNIVERSITY

E-mail: [nadira@tlvmc.gov.il](mailto:nadira@tlvmc.gov.il)  
URL: <http://www.tasmc.org.il/Internalmed/ICPC/Pages/ICPC.aspx>



## Dr. Shiran Shapira, Ph.D.

Head – Research Laboratory



[shiransha@tlvmc.gov.il](mailto:shiransha@tlvmc.gov.il),  
[shiranshapira@gmail.com](mailto:shiranshapira@gmail.com)

# Cancer Prevention Research Laboratory

## Positions

Professor of Medicine & Gastroenterology

Yechiel and Helen Leiber Professor for Cancer Research

Chair, Israeli Gastroenterological Association

Head, Integrated Cancer Prevention Center, Tel Aviv Sourasky Medical Center

Head, Promotion Center and Integrated Cancer Prevention Center Head, Djerassi Oncology Center

Former head, Cancer Research Center, Tel Aviv University

Former head, Dotan Center for Hemato-oncology, Tel Aviv University

## Research

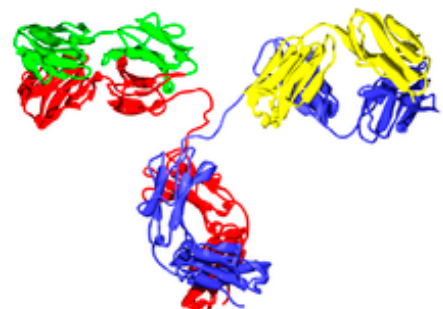
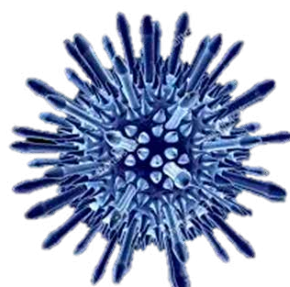
### Laboratory of Molecular Biology – ICPC

The Integrated Cancer Prevention Center (ICPC) has diverse and broad experience in translational research

focused on early detection, prevention and therapy of cancer, particularly in tumors of the gastrointestinal (GI) tract. The team is highly experienced in clinical studies, molecular epidemiology as well as in molecular and cell biology studies of cancer.

Currently, on-going researches at the ICPC focus on translational research, bridging between basic researches in the lab and clinicians and patients in the clinical center. The center has a long history of planning, developing, and conducting clinical trials, with a main focus on investigator-initiated and cooperative group trials investigating the activity of drugs for the prevention and treatment of colorectal cancer (CRC).

Basic research takes place at the Laboratory of Molecular Biology, headed by Dr. Shiran Shapira, a senior scientist and member of the academic staff at Tel Aviv University. Dr. Shapira devotes herself to cancer research in the fields of early detection, prevention, and cancer therapy. She possesses extensive experience in wide range of biology areas



with focusing on cancer research, biochemistry, molecular biology, signal transduction, antibody engineering, protein expression and purification and gene delivery.

### Research Team

Prof. Nadir Arber, MD, MSc, MHA, Head of ICPC; Dr. Shiran Shapira, PhD, Head of Laboratory; Dina Kazanov, MSc; Dr. Eliezer Liberman, MD; Ilana Bostenai, PhD student; Ahmad Fokra, PhD student; Sally Zigdon, MSc; Lina Tiklan

### Projects

1. Early detection – development of new methods for the early detection of CRC and colorectal adenomas as well as other types of solid and hematological cancers. The tested samples taken from humans, blood and urine.
2. Prevention – Serving as the PI of several international, multicenter trials in the prevention of GI tumors, and in particular sporadic and familial CRC.
3. Identifying high risk subjects through molecular epidemiology – We have identified a new polymorphism in the APC gene (E1317Q), which is more common in Sephardic Jews and Arabs and is associated with a HR of ~4. When it is combined with another polymorphisms in the CD24 gene (V248A) the OR is 7.8.
4. Detection of new oncogenes that play a role in the multistep process of CRC carcinogenesis.

The research team at the Laboratory of Molecular Biology has been exploring, for several years, the hypothesis that CD24 is a potential oncogene in GI malignancies and may serve as a biomarker and target for the treatment of cancer and cancer-related chronic inflammatory disorders such as, inflammatory bowel diseases (IBD).

5. Treatment – Development of novel therapeutic strategies for cancer treatment with a main focus on immunotherapy using humanized anti-CD24 monoclonal Abs, immunotoxin and bi-specific
6. Design of novel therapeutic agents targeting Ras and Wnt pathways that play an important role in GI carcinogenesis, based on gene therapy using

adenoviruses and highly sophisticated viral vectors such as adenoviruses, lentiviruses and adeno-associated viruses.

7. Wound healing- CD24 may represent a novel clinical intervention strategy to accelerate the healing of wounds both acute and chronic injuries for patients. The proposed treatment may enable faster recovery from injuries while reducing the risk of infection, toxicity and other possible side

### Publications

Mikus M, Drobin K, Gry M, Bachmann J, Lindberg J, Yimer G, Aklillu E, Makonnen E, Aderaye G, Roach J, Fier I, Kampf C, Göpfert J, Perazzo H, Poynard T, Stephens C, Andrade RJ, Lucena MI, **Arber N**, Uhlén M, Watkins PB, Schwenk JM, Nilsson P, Schuppe-Koistinen I. Elevated levels of circulating CDH5 and FABP1 in association with human drug-induced liver injury. *Liver Int.* 2016 May 25. doi: 10.1111/liv.13174. [Epub ahead of print]

Moshkowitz, M., Fokra, A., Itzhak, Y., **Arber, N.** & Santo, E. Feasibility study of minimal prepared hydroflush screening colonoscopy. *United European Gastroenterology Journal*, 4(1):105-9, (2016).

Leshno, A., **Shapira, S.**, Liberman, E., Kraus, S., Srur, M., Harlap-Gat, A., Avivi, D., Galazan, L., David, M., Maharshak, N., Moanis, S., **Arber, N.** and Moshkowitz, M. The APC I1307K allele conveys a significant increased risk for cancer. *Int J Cancer*, 138(6):1361-7, (2016).

Leshno, A., Moshkowitz, M., David, M., Galazan, L., Neugut, Al., **Arber, N.** and Santo, I. Prevalence of colorectal neoplasms in young, average risk individuals: A turning tide between East and West. *World J Gastroenterol*, 22(32): 00000-0000, (2016)

Shapira S, Pleban S, Kazanov D, Tirosh P, **Arber N.** Terpinen-4-ol: A Novel and Promising Therapeutic Agent for Human Gastrointestinal Cancers. *PLoS One*. 2016 Jun 8;11(6):e0156540.

Kimchy Y, Lifshitz R, Lewkowitz S, Bertuccio G, **Arber N**, Gluck N, Pickhardt PJ. Radiographic capsule-based system for non-cathartic colorectal cancer screening. *Abdom Radiol (NY)*. 2017 Jan 4.



## Prof. Osnat Ashur-Fabian, Ph.D.

Translational Oncology; Meir Medical Center  
Department of Human Molecular Genetics and  
Biochemistry, Faculty of Medicine



osnataf@gmail.com

# Investigating Hormone Metabolism in Cancer

## Positions

Associate Professor, Faculty of Medicine

Principle Investigator, Translational Oncology  
Laboratory, Sapir Medical Center, Kfar- Saba

## Research

Our research deals with the role of thyroid hormones in cancer progression and on the development of a novel class of targeted cancer therapy. A set of small molecules that specifically block the thyroid-cancer axis were developed. Our research group is the first to show the potent elimination of various cancer types by these novel drugs.

## Publications

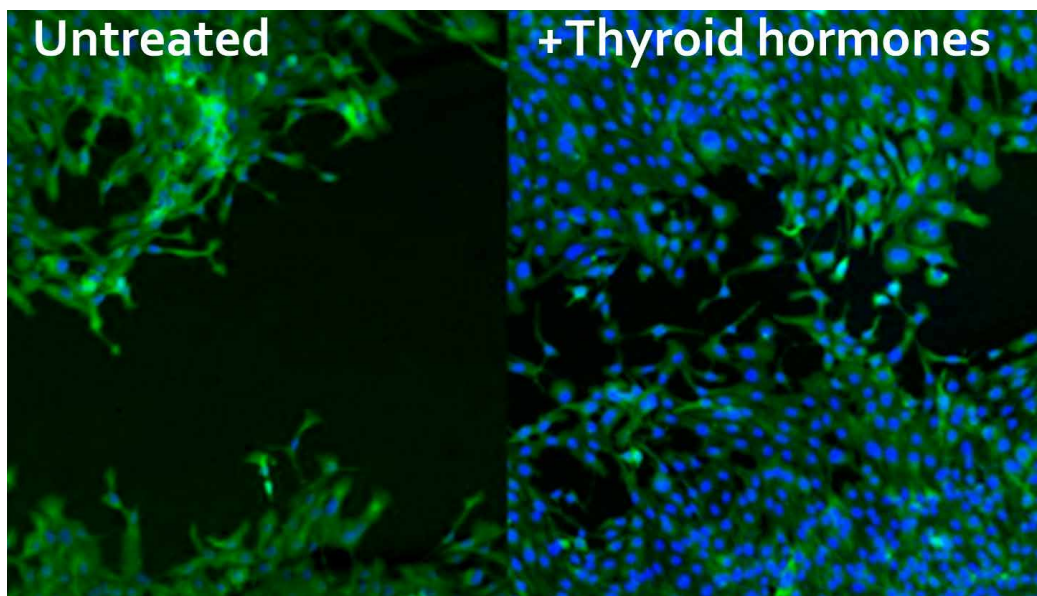
Cohen K, Ellis M, Khoury S, Davis PJ, Hercbergs A and **Ashur-Fabian O**. Thyroid hormone effects on myeloma bone marrow and cell lines: avb3-integrin

mediated signaling with relevance to the action of bortezomib. *Leuk & Lymph*, 20:1-8, 2015.

Davis PJ, Glinsky GV, Lin HY, Leith JT, Hercbergs A, Tang HY, **Ashur-Fabian O**, Incerpi S, Mousa SA. Cancer Cell Gene Expression Modulated from Plasma Membrane Integrin  $\alpha\beta3$  by Thyroid Hormone and Nanoparticulate Tetrac. *Front Endocrinol (Lausanne)*. 5:1-7, 2015.

Hercbergs A, Johnson RE, **Ashur-Fabian O**, Garfield DH, Davis PJ. Medically Induced Euthyroid Hypothyroxinemia May Extend Survival in Compassionate Need Cancer Patients: An Observational Study. *The Oncologist*, 20(1):72-6, 2015.

Pereg D, Cohen K, Mosseri M, Berlin T, Steinberg DM, Ellis M and **Ashur-Fabian O**. Cell free expression of stress-inducible mRNA in the peripheral blood of acute myocardial infarction patients. *Journal of Arteriosclerosis and Thrombosis*, 22(9):981-98, 2015.



Ovarian cancer cell proliferation and migration is enhanced by thyroid hormones

Fabian ID, Rosner M, Fabian I, Vishnevskia-Dai V, Zloto O, Shinderman E, Cohen K, Ellis M, Hung-Yun Lin, Hercbergs A, Davis PJ and **Ashur-Fabian O**. The Impact of Thyroid Hormone Levels on Survival in a Uveal Melanoma Murine Model. *Oncotarget*, 6(13): 6(13):11038-46, 2015

Shinderman-Maman E, Cohen K, Weingarten C, Nabriski D, Twito O, Baraf L, Hercbergs A, Davis PJ, Werner H, Ellis M and **Ashur-Fabian O**. The thyroid hormone-avb3 integrin axis in ovarian cancer: Regulation of gene transcription and MAPK-dependent proliferation. *Oncogene*,35(15):1977-87, 2016.

Yacobovich S, Tuchinsky L, Kirby M, Kardash T, Agranioni O, Neshet E, Redko B, Gellerman G, Tobi D, Gurova K, Koman I, **Ashur-Fabian O** and Pinhasov A. Novel synthetic cyclic integrin  $\alpha\beta 3$  binding peptide ALOS4: Antitumor activity in mouse melanoma models. *Oncotarget*, 7(39):63549-63560, 2016.

Ellis M, Stern O and **Ashur-Fabian O**. The double benefit of Spalax p53: surviving underground hypoxia while defying lung cancer cells in vitro via autophagy and caspase-dependent cell death. *Oncotarget*, 7(39):63242-63251, 2016.

Ellis M, Krashin E, Hamburger-Avnery O, Gan S, Elis A and **Ashur-Fabian O**. The anti-leukemic and lipid lowering effects of imatinib are not hindered by statins in CML: a retrospective clinical study and in vitro assessment of lipid-genes transcription. *Leuk. & Lymph*, 58(5):1172-1177, 2017.

Redko B, Tuchinsky H, Segal T, Tobi D, Luboshits G, **Ashur-Fabian O**, Pinhasov A, Gerlitz G, Gellerman G. Toward the development of a novel non-RGD cyclic peptide drug conjugate for treatment of human metastatic melanoma. *Oncotarget*. 8(1):757-768, 2017.

Shinderman-Maman E, Cohen K, Moskovich D, Hercbergs A, Werner H, Davis PJ, Ellis M, **Ashur-Fabian O**. Thyroid hormones derivatives reduce proliferation and induce cell death and DNA damage in ovarian cancer. *Scientific Reports* 28;7(1):16475, 2017.

Weingarten C, Jenudi Y, Tshuva RY, Moskovich D, Alfandari A, Hercbergs A, Davis PJ, Ellis M and **Ashur-Fabian O**. The interplay between epithelial-mesenchymal transition (EMT) and the thyroid

hormones-avb3 axis in ovarian cancer. *Hormones and Cancer*, 2017.

Krashin E, Ellis M, Cohen K, Viner M, Neumark E, Rashid G and **Ashur-Fabian O**. Chemical and Metabolic Profile of the Bone Marrow Interstitial Fluid in Plasma Cell Dyscrasias and Other Hematologic Disorders. *Hematological Oncology*, 2017.

Shinderman-Maman E, Weingarten C, Moskovich D, Werner H, Hercbergs A, Davis PJ, Ellis M, **Ashur-Fabian O**. Molecular insights into the transcriptional regulatory role of thyroid hormones in ovarian cancer. *Mol Carcinog*. 57(1):97-105, 2018.

Cohen K, Abadi U, Hercbergs A, Davis PJ, Ellis M, **Ashur-Fabian O**. The induction of myeloma cell death and DNA damage by tetrac, a thyroid hormone derivative. *Endocr Relat Cancer*. 25(1):21-34, 2018.

Mousa SA, Glinsky GV, Lin HY, **Ashur-Fabian O**, Hercbergs A, Keating KA, Davis PJ. contributions of thyroid hormone to cancer metastasis. *Biomedicines*, 6, 2018.

**Ashur-Fabian O**, Zloto O, Fabian I, Tsarfaty G, Ellis M, Steinberg DM, Hercbergs A, Davis PJ, Fabian ID. Tetrac delayed the onset of ocular melanoma in an orthotopic mouse model. *Front Endocrinol (Lausanne)*, 9:775, 2019.

Dayan A, Fleminger G, **Ashur-Fabian O**. Targeting the Achilles' heel of cancer cells via integrin-mediated delivery of ROS-generating dihydrolipoamide dehydrogenase. *Oncogene*, 38:5050-5061, 2019.

## Reviews

Krashin E, Piekietko-Witkowska A, Ellis M, **Ashur-Fabian O**. Thyroid hormones and cancer: A comprehensive review of preclinical and clinical studies. *Front Endocrinol (Lausanne)*, 10:59, 2019.

Davis PJ, **Ashur-Fabian O**, Incerpi S, Mousa SA. Editorial: Non genomic actions of thyroid hormones in cancer. *Front Endocrinol (Lausanne)*, 10:847, 2019.

## Grants

2015-2019 The Dotan Research Center, Tel Aviv University, Nuclear integrin in cancer

2018-2019 school of Medicine, Tel Aviv University, Selenoproteins in platelets



## Prof. Iris Barshack, M.D.

Department of Pathology  
Sheba Medical Center, Tel-Hashomer



barshack@sheba.health.gov.il

# Investigating Markers of Inflammation and of Neoplastic Processes for Diagnosis and Treatment

## Positions

Professor of Pathology

Vice Dean, Head of School of Medicine, Faculty of Medicine, Tel Aviv University

Head, Department of Pathology

Co-director, Tumor Tissue Bank, Molecular Diagnostic Service, Precision Medicine Project (diagnostic service), Digital Pathology Project, Sheba Medical Center, Tel Hashomer

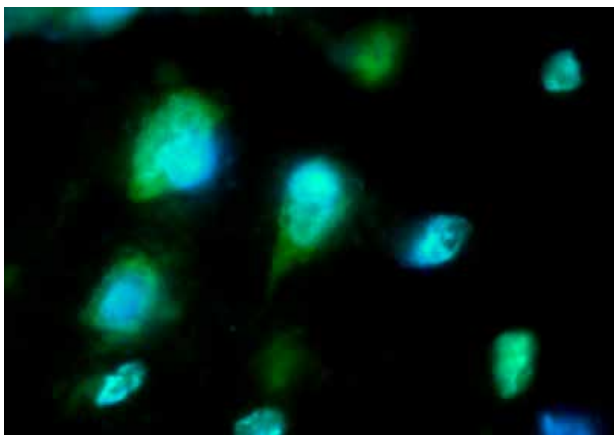
## Research

The profession of Pathology encompasses three main constituents: diagnostics, teaching and research. Within the department, description, processing and examination of the macroscopic specimen is performed by the doctors of the department. The specimens undergo histochemical staining. If necessary for the sake of diagnosis, additional specialized histochemical and immunohistochemical stains are carried out. Furthermore, the department executes other techniques that enable precise

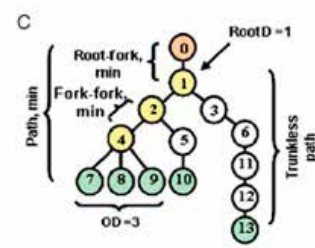
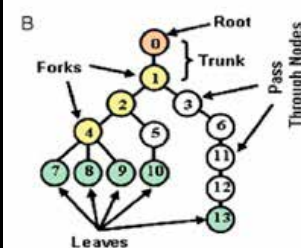
diagnosis such as: FISH, PCR, In-situ hybridization and Electron Microscopy visualization. The department delves in a large array of research projects with the cooperation of other departments within and outside of the hospital, and intrinsic research of the department itself.

The department encompasses a laboratory specific for histochemical staining, a laboratory for immunohistochemical staining that performs in-situ hybridization, as well as a laboratory for PCR, Electron Microscopy, FISH and for Molecular Pathology. Moreover, we are leading the tumor tissue bank of the Sheba Medical Center, and the Molecular Diagnostic Service of the Sheba Medical Center, using an advanced NGS platform for diagnostic and research purposes. We also perform on a routine and research basis immunohistochemical stainings and molecular methods for precision medicine and immunotherapy. Furthermore, the department includes an advanced system for photographing and processing both macroscopic and microscopic constituents, and leads the Digital Pathology Project of the Sheba medical Center.

A



B



Fish of miR124 in normal brain. B. B-cell clonal diversification and gut-lymph node trafficking in ulcerative colitis revealed using lineage tree analysis. *Eur J Immunol* 38: 2600-2609 (2008).

Another branch is that of independent research. One of the great accomplishments has been the conceptual implementation of the use of microRNAs to aid in the identification of different tissues and the application of this knowledge to identify metastases of unknown origin. In situ hybridization of microRNAs is an important methodology used in our research for studying the pathogenesis of inflammatory and of neoplastic processes. Another area of research in which the department is leading is the development of the technology of tissue microarrays. The department leads the investigation of inflammatory processes and lymphoproliferative tumors according to the production and study of heavy chain B lymphocytes within the tissue. In light of this investigation, the department received a number of important research grants.

### Publications

- Carvalho S, Lindzen M, Lauriola M, Shirazi N, Sinha S, Abdul-Hai A, Levanon K, Korach J, **Barshack I**, Cohen Y, Onn A, Mills G, Yarden Y. An antibody to amphiregulin, an abundant growth factor in patients' fluids, inhibits ovarian tumors. *Oncogene*. 2016;35(4):438-47.
- Sarit Aviel-Ronen, Tami Rubinek, Oranit Zadok, Aya Vituri, Camila Avivi, Ido Wolf, **Barshack I**. Klotho expression in cervical cancer: differential expression in adenocarcinoma and squamous cell carcinoma. *J Clin Pathol*. 2016;69(1):53-7.
- Leibowitz A, Volkov A, Voloshin K, Shemesh C, **Barshack I**, Grossman E. Melatonin prevents kidney injury in a high salt diet-induced hypertension model by decreasing oxidative stress. *J Pineal Res*. 2016;60(1):48-54.
- Tabibian-Keissar H, Hazanov L, Schiby G, Rosenthal N, Rakovsky A, Michaeli M, Shahaf GL, Pickman Y, Rosenblatt K, Melamed D, Dunn-Walters D, Mehr R, **Barshack I**. Aging affects B-cell antigen receptor repertoire diversity in primary and secondary lymphoid tissues. *Eur J Immunol*. 2016;46(2):480-92.
- Aviel-Ronen S, Zadok O, Vituri A, Nass D, Schwartz I, Avivi C, **Barshack I**.  $\alpha$ -methylacyl-CoA racemase (AMACR) expression in chordomas differentiates them from chondrosarcomas. *Sci Rep*. 2016;6:21277.
- Pozniak Y, Balint-Lahat N, Rudolph JD, Lindskog C, Katzir R, Avivi C, Pontén F, Ruppén E, **Barshack I**, Geiger T. System-wide clinical proteomics of breast cancer reveals global remodeling of tissue homeostasis. *Cell Syst*. 2016;2(3):172-84.
- Dror S, Sander L, Schwartz H, Sheinboim D, Barzilay A, Dishon Y, Apcher S, Golan T, Greenberger S, **Barshack I**, Malcov H, Zilberberg A, Levin L, Nessling M, Friedmann Y, Igras V, Barzilay O, Vaknine H, Brenner R, Zinger A, Schroeder A, Gonen P, Khaled M, Erez N, Hoheisel JD, Levy C. Melanoma miRNA trafficking controls tumour primary niche formation. *Nat Cell Biol*. 2016;18(9):1006-17.
- Feldman T, Grossman-Haham I, Elkis Y, Vilela P, Moskovits N, **Barshack I**, Salame TM, Fass D, Ilani T. Correction: Inhibition of fibroblast secreted QSOX1 perturbs extracellular matrix in the tumor microenvironment and decreases tumor growth and metastasis in murine cancer models. *Oncotarget*. 2020;11(40):3687.
- Shani O, Vorobyov T, Monteran L, Lavie D, Cohen N, Raz Y, Tsarfaty G, Avivi C, **Barshack I**, Erez N. Fibroblast-derived IL33 facilitates breast cancer metastasis by modifying the immune microenvironment and driving Type 2 immunity. *Cancer Res*. 2020;80(23):5317-5329.
- Shenoy A, Belugali Nataraj N, Perry G, Loayza Puch F, Nagel R, Marin I, Balint N, Bossel N, Pavlovsky A, **Barshack I**, Kaufman B, Agami R, Yarden Y, Dadiani M, Geiger T. Proteomic patterns associated with response to breast cancer neoadjuvant treatment. *Mol Syst Biol*. 2020;16(9):e9443.
- Zayoud M, Vax E, Elad-Sfadia G, **Barshack I**, Pinkas-Kramarski R, Goldstein I. Inhibition of Ras GTPases prevents collagen-induced arthritis by reducing the generation of pathogenic CD4+ T cells and the hyposialylation of autoantibodies. *ACR Open Rheumatol*. 2020;2(9):512-524.
- Halpert G, Katz I, Shovman O, Tarasov S, Ganina KK, Petrova N, Tocut M, Volkov A, **Barshack I**, Blank M, Amital H. IVIG ameliorate inflammation in collagen-induced arthritis: projection for IVIG therapy in rheumatoid arthritis. *Clin Exp Immunol*. 2021;203(3):400-408.
- Goldberg Y, Laitman Y, Ben David M, Bazak L, Lidzbarsky G, Salmon LB, Shkedi-Rafid S, **Barshack I**, Avivi C, Darawshe M, Shomron N, Bruchim R, Vinkler C, Yannoukakos D, Fostira F, Bernstein-Molho R, Friedman E. Re-evaluating the pathogenicity of the c.783+2T>C BAP1 germline variant. *Hum Mutat*. 2021.
- Kamer I, Bab-Dinitz E, Zadok O, Ofek E, Gottfried T, Daniel-Meshulam I, Hout-Siloni G, Ben Nun A, **Barshack I**, Onn A, Bar J. Immunotherapy response modeling by ex-vivo organ culture for lung cancer. *Cancer Immunol Immunother*. 2021.

Baruch EN, Youngster I, Ben-Betzalel G, Ortenberg R, Lahat A, Katz L, Adler K, Dick-Necula D, Raskin S, Bloch N, Rotin D, Anafi L, Avivi C, Melnichenko J, Steinberg-Silman Y, Mamtani R, Harati H, Asher N, Shapira-Frommer R, Brosh-Nissimov T, Eshet Y,

Ben-Simon S, Ziv O, Khan MAW, Amit M, Ajami NJ, **Barshack I**, Schachter J, Wargo JA, Koren O, Markel G, Boursi B. Fecal microbiota transplant promotes response in immunotherapy-refractory melanoma patients. *Science*. 2021;371(6529):602-609.





## Prof. Yair Herishanu, M.D.

Department of Hematology  
Tel Aviv Sourasky Medical Center



TEL AVIV UNIVERSITY



yairh@tasmc.gov.il

# Investigating the Microenvironment Interactions and B-cell Receptor Signaling in Chronic Lymphocytic Leukemia

## Positions

Associate Professor, Faculty of Medicine

Head, CLL Service, Tel Aviv Sourasky Medical Center

Secretary, Israeli CLL Study Group

Committee Member, Israel Society of Hematology

## Research

We study interactions between the CLL cells and the tissue microenvironment and explore new aspects of the B-cell receptor (BCR) signaling in CLL cells. Our previous work characterized distinct *in vivo* gene expression signatures of CLL cells derived from the different compartments of blood, bone marrow and lymph nodes. Recently, we have shown that SLP76, an adaptor protein of the T-cell receptor pathway,

is ectopically expressed in CLL cells and mediates alternative signaling downstream of the BCR (Figure). Our research is aimed to discover novel targets of therapy of CLL. Our group is well experienced in performing cell biology assays, flow cytometry and image analysis, protein analysis and gene silencing in primary CLL cells, and is highly skillful in studying signaling in CLL cells.

## Publications

Zada M, Lerner D, Piltz Y, Perry C, Avivi I, **Herishanu Y**. Familial chronic lymphocytic leukemia in Israel: A disproportionate distribution among Ashkenazi Jews. *Eur J Haematol*. 2017;99(1):51-55.

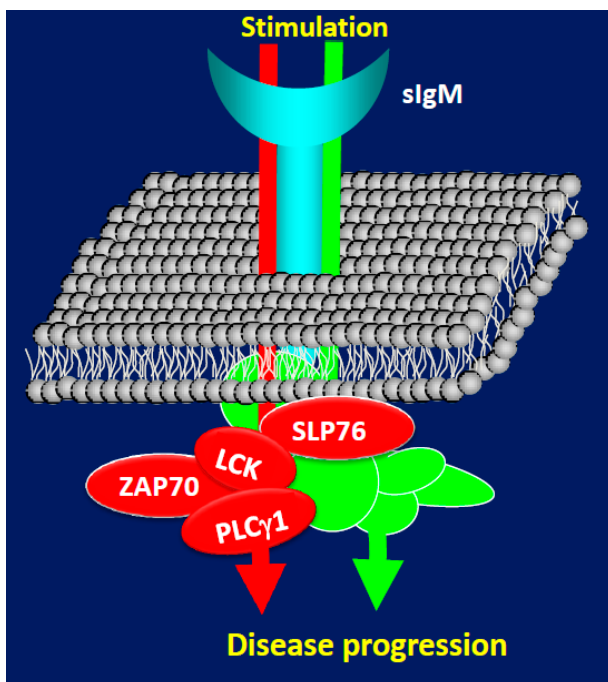
Katz BZ, **Herishanu Y**. Fragility of sub-cellular structures in chronic lymphocytic leukemia. *Int J Hematol*. 2017;105(6):707-708.

Shapiro M\*, **Herishanu Y\***, Katz BZ, Dezorella N, Sun C, Kay S, Polliack A, Avivi I, Wiestner A, Perry C. \* Equal contribution. Lymphocyte activation gene 3: a novel therapeutic target in chronic lymphocytic leukemia. *Haematologica*. 2017;102(5):874-882.

**Herishanu Y**, Katchman H, Polliack A. Severe hepatitis B virus reactivation related to ibrutinib monotherapy. *Ann Hematol*. 2017;96(4):689-690.

Gil-Yarom N, Radomir L, Sever L, Kramer MP, Lewinsky H, Bornstein C, Blecher-Gonen R, Barnett-Itzhaki Z, Mirkin V, Friedlander G, Shvidel L, **Herishanu Y**, Lolis EJ, Becker-Herman S, Amit I, Shachar I. CD74 is a novel transcription regulator. *Proc Natl Acad Sci USA*. 2017;114(3):562-567.

Haran M, Mirkin V, Braester A, Harpaz N, Shevetz O, Shtreiter M, Greenberg S, Mordich O, Amram O, Binsky-Ehrenreich I, Marom A, Shachar I, **Herishanu Y**, Ruchlemer R, Berrebi A, Valinsky L, Shtalrid M, Shvidel L. A phase I-II clinical trial of the anti-CD74 monoclonal antibody milatuzumab in frail patients with refractory chronic lymphocytic



CLL cells ectopically express T-cell receptor associated signaling molecules, which potentiates their B-cell receptor responsiveness.

leukaemia: A patient based approach. *Br J Haematol*. 2018;182(1):125-128.

Lewinsky H, Barak AF, Huber V, Kramer MP, Radomir L, Sever L, Orr I, Mirkin V, Dezorella N, Shapiro M, Cohen Y, Shvidel L, Seiffert M, **Herishanu Y**, Becker-Herman S, Shachar I. CD84 regulates PD-1/PD-L1 expression and function in chronic lymphocytic leukemia. *J Clin Invest*. 2018;128(12):5465-5478.

Gentile M, Shanafelt TD, Mauro FR, Reda G, Rossi D, Laurenti L, Del Principe MI, Cutrona G, Angeletti I, Coscia M, **Herishanu Y**, Chiarenza A, Molica S, Ciolli S, Goldschmidt N, Angrilli F, Giordano A, Rago A, Bairey O, Tripepi G, Chaffee KG, Sameer PA, Vigna E, Zirlik K, Shvidel L, Innocenti I, Recchia AG, Di Raimondo F, Del Poeta G, Cortelezzi A, Neri A, Ferrarini M, Gaidano G, Kay NE, Polliack A, Foà R, Morabito F. Predictive value of the CLL-IPI in CLL patients receiving chemo-immunotherapy as first-line treatment. *Eur J Haematol*. 2018.

Joffe E, Goldschmidt N, Bairey O, Fineman R, Ruchlemer R, Rahimi-Levene N, Shvidel L, Greenbaum U, Aviv A, Tadmor T, Braester A, Arad A, Polliack A, **Herishanu Y**; Israeli CLL Study Group. Outcomes of second-line treatment after fludarabine cyclophosphamide and rituximab in patients with chronic lymphocytic leukemia outside clinical trials. *Eur J Haematol*. 2018;101(3):399-406.

Barzilai M, Polliack A, Avivi I, **Herishanu Y**, Ram R, Tang C, Perry C, Sarid N. Hodgkin lymphoma of the gastrointestinal tract in patients with inflammatory bowel disease: Portrait of a rare clinical entity. *Leuk Res*. 2018;71:1-5.

Azoulay D\*, **Herishanu Y\***, Shapiro M, Brandshaft Y, Surui C, Akria L, Braester A. \* Equal contribution. Elevated serum BDNF levels are associated with favorable outcome in CLL patients: Possible link to CXCR4 downregulation. *Exp Hematol*. 2018;63:17-21

Gentile M, Shanafelt TD, Reda G, Mauro FR, Zirlik K, Ciolli S, Laurenti L, Del Principe MI, Rossi D, Di Renzo N, Molica S, Angrilli F, Coscia M, Chiarenza A, Giordano A, Cutrona G, Chaffee KG, Parikh SA, Uccello G, Innocenti I, Tripepi G, D'Arrigo G, Vigna E, Recchia AG, **Herishanu Y**, Shvidel L, Tadmor T, Cortelezzi A, Del Poeta G, Gaidano G, Di Raimondo F, Neri A, Ferrarini M, Foà R, Polliack A, Morabito F. Validation of a biological score to predict response in chronic lymphocytic leukemia patients treated front-line with bendamustine and rituximab. *Leukemia*. 2018;32(8):1869-1873.

Davidov M, Perry C, **Herishanu Y**, Sarid N, Rom E, Amit O, Eshel R, Naparstek E, Avivi I, Ram R. Toxicity and efficacy of autologous hematopoietic

cell transplantation in elderly patients with aggressive lymphoma: a historical prospective study. *Ann Hematol*. 2018;97(3):459-466.

Sarid N, Sherban A, Bendet A, Adam S, **Herishanu Y**, Perry C, Avivi I. CT findings are highly predictive for perforation in patients with diffuse large B-cell lymphoma involving the intestines. *Leuk Lymphoma*. 2018;59(8):1878-1883.

Joffe E, Rosenberg D, Rozovski U, Perry C, Kirgner I, Trestman S, Gur O, Aviv F, Sarid N, Kolomansky A, Gepstein L, **Herishanu Y**, Naparstek E. Replacing carmustine by thiotepa and cyclophosphamide for autologous stem cell transplantation in Hodgkin's and non-Hodgkin's B-cell lymphoma. *Bone Marrow Transplant*. 2018;53(1):29-33.

Bentur OS, Gurion R, Gafter-Gvili A, Gatt M, Shvidel L, Horowitz NA, Ram R, **Herishanu Y**, Sarid N, Paltiel O, Ganzel C, Kreiniz N, Dally N, Gutwein O, Raanani P, Avivi I, Perry C. Treatment and prognosis of stage I follicular lymphoma in the modern era – does PET matter? *Leuk Lymphoma*. 2018;59(5):1163-1171.

Joffe E, Ariela Arad N, Bairey O, Fineman R, Ruchlemer R, Rahimi-Levene N, Shvidel L, Greenbaum U, Aviv A, Tadmor T, Braester A, Goldschmidt N, Polliack A, **Herishanu Y**. Persistently low lymphocyte counts after FCR therapy for chronic lymphocytic leukemia are associated with longer overall survival. *Hematol Oncol*. 2018;36(1):128-135.

Inbar M, **Herishanu Y**, Goldschmidt N, Bairey O, Yuklea M, Shvidel L, Fineman R, Aviv A, Ruchlemer R, Braester A, Najib D, Rouvi O, Shaulov A, Greenbaum U, Polliack A, Tadmor T. Hairy Cell Leukemia: retrospective analysis of demographic data and outcome in 202 patients from 12 medical centers in Israel. *Anticancer Res*. 38:6423-6429, 2018.

Ruchlemer R, Ben-Ami R, Bar-Meir M, Brown JR, Malphettes M, Mous R, Tonino SH, Soussain C, Barzic N, Messina JA, Jain P, Cohen R, Hill B, Mulligan SP, Nijland M, **Herishanu Y**, Benjamini O, Tadmor T, Okamoto K, Arthurs B, Gottesman B, Kater AP, Talha M, Eichhorst B, Korem M, Bogot N, De Boer F, Rowe JM, Lachish T. Ibrutinib-associated invasive fungal diseases in patients with chronic lymphocytic leukaemia and non-Hodgkin lymphoma: An observational study. *Mycoses*. 2019;62(12):1140-1147.

Tadmor T, Braester A, Najib D, Aviv A, **Herishanu Y**, Yuklea M, Shvidel L, Rahimi-Levene N, Ruchlemer R, Arad A, Fogl C, Henig C, Barak M, Magal L, Polliack A, Townsend K; Israeli CLL study group. A new risk model to predict time to first treatment in chronic lymphocytic leukemia based on heavy chain

immunoparesis and summated free light chain. *Eur J Haematol.* 2019;103(4):335-341.

Perry C, Ben Barouch S, Goldschmidt N, Sarid N, **Herishanu Y**, Shvidel L, Bairey O, Lavi N, Horowitz N, Avigdor A, Lebel E, Sofer O, Ram R, Avivi I. Characteristics, management and outcome of DLBCL patients, presenting with simultaneous systemic and CNS disease at diagnosis: A retrospective multicenter study. *Am J Hematol* 2019;94(9):992-1001.

Tadmor T, Levy I, **Herishanu Y**, Goldschmidt N, Bairey O, Yuklea M, Shvidel L, Fineman R, Aviv A, Ruchlemer R, Braester A, Dally N, Rouvio O, Shaulov A, Greenbaum U, Inbar M, Polliack A. Primary peg-filgrastim prophylaxis versus filgrastim given "on demand" for neutropenia during therapy with cladribine for hairy cell leukemia. *Leuk Res.* 2019;82:24-28.

Bentur OS, Dann EJ, Paran E, Lavie D, Nachmias B, Ron Y, Dally N, Gutwein O, **Herishanu Y**, Sarid N, Avivi I, Perry C. Interim PET-CT-guided therapy in elderly patients with Hodgkin lymphoma-a retrospective national multi-center study. *Ann Hematol.* 2019;98(7):1665-1674.

**Herishanu Y**, Tadmor T, Braester A, Bairey O, Aviv A, Rahimi-Levene N, Fineman R, Levi I, Yuklea M, Ruchlemer R, Shvidel L, Polliack A. Low-dose fludarabine and cyclophosphamide combined with standard dose rituximab (LD-FCR) is an effective and safe regimen for elderly untreated patients with chronic lymphocytic leukemia: The Israeli CLL study group experience. *Hematol Oncol.* 2019;37(2):185-192.

Dezorella N, Ashkenazi E, Shapiro M, Perry C, Kamdjou T, Katz BZ, **Herishanu Y**. Wide-range effects of the MALT-1 inhibitor Mi-2 in CLL cells results in apoptosis. *Leuk Lymphoma.* 2019;60(3):817-820.

Barak AF, Lewinsky H, Perpinial M, Huber V, Radomir L, Kramer MP, Sever L, Wolf Y, Shapiro M, **Herishanu Y**, Jung S, Becker-Herman S, Shachar I. Bone marrow dendritic cells support the survival of chronic lymphocytic leukemia cells in a CD84 dependent manner. *Oncogene.* 2020;39(9):1997-2008.

Barak AF, Lewinsky H, Perpinial M, Huber V, Radomir L, Kramer MP, Sever L, Wolf Y, Shapiro M, **Herishanu Y**, Jung S, Becker-Herman S, Shachar I. Bone marrow dendritic cells support the survival of chronic lymphocytic leukemia cells in a CD84 dependent manner. *Oncogene.* 2020;39(9):1997-2008.

Raz MA, Arnason J, Bairey O, Shvidel L, Aviv A, Ben Baruch S, Perry C, Sarid N, Kirgner I, Dvid V, **Herishanu Y\***, Avivi I\*. The risk of bleeding in patients

receiving ibrutinib combined with novel direct oral anticoagulants. *Br J Haematol.* 2020;189:e31-e33, Equal contribution

**Herishanu Y**, Shaulov A, Fineman R, Bašić-Kinda S, Aviv A, Wasik-Szczepanek E, Jaksic O, Zdrengeha M, Greenbaum U, Mandac I, Simkovic M, Morawska M, Benjamini O, Spacek M, Nemets A, Bairey O, Trentin L, Ruchlemer R, Laurenti L, Stanca Ciocan O, Doubek M, Shvidel L, Dali N, Mirás F, De Meûter A, Dimou M, Mauro FR, Coscia M, Bumbea H, Szász R, Tadmor T, Gutwein O, Gentile M, Scarfò L, Tedeschi A, Sportoletti P, Gimeno Vázquez E, Marquet J, Assouline S, Papaioannou M, Braester A, Levato L, Gregor M, Rigolin GM, Loscertales J, Medina Perez A, Nijziel MR, Popov VM, Collado R, Slavutsky I, Itchaki G, Ringelstein S, Goldschmidt N, Perry C, Levi S, Polliack A, Ghia P. Frontline treatment with the combination obinutuzumab ± chlorambucil for chronic lymphocytic leukemia outside clinical trials: Results of a multinational, multicenter study by ERIC and the Israeli CLL study group. *Am J Hematol.* 2020;95(6):604-611.

Weil C, Chodick G, Shalev V, Kan I, Afik R, Cohen R, Sail K and **Herishanu Y**. Epidemiology, longitudinal treatment patterns and outcomes of chronic lymphocytic leukemia in Israel. *Leuk Lymphoma.* 2020;11:1-14.

Segman Y, Ribakovsky E, Avigdor A, Goldhecht Y, Vainstein V, Goldschmidt N, Harlev S, Horwitz N, Gutwein O, Gurion R, Itchaki G, Abadi U, Nemets A, Sofer O, Zektser M, Tadmor T, Dally N, Filanovsky K, Leiba M, Sarid N, Benyamini N, **Herishanu Y**, Ram R, Perry C, Avivi I. Outcome of relapsed/refractory diffuse large B-cell lymphoma patients treated with polatuzumab vedotin-based therapy: real-life experience. *Leuk Lymphoma.* 2020;27:1-7.

Scarfò L, Chatzikonstantinou T, Rigolin GM, Quaresmini G, Motta M, Vitale C, Garcia-Marco JA, Hernández-Rivas JÁ, Mirás F, Baile M, Marquet J, Niemann CU, Reda G, Munir T, Gimeno E, Marchetti M, Quaglia FM, Varettoni M, Delgado J, Iyengar S, Janssens A, Marasca R, Ferrari A, Cuéllar-García C, Itchaki G, Špaček M, De Paoli L, Laurenti L, Levin MD, Lista E, Mauro FR, Šimkovič M, Van Der Spek E, Vandenberghe E, Trentin L, Wasik-Szczepanek E, Ruchlemer R, Bron D, De Paolis MR, Del Poeta G, Farina L, Foglietta M, Gentile M, **Herishanu Y**, Herold T, Jaksic O, Kater AP, Kersting S, Malerba L, Orsucci L, Popov VM, Sportoletti P, Yassin M, Pocali B, Barna G, Chiarenza A, Dos Santos G, Nikitin E, Andres M, Dimou M, Doubek M, Enrico A, Hakobyan Y, Kalashnikova O, Ortiz Pareja M, Papaioannou M, Rossi D, Shah N, Shrestha

A, Stanca O, Stavroyianni N, Strugov V, Tam C, Zdrenghea M, Coscia M, Stamatopoulos K, Rossi G, Rambaldi A, Montserrat E, Foà R, Cuneo A, Ghia P. COVID-19 severity and mortality in patients with chronic lymphocytic leukemia: a joint study by ERIC, the European Research Initiative on CLL, and CLL Campus. *Leukemia*. 2020;34(9):2354-2363.

Gabizon R, Shraga A, Gehrtz P, Livnah E, Shorer Y, Gurwicz N, Avram L, Unger T, Aharoni H, Albeck S, Brandis A, Shulman Z, Katz BZ, **Herishanu Y**, London N. Efficient targeted degradation via reversible and irreversible covalent PROTACs. *J Am Chem Soc*. 2020; 8;142(27):11734-11742.

Jeff P. Sharman, Miklos Egyed, Wojciech Jurczak, Alan Skarbnik, John M. Pagel, Ian W. Flinn, Manali Kamdar, Talha Munir, Renata Walewska, Gillian Corbett, Laura Maria Fogliatto, **Herishanu Y**, Versha Banerji, Steven Coutre, George Follows, Patricia Walker, Karin Karlsson, Paolo Ghia, Ann Janssens, Florence Cymbalista, Jennifer A. Woyach, Gilles Salles, William G. Wierda, Raquel Izumi, Veerendra Munugalavadla, Priti Patel, Min Hui Wang, Sofia Wong, and John C. Byrd. Acalabrutinib With or Without Obinutuzumab Versus Chlorambucil and Obinutuzumab in Treatment-Naïve Chronic Lymphocytic Leukaemia: The Randomised, Controlled, Phase 3 ELEVATE TN Trial. *Lancet*. 2020;395(10232):1278-1291.

**Herishanu Y**, Levi S, Kamdjou T, Bornstein Y, Ram R, Benyamini N, Varon D, Avivi I, Perry C. Obinutuzumab in the treatment of autoimmune haemolytic anaemia and immune thrombocytopenia in patients with chronic lymphocytic leukaemia/small lymphocytic lymphoma. *Br J Haematol*. 2021;192(1):e1-e4.

Gentile M, Morabito F, Del Poeta G, Mauro FR, Reda G, Sportoletti P, Laurenti L, Coscia M, **Herishanu Y**, Recchia AG, Varettoni M, Murru R, Chiarenza A, Condoluci A, Moia R, Pietrasanta D, Loseto G, Consoli U, Scortechini I, Rossi FM, Zucchetto A, Fraticelli V, Vigna E, Botta C, Tripepi G, Arrigo G, Rago A, Angeletti I, Biagi A, Del Giudice I, Bomben R, Rigolin GM, Rossi D, Di Raimondo F, Gaidano G, Polliack A, Cuneo A, Foà R, Gattei V. Survival risk score for real-life relapsed/refractory chronic lymphocytic leukemia patients receiving ibrutinib. A campus CLL study. *Leukemia*. 2021;35(1):235-238

**Herishanu Y**, Irit Avivi, Anat Aharon, Gabi Shefer, Shai Levi, Yotam Bronstein, Miguel Morales, Tomer Ziv, Yamit Shorer, Scarfò Lydia, Erel Joffe, Chava Perry and Paolo Ghia. Efficacy of the BNT162b2 mRNA COVID-19 vaccine in patients with chronic lymphocytic leukemia. *Blood* 2021.


Yamit Shorer Arbel, Ben-Zion Katz, Ronen Gabizon, Amit Shraga, Yotam Bronstein, Talia Kamdjou, Anat Globerson-Levine, Chava Perry, Irit Avivi, Nir London and **Yair Herishanu**. Proteolysis Targeting Chimeras (PROTACs) for BTK Efficiently Inhibit B-cell Receptor Signaling and Can Overcome Ibrutinib Resistance in CLL cells. *Frontiers in Oncology* 2021.

Morabito F, Tripepi G, Del Poeta G, Mauro FR, Reda G, Sportoletti P, Laurenti L, Coscia M, **Herishanu Y**, Varettoni M, Murru R, Chiarenza A, Visentin A, Condoluci A, Moia R, Pietrasanta D, Loseto G, Consoli U, Scortechini I, Rossi FM, Zucchetto A, Vigna E, Martino EA, Mendicino F, Botta C, Caracciolo D, Cassin R, D'Arrigo G, Galimberti S, Rago A, Angeletti I, Biagi A, Del Giudice I, Bomben R, Neri A, Fronza G, Cutrona G, Rossi D, Di Raimondo F, Cuneo A, Gaidano G, Polliack A, Trentin L, Foà R, Ferrarini M, Gattei V, Gentile M. Assessment of the 4-factor score: Retrospective analysis of 586 CLL patients receiving ibrutinib. A campus CLL study. *Am J Hematol*. 2021.

Morabito F, Tripepi G, Del Poeta G, Romana Mauro F, Reda G, Sportoletti P, Laurenti L, Coscia M, **Herishanu Y**, Bossio S, Varettoni M, Murru R, Chiarenza A, Visentin A, Condoluci A, Moia R, Pietrasanta D, Loseto G, Consoli U, Scortechini I, Rossi FM, Zucchetto A, Al-Janazreh H, Vigna E, Martino EA, Mendicino F, Cassin R, D'Arrigo G, Galimberti S, Rago A, Angeletti I, Biagi A, Del Giudice I, Bomben R, Neri A, Fronza G, Monti P, Menichini P, Cutrona G, Jaksic O, Rossi D, Di Raimondo F, Cuneo A, Gaidano G, Polliack A, Trentin L, Foà R, Ferrarini M, Gattei V, Gentile M. Comparison of ibrutinib and idelalisib plus rituximab in real-life relapsed/resistant chronic lymphocytic leukemia cases. *Eur J Haematol*. 2021;106(4):493-499,

## Grants

- |           |  |
|-----------|--|
| 2019-2023 | Israeli Science Foundation (ISF), Dissection of the mechanism governing the B-cell receptor function in chronic lymphocytic leukemia as a key regulator of disease progression |
| 2020-2021 | Israel Cancer Association, Spatial and dynamics of early B-cell receptor signaling and actin cytoskeleton in CLL cells   |
| 2020-2021 | Weizmann Institute-TASMC Joint grant-novel approaches to target the B-cell receptor signaling in CLL   |



## Prof. Shai Izraeli, M.D.

Functional Genomics and Childhood Leukemia Research, Cancer Research Center, Sheba Medical Center; Department of Human Molecular Genetics & Biochemistry, Faculty of Medicine



shai.izraeli@sheba.health.gov.il  
[http://eng.sheba.co.il/Research\\_and\\_Development/Research\\_Center\\_of\\_Leukemia/](http://eng.sheba.co.il/Research_and_Development/Research_Center_of_Leukemia/)



## Dr. Yehudit Birger, Ph.D.

Lab Manager



Yehudit.Birger@sheba.health.gov.il

# Basic and Translational and Research of Childhood Malignancies and Leukemia

### Positions

Professor, Faculty of Medicine

Chair, MD-PhD program

### Research

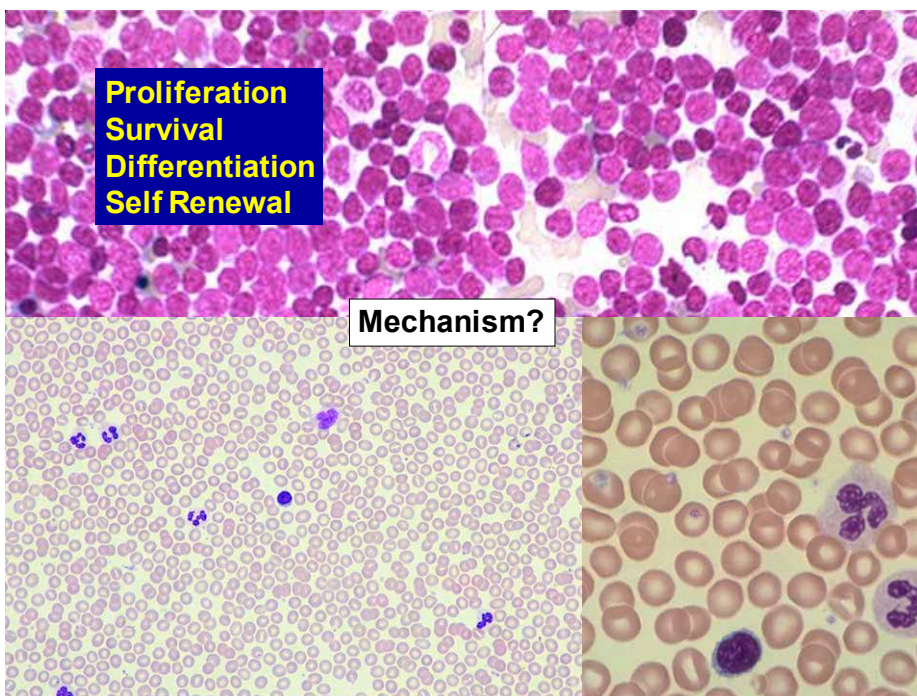
We focus on patient-driven basic research into the pathogenesis of childhood leukemia and cancer. We harness advanced molecular and cellular biology technologies utilizing in-vitro and in-vivo models with

the ultimate goal of improving the care of children with cancer.

Our research is divided into two major topics:

1. Basic, translational and clinical research of leukemia.
2. The role of SIL (STIL) protein in mitosis, centrosomal biology and cancer.

Cancer is the deadliest disease of children and leukemia is the most common childhood cancer.



Carboxypeptidase E (CPE), a novel Wnt inhibitor, is excluded from the colonic crypt bottom.

We are interested in the fundamental question how normal blood development is diverted into leukemia. What are the genetic and biochemical abnormalities that block cell differentiation, enhance proliferation and survival and confer the unique stem cell properties of self renewal to leukemia stem cells? We focus on chromosome 21 because of the mysterious association of leukemia with Down Syndrome. We utilize advanced genomic technologies, cell based assays of transformation of primary human and mouse stem cells, mouse models including transgenic, transplantation and explants of human leukemia. Our recent discoveries of the major involvement of the TSLP-IL7R-JAK2 pathway in leukemogenesis have lead to clinical trials with novel inhibitors of this pathway for high-risk leukemias in children and adults. The spread of leukemia to the brain is a major clinical problem as preventive therapy to the brain consisting of chemotherapy or irradiation causes long term side effects. We are therefore studying how leukemia cells spread to the central nervous system and developing mouse models to study this challenging problem.

We have discovered that SIL, a gene cloned from childhood leukemia, is required for centrosomal biogenesis and for survival of cancer cells. Targeting SIL by siRNA cause cancer cell death at mitotic entry in-vitro and in-vivo. Current research focuses on the fundamental role of the SIL protein in centrosome generation in normal and malignant cells and on developing approaches for its targeting for cancer therapy.

## Publications

David, A., H. Amartely, N. Rabinowicz, M. Shamir, A. Friedler, and **S. Izraeli**. Molecular basis of the STIL coiled coil oligomerization explains its requirement for de-novo formation of centrosomes in mammalian cells. *Sci Rep*, 2016. **6**: 24296.

Townsend, E.C., M.A. Murakami, A. Christodoulou, **S. Izraeli**, ...J.C. Aster, M.A. Shipp, J.D. Griffin, and D.M. Weinstock. The public repository of xenografts enables discovery and randomized phase ii-like trials in mice. *Cancer Cell*, 2016. **29**: 574-86.

Williams, M.T., Y.M. Yousafzai, A. Elder, K. Rehe, S. Bomken, L. Frishman-Levy, S. Tavor, P. Sinclair, K. Dormon, D. Masic, T. Perry, V.J. Weston, P. Kearns, H. Blair, L.J. Russell, O. Heidenreich, J.A. Irving, **S. Izraeli**, J. Vormoor, G.J. Graham, and C. Halsey. The ability to cross the blood-cerebrospinal fluid barrier is a generic property of acute lymphoblastic leukemia blasts. *Blood*, 2016. **127**: 1998-2006.

## Reviews

**Izraeli, S.**, The acute lymphoblastic leukemia of Down Syndrome – Genetics and pathogenesis. *Eur J Med Genet*, 2016. **59**:158-61.

Savino, A.M. and **S. Izraeli**, On mice and humans: the role of thymic stromal lymphopoietin in human B-cell development and leukemia. *Haematologica*, 2016. **101**: 391-3.

## Grants

2016-2019     German Israel Foundation



## Dr. Ben Zion Katz, Ph.D.

The Hematology Laboratory  
Tel Aviv Sourasky Medical Center



benzik@tlvmc.gov.il

# Development of B-Cell Malignancies

## Positions

Senior Lecturer, Faculty of Medicine

Deputy Director, The Hematology Laboratory, Tel Aviv Sourasky Medical Center

## Research

The focus of the research in the laboratory is on B-cell malignancies, their developmental processes, and the clinical significance of the malignant B-cells physiological and molecular phenotypes. We utilize a wide range of both clinical and basic research laboratory techniques, and study tissue culture model systems, as well as primary patient-derived samples.

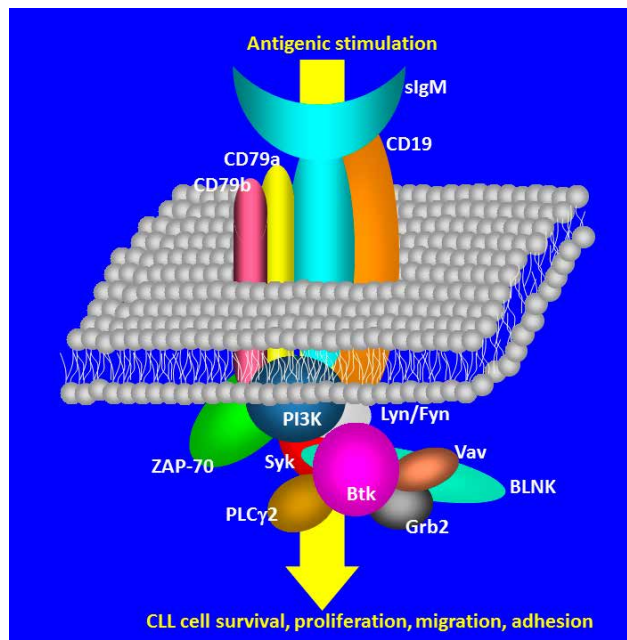
## Publications

Dezorella, N., Kay, S., Baron, S., Shapiro, M., Porat, Z., Deutsch, V., Herishanu, Y., **Katz, B.-Z.** *Measurement of lymphocyte aggregation by flow cytometry-physiological implications in chronic lymphocytic leukemia.* (2016) *Cytometry B Clin. Cytom.* 90:257-266.

Dezorella, N.\*, **Katz, B.-Z.\***, Shapiro, M., Polliack, A., Perry, C., Herishanu, Y. *SLP76 integrates into the B-Cell receptor signaling cascade in chronic lymphocytic leukemia cells and is associated with aggressive disease course.* (2016) *Haematologica* 101:1553-1562. \* Equal contributors

Shapiro, M., Herishanu, Y., **Katz, B.-Z.**, Dezorella, N., Sun, C., Kay, S., Polliack, A., Avivi, I., Wiestner, A., Perry, C. *Lymphocyte activation gene 3- A novel therapeutic target in chronic lymphocytic leukemia.* (2017) *Haematologica* In press.

**Katz, B.-Z.**, Herishanu, Y. *Fragility of sub-cellular structures in chronic lymphocytic leukemia.* (2017) *Int. J. Hematol.* In press.



## Specific research programs

- A) The role of microenvironmental interactions in the pathogenesis of chronic lymphocytic leukemia.
  - B) The function of CD19 and CD38 in the physiology of malignant B-cells.
  - D) Development of novel laboratory methodologies to study B-cell malignancies
- The complexity of the B-cell receptor.



## Dr. Guy Lahat, M.D.

Division of Surgery  
Tel Aviv Sourasky Medical Center  
Faculty of Medicine



guyla@tlvmc.gov.il

# Tumor-Microenvironment Cellular Interactions in Cancer Progression and Metastasis

## Positions

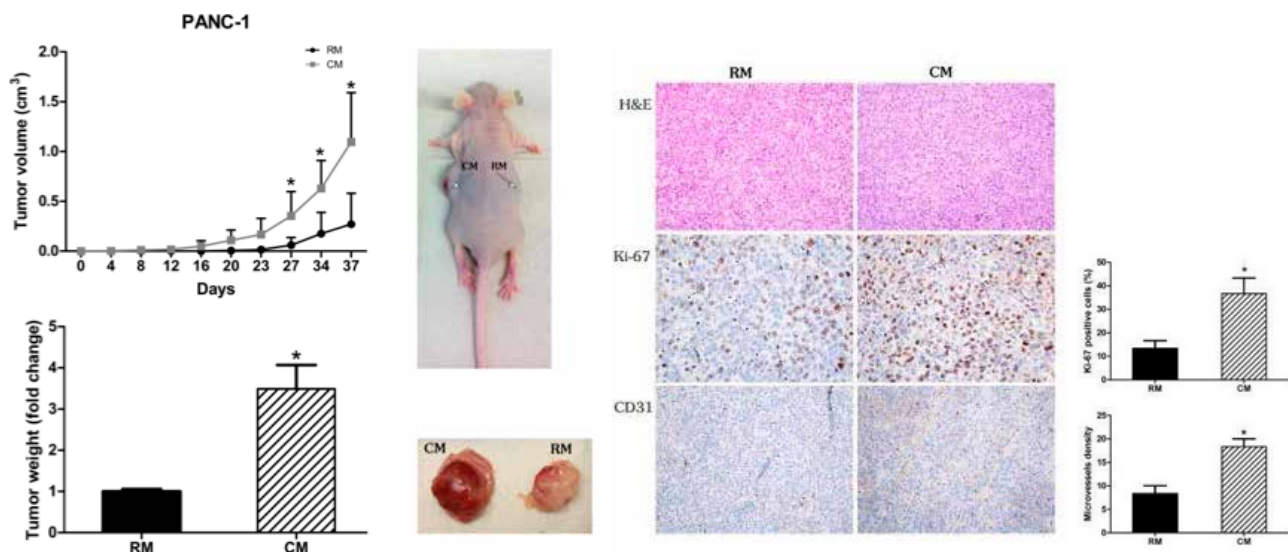
Chair, Department of Surgery A

Senior Lecturer, Faculty of Medicine

## Research

The surgical oncology research lab was established in order to conduct clinical and basic science research in order to further understand disease patterns and mechanisms, thus, trying to improve diagnosis and treatment outcomes of the patients we operate on. Moreover, the lab is a platform for the development of future academic surgeons, passionate about both research and the field of surgery. We focus

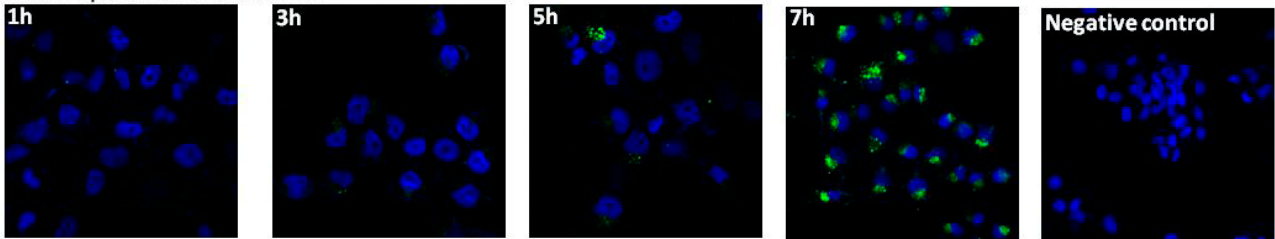
on patient-driven translational research, studying the molecular basis of various soft tissue sarcoma (STS) tumors, and gastrointestinal malignancies. We aim to explore distinct signaling pathways and molecules that may play a role in cancer progression and metastasis. Specifically, we investigate the cross talk between metastatic GI cancer cells and the omentum. We also investigate the potential role of miRNAs as molecular biomarkers for staging, prognosis, and pattern of future spread. For these purposes we frequently utilize in-vitro and in-vivo models, human cancer specimens from our clinically annotated tissue bank, as well as various advanced molecular and bioinformatic approaches.



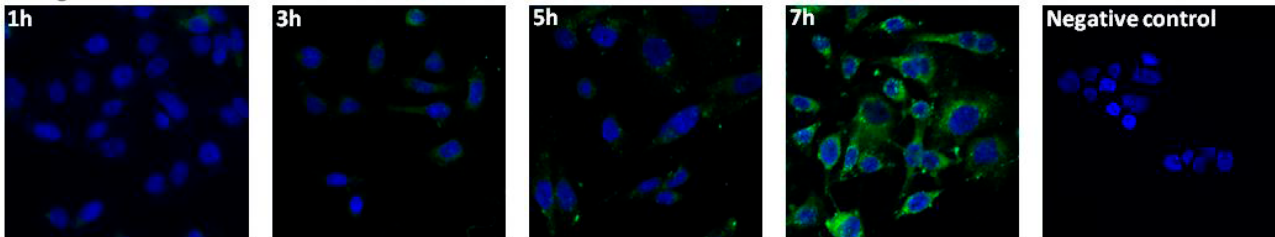
Tumor growth is promoted by omental fat in vivo. PANC-1 pancreatic cancer cells were initially pretreated in vitro with human omental fat conditioned medium (CM) or control regular medium (RM) for 24h. The tumor cells were then injected subcutaneously into the flank of nude mice. (A) Tumor growth and weight of PANC-1 tumors was facilitated in mice following pre-treatment with omental fat CM (n=15); (B) Representative mice and tumor images; (C) Marked increase in proliferation (Ki-67) and microvessel density (CD31) by human omental fat CM.



#### PANC-1 pancreatic cancer cells



#### AGS gastric cancer cells



Uptake of omental fat exosomes by cancer cells. PKH67-labeled omental fat exosomes were incubated with PANC-1 pancreatic cancer cells (upper panel) and AGS gastric cancer cells (lower panel), reaction was stopped at different time points (1, 3, 5 and 7 hours) and cells were analyzed by confocal microscopy. The nucleus of PANC-1 and AGS cells was stained with dapi. Negative control- PANC-1 and AGS cells with no addition of labeled exosomes.

#### Publications

Nachmany I, Pencovich N, Ben-Yehuda A, **Lahat G**, Nakache R, Goykhman Y, Lubezky N, Klausner JM. Laparoscopic Distal Pancreatectomy: Learning Curve and Experience in a Tertiary Center. *J Laparoendosc Adv Surg Tech A*. 2016;26(6):470-4.

Loewenstein S, Lubezky N, Nizri E, Zemel M, Levin Y, Savidor A, Sher O, Klausner JM, **Lahat G**. Adipose-induced Retroperitoneal Soft Tissue Sarcoma (RSTS) Tumorigenesis: A Potential Crosstalk

between Sarcoma and Fat Cells. *Molecular Cancer Research*. 2016.

**Lahat G**, Lubezky N, Gerstenhaber F, Nizri E, Gysi M, Rozenek M, , Goichman Y, Nachmany I, Nakache R, Wolf I, Klausner JM. Number of evaluated lymph nodes and positive lymph nodes, lymph node ratio, and log odds evaluation in early-stage pancreatic ductal adenocarcinoma: numerology or valid indicators of patient outcome? *World journal of surgical oncology* 2016;14(1):254.



## Dr. Michael Peled, M.D., Ph.D.

Institute of Pulmonary Medicine, Sheba Medical Center  
Sheba Cancer Research Center  
Faculty of Medicine, Tel Aviv University



Michael.Peled@sheba.health.gov.il

# Investigating the Immuno-Proteome in Cancer

## Positions

Senior Physician, Institute of Pulmonary Medicine, Sheba Medical Center

Senior Lecturer, Faculty of Medicine

## Research

We study the proteins and peptides involved in the interaction between immune cells and tumor cells. While genomics has boosted our knowledge on the molecular basis of human disease, both DNA sequencing and gene expression analysis report on indirect effects that often do not correlate with the actual expression and activity of proteins in cells and tissues. Importantly, proteins are the most prevalent drug targets. Thus, we employ advanced high-throughput immuno-proteomics, using mass-spectrometry-based methods, cell biology, biochemistry and *in vivo* models to reveal proteins with a novel immuno-regulatory function that can serve as drug targets in cancer and autoimmune diseases.

## Publications

Strazza M, Azoulay-Alfaguter I, **Peled M**, Mor A. assay of adhesion under shear stress for the study of T lymphocyte-adhesion molecule interactions. *J Vis Exp.* 2016;(112):54203.

Azoulay-Alfaguter I, Strazza M, **Peled M**, Novak HK, Muller J, Dustin ML, Mor A. The tyrosine phosphatase SHP-1 promotes T cell adhesion by activating the adaptor protein CrkII in the immunological synapse. *Sci Signal.* 2017;10(491):eaal2880.

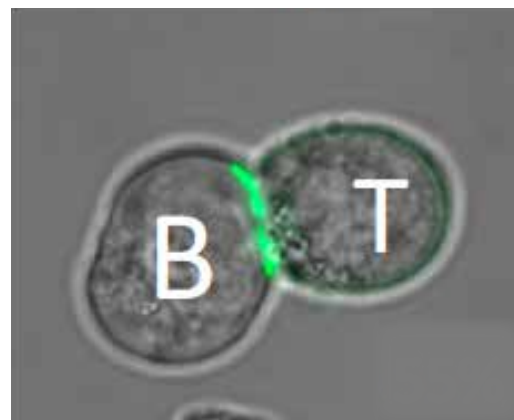
**Peled M**, Nishi H, Weinstock A, Barrett TJ, Zhou F, Quezada A, Fisher EA. A wild-type mouse-based model for the regression of inflammation in atherosclerosis. *PLoS One.* 2017;12(3):e0173975.

Strazza M, Azoulay-Alfaguter I, **Peled M**, Smrcka AV, Skolnik EY, Srivastava S, Mor A. PLC $\epsilon$ 1 regulates SDF-1 $\alpha$ -induced lymphocyte adhesion and migration to sites of inflammation. *Proc Natl Acad Sci USA.* 2017;114(10):2693-2698.

A



B



**EFHD2 is required for PD-1 clustering at the immunological synapse.** Freshly isolated human T cells were transfected with non-targeting siRNA (siControl) (A) or siRNA targeting EFHD2 (siEFHD2) (B) and with GFP-PD-1 expression plasmid, followed by co-culturing with Raji B cells expressing PDL1 and loaded with SEE. Cells were subjected to real-time imaging by confocal microscopy.

**Peled M**, Strazza M, Mor A. Co-immunoprecipitation assay for studying functional interactions between receptors and enzymes. *J Vis Exp*. 2018;(139):58433.

**Peled M**, Tocheva AS, Sandigursky S, Nayak S, Philips EA, Nichols KE, Strazza M, Azoulay-Alfaguter I, Askenazi M, Neel BG, Pelzek AJ, Ueberheide B, Mor A. Affinity purification mass spectrometry analysis of PD-1 uncovers SAP as a new checkpoint inhibitor. *Proc Natl Acad Sci US A*. 2018; 115(3):E468-e477.

**Peled M**, Dragovich MA, Adam K, Strazza M, Tocheva AS, Vega IE, Mor A. EF Hand Domain family member D2 is required for T cell cytotoxicity. *J Immunol*. 2018;201(9):2824-2831.

Magri V, Gottfried T, Di Segni M, Urban D, **Peled M**, Daher S, Stoff R, Bar J, Onn A. SLAMF6 clustering is required to augment T cell activation. *Cancer Manag Res*. 2019;11:8201-8207.

Dragovich MA, Adam K, Strazza M, Tocheva AS, **Peled M**, Mor A. *PLoS One*. 2019 Jun 14;14(6):e0218109.

**Peled M**, Onn A, Herbst RS. Tumor-infiltrating lymphocytes-location for prognostic evaluation. *Clin Cancer Res*. 2019;25(5):1449-1451.

Tocheva AS, **Peled M**, Strazza M, Nayak S, Dragovich MA, Azoulay-Alfaguter I, Philips EA, Adam K, Neel BG, Ueberheide B, Mor A. Quantitative phosphoproteomic analysis reveals involvement of PD-1 in multiple T cell functions. Preprint, *J Biol Chem*, 2020.

Reuveny R, DiMenna FJ, Gunaratnam C, Arad AD, McElvaney GN, Susta D, **Peled M**, Moyna NM. High-intensity interval training accelerates oxygen uptake kinetics and improves exercise tolerance for individuals with cystic fibrosis. *BMC Sports Sci Med Rehabil*. 2020;12:9.

Sultan M, Ben-Shushan D, **Peled M**, Kamari Y, Isman S, Barshack I, Kuban RJ, Kühn H, Harats D, Shaish A. Specific overexpression of 15-lipoxygenase in endothelial cells promotes cancer cell death in an in vivo Lewis lung carcinoma mouse model. *Adv Med Sci*. 2020;65:111-119.

### Grants

2019-2021 Israel Science Foundation



- Mapping of the entire adaptive and innate cellular immune milieu found inside human brain tumors using advanced multicolor (up to 12-color) flow cytometry.
- Using a cell-centered approach called “Immune Cytomics” to study the network of interactions formed between the different intra-tumoral immune cells and between immune and tumor cells.
- Evaluating how novel, non-immune-based, treatments for brain tumors affect the anti-tumoral immune responses.

### Publications

Blumenthal DT, Dvir A, Lossos A, Tzuk-Shina T, Lior T, Limon D, Yust-Katz S, Lokiec A, **Ram Z**, Ross JS, Ali SM, Yair R, Soussan-Gutman L, Bokstein F. Clinical utility and treatment outcome of comprehensive genomic profiling in high grade glioma patients. *J Neurooncol.* 2016;130:211-219.

Shahar T, Granit A, Zrihan D, Canello T, Charbit H, Einstein O, Rozovski U, Elgavish S, **Ram Z**, Siegal T, Lavon I. Expression level of miRNAs on chromosome 14q32.31 region correlates with tumor

aggressiveness and survival of glioblastoma patients. *J Neurooncol.* 2016.

Ofek P, Calderón M, Mehrabadi FS, Krivitsky A, Ferber S, Tiram G, Yerushalmi N, Kredó-Russo S, Grossman R, **Ram Z**, Haag R, Satchi-Fainaro R. Restoring the oncosuppressor activity of microRNA-34a in glioblastoma using a polyglycerol-based polyplex. *Nanomedicine.* 2016.

Volovitz I, Shapira N, Ezer H, Gafni A, Lustgarten M, Alter T, Ben-Horin I, Barzilai O, Shahar T, Kanner A, Fried I, Veshchev I, Grossman R, **Ram Z**. A non-aggressive, highly efficient, enzymatic method for dissociation of human brain-tumors and brain-tissues to viable single-cells. *BMC Neurosci.* 2016.

Volovitz I, Melzer S, Amar S, Bocsi J, Bloch M, Efroni S, **Ram Z**, Tárnok A. Dendritic Cells in the Context of Human Tumors: Biology and Experimental Tools. *Int Rev Immunol.* 2016.

Gelerstein E, Berger A, Jonas-Kimchi T, Strauss I, Kanner AA, Blumenthal DT, Gottfried M, Margalit N, **Ram Z**, Shahar T. Regression of intracranial meningioma following treatment with nivolumab: Case report and review of the literature. *J Clin Neurosci.* 2017.



**Dr. Yaacov Richard Lawrence, MBBS,  
MA, MRCP**

Dept. of Radiation Oncology,  
Sheba Medical Center



✉ yaacov.lawrence@sheba.health.gov.il, yaacovla@gmail.com



**Dr. Uri Amit, M.D., Ph.D.**

Dept of Radiation Oncology,  
Sheba Medical Center

✉ uri.amit.mail@gmail.com

# Radiation Biology: Translating Biological Insights from the Lab to Impact Cancer Patient Care

## Positions (Dr. Lawrence)

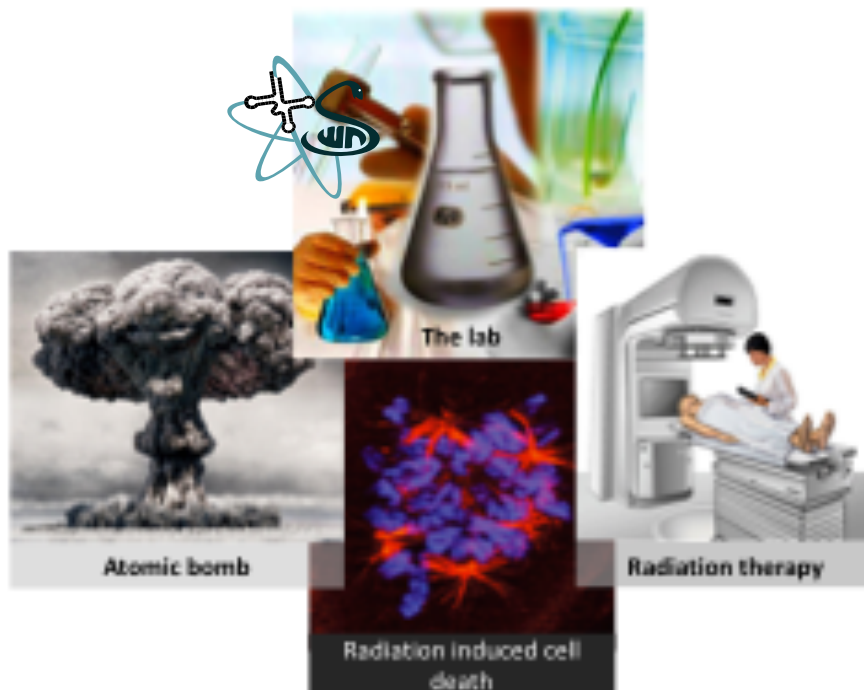
Director, Center for Translational Research in Radiation Oncology

Senior Lecturer (regular track), Faculty of Medicine

Assistant Professor (adjunct), Dep. Radiation Oncology, Thomas Jefferson University

## Research

Radiation therapy is a cornerstone of modern cancer care. Ionizing radiation kills cancer cells by generating reactive oxygen species, damaging DNA, and inducing chromosomal damage. Yet many aspects of radiation biology remain unknown. The lab focusses on understating cells' ability to survive ionizing radiation, a phenomenon known as radioresistance. We seek to answer the question



of how some tumors are able to withstand very large doses of radiation. We hypothesize that cells withstand the intense onslaught of DNA damage by adapting their metabolic processes, diverting biosynthesis pathways to nucleotide synthesis and REDOX management. Another explanation of why cells in-vivo appear to resist radiation is the result of the interaction between tumor cells and the microenvironment. Ongoing projects in the lab are challenging and developing both these concepts.

The research center also performs clinical research, initiating and running clinical trials. Hence, a particular strength of the lab is the ability for our findings to impact patient care through the performance of clinical trials.

### Publications

Symon Z, Ben-Bezalel G, Spieler B, Tsvang L, Alezra D, Berger R, Dotan Z, **Lawrence YR**, Goldstein J. A Retrospective Feasibility Study of Salvage Pelvic Nodal Radiation in 6 Patients with Biochemical Failure Following Prostate Fossa Radiation: An Alternative to Androgen Deprivation Therapy (ADT). *Am J Clin Oncol*. 2016;39(5):479-483.

Shi W, Palmer JD, Werner-Wasik M, Andrews DW, Evans JJ, Glass J, Kim L, Bar-Ad V, Judy K, Farrell C, Simone N, Liu H, Dicker AP, **Lawrence YR**. Phase I trial of panobinostat and fractionated stereotactic re-irradiation therapy for recurrent high grade gliomas. *J Neurooncol*. 2016;127(3):535-9.

**Amit U**, Kain D, Sahu A, Nevo-Caspi Y, Gonen N, Molotski N, Konfino T, Landa N, Naftali-Shani N, Blum G, Merquiol E, Karo-Atar D, Kanfi Y, Peret G, Munitz A, Cohen HY, Ruppin E, Hannenhalli S, Leor J. A New Role for Interleukin-13 Receptor  $\alpha 1$  in Myocardial Homeostasis and Heart Failure. *Journal of the American Heart Association*. 2017; 20: 6(5)

Nishanth N, Sahu A, **Amit U**, Robinson W.P, Seung G, Basu ML, Leor J, Ruppin E, Hannenhalli S. Putative Functional Genes in Idiopathic Dilated Cardiomyopathy. *Scientific Reports*. Manuscript accepted. In press.

Golan T, Sella T, Margalit O, **Amit U**, Halpern N, Aderka D, Shacham-Shmueli E, Urban D, **Lawrence YR**. Short- and Long-Term Survival in Metastatic Pancreatic Adenocarcinoma, 1993-2013. *J Natl Compr Canc Netw*. 2017;15(8):1022-1027

Naftali-Shani N, Levin-Kotler L, Palevski D, **Amit U**, Kain D, Landa N, Hochhauser E, Leor J. Heart failure switches resident and transplanted mesenchymal stromal cells toward a pro-inflammatory phenotype

and impairs their reparative properties via Toll-like Receptor-4. *Circulation*. 2017;6: 135(23):2271-2287

Davidson T, Ben David M, Haskin T, Howes M, Scaife R, Kanana N, **Amit U**, Galper S, Ben Haim S, Symon Z, Goldstein J. The Use of 18F-FDG PET-CT Imaging to Determine Internal Mammary Lymph Node Location for Radiation Therapy Treatment Planning in Breast Cancer Patients. *Practical Radiation Oncology*. 2017;7(6):373-381

Alpert E, **Amit U**, Guranda L, Mehagne R, Bentancur A. Point-of-care ultrasound by emergency physicians versus delayed diagnosis of tamponade and large pericardial effusions. *Clinical and Experimental Emergency Medicine*. 2017;4(3):128-132

Roichman A, Kanfi Y, Glazz R, Naiman S, **Amit U**, Landa N, Tinman S, Stein I, Pikarsky E, Leor J, Cohen HY. SIRT6 overexpression improves various aspects of mouse healthspan. *Journal of Gerontology series A*. 2017;1;72(5):603-615

Appel S, Goldstein J, Perelman M, Rabin T, Urban D, Onn A, Shulimzon TR, Weiss I, Lieberman S, Marom EM, Golan N, Simansky D, Ben-Nun A, **Lawrence YR**, Bar J, Symon Z. Neo-adjuvant Chemo-Radiation to 60 Gray Followed by Surgery for Locally Advanced Non-Small Cell Lung Cancer Patients: Evaluation of Trimodality Strategy. *Isr Med Assoc J*. 2017;19(10):614-619.

**Lawrence YR**, Moughan J, Magliocco AM, Klimowicz AC, Regine WF, Mowat RB, DiPetrillo TA, Small W Jr, Simko JP, Golan T, Winter KA, Guha C, Crane CH, Dicker AP. Expression of the DNA repair gene MLH1 correlates with survival in patients who have resected pancreatic cancer and have received adjuvant chemoradiation: NRG Oncology RTOG Study 9704. *Cancer*. 2017

Appel S, **Lawrence YR**, Goldstein J, Pfeffer RM, Weiss I, Rabin T, Felder S, Ben-Ayun M, Tsvang L, Alezra D, Simansky D, Ben-Nun A, Bar J, Symon Z. Stereotactic Ablative Body Radiation for Stage I Lung Cancer in Israel: A Retrospective Single-Center Report. *Isr Med Assoc J*. 2017;19(1):39-43.

Spieler B, Goldstein J, **Lawrence YR**, Saad A, Berger R, Ramon J, Dotan Z, Laufer M, Weiss I, Tsvang L, Poortmans P, Symon Z Salvage Radiation Therapy for Biochemical Failure Following Radical Prostatectomy. *Isr Med Assoc J*. 2017;19(1):19-24.

Saad A, Goldstein J, **Lawrence YR**, Spieler B, Leibowitz-Amit R, Berger R, Davidson T, Urban D, Tsang L, Alezra D, Weiss I, Symon Z. Classifying high-risk versus very high-risk prostate cancer: is it relevant to outcomes of conformal radiotherapy and androgen deprivation? *Radiat Oncol*. 2017;12(1):5



## Dr. Raya Leibowitz-Amit, M.D, Ph.D.

Shamir Medical Center  
Faculty of Medicine



rayal@shamir.gov.il

# miRNAs in Solid Malignancies / Immunotherapy Research / Clinical Cancer Research

## Positions

Senior Lecturer, Faculty of Medicine

Senior Medical Oncologist, Clinician-investigator,  
Oncology Institute & Cancer Research Center, Sheba  
Medical Center, Tel Hashomer

## Research

As a clinician-investigator and a practicing medical oncologist, our lab is engaged in basic, translational and clinical cancer research.

*Basic research:* Our lab at the Cancer Research Center at the Sheba campus studies the role of microRNAs in solid malignancies. We were the first to show that a large micr-RNA cluster on chromosome 14q32 is silenced in melanoma. This cluster was later dubbed ‘the larger tumor suppressor miRNA cluster’ and was shown to be down-regulated in a wide range of malignancies. We showed the involvement of three miRNAs from this cluster in melanoma progression, and continue to study the role of this cluster in the pathogenesis of this disease. In the last year, we have also studied the involvement of miRNAs in bladder cancer; specifically, preliminary results suggest that a family of miRNAs are associated with the development of resistance to chemotherapy in bladder cancer; research is currently ongoing.

*Translational research:* Immunotherapy, namely the activation of the immune system against cancer, is revolutionizing cancer treatment, yet not all cancers, and not all patients within a given cancer, respond to immunotherapy. Currently, the biomarkers associated with response to immunotherapy are unknown. In collaboration with Dr. Irit Gat-Viks from the Faculty of Life Sciences at TAU, we are embarking on a clinical trial in which we will prospectively search for immune cell populations within the systemic circulation that are associated with response to immunotherapy. We will perform RNA sequencing of immune cells

before and following immunotherapy treatment and analyze the cell populations using deconvolution algorithms developed at the Gat-Viks lab.

*Clinical research:* Whereas the list of anti-neoplastic treatments is constantly growing across the cancer spectrum, currently there are almost no proven predictive biomarkers of response to treatment with any of these agents, and clinical decisions are generally empirical and based on ‘trial and error’. We are interested in finding associations between lab variables/plasma biomarkers and response to anti-neoplastic treatment in genito-urinary malignancies; specifically, we recently addressed the following clinical questions:

1. We described clinical and laboratory variables associated with response to the hormonal agent abiraterone in prostate cancer.
2. We showed that the neutrophil-lymphocyte ratio is associated with response to chemotherapy in bladder cancer, and that a high lymphocyte count is associated with pathological complete response at cystectomy following neo-adjuvant treatment.
3. We described the patterns of change of several plasma biomarkers following treatment with the biological agent cabozantinib in prostate cancer.
4. We summarized our clinical experience with the immunotherapeutic anti-PD1 antibody pembrolizumab, showing that low lymphocyte counts are associated with lack of response.

These clinical works, taken together, show that the adaptive arm of the immune response is imperative in amounting response to both chemo and immunotherapy.

## Publications

**Leibowitz-Amit R**, Israel A, Gal M, Atenafu E A, Symon Z, Portnoy O, Laufer M, Dotan Z, Ramon



J, Fridman E, Berger R. Association between the Absolute Baseline Lymphocyte Count and Response to Neoadjuvant Platinum-based Chemotherapy in Muscle-invasive Bladder Cancer. *Clin Oncol (R Coll Radiol)*. 2016;28(12):790-796.

**Leibowitz-Amit R**, Pintilie M, Khoja L, Azad AA, Berger R, Laird AD, Aftab DT, Chi KN, Joshua AM. Changes in plasma biomarkers following treatment with cabozantinib in metastatic castration-resistant

prostate cancer: a post hoc analysis of an extension cohort of a phase II trial. *J Transl Med*. 2016. 14:12.

**Leibowitz-Amit R**, Shapira-Frommer R, Golan T, Israel A, Shacham-Shmueli E, Gluck I, Aderka D, Onn A, Zach L, Nili Gal-Yam E, Kaufman B, Urban D, Bar J, Berger R. Clinical experience with pembrolizumab in metastatic pre-treated patients with solid cancers. *In preparation*.



## Prof. Pia Raanani, M.D.

Hematology Department, Faculty of Medicine;  
Hematology Division  
Davidoff Cancer Center, Beilinson Hospital  
Rabin Medical Center



Piar@post.tau.ac.il



URL: <http://hospitals.clalit.co.il/Hematology-Inst.aspx>



## Dr. Galit Granot, Ph.D.

Experimental Hematology Lab  
Felsenstein Medical Research Center, Beilinson  
Hospital  
Rabin Medical Center

galitg@clalit.org.il



URL: <http://hospitals.clalit.co.il/Experimental-hematology-lab.aspx>

# Hematological Malignancies

### Positions

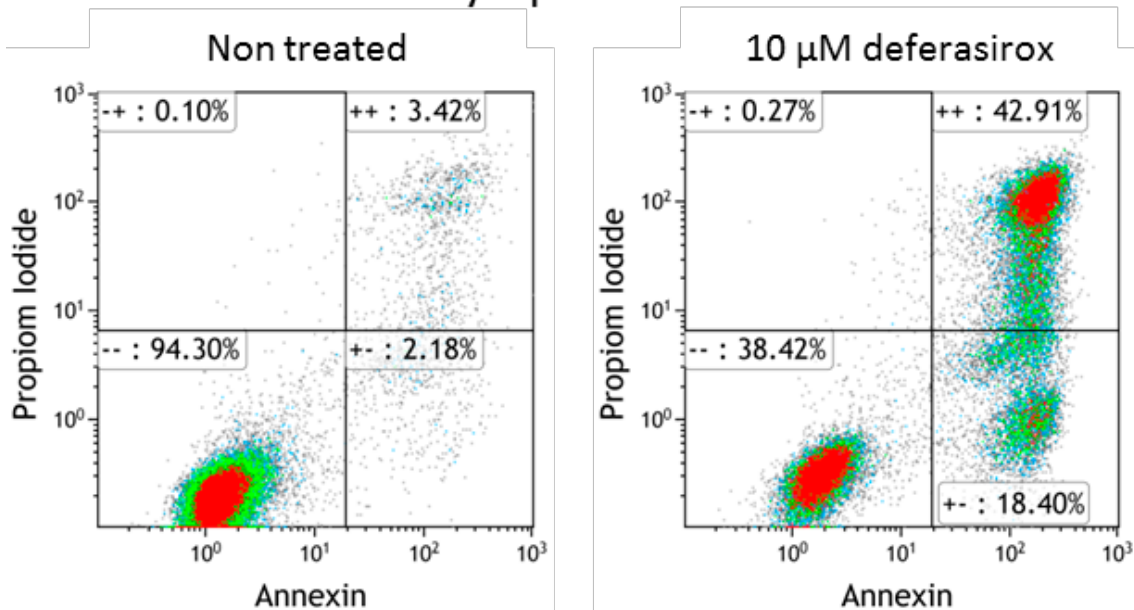
Prof. Raanani, Clinical Full Professor in Hematology,  
Faculty of Medicine

### Research

Our primary field of interest is finding new therapies or better therapies for the treatment of incurable hematological malignancies. Our projects focus on exploring the effect of new agents on different

leukemia and lymphoma cell lines and patient samples. We study the molecular pathways involved in the initiation and maintenance of hematological tumorigenesis and try to understand the effect of the different agents on these molecular pathways. We apply cutting-edge technologies including, molecular protein and cellular biology, microarray and NGS analysis. Understanding normal hematological development and understanding the molecular effect of different chromosomal abnormalities

## Mantle cell lymphoma Jeko-1 cell line



Deferasirox is a rationally-designed oral iron chelator used to reduce chronic iron overload in patients who receive long-term blood transfusions. We showed that this agent can induce apoptosis in mantle cell lymphoma.

(translocations, deletion, etc.) is essential for understanding the the processes leading to the induction and maintenance of hematological malignancies and for designing targeted treatments for these malignancies.

#### Publications

Gover-Proaktor A\*, **Granot G\***, Shapira S, Raz O, Pasvolsky O, Nagler A, Lev DL, Inbal A, Lubin I,

**Raanani P**, Leader A. Ponatinib reduces viability, migration, and functionality of human endothelial cells. *Leuk Lymphoma*. 2016;12:1-13.

Gover-Proaktor A, **Granot G**, Shapira S, Raz O, Pasvolsky O, Nagler A, Lev DL, Inbal A, Lubin I, **Raanani P**, Leader A. Ponatinib reduces viability, migration, and functionality of human endothelial cells. *Leuk Lymphoma*. 2017;58(6):1455-1467



## Dr. Amir Shlomai, M.D., Ph.D.

Department of Medicine D and the Liver Institute  
Laboratory of Liver Research  
Felsenstein Medical Research Center  
Rabin Medical Center, Beilinson Hospital



amirshl@post.tau.ac.il  
<http://doctorshlomai.co.il>

# Investigating Mechanisms of Hepatitis B Virus Persistence and Its Link to Liver Cancer

## Positions

Head, Department of Medicine D and the Laboratory of Liver Research

Senior Lecturer, Faculty of Medicine

## Research

Current research interests focus on the role of the innate immune system in HBV infection and the role of HBV infection in liver carcinogenesis.

1. Studying the molecular mechanisms by which HBV confers resistance to sorafenib in order to get a deeper understanding of HBV oncogenicity and to gain insight into possible molecular targets for HCC interventions.
2. Characterizing the molecular signature of type I interferon induction and response following HBV infection.
3. Characterizing the interferon-response genes (ISGs) induced by HBV and their effect on HBV life cycle.
4. Investigating the mechanism(s) of HBV inhibition by the innate immune response.

## Publications

Leibovici-Weissman Y, Mor E, Leshno M, **Shlomai A**. Patients' age rather than Model of End stage Liver Disease score predicts survival after liver transplantation. *Digestive Diseases Sci.* 2017 Jan 4. doi: 10.1007/s10620-016-4423-8.

Gozlan Y, Ben-Ari Z, Moscona R, Kabat A, Shirazi R, Rakovsky A, Veizman E, Berdichevski T, Weiss P, Cohen-Ezra O, Luria Y, Gafanovich I, Brown M, Cohen-Naftali M, **Shlomai A**, Shibolet O, Zigmund E, Zuckerman E, Carmiel M, Hazan R, Nimer A, Maor Y, Kitay-Cohen Y, Shemer Y, Kra-Oz A, Schreiber L, Peleg O, Mendelson E, Mor O. Analysis of HCV

Genotype 1 Subtypes and of Drug Resistance Substitutions at Baseline and in Patients Failing Direct Acting Antiviral Treatments in Israel. *Antiviral Ther.* 2017 Jan 9. doi: 10.3851/IMP3123.

Nesher E, Mor E, **Shlomai A**, Naftaly-Cohen M, Yemini R, Yussim A, Brown M, Keidar A. Simultaneous liver transplantation and sleeve gastrectomy: prohibitive combination or a necessity? *Obes Surg* 2017;27(5):1387-1390

Peleg N, Issachar A, Sneh-Arbib O, **Shlomai A**. AST to Platelet Ratio Index and fibrosis 4 calculator scores for non-invasive assessment of hepatic fibrosis in patients with non-alcoholic fatty liver disease. *Dig Liver Dis.* 2017; 49(10):1133-1138.

Michailidis E, Pabon J, Xiang K, Park P, Ramanan V, Hoffmann H-H, Schneider WM, Bhatia SN, de Jong YP, **Shlomai A**, Rice CM. A robust cell culture system supporting the complete life cycle of hepatitis B virus. *Scientific Reports* 2017;7(1):16616.

Shirazi R, Ram D, Rakovsky A, Bucris E, Gozlan Y, Lustig Y, Shaked-Mishan P, Picard O, Shemer-Avni Y, Ben-Zvi H, Halutz O, Lurie Y, Veizman E, Carlebach M, Braun M, Naftaly MC, **Shlomai A**, Safadi R, Mendelson E, Sklan EH, Ben-Ari Z, Mor O. Characterization of hepatitis B and delta coinfection in Israel. *BMC Infect Dis.* 2018;18(1):97.

Witt-Kehati D, Fridkin A, Alaluf MB, Zemel R, **Shlomai A**. Inhibition of pMAPK14 overcomes resistance to sorafenib in hepatoma cells with hepatitis B virus. *Transl Oncol.* 2018;11(2):511-517.

Dukhovny A., **Shlomai A.**, and Sklan E. H. The antiviral protein Viperin suppresses T7 promoter dependent RNA synthesis—possible implications for its antiviral activity. *Scientific Reports* 2018; 8, 8100

Peleg N., Sneh Arbib O., Issachar A., Cohen-Naftaly M., Braun M., and **Shlomai A**. Noninvasive scoring systems predict hepatic and extra-hepatic cancers

in patients with nonalcoholic fatty liver disease. *PLOS ONE* 2018 13(8), e0202393

Van Dijk T. Y., Rahamimov R., Chagnac A., van Dijk D. J., Mor E., **Shlomai A.**, and Rozen-Zvi B. The effect of cause, timing, kidney function recovery and recurrent events on the prognosis of acute kidney injury in kidney transplant recipients. *Clinical Transplantation*, 2018;32(10):e13398

**Shlomai A.**, Leshno M., and Goldstein D. A. Regorafenib treatment for patients with hepatocellular carcinoma who progressed on sorafenib—A cost-effectiveness analysis. *PLOS ONE* 2018 13 (11), e0207132

Nesher E., Braun M., Eizner S., Issachar A., Cohen M., **Shlomai A.**, Gurevich M., Tur-Kaspa R., and Mor E. Transplantation of livers from old donors: Pushing the envelope beyond the seventh decade. *Isr Med Assoc J.* 2018 **20**, 765-769

Gozlan Y., Bucris E., Shirazi R., Rakovsky A., Ben-Ari Z., Davidov Y., Veizman E., Saadi T., Braun M., Cohen-Naftaly M., **Shlomai A.**, Shibolet O., Zigmund E., Katchman H., Menachem Y., Safadi R., Galun E., Zuckerman E., Nimer A., Hazzan R., Maor Y., Saif A. M., Etzion O., Lurie Y., Mendelson E., and Mor O. High frequency of multiclass HCV resistance-associated mutations in patients failing direct-acting antivirals: real-life data. *Antiviral Therapy.* 2019 24(3):221-228

Peleg N, Issachar A, Sneh Arbib O, Cohen-Naftaly M, Braun M, Leshno M, Barsheshet A, **Shlomai A.** Liver steatosis is a strong predictor of mortality and cancer in chronic hepatitis B regardless of viral load. *JHEP Reports.* 2019 **1.** 8-14

Shirin D., Peleg N., Sneh-Arbib O., Cohen-Naftaly M., Braun M., Shochat T., Issachar A., and **Shlomai A.** The pattern of elevated liver function tests in nonalcoholic fatty liver disease predicts fibrosis stage and metabolic-associated comorbidities. *Digestive Diseases* 2019;37(1):69-76

Peleg N, Issachar A, Sneh-Arbib O, Cohen-Naftaly M, Harif Y, Oxtrud E, Braun M, Leshno M, Barsheshet A, **Shlomai A.** Liver steatosis is a major predictor of poor outcomes in chronic hepatitis C patients with sustained virologic response. *J Viral Hepatitis* 2019 26(11):1257-1265.

**Shlomai A.**, Leshno M and Goldstein DA. Cabozantinib for patients with advanced hepatocellular carcinoma – a cost-effectiveness analysis. *Therapeutic Advances in Gastroenterology* 2019;12:1756284819878304.

Berger T, Reisler I, Shochat T, Raanani P, Mor E, Gafer-Gvili A, **Shlomai A.** Post liver-transplantation

anemia and its correlation with mortality and graft failure. *Digestive Diseases and Sciences* 2020.

Michailidis, E., K. Vercauteren, L. Mancio-Silva, L. Andrus, C. Jahan, I. Ricardo-Lax, C. Zou, M. Kabbani, P. Park, C. Quirk, C. Pyrgaki, B. Razooky, L. Verhoye, I. Zoluthkin, W. Y. Lu, S. J. Forbes, L. Chiriboga, N. D. Theise, R. W. Herzog, H. Suemizu, W. M. Schneider, **A. Shlomai**, P. Meuleman, S. N. Bhatia, C. M. Rice and Y. P. de Jong.

Expansion, in vivo-ex vivo cycling, and genetic manipulation of primary human hepatocytes. *Proc Natl Acad Sci USA* 2020 117(3): 1678-1688.

Taylor, R. S., R. J. Taylor, S. Bayliss, H. Hagstrom, P. Nasr, J. M. Schattenberg, M. Ishigami, H. Toyoda, V. Wai-Sun Wong, N. Peleg, **A. Shlomai**, G. Sebastiani, Y. Seko, N. Bhala, Z. M. Younossi, Q. M. Anstee, S. McPherson and P. N. Newsome.

Association between fibrosis stage and outcomes of patients with non-alcoholic fatty liver disease: a systematic review and meta-analysis. *Gastroenterology.* 2020 Feb 4:S0016-5085(20)30137-2.

Deutsch L, Houry I, Ben-Ari Z, **Shlomai A.**, Veitsman E, Cohen-Ezra O, Issachar A, Mor O, Gozlan Y, Bruck R, Menachem Y, Zelber-Sagi S, Katchman H, Shibolet O. Ombitasvir/paritaprevir/ritonavir & dasabuvir ± ribavirin following protease inhibitors failure - a prospective multi-centre trial. *BMC Infect Dis.* 2020;20(1):264.

**Shlomai, A.**, H. Ben-Zvi, A. Glusman Bendersky, N. Shafran, E. Goldberg and E. H. Sklan. Nasopharyngeal viral load predicts hypoxemia and disease outcome in admitted COVID-19 patients. *Critical Care* 2020; 24(1): 539-539.

Etzion, O., H. Dahari, D. Yardeni, A. Issachar, A. Nevo-Shor, M. Cohen-Naftaly, Y. Ashur, S. L. Uprichard, O. S. Arbib, D. Munteanu, M. Braun, S. J. Cotler, N. Abufreha, A. Keren-Naus, Y. Shemer-Avni, O. Mor, J. Murad, V. Novack and **A. Shlomai.** Response guided therapy for reducing duration of direct acting antivirals in chronic hepatitis C infected patients: a pilot study. *Scientific Reports* 2020; **10:** 17820.

Kolodziejczyk, A. A., S. Federici, N. Zmora, G. Mohapatra, M. Dori-Bachash, S., Hornstein, A. Leshem, D. Reuveni, E. Zigmund, A. Tobar, T. M. Salame, A. Harmelin, **A. Shlomai**, H. Shapiro, I. Amit and E. Elinav. Acute liver failure is regulated by MYC- and microbiome-dependent programs. *Nature Medicine.* 2020;26(12):1899-1911

**Shlomai, A.**, Leshno, A., Sklan, E. H., Leshno, M. Modeling social distancing strategies to prevent Sars-COV-2 spread in israel: a cost-effectiveness analysis. *Value in Health* 2020. 2021;24(5):607-614

Shafran N, Issachar A, Shochat T, Shafran IH, Bursztyn M, **Shlomai A.** Abnormal liver tests in patients with SARS-CoV-2 or influenza-prognostic similarities and temporal disparities. *JHEP Reports*. 2021;3(3):100258

Goldberg, E., H. Ben Zvi, L. Sheena, S. Sofer, I. Krause, E. H. Sklan and **A. Shlomai.** A real-life setting evaluation of the effect of remdesivir on viral load

in COVID-19 patients admitted to a large tertiary center in Israel. *Clinical Microbiology and Infection*. 2021;27(6):917.e1-917.e4.

#### Grants

2016-2021 US-Israel Binational Science Foundation (BSF) grant (with CM Rice)

2021-2022 Elza and Leo Abramson Research Grant, Faculty of Medicine, Tel Aviv University



## Prof. Amos Toren, M.D., Ph.D.

Hematology Division, School of Medicine  
Pediatric Hemato-Oncology Department  
Chaim Sheba Medical Center, Tel-Hashomer



TEL AVIV UNIVERSITY



Amos.Toren@sheba.health.gov.il

# Pediatric Brain Tumors, Leukemias and Lymphomas

## Research

Targeted therapies aimed at new targets identified by in-house analysis of genetic panels studying pediatric cancer patients' DNA.

Immunotherapy with new bispecific antibodies.

Incorporation of checkpoint inhibitors.

T-CARs for patients with relapse/refractory ALL. This innovative treatment has been performed in only a few centers in the USA and was successfully given to 5 patients. Pediatric brain tumors and neuroblastoma studies in the lab including pathogenesis, innovative therapies, discovery of new molecular aberrations, new biomarkers, new therapeutic targets the effect of new drugs on cell lines, primary cells and xenografts, studying the influence of changes in the levels of non-coding RNA's (miRNAs and linc-RNA) on the tumor. Improvement of the activity of cytokine induced killer cells stemming from alpha/beta depleted T cells left over after haploidentical transplantations. Studying the effects of phytocannabinoids, synthetic cannabinoids and endocannabinoid-like substances on pediatric glioblastomas and neuroblastoma.

Main research areas:

1. T-CARS therapy for relapsed/resistant CD19 expressing leukemias and lymphomas
2. The effects of cannabinoids on pediatric tumors
3. Cytokine induced killer cells against pediatric tumors
4. Pediatric brain tumors research

## Publications

Zinc enhances temozolomide cytotoxicity in glioblastoma multiforme model systems. **Toren A**,

Pismenyuk T, Yalon M, Freedman S, Simon AJ, Fisher T, Moshe I, Reichardt JK, Constantini S, Mardor Y, Last D, Guez D, Daniels D, Assoulin M, Mehriani-Shai R. *Oncotarget*. 2016.

Yalon M, Tuval-Kochen L, Castel D, Moshe I, Mazal I, Cohen O, Avivi C, Rosenblatt K, Aviel-Ronen S, Schiby G, Yahalom J, Amariglio N, Pfeffer R, Lawrence YR, **Toren A**, Rechavi G, Paglin S. Correction: Overcoming Resistance of Cancer Cells to PARP-1 Inhibitors with Three Different Drug Combinations. *PLoS One*. 2016.

Yalon M, Tuval-Kochen L, Castel D, Moshe I, Mazal I, Cohen O, Avivi C, Rosenblatt K, Aviel-Ronen S, Schiby G, Yahalom J, Amariglio N, Pfeffer R, Lawrence Y, **Toren A**, Rechavi G, Paglin S. Overcoming Resistance of Cancer Cells to PARP-1 Inhibitors with Three Different Drug Combinations. *PLoS One*. 2016.

Fisher T, Golan H, Schiby G, PriChen S, Smoum R, Moshe I, Peshes-Yaloz N, Castiel A, Waldman D, Gallily R, Mechoulam R, **Toren A**. In vitro and in vivo efficacy of non-psychoactive cannabidiol in neuroblastoma. *Curr Oncol*. 2016.

Mehriani-Shai R, Yalon M, Moshe I, Barshack I, Nass D, Jacob J, Dor C, Reichardt JK, Constantini S, **Toren A**. Identification of genomic aberrations in hemangioblastoma by droplet digital PCR and SNP microarray highlights novel candidate genes and pathways for pathogenesis. *BMC Genomics*. 2016.

Keidan I, Ben-Menachem E, Berkenstadt H, **Toren A**. A Simple Diagnostic Test to Confirm Correct Placement of Dysfunctional Central Venous Catheters Before Chemotherapy in Children. *J Pediatr Hematol Oncol*. 2016.



## Prof Ran Tur-Kaspa, M.D.

Felsenstein Medical Research Center, School of Medicine  
Liver Institute, Rabin Medical Center, Beilinson Hospital



## Dr. Romy Zemel, Ph.D.

Faculty of Medicine, Tel Aviv University



# Translational Research on Viral Hepatitis and Transplantation Immunology

### Positions

**Prof R. Tur-Kaspa:** Professor, School of Medicine  
Director, Felsenstein Medical Research Center, School of Medicine

**Dr. Romy Zemel:** Senior Lecturer, Faculty of Medicine, Tel Aviv University

### Research

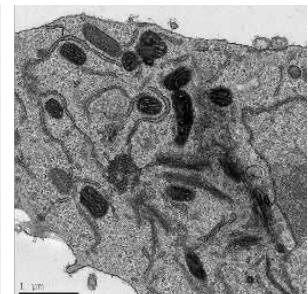
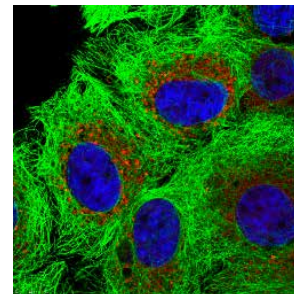
Our research focus on translational research on two main subjects: Viral hepatitis and transplantation immunology. We apply cutting-edge technologies including viral infection, CRISPR cas9 gene editing, exosomes purification, as well as immunological, molecular, protein and cellular biology methods.

#### **Viral hepatitis**

Our main interest is on studying viral host interaction with an attempt to develop inhibitors active against a broad range of viral genetic variants. Along the years we studied hepatitis viruses, mainly hepatitis C.

- *Vitamin-D- an innate antiviral agent suppressing Hepatitis C virus in human hepatocytes.* We have demonstrated a direct anti-viral effect of vitamin D in an in vitro infectious virus production system. We apply cutting-edge technologies including viral infection, CRISPR cas9 gene editing and identified 25(OH)D3, vitamin D metabolite, as mediating the anti-HCV activity, and proposed a

novel mode of action for the anti-HCV activity of vitamin D3 that is mediated by 25(OH)D3 in a VDR independent mechanism. We are now pursuing our research further to explore the mechanism by which vitamin D metabolite exert its inhibitory effect on Hepatitis C.



- *Effect of hepatitis B virus (HBV) on the development of resistance to chemotherapy.* Hepatitis viruses are known to contribute to the development of liver cancer and have an effect on the response to cancer treatment. We aim to explore the molecular mechanism of HBV induced resistance in attempt to improve the current anti-cancer treatments.

#### **Transplantation immunology**


- *Urinary exosomes as biomarkers and therapeutic targets in polyomavirus-associated nephropathy.* In collaboration with **Dr. M. Herman-Edelstein** and **Dr. N. Ben-Dor**. This study combines basic virology with clinical practice to study BK virus-associated nephropathy following transplantation,



and to evaluate the potential use of urine exosomes as a novel and non-invasive biomarker for BK reactivation.

- *Urinary surface- exosomal and cargo-exosomal proteome profiling for discovery of biomarkers for early detection of kidney rejection.* In collaboration with **Dr. Daniella Levy Erez.**

Kidney transplantation is considered the best available therapy for patients with end-stage renal disease. Unfortunately, despite significant improvements in one-year kidney allograft survival the rate of chronic graft loss after the first year remains substantial. Early detection of graft injury after kidney transplantation is key to maintain long-term graft function. The current diagnosis of renal allograft rejection mainly relies on clinical monitoring and a kidney transplant biopsy, which is invasive and many times insufficiently informative for clinical decision-making. Thus, there is a need for a non-invasive diagnostic technique with good early predictive values to determine graft injury and to provide accuracy in titrating immunosuppression.



With the aim to address the existing gap of scarce noninvasive early biomarkers, we perform a comprehensive non-biased proteomic profiling of urinary surface and cargo-exosomes of pediatric and adult patients developing rejection after a kidney transplant. We isolate and characterize recipient's post-transplant urinary exosomes and define the association between specific urinary exosomal

proteins and their association with rejection and allograft outcome.

## Publications

### Tur-Kaspa

Munitz A, Edry-Botzer L, Itan M, **Tur-Kaspa R**, Dicker D, Marcovicu D, Goren MG, Mor M, Lev S, Gottesman T, Muhsen K, Cohen D, Stein M, Qimron U, Freund NT, Wine Y, Gerlic M. Rapid seroconversion and persistent functional IgG antibodies in severe COVID-19 patients correlates with an IL-12p70 and IL-33 signature. *Sci Rep.* 2021;11(1):3461.

Ravid A, Rapaport N, Issachar A, Erman A, Bachmetov L, Tur-Kaspa R, **Zemel R.** 25-hydroxyvitamin D inhibits Hepatitis C virus production in hepatocellular carcinoma cell line by a vitamin D receptor-independent mechanism. *Int J Mol Sci.* 13;20(9); 2019

Spitzer-Shohat S, Sagi D, Schuster M, Ben-Ami M, Rivo M, **Tur-Kaspa R**, Rudolf MCJ. Teaching the interplay between Social Determinants of Health (SDH) and health outcomes: The ETGAR student-delivered service. *J Gen Intern Med.* 2019;34(7):1103-1104.

Shteyer E, Shekhtman L, Zinger T, Harari S, Gafanovich I, Wolf D, Ivgi H, Barsuk R, Dery I, Armoni D, Rivkin M, Pipalia R, Eliav MC, Skorochod Y, Breuer GS, **Tur-Kaspa R**, Wiener YW, Stern A, Cotler SJ, Dahari H, Lurie Y. Correction: Modeling suggests that microliter volumes of contaminated blood caused an outbreak of hepatitis C during computerized tomography. *PLoS One.* 2019;14(2):e0212252.

Shteyer E, Shekhtman L, Zinger T, Harari S, Gafanovich I, Wolf D, Ivgi H, Barsuk R, Dery I, Armoni D, Rivkin M, Pipalia R, Cohen Eliav M, Skorochod Y, Breuer GS, **Tur-Kaspa R**, Weil Wiener Y, Stern A, Cotler SJ, Dahari H, Lurie Y. Modeling suggests that microliter volumes of contaminated blood caused an outbreak of hepatitis C during computerized tomography. *PLoS One.* 2019;14(1):e0210173.

Nesher E, Braun M, Eizner S, Issachar A, Cohen M, Shlomai A, Gurevich M, **Tur-Kaspa R**, Mor E. Transplantation of livers from old donors: Pushing the envelope beyond the seventh decade. *Isr Med Assoc J.* 2018;20(12):765-769.

### Zemel

Witt-Kehati D, Fridkin A, Alaluf MB, **Zemel R**, Shlomai A. Inhibition of pMAPK14 overcomes resistance to Sorafenib in hepatoma cells with Hepatitis B virus. *Transl Oncol.* 11(2):511-517; 2018

Ravid A, Rapaport N, Issachar A, Erman A, Bachmetov L, Tur-Kaspa R, **Zemel R.** 25-hydroxyvitamin D inhibits Hepatitis C virus production in hepatocellular carcinoma cell line by a vitamin D receptor-independent mechanism. *Int J Mol Sci.* 13;20(9); 2019

Waldman M., Nudelman V., Shainberg A., **Zemel R.**, Kornwoski R., Aravot D., Peterson SJ., Arad M., Hochhauser E. The role of heme oxygenase 1 in the protective effect of caloric restriction against diabetic cardiomyopathy. *Int J Mol Sci.* 16;20(10); 2019

Abd alkhaleq H., Kornowski R., Waldman M., Levy E., **Zemel R.**, Nudelman V., Shainberg A., Miskin R., Hochhauser E. Leptin modulates gene expression in the heart and cardiomyocytes towards mitigating ischemia-induced damage. *Experimental Cell Research,* 404(2):112647

Gingold-Belfer R, Kessler-Icekson G, Morgenstern S, Rath-Wolfson L, **Zemel R**, Boltin D, Levi Z, Herman-Edelstein M. The transition from gastric

intestinal metaplasia to gastric cancer involves *POPDC1* and *POPDC3* downregulation. *Int J Mol Sci.* 2021;22(10):5359.

#### Review

**Zemel RA.** Pharmacologic and non-pharmacologic dyspnea management in advanced cancer patients. *Am J Hosp Palliat Care.* 2021:10499091211040436.



Dr. Orit Uziel, Ph.D.

The Felsenstein Medical Research Center  
Rabin Medical Center and  
Faculty of Medicine



oritu@post.tau.ac.il  
oritu@clalit.org.il

# Cell to Cell Communication in Cancer: The Role of Exosomes

## Positions

Senior Lecturer, Faculty of Medicine

## Research

Exosomes are nanosized particles that are formed in different types of cells, travel in blood and other body fluids and carry a cargo of proteins and nucleic acids. This cargo is delivered to neighbouring cells. Our lab studies the role of exosomes in cell to cell communication and the potential use of exosomal cargo as biomarkers for diagnostics and followup of patients with cancer. Previously, we found that exosomes derived from various neoplastic cells contain hTERT transcript of telomerase, an enzyme that is unique to cancer cells and is only rarely found on non-neoplastic cells. Furthermore, this transcript is actively translated and mediates canonical and non-canonical functions in the recipient cells. In parallel we have found that in cancer patients, about 2/3 of the sera derived exosomes contain detectable telomerase transcript.

Currently we are focused on the potential use of exosomal hTERT as a cancer biomarker. We follow the presence of telomerase in exosomes isolated from patients with cancer in response to treatment. This followup is conducted on exosomes derived from patients with lung cancer, breast cancer and

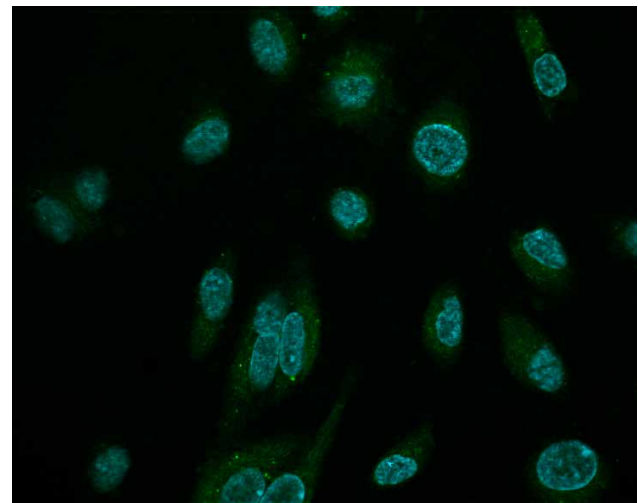


Figure 1. FITC-stained exosomes are taken up by HUVEC cells analyzed by fluorescent microscopy.

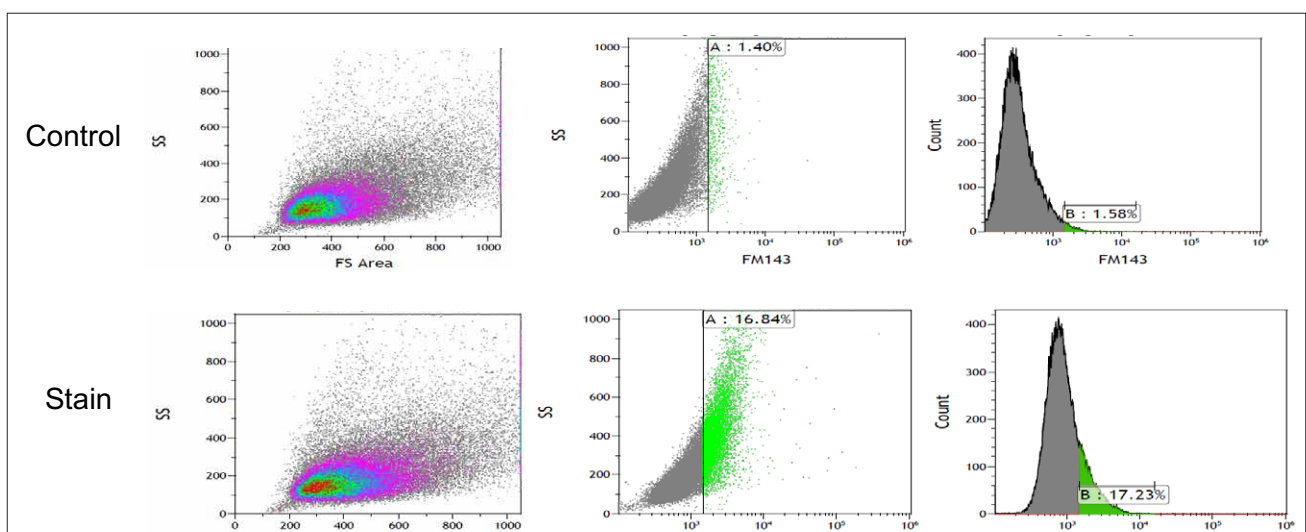


Figure 2. FM-134 stained exosomes are taken up by HUVEC cells analysed by flow cytometry.

glioblastoma multiforme in which we also correlate the disease stage with the presence of mutations present at telomerase promoter as well. We study also other types of cargos that are delivered by exosomes as well.

Additionally, we are studying the crosstalk of exosomes isolated from cancer cells and cells of their microenvironment. In figure 1, the uptake of FITC-stained cancer cell exosomes by HUVEC (Human Umbilical Vein Endothelial Cells) is shown. In figure 2, the same uptake is shown by FACS analysis.

## Publications

Gutkin A, **Uziel O**, Beery E, Nordenberg J, Pinchasi M, Goldvaser H, Henick S, Goldberg M, Lahav M. Tumor cells derived exosomes contain hTERT mRNA and transform nonmalignant fibroblasts into telomerase positive cells. *Oncotarget*. 7, 59173-88, 2016.

**Uziel O**, Yerushalmi R, Zuriano L, Beery E, Nordenberg J, Lubin I, Adel Y, Shepshelovich D, Pery S, Rizel S, Pasmanik-Chor M, Frumkin D, Lahav M. The role of BRCA1 in telomere regulation: implications for genomic stability and malignant transformation. *Oncotarget*. 7, 2433-54, 2016.

Kliminski V, **Uziel O**, Kessler-Icekson G. Popdc1/Bves Functions in the Preservation of Cardiomyocyte Viability While Affecting Rac1 Activity and Bnip3 Expression. *J Cell Biochem*. 118, 1505-1517, 2017.

Solomon Z, Tsur N, Levin Y, **Uziel O**, Lahav M, Ohry A. The implications of war captivity and long-term psychopathology trajectories for telomere length. *Psychoneuroendocrinology*. 81, 122-128, 2017.

Goldvaser H, Gutkin A, Beery E, Edel Y, Nordenberg J, Wolach O, Rabizadeh E, **Uziel O**, Lahav M. Characterisation of blood-derived exosomal hTERT mRNA secretion in cancer patients: a potential pan-cancer marker. *Br J Cancer*. 2017 Jun 22.

**Uziel O**, Gutkin A, Beery E, Lahav M. Exosomes as mediators for cell-cell communication: the relevance to cancer and to the enzyme telomerase. *Harefu*. 156, 710-714, 2017.

Uziel O, Beery E, Lahav M, Abu Shkara R, Yust-Katz S, Amiel A, Kanner AA, Laviv Y, Ben Zvi I, Siegal T. P01.019 Blood derived exosomal hTERT mRNA in glioblastoma: A potential circulating biomarker. *Neuro-Oncology* 20(Suppl 3): iii232, 2018.

Harpaz T, Abumock H, Beery E, Edel Y, Lahav M, Rozovski U, Uziel O. The effect of ethanol on telomere dynamics and regulation in human cells. *Cells* 7, 169, 2018.

Stein JY, Levin Y, Lahav Y, Uziel O, Abumock H, & Solomon Z. Perceived social support, loneliness and later life telomere length following wartime captivity. *Health Psychology* 37, 1067-1076, 2018.

Stein JY, Levin Y, Uziel O, Abumock H, Solomon Z. Traumatic stress and cellular senescence: The role of war-captivity and homecoming stressors in later life telomere length. *Journal of Affective Disorders*. 238, 129-135, 2018.

Aloni R, Levin Y, Uziel O, Solomon Z. Premature aging among trauma survivors – The longitudinal implications of sleep disruptions on telomere length and cognitive performance. *J Gerontol B Psychol Sci Soc Sci*. pii: gbz077. 2019.

Shalem-Cohavi N, Beery E, Nordenberg J, Rozovski U, Raanani P, Lahav M, Uziel O. The effects of proteasome inhibitors on telomerase activity and regulation in multiple myeloma cells. *Int J Mol Sci* 20, 2509-2521, 2019.

Koslow M, Shitrit D, Israeli-Shani L, Uziel O, Beery E, Osadchy A, Refaely Y, Epstein Shochet G, Amiel A. Peripheral blood telomere alterations in ground glass opacity (GGO) lesions may suggest malignancy. *Thorac Cancer*. 10, 1009-1015, 2019.

Zach L-O, Beery E, Lahav M, Uziel O. The effects of Rapamycin on telomerase activity and regulation in cancer cells. *Brit J Canc Res*. 2: 334 – 340, 2019.

Uziel O, Lahav M, Shragian, L, Beery E, Pasvolsky O, Rozovski U, Raanani P, Yeshurun M. Pre-mature ageing following allogeneic hematopoietic cell transplantation. *Bone Marrow Transpl*, 2020.



## Prof. Ido Wolf, M.D.

Oncology Division, Tel Aviv Sourasky Medical Center  
Parasol Center for Women's Cancer Research



idow@tlvmc.gov.il



## Dr. Tami Rubinek, Ph.D.

Head – Oncology Division Research Lab, Tel Aviv Sourasky Medical Center  
Parasol Center for Women's Cancer Research



tamarru@tlvmc.gov.il

# Deciphering Endocrine Aspects of Cancer Development

### Positions

Prof. Ido Wolf, Associate Professor, Faculty of Medicine

Head, Oncology Division, Tel Aviv Sourasky Medical Center

Dr. Tami Rubinek, Senior Lecturer, Faculty of Medicine

Head – Oncology Division Research Lab, Tel Aviv Sourasky Medical Center

### **Klotho: the hormone that links longevity, metabolism and cancer**

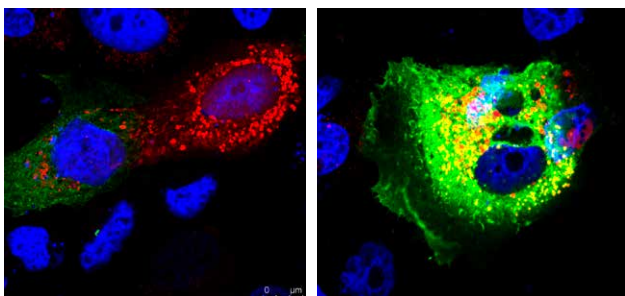
Klotho is a hormone that regulates physiologic processes, including kidney functions and metabolism. Reduced klotho levels are associated with aging. We discovered that klotho is a potent tumor suppressor in breast, pancreatic and ovarian cancers. Current projects:

- Characterization of klotho activity in cancer by generation of transgenic mice, structure-function analyses and biochemical analyses of enzymatic activities
- Deciphering the role of klotho as a regulator of calcium fluxes, mitochondrial activity and tumor metabolism
- Discovering the role of klotho in regulator of the GH/IGF axis

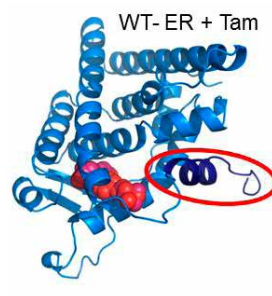
### **The estrogen receptor (ESR1) mutations in breast cancer**

Our lab was the first to discover mutations in ESR1 that confer resistance to hormonal therapies in >40% of patients with metastatic breast cancer. Current projects:

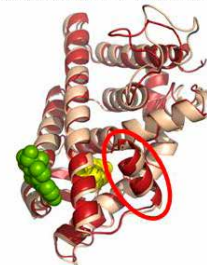
- Studying the mutations as mediators of aggressive phenotype of breast cancer



Co-localization of klotho (green) with mitochondria (red) in MCF-7 breast cancer cells.



D538G-ER on WT-ER + E2



Structural model of D538G mutated ESR1

- Studying the unique metabolic activity of cancer cells harboring the mutations
- Development of novel treatment strategies in breast cancer

### **How do cancer cells choose where to metastasize or what regulates tropism?**

We are tackling the role of specific mutations in mediating homing of cancer cells to specific organs:

- Deciphering the mechanism of homing of pancreatic tumors to different organs
- Revealing metabolic pathways enabling colon cancer cells to form brain metastasis

### **Publications**

Aviel-Ronen S\*, **Rubinek T\***, Zadok O\*, Vituri A, Avivi C, **Wolf I\*\***, Barshack I\*\*. Klotho expression in cervical cancer: differential expression in adenocarcinoma and squamous cell carcinoma. \*first co-author, \*\*equal supervisors. *J Clin Pathol.* 2016 ;69(1):53-7.

van Hazel GA, Heinemann V, Sharma NK, Findlay MP, Ricke J, Peeters M, Perez D, Robinson BA,

Strickland AH, Ferguson T, Rodriguez J, Kröning H, **Wolf I**, Ganju V, Walpole E, Boucher E, Tichler T, Shacham-Shmueli E, Powell A, Eliadis P, Isaacs R, Price D, Moeslein F, Taieb J, Bower G, GebSKI V, Van Buskirk M, Cade DN, Thurston K, Gibbs P. SIRFLOX: Randomized Phase III Trial Comparing First-Line mFOLFOX6 (Plus or Minus Bevacizumab) Versus mFOLFOX6 (Plus or Minus Bevacizumab) Plus Selective Internal Radiation Therapy in Patients With Metastatic Colorectal Cancer. *J Clin Oncol.* 20;34(15):1723-31.

**Rubinek T**, Shahmoon S, Shabtay-Orbach A, Ben Ami M, Levy-Shraga Y, Mazor-Aronovitch K, Yeshayahu Y, Doolman R, Hemi R, Kanety H, **Wolf I**, Modan-Moses D. Klotho response to treatment with growth hormone and the role of IGF-I as a mediator. *Metabolism*, 2016;65(11):1597-1604.

### **Grants**

2017-2022 Orion Scholarship



**Prof. Rinat Yerushalmi, M.D.**

Breast Cancer Research Laboratory  
Felsenstein Medical Research Center, School  
of Medicine, Rabin Medical Center



**Dr. Annat Raiter, Ph.D.**



## Breast Cancer and Immunomodulatory Therapies

### Prof. Rinat Yerushalmi Positions

Head, Breast Cancer Unit, Davidoff Center, Rabin Medical Center

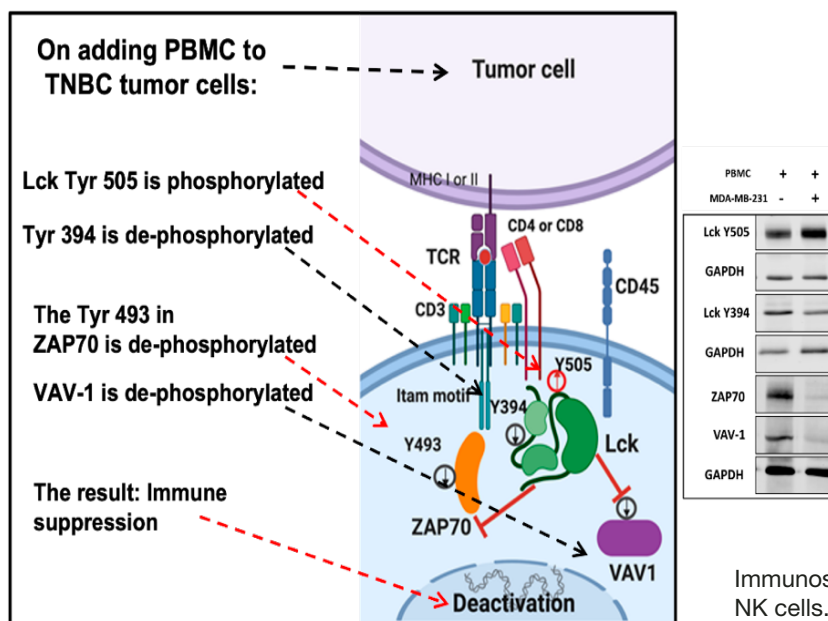
Head, Breast Cancer Research Laboratory, Felsenstein Medical Research Center

### Dr. Annat Raiter Position

Head, Research, Breast Cancer Research Laboratory, Felsenstein Medical Research Center

### Research

Our research focuses on Immunotherapy. Breast cancer has shown only modest benefit from immunomodulatory therapies, if at all. This is principally due to tumor escape mechanisms. We have only limited understanding of these mechanisms. Our translational research aims to better understand these resistant mechanisms, broaden current clinical applications and overcome some of these unsolved issues.



Immunosuppression exerted by TNBC cells on T and NK cells.

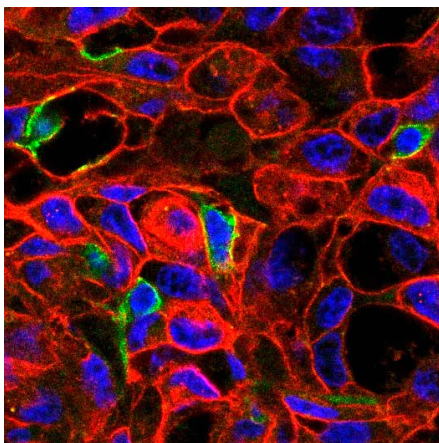
Our aims are:

**To discover and study a novel tumor escape and tumor induced immunosuppression**

We investigate a new tumor escape mechanism implemented by Triple Negative Breast Cancer cells to induce immunosuppression through the CD45 molecular pathway. We found that breast cancer inhibits the Src family of tyrosine kinases, resulting in the suppression of immune cells. Our aim is to understand and decipher the immunosuppression mechanism used by breast cancer cells to escape tumor cell eradication.

**The development of new immunotherapy strategies for breast cancer**

Monoclonal antibodies directed against immune checkpoints, e.g., the programmed cell death protein 1 or programmed cell death ligand 1 (PD1/PDL-1), with or without combination with cytotoxic T-lymphocyte-associated antigen 4 (CTLA-4), have been successfully used for the treatment of different cancer types. In general, immunotherapy has shown only very modest benefit in breast cancer patients. Related to this research, we are studying a novel molecular mechanism of an immune modulating therapeutic peptide (C24D) that reverses the tumor escape mechanism through the CD45 signaling pathway. We aim to develop a new platform of immune-oncology drugs for the treatment of breast cancer based on C24D peptide and the CD45 signaling pathway.



Immunofluorescence of human infiltrated leucocytes (green) in human triple negative breast cancer (red) in peptide treated mice

**Publications**

A. Raiter, J. Lipovetsky, I. Lubin, R. Yerushalmi. GRP78 expression in peripheral blood mononuclear cells is a new predictive marker for the benefit of taxanes in breast cancer neoadjuvant treatment. *BMC Cancer* 2020;20:333.

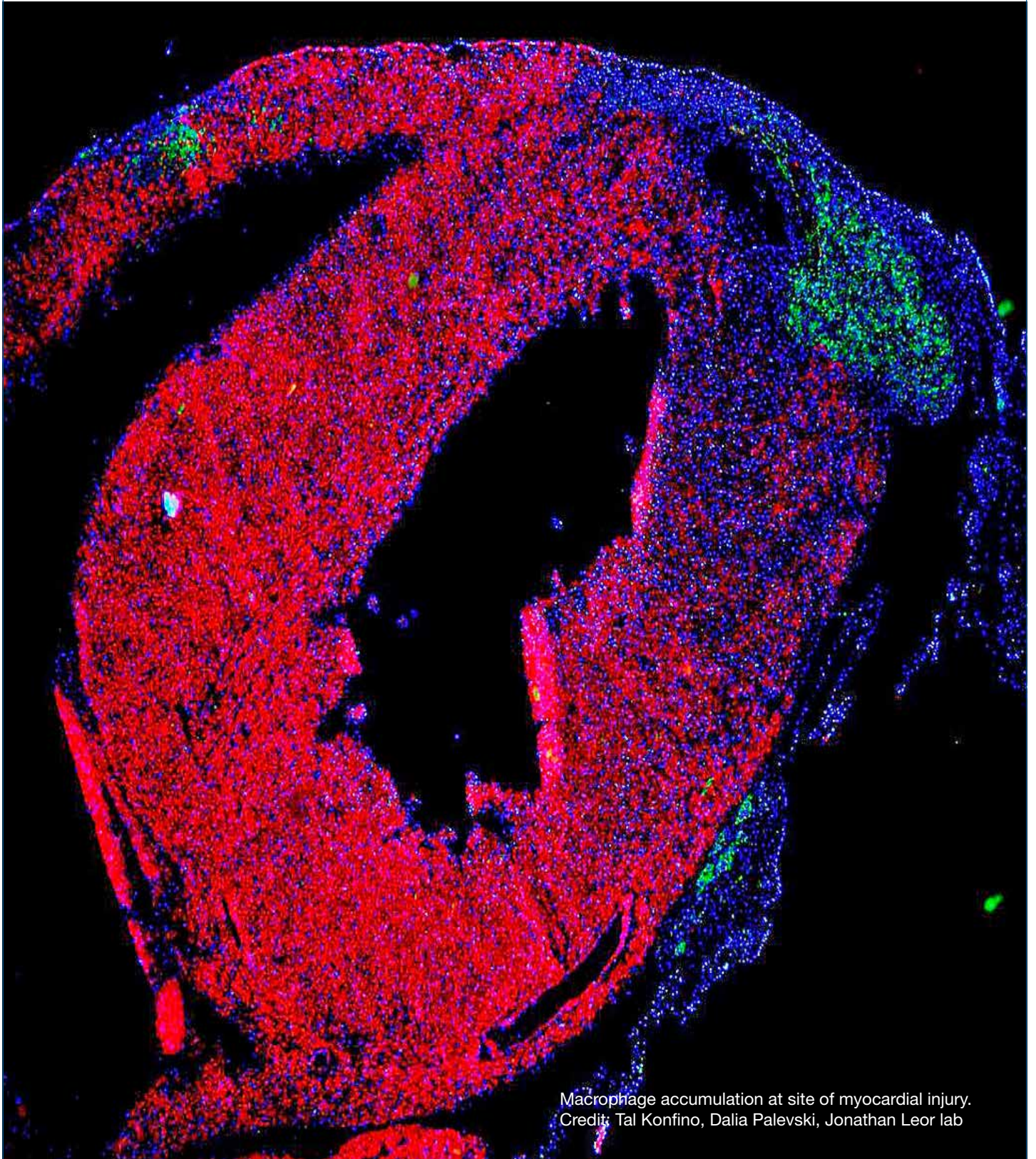
A. Raiter, J. Lipovetski, L. Hyman, S. Mugami, T. Ben-Zur, and R. Yerushalmi. Chemotherapy controls metastasis through GRP78 and its transcription factor CREB3L1. *Frontiers in Oncology* 2020;10:1500.

A. Raiter, O. Zlotnik, J. Lipovetsky, S. Mugami, S. Dar, I. Lubin, E. Sharon, C. J. Cohen, R. Yerushalmi. A novel role for an old target: CD45 for breast cancer immunotherapy. *Oncolimmunology* 2021;10:1.

D. Alon, Y. Paitan, E. Robinson, N. D. Alon, Y. Paitan, E. Robinson, N. Ganor, J. Lipovetsky, R. Yerushalmi, C. J. Cohen, A. Raiter. Downregulation of CD45 Signaling in COVID-19 Patients is reversed by C24D, a novel CD45 targeting peptide. *Frontiers in Medicine* 2021;8:675963.



# Cardiovascular System



Macrophage accumulation at site of myocardial injury.  
Credit: Tal Konfino, Dalia Palevski, Jonathan Leor lab



## Prof. Ehud Grossman, M.D.

Internal Medicine D and Hypertension Unit  
Chaim Sheba Medical Center, Tel Hashomer  
Affiliated to Faculty of Medicine



grosse@tauex.tau.ac.il



## Dr. Avshalom Leibowitz, M.D.

Internal Medicine D and Hypertension Unit  
Chaim Sheba Medical Center, Tel Hashomer



avshalom.leibowitz@sheba.health.gov.il

# Investigating Hypertension, Diabetes Mellitus and Metabolic Syndrome

### Positions (Prof. Grossman)

Head, Internal Medicine D and Hypertension Unit,  
Chaim Sheba Medical Center, Tel-Hashomer

Professor of Medicine, Faculty of Medicine, Tel Aviv  
University

Dean, Faculty of Medicine, Tel Aviv University

### Research

Our research concentrates on the impact of coronary calcifications on cardiovascular morbidity and mortality in hypertensive patients. We showed that the presence of coronary calcifications is associated with increased mortality and that diabetic patients without coronary calcifications have a good prognosis. Our team also studied the effect of blood pressure control and stroke outcomes. We showed that elevated systolic blood pressure in acute stroke is associated with poor outcome and that change in BP during the first week after stroke has no effect on outcome. Our main basic research is on metabolic syndrome. How can we improve metabolic syndrome? We also studied the effect of melatonin on the cardiovascular system. Our recent paper in *J Pineal Res* showed that melatonin prevents kidney injury in a high salt diet-induced hypertension model by decreasing oxidative stress.

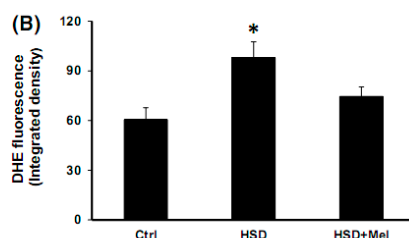
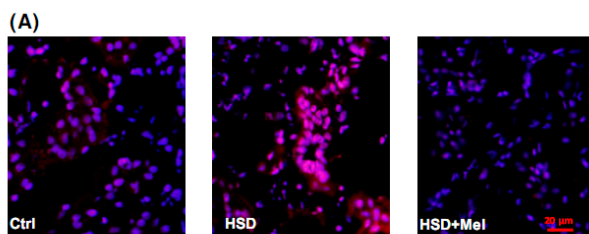


Fig. 3. Melatonin abolished high salt diet (HSD)-induced super oxide formation in the kidney. Dihydroethidium (DHE) staining demonstrating reactive oxygen species production determined in rats' kidneys. (A) Representative images of DHE-stained kidney sections and (B) quantification are presented. \* $P < 0.05$  HSD versus Ctrl and HSD + Mel,  $n = 5$ , 20 $\times$  magnification. Blue staining represents nuclear DAPI staining. Ctrl, control; HSD, high salt diet; Mel, melatonin.

Leibowitz A, Volkov A, Voloshin K, Shemesh C, Barshack I, Grossman E. *J Pineal Res*. 2016;60:48-54.

### Publications

Shopen N, Schiff E, Koren-Morag N, Grossman E. Factors That Predict the Development of Hypertension in Women With Pregnancy-Induced Hypertension. *Am J Hypertens*. 2016;29:141-6.

Weiss A, Beloosesky Y, Kenett RS, Grossman E: Change in Systolic Blood Pressure During Stroke, Functional Status, and Long-Term Mortality in an Elderly Population. *Am J Hypertens*. 2016;29:432-8.

- Eizenberg Y, Koton S, Tanne D, **Grossman E**. Association of age and admission mean arterial blood pressure in patients with stroke-data from a national stroke registry. *Hypertens Res*. 2016; 39:356-61.
- Leibowitz A**, Volkov A, Voloshin K, Shemesh C, Barshack I, **Grossman E**. Melatonin prevents kidney injury in a high salt diet-induced hypertension model by decreasing oxidative stress. *J Pineal Res*. 2016;60:48-54.
- Koton S, Eizenberg Y, Tanne D, **Grossman E**. Trends in admission blood pressure and stroke outcome in patients with acute stroke and transient ischemic attack in a National Acute Stroke registry. *J Hypertens*. 2016;34:316-22.
- Rock W, Zbidat K, Schwartz N, Elias M, Minuhin I, Shapira R, **Grossman E**. Pattern of Blood Pressure Response in Patients With Severe Asymptomatic Hypertension Treated in the Emergency Department. *J Clin Hypertens* . 2016;18:796-800.
- Leiba A, Cohen-Arazi O, Mendel L, Holtzman EJ, **Grossman E**. Incidence, aetiology and mortality secondary to hypertensive emergencies in a large-scale referral centre in Israel (1991-2010). *J Hum Hypertens*. 2016;30:498-502.
- Giladi O, Steinberg DM, Peleg K, Tanne D, Givon A, **Grossman E**, Klein Y, Avigdor S, Greenberg G, Katz R, Shalev V, Salomon O. Head trauma is the major risk factor for cerebral sinus-vein thrombosis. *Thromb Res*. 2016;137:26-9.
- Shlomai G, Berkovitch A, Pinchevski-Kadir S, Bornstein G, **Leibowitz A**, Goldenberg I, **Grossman E**. The association between normal-range admission potassium levels in Israeli patients with acute coronary syndrome and early and late outcomes. *Medicine (Baltimore)*. 2016;95:e3778.
- Weiss A, Beloosesky Y, Grossman A, Shlesinger A, Koren-Morag N, **Grossman E**. The association between orthostatic hypertension and all-cause mortality in hospitalized elderly persons. *J Geriatr Cardiol*. 2016;13:239-43.
- Grossman C, Bornstein G, **Leibowitz A**, Ben-Zvi I, **Grossman E**. Effect of tumor necrosis factor-alpha inhibitors on ambulatory 24-h blood pressure. *Blood Press*. 2016:1-6.
- Berger A, **Grossman E**, Katz M, Kivity S, Klempfner R, Segev S, Goldenberg I, Sidi Y, Maor E. Exercise systolic blood pressure variability is associated with increased risk for new-onset hypertension among normotensive adults. *J Am Soc Hypertens*. 2016;10: 535-527e2.
- Solini A, **Grossman E**. What Should Be the Target Blood Pressure in Elderly Patients With Diabetes? *Diabetes Care*. 2016;39 Suppl 2:S234-43.
- Shafran I, Greenberg G, **Grossman E**, **Leibowitz A**. Diabetic striatopathy-Does it exist in non-Asian subjects? *Eur J Intern Med*. 2016.
- Grossman C, Bornstein G, Leibowitz A, Ben-Zvi I, **Grossman E**. Effect of tumor necrosis factor-alpha inhibitors on ambulatory 24-h blood pressure. *Blood Press*. 2017:26:24-29.
- Koton S, Tanne D, **Grossman E**. Prestroke treatment with beta-blockers for hypertension is not associated with severity and poor outcome in patients with ischemic stroke: data from a national stroke registry. *J Hypertens*. 2017;35(4):870-876.
- Leiba A, Twig G, Vivante A, Skorecki K, Golan E, Derazne E, Tzur D, **Grossman E**, Dichtiar R, Kark JD and Shohat T. Prehypertension among 2.19 million adolescents and future risk for end-stage renal disease. *J Hypertens*. 2017;35(6):1290-1296.
- Segal O, Segal G, **Leibowitz A**, Goldenberg I, **Grossman E**, Klempfner R. Elevation in systolic blood pressure during heart failure hospitalization is associated with increased short and long-term mortality. *Medicine (Baltimore)*. 2017;96(5):e5890.
- Israel A and **Grossman E**. Elevated High Density Lipoprotein Cholesterol is associated with hyponatremia in hypertensive patients. *Am J Med*. 2017.
- Grossman C, Levin M, Koren-Morag N, Bornstein G, **Leibowitz A**, Ben-Zvi I, Shemesh J, **Grossman E**. Left ventricular hypertrophy predicts cardiovascular events in hypertensive patients with coronary artery calcifications. *Am J Hypertens*. 2017
- Leibowitz A**, **Grossman E**, Berkovitch A, Levartovski M, Appel S, Sharabi Y, Gluck I. The Effect of Head and Neck Radiotherapy on Blood Pressure and Orthostatic Hypotension in Patients with itth Head and Neck Tumors. *Am J Hypertens*. 2017.
- Eizenberg Y, **Grossman E**, Tanne D, Koton S. Pre admission treatment with Beta-blockers in hypertensive patients with acute stroke and 3-month outcome – data from a national stroke registry. *J Clin Hypertens*. 2018
- Botzer A, **Grossman E**, Moulton J, Unger R. A system view and analysis of essential hypertension. *J Hypertens*. 2018



## Prof. Giris Jacob, M.D., D.Sc.

Department of Medicine F  
J. Recanati Autonomic Dysfunction CTR  
Tel Aviv Sourasky Medical Center  
Department of Physiology & Pharmacology  
Faculty of Medicine



[jacobgi@tlvmc.gov.il](mailto:jacobgi@tlvmc.gov.il)

# Cardiovascular Regulatory Systems Focusing on the Autonomic Nervous System in Human (*Translational Science*)

## Position

Associate Professor, Medicine and Physiology

## Research

Recanati Autonomic Dysfunction Center

The effect of adrenoceptors activation on the coagulation system

Insight into the regulatory mechanisms of mesenteric flow

Organ-specific flow regulation, e.g. cerebral and penile blood flow

Autonomic nervous system dysregulation in CVD

Autonomic nervous system and pain regulation, including fMRI studies

Postural tachycardia Syndrome (POTS)

Collaborations: Vanderbilt University, Nashville, TN, USA, Milano University, Italy, and Eurospace Center, Germany.

## Publications

Ali-Saleh M, Sarig G, Ablin JN, Brenner B and **Jacob G**. Inhalation of a Short-Acting beta2-Adrenoreceptor Agonist Induces a Hypercoagulable State in Healthy Subjects. *PLoS One* 11: e0158652, 2016.

Nahman-Averbuch H, Dayan L, Sprecher E, Hochberg U, Brill S, Yarnitsky D and **Jacob G**. Pain Modulation and Autonomic Function: The Effect of Clonidine. *Pain Med* 2016.

Dayan L, Brill S, Hochberg U and **Jacob G**. Is adenosine a modulator of peripheral vasoconstrictor responses? *Clin Auton Res* 26: 141147, 2016.

Nahman-Averbuch H, Dayan L, Sprecher E, Hochberg U, Brill S, Yarnitsky D and **Jacob G**. (365) Pain modulation and autonomic function: the effect of clonidine. *J Pain* 17: S66, 2016.

Nahman-Averbuch H, Dayan L, Sprecher E, Hochberg U, Brill S, Yarnitsky D and **Jacob G**. Sex differences in the relationships between parasympathetic activity and pain modulation. *Physiol Behav* 154: 40-48, 2016.

Nahman-Averbuch H, Sprecher E, **Jacob G** and Yarnitsky D. The Relationships Between Parasympathetic Function and Pain Perception: The Role of Anxiety. *Pain Pract* 2016.

Alshiek JA, Dayan L, Asleh R, Blum S, Levy AP, **Jacob G**. Anti-oxidative treatment with vitamin E improves peripheral vascular function in patients with diabetes mellitus and Haptoglobin 2-2 genotype: A double-blinded cross-over study. *Diabetes Res Clin Pract.* 2017;131:200-207.

Dayan L, Hochberg U, Nahman-Averbuch H, Brill S, Ablin JN, **Jacob G**. Increased sympathetic outflow induces adaptation to acute experimental pain. *Pain Pract.* 2017. doi: 10.1111/papr.12606.

Jahshan S, Dayan L, **Jacob G**. Nitric oxide-sensitive guanylyl cyclase signaling affects CO<sub>2</sub>-dependent but not pressure-dependent regulation of cerebral blood flow. *Am J Physiol Regul Integr Comp Physiol.* 2017;312(6):R948-R955.

Hellou R, Häuser W, Brenner I, Buskila D, **Jacob G**, Elkayam O, Aloush V, Ablin JN. Self-reported childhood maltreatment and traumatic events among israeli patients suffering from fibromyalgia and rheumatoid arthritis. *Pain Res Manag.* 2017;2017:3865249.



Prof. Dror Harats, M.D.

Sheba Medical Center



dror.harats@sheba.health.gov.il

## Atherosclerosis – Research, Treatment and Prevention

### Positions

Professor of Medicine, Department of Human Molecular Genetics and Biochemistry, Faculty of Medicine

Acting Vice President of Research and Development and Academy and Chairman, IRB Committee

President, The Bert W. Strassburger Lipid Center, Sheba Medical Center

Chairman, IRB Committee of the Sheba Medical Center

CEO, Vascular Biogenics Ltd (VBL)

### Research

We investigate lipid metabolism, atherosclerosis and vascular biology. In our research, we apply advanced research tools, utilizing in-vitro and in-vivo models and performing clinical trials. In our studies, we focus on basic aspects in atherosclerosis progression and developing new treatments for prevention of the disease.

The current research projects are:

The effect of carotenoids and their cleavage products on the activation of the nuclear receptor RXR and atherosclerosis in mouse models.

The effect of carotenoids on Retinitis Pigmentosa.

The effect of carotenoids on Alzheimer in transgenic mice.

The role of the coagulation Factor XI in early and advanced atherosclerosis by using apolipoproteinE/FactorXI double knock-out mice.

The role of apoA5 in atherosclerosis development by using apolipoproteinE/apoAVI transgenic mice.

### Publications

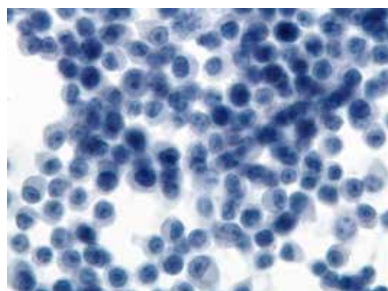
Shnerb Ganor R, **Harats D**, Schiby G, Gailani D, Levkovitz H, Avivi C, Tamarin I, Shaish A, Salomon O. Factor XI Deficiency Protects Against Atherogenesis in Apolipoprotein E/Factor XI Double Knockout Mice. *Arterioscler Thromb Vasc Biol.* 36(3):475-81, 2016.

Grosskopf I, Shaish A, Charach G, **Harats D**, Kamari Y. Nifedipine Treatment for Hypertension is Associated with Enhanced Lipolytic Activity and Accelerated Clearance of Postprandial Lipemia. *Horm Metab Res.* 2016 Feb 5. [Epub ahead of print]

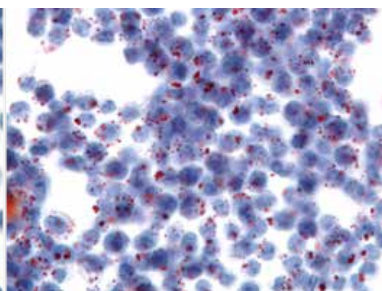
Bechor S, Zolberg Relevy N, Harari A, Almog T, Kamari Y, Ben-Amotz A, **Harats D**, Shaish A. 9-cis  $\beta$ -Carotene Increased Cholesterol Efflux to HDL in Macrophages. *Nutrients.* 19;8(7), 2016.

Boehm-Cagan A, Bar R, **Harats D**, Shaish A, Levkovitz H, Bielicki JK, Johansson JO, Michaelson DM. Differential Effects of apoE4 and Activation of ABCA1 on Brain and Plasma Lipoproteins. *PLoS One.* 8;11(11), 2016.

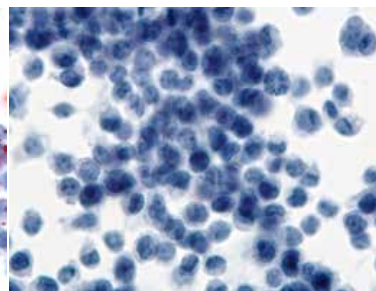
Control



LDL



LDL+9-cis Retinoic Acid



Macrophage foam cell formation is inhibited by 9-cis retinoic acid



## Prof. Gad Keren, M.D.

Tel Aviv Sourasky Medical Center  
Faculty of Medicine



TEL AVIV UNIVERSITY

kereng@tlvmc.gov.il  
URL: <http://www.tasmc.org.il/sites/en/Personnel/Pages/Keren-Gad.aspx>



## Dr. Michal Entin-Meer, Ph.D.

Lab Manager & Senior Researcher  
Cardiovascular Research Lab, Tel Aviv Sourasky  
Medical Center; Lecturer, Department of  
Cardiology, Faculty of Medicine

michale@tlvmc.gov.il  
URL: <http://www.tasmc.org.il/sites/en/Personnel/Pages/Michal-Entin-Meer.aspx>



# Elucidating the Molecular & Pathophysiological Mechanisms Leading to the Initiation and Progression of Cardiovascular Diseases

## Positions (Prof. Keren)

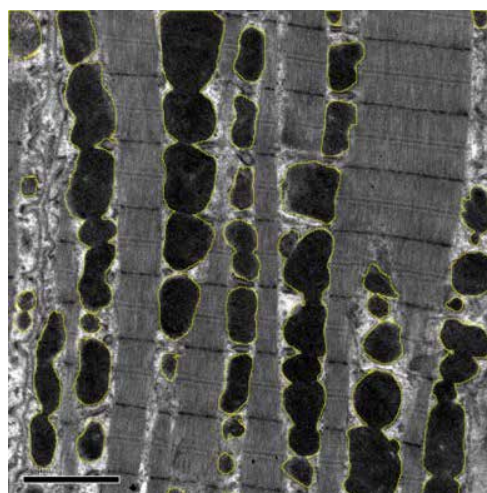

Head, Cardiology Division, Tel Aviv Sourasky Medical Center

Professor, Department of Cardiology

## Research

We study the molecular networks leading to the initiation and progression of acute versus chronic presentation of various cardiac diseases. Currently

we mainly focus on studying the following cardiac pathologies: 1. Acute myocardial infarction leading to left ventricular dysfunction; 2. cardiac volume overload- a prominent pathology in valvular diseases and chronic heart failure; 3. the prevalent presentation of cardio-renal syndrome. Utilizing the appropriate in vivo models as well as various molecular and cellular techniques, we have been trying to identify novel therapeutic targets for attenuating disease progression and to improve the clinical presentation of these devastating conditions.



Captures of transmitted electron microscopy demonstrating the organized structure of cardiac mitochondria in sham-operated control rats (A) compared to the swallowed unorganized structure of the mitochondria in the heart tissue of animals with chronic kidney disease (B).

## Main ongoing research topics

The potential involvement of the cation channel TRPV2, which is highly abundant on peri-infarct immune cells, in the recovery processes following an acute myocardial infarction.

Elucidating the therapeutic potential of anti-metalloproteinase antibodies as well as reagents holding anti-histone deacetylase activity for the treatment of cardiac volume overload.

Cardiac mitochondria as a promising target for attenuation of cardiac dysfunction and progression to cardiorenal syndrome in patients with chronic kidney disease.

## Publications

Margolis G, Levy R, **Keren G, Entin-Meer M**. Differential effects of colchicine on cellular viability of cardiac cells in an in vitro model simulating myocardial infarction. *Cardiology*. 2016, 134(1):57-64.

Cohen L, Entin-Meer M, Rephaeli A, Tarasenko N, Ben Shoshan J, Hertzberg-Bigelman E, Keren G. Histone deacetylase inhibitor AN7 increases survival and may attenuate LV dilatation in mice with chronic volume overload. *Suppl to Eur Heart J*. 2016; 1097, P5387.

Ben Shoshan J, Steinvil A, Arbel Y, Topilsky Y, Barak L, **Entin-Meer M**, Levy R, Schwartz AL, Keren G, Finkelstein A, Banai S. Sustained Elevation of Vascular Endothelial Growth Factor and Angiopoietin 2 Levels Following Transcatheter Aortic Valve Replacement. *Can J Cardiol*. 2016, 32:1454-1461.

Hertzberg-Bigelman E, Barashi R, Levy R, Cohen L, Ben-Shoshan J, **Keren G, Entin-Meer M**. Down-Regulation of Cardiac Erythropoietin Receptor and its Downstream Activated Signal Transducer Phospho-STAT-5 in a Rat Model of Chronic Kidney Disease. *Isr Med Assoc J*. 2016, 18(6):326-30.

Entin-Meer M, Cohen L, Hertzberg-Bigelman E, Levy R, Ben-Shoshan J, Keren G. TRPV2 knockout mice demonstrate an improved cardiac performance following myocardial infarction due to attenuated activity of peri-infarct macrophages. *PLoS One*. 2017, 12(5): e0177132.

Ben-Shoshan J, Jubran A, Levy R, Keren G, Entin-Meer M. Increased CD11b+ cells and Interleukin-1 (IL-1) alpha levels during cardiomyopathy induced

by chronic adrenergic activation. *Isr Med Assoc J*. 2017, 19(9):570-575.

Rozenbaum Z, Cohen L, Bigelman E, Shschem J, Keren G, Entin-Meer M. Downregulated expression of TRPV2 in peripheral blood cells following acute myocardial infarction is inversely correlated to sera levels of CRP and Troponin I. *Cardiology*. 2018, 139(3):169-174.

Bigelman E, Cohen L, Aharon-Hananel G, Levy R, Rozenbaum Z, Saada A, Keren G, Entin-Meer M. Pathological presentation of cardiac mitochondria in a rat model of chronic kidney disease. *PLoS ONE*. 2018, 13:e0198196.

Cohen L, Bigelman E, Sagi I, Keren G, Entin-Meer M. Specific MMP-9 and MMP-2 inhibition by novel MMP antibody attenuates LV remodeling secondary to volume overload. *Suppl to Eur Heart J*. 2018; 586, P2821.

Rozenbaum Y, Topilsky I, Khoury S, Milwidsky A, Balchyunayte A, Laufer-Perl M, Berliner S, Pereg D, Entin-Meer M\*, Havakuk O\* (equal authorship). Relationship between climate and hemodynamics according to echocardiography. *J Appl Physiol*. 2018; 126 (2):322-329.

Rozenbaum Z, Topilsky Y, Aviram G, Entin Meer M, Granot Y, Pereg D, Berliner S, Steinvil A, Biner S. Prognostic implications of small left arteria on hospitalized patients. *Eur Heart J- Cardiovascular Imaging*, 2019; 20(9):1051-1058.

Entin-Meer M, Keren G. Potential roles in cardiac physiology and pathology of the cation channel TRPV2 expressed in cardiac cells and cardiac macrophages: a mini-review. *Am J Physiol Heart Circ Physiol*. 2020;318:H181-H188.

Cohen L, Sagi I, Bigelman E, Solomonov I, Aloschin A, Ben-Shoshan J, Rozenbaum Z, Keren G, Entin-Meer M. cardiac remodeling secondary to chronic volume overload is attenuated by a novel MMP9/2 blocking antibody. *PloS One* 2020;15(4):e0231202.

## Grant

2018-2020	Ichilov-Weizmann Joint Fund
2018-2020	Ministry of Health (Chief Scientist)
2020-2022	Israel Innovation Authority-Kamin



## Prof. Ran Kornowski, M.D., FESC, FACC

Division of Cardiology and Cardiac  
Catheterizations  
Rabin Medical Center



rkornowski@clalit.org.il

### Positions

Full Professor, Faculty of Medicine

Rena Favaloro Chair for Heart Surgery and  
Interventional Cardiology

Chairman, Division of Cardiology and Cardiac  
Catheterizations, Rabin Medical Center

President, Israeli Society of Cardiology

### Research

Prof. Kornowski has been involved in multiple  
technology developments and innovative treatment  
techniques in cardiology. The research activities  
include:

Development of new techniques geared towards  
catheter valve interventions, examining feasibility,  
safety and treatment outcomes.

Innovative imaging techniques of the coronary  
arteries and physiology.

Study of the cardiac effects of caloric restriction  
and neuro-hormonal pathways of weight reduction.

Translational studies of coronary thrombosis and  
progenitor endothelial cells.

Translational cardiovascular research of stem cells  
and gene therapy.

Development of new medications during and after  
cardiac catheterizations.

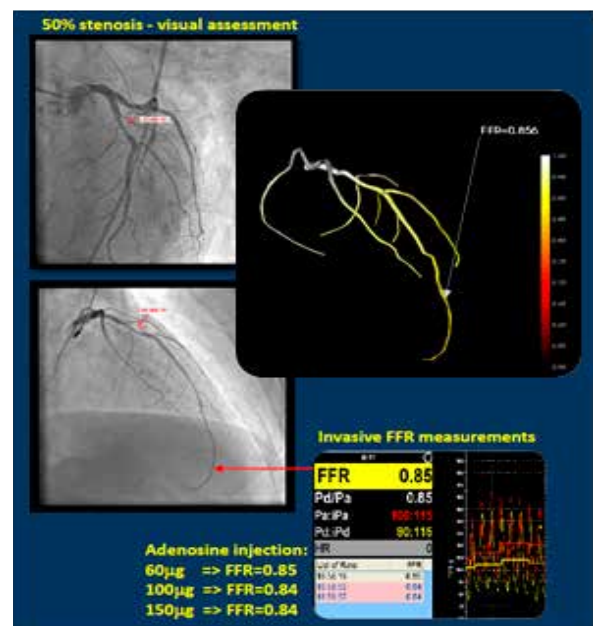
Research of novel drug-eluting stents and  
biodegradable scaffolds implanted within the  
coronary arteries.

Development of methods of “hybrid” cardiac  
interventions combined with minimal invasive cardiac  
surgery to treat structural and coronary diseases.

Mentoring and guiding students and young  
cardiologists in the early stage of their career.



Image display of coronary angiography (Ref. Kornowski R. et al.  
J Am Coll Cardiol 2016;68:2235-2237)





## Publications

**Kornowski R**, Lavi I, Pellicano M, Xaplanteris P, Vaknin-Assa H, Assali A, Valtzer O, Lotringer Y, De Bruyne B. Fractional Flow Reserve Derived From Routine Coronary Angiograms. *J Am Coll Cardiol*. 2016;68(20):2235-2237.

Landes U, Barsheshet A, Finkelstein A, Guetta V, Assali A, Halkin A, Vaknin-Assa H, Segev A, Bental T, Ben-Shoshan J, Barbash IM, **Kornowski R**. Temporal trends in transcatheter aortic valve implantation, 2008-2014: patient characteristics, procedural issues, and clinical outcome. *Clin Cardiol*. 2016.

Codner P, Levi A, Gargiulo G, Praz F, Hayashida K, Watanabe Y, Mylotte D, Debry N, Barbanti M, Lefèvre T, Modine T, Bosmans J, Windecker S, Barbash I, Sinning JM, Nickenig G, Barsheshet A, **Kornowski R**. Impact of Renal Dysfunction on Results of Transcatheter Aortic Valve Replacement Outcomes in a Large Multicenter Cohort. *Am J Cardiol*. 2016.

Landes U, **Kornowski R**, Bental T, Assali A, Vaknin-Assa H, Lev E, Iakobishvili Z. Long-term outcomes after percutaneous coronary interventions in cancer survivors. *Coron Artery Dis*. 2016.

Orvin K, Bental T, Assali A, Lev EI, Vaknin-Assa H, **Kornowski R**. Usefulness of the CHA2DS2-VASC Score to Predict Adverse Outcomes in Patients Having Percutaneous Coronary Intervention. *Am J Cardiol*. 2016;117(9):1433-8.

Landes U, Orvin K, Codner P, Assali A, Vaknin-Assa H, Schwartzberg S, Levi A, Shapira Y, Sagie A, **Kornowski R**. Urgent Transcatheter Aortic Valve Implantation in Patients With Severe Aortic Stenosis and Acute Heart Failure: Procedural and 30-Day Outcomes. *Can J Cardiol*. 2016;32(6):726-31.

Landes U, Bental T, Orvin K, Vaknin-Assa H, Rechavia E, Iakobishvili Z, Lev E, Assali A, **Kornowski R**. Type 2 myocardial infarction: A descriptive analysis and comparison with type 1 myocardial infarction. *J Cardiol*. 2016;67(1):51-6.



## Prof. Jonathan Leor, M.D.

Neufeld Cardiac Research Institute, Tel Aviv University; Tamman Cardiovascular Institute, Sheba Medical Center; Sheba Center of Regenerative Medicine, Stem Cells and Tissue Engineering



leorj@post.tau.ac.il

# Cardiovascular Regenerative Medicine and Targeting of Inflammation and Fibrosis

## Positions

Professor of Cardiology, Faculty of Medicine

Director, Neufeld Cardiac Research Institute, Tel Aviv University

Director, Tamman Cardiovascular Research Institute, Sheba Medical Center

Director, Sheba Center of Regenerative Medicine, Stem Cells and Tissue Engineering

## Research

Our lab is focused on translational research. Specifically, we study cardiovascular regenerative medicine, stem cells and tissue engineering. In addition, we aim to target cardiovascular inflammation and fibrosis using novel nano-medicine and a theranostic (therapy + diagnosis) approach. We use a combination of gene profiling, new biomaterials, liposomes, tissue engineering, physiological testing, and molecular imaging technologies, to understand

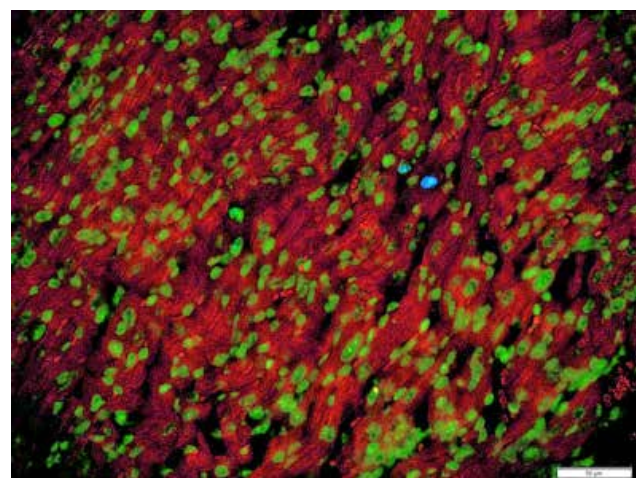
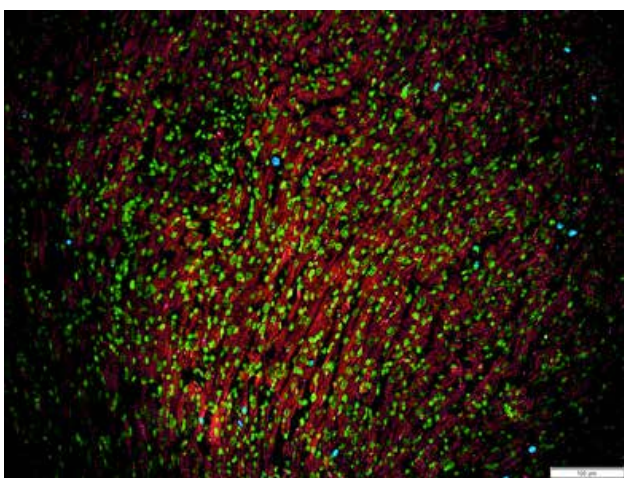
heart cell biology in vitro and in vivo. Particularly, we work on the development of novel nano-therapies for cardiovascular disease.

## Publications (selected)

Brzezinski RY, Ovadia-Blechman Z, Lewis N, Rabin N, Zimmer Y, Levin-Kotler L, Tepper-Shaihov O, Naftali-Shani N, Tsoref O, Grossman E, Leor J and Hoffer O. Non-invasive thermal imaging of cardiac remodeling in mice. *Biomed Opt Express*. 2019;10:6189-6203.

Tsoref O, Tyomkin D, Amit U, Landa N, Cohen-Rosenboim O, Kain D, Golan M, Naftali-Shani N, David A and Leor J. E-selectin-targeted copolymer reduces atherosclerotic lesions, adverse cardiac remodeling, and dysfunction. *J Control Release*. 2018;288:136-147.

Naftali-Shani N, Molotski N, Nevo-Caspi Y, Arad M, Kuperstein R, Amit U, Huber I, Zeltzer LA, Levich A, Abbas H, Monserrat L, Paret G and Leor J. Modeling peripartum cardiomyopathy with human



Myocardial regeneration in a neonatal heart of a mouse, 3 days after apical resection. We used the heart of a newborn mouse to study the mechanism of myocardial regeneration and repair. The regenerating myocardium is characterized by cardiomyocyte (cardiac actin, red) dedifferentiation, and proliferation. Phospho-histone 3 immunostaining detects dividing nuclei (blue) and mitotic activity. Nuclei are stained green with DAPI

induced pluripotent stem cells reveals distinctive abnormal function of cardiomyocytes. *Circulation*. 2018;138:2721-2723.

Perrino C, Barabasi AL, Condorelli G, Davidson SM, De Windt L, Dimmeler S, Engel FB, Hausenloy DJ, Hill JA, Van Laake LW, Lecour S, Leor J, Madonna R, Mayr M, Prunier F, Sluijter JPG, Schulz R, Thum T, Ytrehus K and Ferdinandy P. Epigenomic and transcriptomic approaches in the post-genomic era: path to novel targets for diagnosis and therapy of the ischaemic heart? Position Paper of the European Society of Cardiology Working Group on Cellular Biology of the Heart. *Cardiovasc Res*. 2017;113:725-736.

Amit U, Kain D, Wagner A, Sahu A, Nevo-Caspi Y, Gonen N, Molotski N, Konfino T, Landa N, Naftali-Shani N, Blum G, Merquiol E, Karo-Atar D, Kanfi Y, Paret G, Munitz A, Cohen HY, Ruppin E, Hannenhalli S and Leor J. New role for interleukin-13 receptor alpha 1 in myocardial homeostasis and heart failure. *J Am Heart Assoc*. 2017;6.

Palevski D, Levin-Kotler LP, Kain D, Naftali-Shani N, Landa N, Ben-Mordechai T, Konfino T, Holbova R, Molotski N, Rosin-Arbesfeld R, Lang RA and **Leor J**. Loss of Macrophage Wnt Secretion Improves Remodeling and Function After Myocardial Infarction in Mice. *J Am Heart Assoc*. 2017;6.

Ben-Mordechai T, Kain D, Holbova R, Landa N, Levin LP, Elron-Gross I, Glucksam-Galnoy Y, Feinberg MS, Margalit R and Leor J. Targeting and modulating infarct macrophages with hemin formulated in designed lipid-based particles improves cardiac remodeling and function. *J Control Release*. 2017.

Zager Y, Kain D, Landa N, **Leor J** and Maor E. Optimization of Irreversible Electroporation Protocols for In-vivo Myocardial Decellularization. *PLoS One*. 2016;11:e0165475.

Roichman A, Kanfi Y, Glazz R, Naiman S, Amit U, Landa N, Tinman S, Stein I, Pikarsky E, **Leor J** and Cohen HY. SIRT6 Overexpression Improves Various Aspects of Mouse Healthspan. *J Gerontol A Biol Sci Med Sci*. 2016.

Madonna R, Van Laake LW, Davidson SM, Engel FB, Hausenloy DJ, Lecour S, **Leor J**, Perrino C, Schulz R, Ytrehus K, Landmesser U, Mummery CL, Janssens S, Willerson J, Eschenhagen T, Ferdinandy P and Sluijter JP. Position Paper of the European Society of Cardiology Working Group Cellular Biology of the Heart: cell-based therapies for myocardial repair and regeneration in ischemic heart disease and heart failure. *Eur Heart J*. 2016;37:1789-98.

**Leor J**, Palevski D, Amit U and Konfino T. Macrophages and regeneration: Lessons from the heart. *Semin Cell Dev Biol*. 2016;58:26-33.

Katz A, Maor E, **Leor J** and Klempfner R. Addition of beta-blockers to digoxin is associated with improved 1- and 10-year survival of patients hospitalized due to decompensated heart failure. *Int J Cardiol*. 2016;221:198-204.

Baabur-Cohen H, Vossen LI, Kruger HR, Eldar-Boock A, Yeini E, Landa-Rouben N, Tiram G, Wedepohl S, Markovsky E, **Leor J**, Calderon M and Satchi-Fainaro R. In vivo comparative study of distinct polymeric architectures bearing a combination of paclitaxel and doxorubicin at a synergistic ratio. *J Control Release*. 2016.

Roichman A, Kanfi Y, Glazz R, Naiman S, Amit U, Landa N, Tinman S, Stein I, Pikarsky E, **Leor J** and Cohen HY. SIRT6 Overexpression Improves Various Aspects of Mouse Healthspan. *J Gerontol A Biol Sci Med Sci*. 2016.

Madonna R, Van Laake LW, Davidson SM, Engel FB, Hausenloy DJ, Lecour S, **Leor J**, Perrino C, Schulz R, Ytrehus K, Landmesser U, Mummery CL, Janssens S, Willerson J, Eschenhagen T, Ferdinandy P and Sluijter JP. Position Paper of the European Society of Cardiology Working Group Cellular Biology of the Heart: cell-based therapies for myocardial repair and regeneration in ischemic heart disease and heart failure. *Eur Heart J*. 2016;37:1789-98.

**Leor J**, Palevski D, Amit U and Konfino T. Macrophages and regeneration: Lessons from the heart. *Semin Cell Dev Biol*. 2016.

Katz A, Maor E, **Leor J** and Klempfner R. Addition of beta-blockers to digoxin is associated with improved 1- and 10-year survival of patients hospitalized due to decompensated heart failure. *Int J Cardiol*. 2016;221:198-204.

Kain D, Amit U, Yagil C, Landa N, Naftali-Shani N, Molotski N, Aviv V, Feinberg MS, Goitein O, Kushnir T, Konen E, Epstein FH, Yagil Y and **Leor J**. Macrophages dictate the progression and manifestation of hypertensive heart disease. *Int J Cardiol*. 2016;203:381-95.

Baabur-Cohen H, Vossen LI, Kruger HR, Eldar-Boock A, Yeini E, Landa-Rouben N, Tiram G, Wedepohl S, Markovsky E, **Leor J**, Calderon M and Satchi-Fainaro R. In vivo comparative study of distinct polymeric architectures bearing a combination of paclitaxel and doxorubicin at a synergistic ratio. *J Control Release*. 2016.

## Grants

2018-2020	Ministry of Science, Polymer to treat heart failure of the 3rd age	2020-2022	Ministry of Science, Smart cells for heart repair
2018-2021	Binational Science Foundation, A new method for imaging and treatment of heart failure (with Fred Epstein, Ayelet David)	2020-2022	Ministry of Health, Targeting inflammation to treat cardiac fibrosis

## Prof. Itzhak Shapira, M.D.

Department of Internal Medicine "C, "D & "E,  
and Neurology  
Tel Aviv Sourasky Medical Center  
Faculty of Medicine



shapira@tlvmc.gov.il



## Dr. Shani Shenhar-Tsarfaty, Ph.D.

Department of Internal Medicine "C, "D & "E,  
and Neurology  
Tel Aviv Sourasky Medical Center  
Faculty of Medicine



shanis@tlvmc.gov.il

# Stress and Inflammation in the Cardiovascular System

## Positions (Prof. Shapira)

Deputy Director General and Director, Rehabilitation Hospital

Associate Dean, Tel Aviv Sourasky Medical Center

Full Clinical Professor

## Research

- Cholinergic regulation of stress and inflammation.
- Exercise-induced urinary protein secretion as a risk for metabolic syndrome.
- Determination of new set of control limits for the identification of patients at risk.
- The influence of work characteristics (burnout and stress) on physical health.

The Tel Aviv Medical Center Inflammation Survey (TAMCIS) is a long-term, ongoing cardiovascular cohort study evaluating stress and inflammation in 22,000 apparently healthy working adults admitting to our medical center for routine annual medical check-ups. It is designed to evaluate the association between physiological and psychological measures of stress, inflammatory profile and their additive effect on cardiovascular risk.

Our database includes more than 50,000 visits with more than 600 parameters per visit; including medical history and medication, laboratory tests (Metabolic profile, Blood chemistry, blood count and Urine tests), ophthalmologist examination, exercise

test and spirometry, psychological comprehensive questionnaire consisting of socio-demographic variables, personal and family medical history, health behaviors, among them dietary and sports habits, objective as well as subjective work conditions and various psychological scales such as depression, fear of terror, burnout, perceived control and social support. Research methods include basic molecular biology as well as sophisticated statistical models. The study team includes multidisciplinary researchers and physicians, from internal medicine, cardiology and neurology departments, biology and the School of Management.

## Publications

**S Shenhar-Tsarfaty, I Shapira**, S Toker, O Rogowski, S Berliner, Y Ritov, H Soreq. Weakened cholinergic blockade of inflammation associates with diabetes-related depression. *Mol Med*, 22, 156-161, 2016.

S Greenberg, **S Shenhar-Tsarfaty**, O Rogowski, **I Shapira**, D Zeltser, T Weinstein, D Lahav, J Vered, O Tovia-Brodie, Y Arbel, S Berliner, A Milwidsky. Exercise-induced albuminuria is related to the metabolic syndrome. *Am J Physiol-Ren Physiol*, 210, 1192-1196, 2016.

**Shenhar-Tsarfaty S**, Kliper E, Molad J, Berliner S, Shapira I, Ben-Bashat D, Shopin L, Tene O, Rosenberg GA, Bornstein NM, Ben Assayag E. Impaired renal function is associated with brain atrophy and poststroke cognitive decline. *Neurology*, 86, 1996-2005, 2016.

Lin T, Simchovitz A, **Shenhar-Tsarfaty S**, Vaisvaser S, Admon R, Hanin G, et al. Intensified vmPFC surveillance over PTSS under perturbed microRNA-608/AChE interaction. *Translational Psychiatry*. 6, e801, 2016.

Tene O, **Shenhar-Tsarfaty S**, Korczyn AD, Kliper E, Hallevi H, Shopin L, et al. Depressive symptoms following stroke and transient ischemic attack: is it time for a more intensive treatment approach? results from the TABASCO cohort study. *Journal of Clinical Psychiatry*. 77, 673-680, 2016.

Seyman E, Shaim H, **Shenhar-Tsarfaty S**, Jonash-Kimchi T, Bornstein NM, Hallevi H. The collateral circulation determines cortical infarct volume in anterior circulation ischemic stroke. *BMC neurology*. 16, 206, 2016.

Kliper E, Ben Assayag E, Korczyn AD, Auriel E, Shopin L, Hallevi H, **Shenhar-Tsarfaty S**, et al. Cognitive state following mild stroke: A matter of hippocampal mean diffusivity. *Hippocampus*. 26, 61-69, 2016.

Y Sofer, E Osher, R Limor, G Shefer, Y Marcus, **I Shapira**, K Tordjman, Y Greenman, S Berliner, N Stern. Gender determines serum free cortisol: higher levels in men. *Endocr Pract*, 22, 1415-1421, 2016.

Y Herishanu, A Polliack, **S Shenhar-Tsarfaty**, R Weinberger, R Gelman, T Ziv-Baran, D Zeltser, **I Shapira**, S Berliner, O Rogowski. Increased serum C-reactive protein levels are associated with shorter survival and development of second cancers in chronic lymphocytic leukemia. *Ann Med*, 2016.



## Prof. Sami Viskin, M.D.

Department of Cardiology  
Tel Aviv Medical Center  
Faculty of Medicine



samiviskin@gmail.com

### Positions

Associate Professor, Senior Lecturer, Faculty of Medicine

Chair, Israel Working Group on Cardiac Pacing and Electrophysiology, Israel Heart Society

Associate Editor – *Circulation*

Past Associate Editor – *Heart Rhythm*

Past Associate Editor – *Europace*

### Research

We perform clinical studies on cardiac arrhythmias, particularly related to long QT syndrome, Brugada syndrome and early repolarization. We have several ongoing studies on long QT syndrome caused by atrioventricular block, drug induced long QT syndrome, empiric quinidine therapy for Brugada syndrome.

### Publications

Wilkoff BL, Fauchier L, Stiles MK et al. 2015 HRS/EHRA/APHRS/SOLAECE expert consensus statement on optimal implantable cardioverter-defibrillator programming and testing. *Heart Rhythm* 2016;13:e50-86.

Wilkoff BL, Fauchier L, Stiles MK et al. Erratum to '2015 HRS/EHRA/APHRS/SOLAECE expert consensus statement on optimal implantable cardioverter-defibrillator programming and testing' [*Journal of Arrhythmia* 32/1 (2016) 1-28]. *J Arrhythm* 2016;32:441-442.

Wilkoff BL, Fauchier L, Stiles MK et al. 2015 HRS/EHRA/APHRS/SOLAECE expert consensus statement on optimal implantable cardioverter-defibrillator programming and testing. *Europace* 2016;18:159-83.

Wilkoff BL, Fauchier L, Stiles MK et al. 2015 HRS/EHRA/APHRS/SOLAECE expert consensus

statement on optimal implantable cardioverter-defibrillator programming and testing. *J Arrhythm* 2016;32:1-28.

**Viskin S**, Havakuk O, Antzelevitch C, Rosso R. Malignant early repolarization: It's the T-wave, stupid. *Heart Rhythm* 2016;13:903-4.

Rosso R, Chorin E, Levi Y, Rogowski O, **Viskin S**. Radiofrequency Ablation of Atrial Fibrillation: Nonrandomized Comparison of Circular versus Point-by-Point "Smart" Ablation for Achieving Circumferential Pulmonary Vein Isolation and Curing Arrhythmic Symptoms. *J Cardiovasc Electrophysiol* 2016.

Patton KK, Ellinor PT, Ezekowitz M et al. Electrocardiographic Early Repolarization: A Scientific Statement From the American Heart Association. *Circulation* 2016;133:1520-9.

Mont L, Pelliccia A, Sharma S et al. Pre-participation cardiovascular evaluation for athletic participants to prevent sudden death: Position paper from the EHRA and the EACPR, branches of the ESC. Endorsed by APHRS, HRS, and SOLAECE. *Europace* 2016.

Mont L, Pelliccia A, Sharma S et al. Pre-participation cardiovascular evaluation for athletic participants to prevent sudden death: Position paper from the EHRA and the EACPR, branches of the ESC. Endorsed by APHRS, HRS, and SOLAECE. *Eur J Prev Cardiol* 2016.

Mizusawa Y, Morita H, Adler A et al. Prognostic significance of fever-induced Brugada syndrome. *Heart Rhythm* 2016;13:1515-20.

Michowitz Y, Viskin S, Rosso R. Exercise-induced Ventricular Tachycardia/Ventricular Fibrillation in the Normal Heart: Risk Stratification and Management. *Card Electrophysiol Clin* 2016;8:593-600.

Konigstein M, Rosso R, Topaz G et al. Drug-induced Brugada syndrome: Clinical characteristics and risk factors. *Heart Rhythm* 2016;13:108

Havakuk O, **Viskin S**. A Tale of 2 Diseases: The History of Long-QT Syndrome and Brugada Syndrome. *J Am Coll Cardiol* 2016;67:100-8.

Havakuk O, Viskin S. Reply: Long-QT Syndrome, Brugada Syndrome, and Catecholaminergic Polymorphic Ventricular Tachycardia: A Tale of 3 Diseases : Ibutilide as a Torsade de Pointes Stress Test. *J Am Coll Cardiol* 2016;67:2806-7.

Chorin E, Rosso R, **Viskin S**. Electrocardiographic Manifestations of Calcium Abnormalities. *Ann Noninvasive Electrocardiol* 2016;21:7-9.

Chorin E, Hu D, Antzelevitch C et al. Ranolazine for Congenital Long-QT Syndrome Type III: Experimental and Long-Term Clinical Data. *Circ Arrhythm Electrophysiol* 2016;9.

Chorin E, Hochstadt A, **Viskin S** et al. Female gender as independent risk factor of torsades de pointes during acquired atrioventricular block. *Heart Rhythm* 2016.

Antzelevitch C, Yan GX, Ackerman MJ et al. J-Wave syndromes expert consensus conference report: Emerging concepts and gaps in knowledge: Endorsed

by the Asia Pacific Heart Rhythm Society (APHRS), the European Heart Rhythm Association (EHRA), the Heart Rhythm Society (HRS), and the Latin American Society of Cardiac Pacing and Electrophysiology (Sociedad Latinoamericana de Estimulacion Cardiaca y Electro fisiologia [SOLAECE]). *Europace* 2016.

Antzelevitch C, Yan GX, Ackerman MJ et al. J-Wave syndromes expert consensus conference report: Emerging concepts and gaps in knowledge. *Heart Rhythm* 2016;13:e295-324.

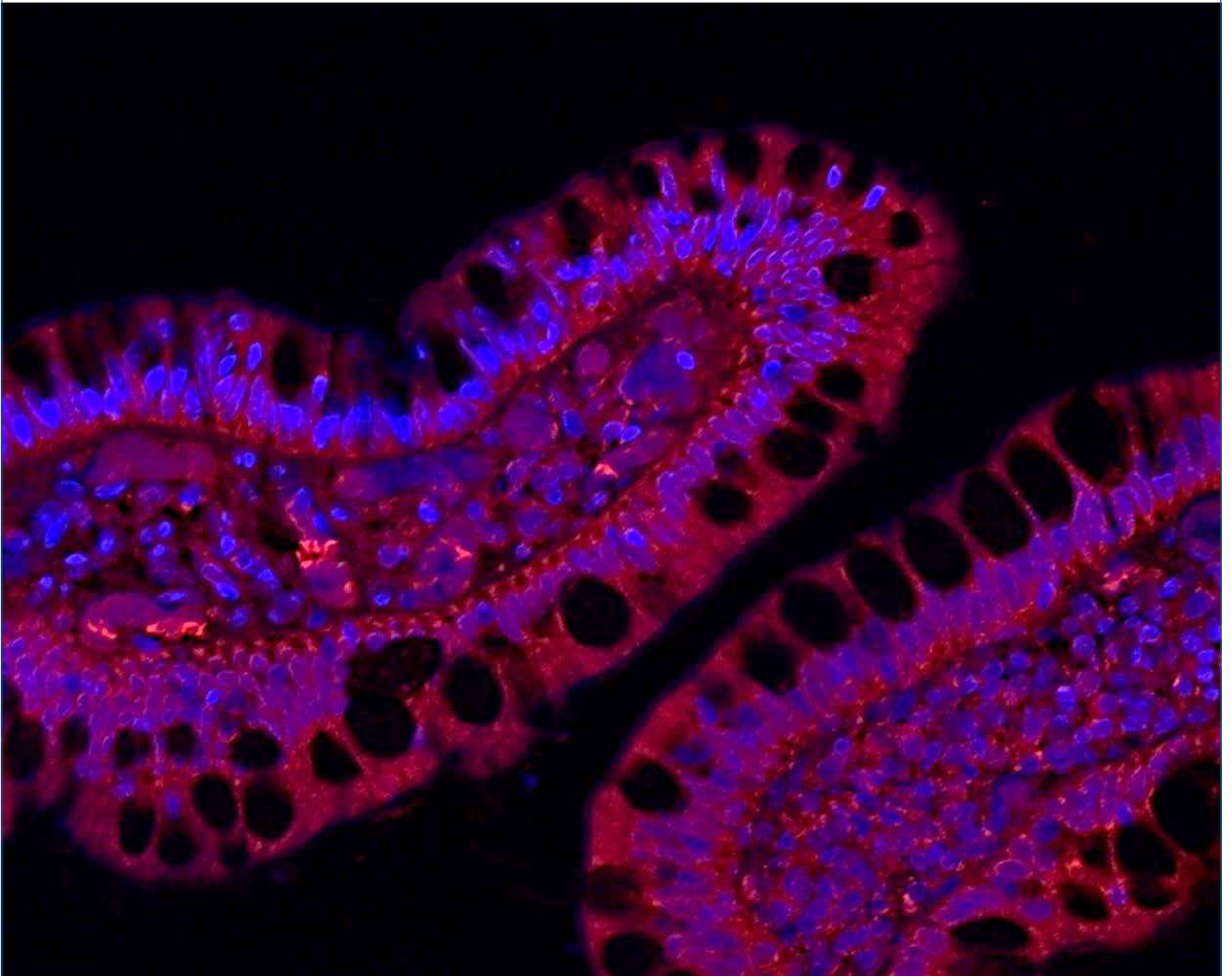
Antzelevitch C, Yan GX, Ackerman MJ et al. J-Wave syndromes expert consensus conference report: Emerging concepts and gaps in knowledge. *J Arrhythm* 2016;32:315-339.

Adler A, Viskin S. Clinical Features of Genetic Cardiac Diseases Related to Potassium Channelopathies. *Card Electrophysiol Clin* 2016;8:361-72.

Adler A, Rosso R, Chorin E, Havakuk O, Antzelevitch C, Viskin S. Risk stratification in Brugada syndrome: Clinical characteristics, electrocardiographic parameters, and auxiliary testing. *Heart Rhythm* 2016;13:299-310.



# Digestive System



Immunofluorescence of PAR-4 expression in human mucosal biopsy from normal pouch. Credit: Sarit Hoffman, Ilya Borovok, Iris Dotan, Nitsan Maharshak



Prof. Ziv Ben-Ari, M.D.

Sheba Medical Center, Tel Hashomer



gbenari@bezeqint.net

## Basic and Translational Research of Liver Diseases

### Positions

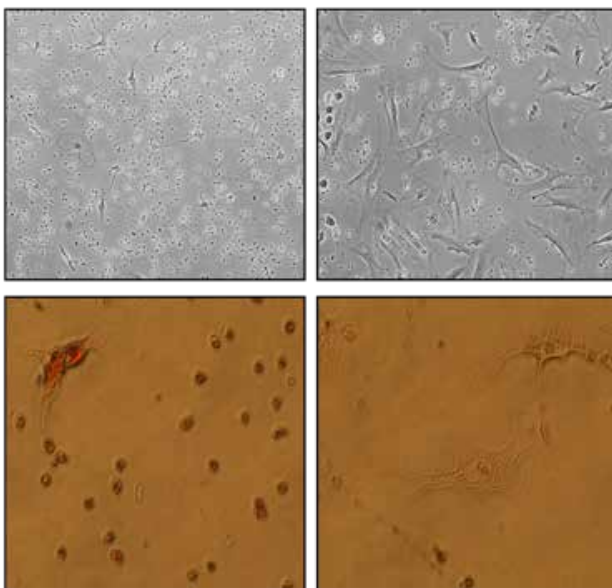
Director, Liver Disease Center

### Research

Our lab is part of the Liver Disease Center at the Chaim Sheba Medical Center. We focus our studies on basic and applied liver disease research to better understand and improve the diagnosis and treatment of different liver diseases. We utilize various methods such as molecular biology, biochemistry, genetics, tissue culture and in-vitro and in-vivo models. The proximity between the Liver Disease Center and the lab creates a unique and highly successful dynamic relationship where the unsolved clinical needs are immediately translated into research for achieving better solutions.

The research in our lab is divided into two main projects:

#### Non activated primary HSC      Activated primary HSC



Phenotypic alterations in HSCs after activation/differentiation to myoblast-like cells.

1. Molecular mechanisms in the development of liver fibrosis

Fibrosis is the excess accumulation of extracellular matrix (ECM), resulting from chronic, non-resolving inflammation. Multiple etiologies underlie development of liver fibrosis, such as chronic viral hepatitis B or C, autoimmune and biliary diseases, alcoholic steatohepatitis (ASH) and nonalcoholic steatohepatitis (NASH). Fibrosis progression toward cirrhosis is the major cause of liver-related morbidity and mortality. Patient with cirrhosis are more prone to develop liver failure, portal hypertension or infection and are at higher risk of developing hepatocellular carcinoma (HCC). In the normal liver, hepatic stellate cells (HSCs) constitute quiescent, vitamin A-storing cell. Following activation by specific stimuli released by an injured liver, HSCs undergo “activation” or transdifferentiation, yielding a myofibroblast-like cell. We are currently investigating the interactions between hepatocytes and HSCs in healthy and fibrotic livers in the different chronic liver diseases listed above. Our goal is to advance the research in this field and to establish resolution of liver fibrosis.

2. Microbiome and liver diseases

The human gastrointestinal tract hosts a large number of microbial cells, which exceeds their mammalian counterparts by approximately 3-fold. The genes expressed by these microorganisms constitute the gut microbiome and participate in diverse and essential functions, including digestion, regulation of energy metabolism and modulation of inflammation and immunity. The liver, due to its critical functional relationship with the gastrointestinal (GI) tract, is continually exposed to multiple harmful and beneficial microorganisms derived from the small and large intestines. We study the microbiota signature of patients with different liver diseases (Primary Sclerosing cholangitis (PSC), PSC-IBD, Hepatocellular carcinoma and cirrhosis) and compare

them to healthy control. Moreover, we investigate the correlation between environmental lifestyle and diet patterns, the host microbiome and disease etiologies.

### Publications

Oren Ben-Shoshan S, Kagan P, Sultan M, Barabash Z, Dor C, Jacob-Hirsch J, Harmelin A, Pappo O, Marcu-Malina V, **Ben-Ari Z**, Amariglio N, Rechavi G, Goldstein I, Safran M. ADAR1 deletion induces NF $\kappa$ B and interferon signaling dependent liver inflammation and fibrosis. *RNA Biology* 2016.

Sultan M, **Ben-Ari Z**, Masoud R, Pappo O, Harats D, Kamari Y, Safran M. Interleukin-1 $\alpha$  and Interleukin-1 $\beta$  play a central role in the pathogenesis of fulminant hepatic failure in mice. *PLoS One*. 2017;12(9):e0184084.

Gane EJ, Pianko S, Roberts SK, Thompson AJ, Zeuzem S, Zuckerman E, **Ben-Ari Z**, Foster GR, Agarwal K, Laursen AL, Gerstoft J, Gao W, Huang HC, Fitzgerald B, Fernsler D, Li JJ, Grandhi A, Liu H, Su FH, Wan S, Zeng Z, Chen HL, Dutko FJ, Nguyen BT, Wahl J, Robertson MN, Barr E, Yeh WW, Plank RM, Buttertton JR, Esteban R. Safety and efficacy of an 8-week regimen of grazoprevir plus ruzasvir plus uprifosbuvir compared with grazoprevir plus elbasvir plus uprifosbuvir in participants without cirrhosis infected with hepatitis C virus genotypes 1, 2, or 3 (C-CREST-1 and C-CREST-2, part A): two randomised, phase 2, open-label trials. *Lancet Gastroenterol Hepatol*. 2017;2(11):805-813.

Wyles D, Wedemeyer H, **Ben-Ari Z**, Gane EJ, Hansen JB, Jacobson IM, Laursen AL, Luetkemeyer A, Nahass R, Pianko S, Zeuzem S, Jumes P, Huang HC, Buttertton J, Robertson M, Wahl J, Barr E, Joeng HK, Martin E, Serfaty L; C-CREST Part C and C-SURGE

Investigators. Grazoprevir, ruzasvir, and uprifosbuvir for hepatitis C virus after NS5A treatment failure. *Hepatology*. 2017;66(6):1794-1804.

Lotan E, Raskin SP, Amitai MM, Kleinbaum Y, Veitsman E, Weiss P, Cohen-Ezra O, Berdichevski T, **Ben-Ari Z**. The Role of Liver Segment-to-Spleen Volume Ratio in the Staging of Hepatic Fibrosis in Patients with Hepatitis C Virus Infection. *Isr Med Assoc J*. 2017;19(4):251-256.

Kagan P, Sultan M, Tachlytski I, Safran M, **Ben-Ari Z**. Both MAPK and STAT3 signal transduction pathways are necessary for IL-6-dependent hepatic stellate cells activation. *PLoS One*. 2017;12(5):e0176173.

Polaris Observatory HCV Collaborators. Global prevalence and genotype distribution of hepatitis C virus infection in 2015: a modelling study. *Lancet Gastroenterol Hepatol*. 2017;2(3):161-176.

Hézode C, Colombo M, Bourlière M, Spengler U, **Ben-Ari Z**, Strasser SI, Lee WM, Morgan L, Qiu J, Hwang P, Robertson M, Nguyen BY, Barr E, Wahl J, Haber B, Chase R, Talwani R, Marco VD; C-EDGE IBLD Study Investigators. Elbasvir/Grazoprevir for Patients With Hepatitis C Virus Infection and Inherited Blood Disorders: A Phase III Study. *Hepatology*. 2017

Gozlan Y, **Ben-Ari Z**, Moscona R, Shirazi R, Rakovsky A, Kabat A, Veizman E, Berdichevski T, Weiss P, Cohen-Ezra O, Lurie Y, Gafanovich I, Braun M, Cohen-Naftaly M, Shlomain A, Shibolet O, Zigmund E, Zuckerman E, Carmiel-Haggai M, Nimer A, Hazzan R, Maor Y, Kitay-Cohen Y, Shemer-Avni Y, Kra-Oz Z, Schreiber L, Peleg O, Sierra S, Harrigan PR, Mendelson E, Mor O. HCV genotype-1 subtypes and resistance-associated substitutions in drug-naive and in direct-acting antiviral treatment failure patients. *Antivir Ther*. 2017;22(5):431-441.



## Prof. Shomron Ben-Horin, M.D.

IBD Service & Laboratory of Gastro-  
Immunology  
Sheba Medical Center



shomron.benhorin@gmail.com

# Drug Mechanisms and Immunogenicity in IBD

## Positions

Director, IBD Service, Gastroenterology Dept. Sheba Medical Center

Associate Professor of Medicine, Faculty of Medicine

Member, Organization Committee, European Crohn' & colitis Organization (ECCO)

## Research

We focus on translational science, aiming to study drug mechanisms in IBD. Specifically, we study mechanisms whereby immune-modulating and biologic drugs exert their cellular effects and/or cause unwanted adverse events, as well as immunogenicity of biologic drugs, i.e. the eliciting of immune hyper-responsiveness in the recipient towards the biologic drug. We are interested also in studying novel herbal compounds for possible synergistic effects with conventional immune-modulators.

Completed projects include:

1. A study to decipher the delay in onset of action of thiopurine related to gradual depletion of antigen-specific memory T-cells
2. Development of novel and one of the first available assays to measure anti-drug antibodies against infliximab, and later adalimumab and currently vedolizumab
3. Identifying the Fab fragment as the immune-dominant fragment of infliximab, responsible for eliciting anti-drug antibodies
4. Study of cross-immunogenicity of infliximab and its bio-similar drug, CT-P13

Ongoing projects include:

1. Studying cellular mechanisms responsible for B-cell lymphoproliferation under immune-modulating drugs
2. Studying the decay in immune-suppression following azathioprine withdrawal

3. Studying herbal Chinese compounds effects on cells propagating inflammation

## Publications

**Ben-Horin S**, Yavzori M, Benhar I, Picard O, Fudim E, Ungar B, Lee SY, Kim SH, Eliakim R, Chowers Y. Cross-immunogenicity: Antibodies to infliximab in Remicade-treated IBD patients similarly recognize the bio-similar Remsima. *Gut* 2016; 65(7):1132-8.

**Ben-Horin S**, Andrews JM, Katsanos KH, Rieder F, Steinwurz F, Karmiris K, Cheon JH, Moran GW, Cesarini M, Stone CD, Schwartz D, Protic M, Roblin X, Roda G, Chen MH, Har-Noy O, Bernstein CN. Combination of corticosteroids and 5-aminosalicylates or corticosteroids alone for patients with moderate-severe active ulcerative colitis: A global survey of physicians' practice. *World J Gastroenterol.* 2017;23(16):2995-3002.

Engel T, Ungar B, Ben-Haim G, Levhar N, Eliakim R, **Ben-Horin S**. Re-phrasing the question: A simple tool for evaluation of adherence to therapy in patients with inflammatory bowel disease. *United European Gastroenterol J.* 2017;5(6):880-886.

He Y, Mao R, Chen F, Xu PP, Chen BL, Wu Y, Qiu Y, Zhang SH, Feng R, Zeng ZR, **Ben-Horin S**, Chen MH. Thalidomide induces clinical remission and mucosal healing in adults with active Crohn's disease: a prospective open-label study. *Therap Adv Gastroenterol.* 2017;10(5):397-406

Lahat A\*, Bar-Gil Shitrit A\*, Naftali N, Milgrom Y, Elyakim R, Goldin E, Levhar N, Selinger L, Zuker T, Fudim E, Picard O, Yavzori M, **Ben-Horin S**. Vedolizumab levels in breast milk of nursing mothers with inflammatory bowel disease. *J Crohns Colitis* 2017; 12(1):120-123.

Ungar B, Kopylov U, Yavzori M, Fudim E, Picard O, Lahat A, Coscas D, Waterman M, Haj-Natour O, Orbach-Zingboim N, Mao R, Chen M, Chowers Y, Eliakim R, **Ben-Horin S**. Association of Vedolizumab

level, anti-drug antibodies, and  $\alpha 4\beta 7$  occupancy with response in patients with inflammatory bowel diseases. Clin Gastroenterol Hepatol. 2017; pii: S1542-3565(17)31423-4.

#### Grants

2015–2020

Horizon 2020 Immungenicity of infliximab, within the SPARE trial (BioCycle consortium)



## Prof. Iris Dotan

Division of Gastroenterology, Rabin Medical Center, Beilinson Hospital  
Felsenstein Medical Research Center, Faculty of Medicine



irisdo@clalit.org.il



## Dr. Keren Rabinowitz

Mucosal Immunology Laboratory, Felsenstein Medical Research Center, Faculty of Medicine



k.rabinowitz@gmail.com  
<https://www.felsenstein-center.com/lab/Mucosal-Immunology>

# Mucosal Immunology Laboratory

## Positions

### Prof. Iris Dotan

Director of the Division of Gastroenterology – Rabin Medical Center, Beilinson and Hasharon

Associate Professor of Medicine, Faculty of Medicine

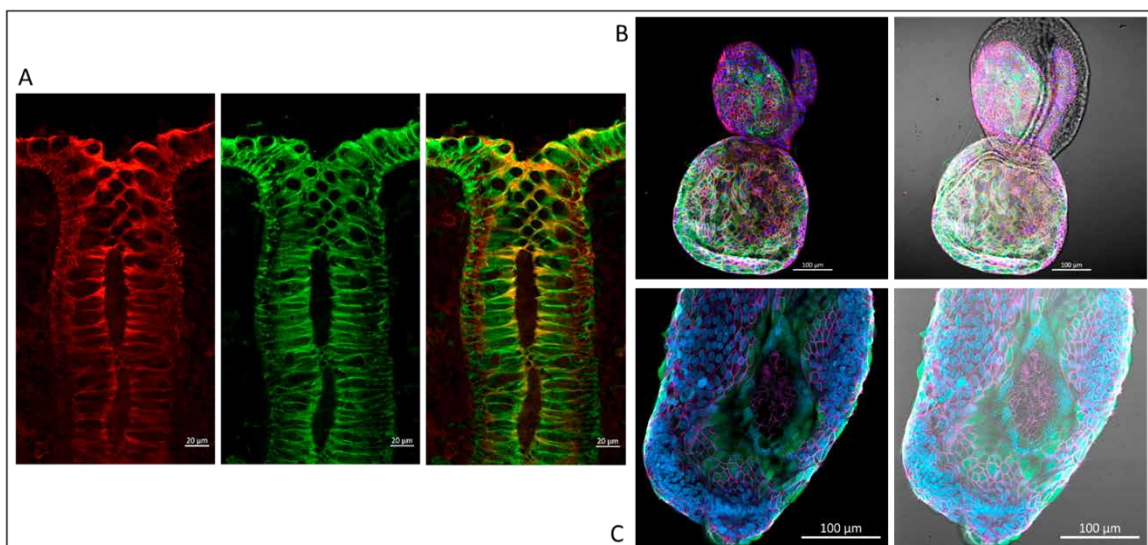
Chair, International Organization for the study of Inflammatory Bowel Diseases (IOIBD)

### Dr. Keren Rabinowitz

Head, Research, Mucosal Immunology Laboratory, Felsenstein Medical Research Center

## Research

Our research laboratory is situated within the Rabin Medical Center, in affiliation with the Faculty of Medicine at Tel Aviv University. Dedicated to Translational Research in Gastroenterology, we are particularly interested in investigating immune homeostatic and inflammatory responses within the intestinal mucosa, with the ultimate goal of developing personalized treatment approaches for patients diagnosed with inflammatory bowel diseases. To achieve this, we delve into the comprehensive study of various factors, such as the



Human intestinal epithelia cells (EpCAM-green) express Dectin-1 (Red) a receptor involved in fungal recognition (A). Human intestinal derived organoids 3D (B) and 2D (C) immune-stained with UEA1 (green), Beta catenin (magenta), ZO1 (range) and nuclear stain (blue) 3D and Cytokeratin 8/18 (green), Beta catenin (magenta) and nuclear stain (blue) 2D.

interaction between the intestinal immune system and commensal flora, the impact of nutritional choices, and the efficacy of biological therapies. Our specific area of concentration lies in comprehending the responses of the intestinal epithelium to commensal flora and its subsequent activation of the intestinal immune system. By gaining a deeper mechanistic understanding and exploring ways to modify and manipulate these pathways, our aim is to prevent, enhance the treatment of, and potentially even cure inflammatory bowel diseases (IBD).

#### Research topics

- Biomarker-based multidisciplinary team (Bio-MDT) approach to personalized microbial-targeted treatment of pouchitis and Crohn's disease
- The impact of commensal fungi and bacteria on human intestinal immune response
- The JAK inhibitor-tofacitinib inhibits signaling pathways ex-vivo and has functional implications in human intestinal mucosa.
- Jak inhibitor leads to increased epithelial permeability, MHC class I expression and mucus production in intestinal epithelial cells.
- Mucosal barrier alterations in inflammatory bowel diseases (IBD), specifically mucin characteristics, modifying factors and specific markers in the mucosa of patients with pouches.
- Predominantly antibiotic-resistant intestinal microbiome persists in patients with pouchitis who respond to antibiotic therapy.
- The effect anti-TNF $\alpha$  therapy has on B cell functions in patients with IBD.

#### Publications

Cohen-Kedar S, Shaham Barda E, Rabinowitz KM, Keizer D, Abu-Taha H, Schwartz S, Kaboub K, Baram L, Sadot E, White I, Wasserberg N, Wolff-Bar M, Levy-Barda A, **Dotan I**. Human intestinal epithelial cells can internalize luminal fungi *via* LC3-associated phagocytosis..Front Immunol. 2023;14:1142492.

Rabinowitz KM, Navon M, Edelman-Klapper H, Zittan E, Bar-Gil Shitrit A, Goren I, Avni-Biron I, Ollech JE, Lichtenstein L, Banai-Eran H, Yanai H, Snir Y, Pauker MH, FriedenberG A, Levy-Barda A, Segal A, Broitman Y, Maoz E, Ovadia B, Aharoni Golan M, Shachar E, Ben-Horin S, Maharshak N, Mor M, Ben Zvi H, Eliakim R, Barkan R, Sharar-Fischler T, Goren S, Krugliak N, Pichinuk E, Mor M, Werbner M, Alter J, Abu-Taha H, Kaboub K, Dessau M, Gal-Tanamy M, Cohen D, Freund NT, **Dotan I**, On Behalf

Of The Responses To Covid-Vaccine Israeli Ibd. Anti-TNF $\alpha$  Treatment Impairs Long-Term Immune Responses to COVID-19 mRNA Vaccine in Patients with Inflammatory Bowel Diseases. Vaccines (Basel). 2022;10(8):1186.

Godny L, Reshef L, Sharar Fischler T, Elial-Fatal S, Pfeffer-Gik T, Raykhel B, Rabinowitz K, Levi-Barda A, Perets TT, Barkan R, Goren I, Ollech JE, Yanai H, Gophna U, **Dotan I**. Increasing adherence to the Mediterranean diet and lifestyle is associated with reduced fecal calprotectin and intra-individual changes in microbial composition of healthy subjects. Gut Microbes. 2022;14(1):2120749.

Dubinsky V, Reshef L, Rabinowitz KM, Wasserberg N, **Dotan I**, Gophna, U. Escherichia coli strains from patients with inflammatory bowel diseases have disease-specific genomic adaptations. JCC. 2022, May Accepted.

Perez K, Ngollo M, Rabinowitz K, Hammoudi N, Seksik P, Xavier RJ, Daly MJ, **Dotan I**, Le Bourhis L, Allez M. Meta-Analysis of IBD Gut Samples Gene Expression Identifies Specific Markers of Ileal and Colonic Diseases. Inflamm Bowel Dis. 2022;28(5):775-782.

Ryvchin R, Dubinsky V, Rabinowitz K, Wasserberg N, **Dotan I**, Gophna U. Alteration in Urease-producing Bacteria in the Gut Microbiomes of Patients with Inflammatory Bowel Diseases. J Crohns Colitis. 2021;15(12):2066-2077.

Edelman-Klapper H, Zittan E, Bar-Gil Shitrit A, Rabinowitz KM, Goren I, Avni-Biron I, Ollech JE, Lichtenstein L, Banai-Eran H, Yanai H, Snir Y, Pauker MH, FriedenberG A, Levy-Barda A, Segal A, Broitman Y, Maoz E, Ovadia B, Golan MA, Shachar E, Ben-Horin S, Perets TT, Ben Zvi H, Eliakim R, Barkan R, Goren S, Navon M, Krugliak N, Werbner M, Alter J, Dessau M, Gal-Tanamy M, Freund NT, Cohen D, **Dotan I**; REsponses to COVID-19 vaccinE IsRaeli IBD group (RECOVERI). Lower Serologic Response to COVID-19 mRNA Vaccine in Patients with Inflammatory Bowel Diseases Treated with Anti-TNF alpha. Gastroenterology, 2021.

Wang L, Aschenbrenner D, Zeng Z, Cao X, Mayr D, Mehta M, Capitani M, Warner N, Pan J, Wang L, Li Q, Zuo T, Cohen-Kedar S, Lu J, Ardy RC, Mulder DJ, Dissanayake D, Peng K, Huang Z, Li X, Wang Y, Wang X, Li S, Bullers S, Gammage AN, Warnatz K, Schiefer AI, Krivan G, Goda V, Kahr WHA, Lemaire M; Genomics England Research Consortium, Lu CY, Siddiqui I, Surette MG, Kotlarz D, Engelhardt KR, Griffin HR, Rottapel R, Decaluwe H, Laxer RM, Proietti M, Hambleton S, Elcombe S, Guo CH, Grimbacher B, **Dotan I**, Ng SC, Freeman SA, Snapper SB, Klein

- C, Boztug K, Huang Y, Li D, Uhlig HH, Muise AM. Gain-of-function variants in SYK cause immune dysregulation and systemic inflammation in humans and mice. *Nature Genetics*, 2020.
- Cohen-Kedar S, Keizer D, Schwartz S, Rabinowitz KM, Kaboub K, Shaham Barda E, Sadot E, Wolff-Bar M, Shaltiel T, **Dotan I**. Commensal fungi and their cell-wall  $\beta$ -glucans direct differential responses in human intestinal epithelial cells. *European Journal of Immunology*, 2020.
- Dubinsky V, Reshef L, Rabinowitz K, Yadgar K, Godny L, Zonensain K, Wasserberg N, **Dotan I**, Gophna U. Dysbiosis in metabolic genes of the gut microbiomes of patients with an ileo-anal pouch resembles that observed in Crohn's Disease. *mSystems*. 2021;6(2):e00984-20.
- Dubinsky V, **Dotan I**, Gophna U. Carriage of Colibactin-producing Bacteria and Colorectal Cancer Risk. *Trends Microbiol.* 2020 ;28(11):874-876.
- Gaujoux R, Starosvetsky E, Maimon N, Vallania F, Bar-Yoseph H, Pressman S, Weisshof R, Goren I, Rabinowitz KM, Waterman N, Yanai H, **Dotan I**, Sabo E, Chowers Y, Khatri P, Shen-Orr SS, Israeli IBD research Network (IIRN). Cell-centred meta-analysis reveals baseline predictors of anti-TNF $\alpha$  non-response in biopsy and blood of patients with IBD. *Gut*. 2019;68(4):604-614.
- Dubinsky V, Reshef L, Bar N, Keizer D, Golan N, Rabinowitz KM, Godny L, Yadgar K, Zonensain K, Tulchinsky H, Gophna U, **Dotan I**. Predominantly Antibiotic-resistant Intestinal Microbiome Persists in Patients With Pouchitis Who Respond to Antibiotic Therapy. *Gastroenterology*. 2019.
- Godny L, Reshef L, Pfeffer Gik T, Goren I, Yanai H, Tulchinsky H, Gophna U, **Dotan I**. Adherence to the Mediterranean diet is associated with decreased fecal calprotectin in patients with ulcerative colitis after pouch surgery. *Eur J Nutr*, 2019.
- Goren I, Godny L, Lea Reshef, Yanai H, Tulchinsky H, **Dotan I**. Starch consumption may modify anti-glycan antibodies and fecal fungal composition in patients with ileo-anal pouch. *Inflamm Bowel Dis*. 2019;25(4):742-749.
- Contijoch J, Britton J, Yang C, Mogno I, Li Z, Ng R, Llewellyn R, Hira S, Johnson C, Rabinowitz KM, Barkan R, **Dotan I**, Hirten R, Fu S, Luo Y, Yang N, Luong T, Labrias P, Lira S, Peter I, Grinspan A, Clemente J, Kosoy R, Kim-Schulze S, Qin X, Castillo A, Hurley A, Atreja A, Rogers J, Fasihuddin F, Saliq M, Nolan A, Reyes-Mercedes P, Rodriguez C, Aly S, Santa-Cruz K, Peters L, Suárez-Fariñas M, Huang R, Hao K, Zhu J, Zhang B, Losic B, rizar H, Song W, Narzo A, Wang W, Cohen B, DiMaio C, Greenwald D, Itzkowitz S, Lucas A, Marion J, Maser E, Ungaro R, Nayagmon S, Novak J, Shah B, Ullman T, Rubin P, George J, Legnina P, Telesco S, Friedman J, Brodmerkel C, Plevy S, Cho J, Colombel J, Schadt E, Argmann C, Dubinsky M, Kasarskis A, Sands B, Faith J. Gut microbiota density influences host physiology and is shaped by host and microbial factors. *Elife*. 2019;8:e40553.
- Ben-Shachar S, Finezilber Y, Elad H, Rabinowitz KM, Goren I, Isakov O, Yanai H, **Dotan I**. Genotype-serotype interactions shed light on genetic components of inflammatory bowel diseases. *Inflamm Bowel Dis*. 2019;25(2):336-344. PMID:
- Sherman Horev H, Rabinowitz KM, Elad H, Barkan R, Ben-Shachar S, Pasmanik Chor M, **Dotan I**. Increase in Processing Factors Is Involved in Skewed MicroRNA Expression in Patients with Ulcerative Colitis Who Develop Small Intestine Inflammation after Pouch Surgery. *Inflamm Bowel Dis*. 2018 23;24(5):1045-1054.
- Ben-Shachar S, Yanai H, Sherman Horev H, Elad H, Baram L, Issakov O, Tulchinsky H, Pasmanik-Chor M, Shomron N, **Dotan I**. MicroRNAs Expression in the Ileal Pouch of Patients with Ulcerative Colitis is Robustly Up-Regulated and Correlates with Disease Phenotypes. *PLoS One*. 2016;11(8):e0159956.





## Dr. Sigal Fishman, M.D.

Department of Internal Medicine  
Sourasky Medical Center



sigalf@tlvmc.gov.ilpost.tau.ac.il

# The Role of Incretin Hormones in Macrophage Regulation of Obesity, Inflammation and Insulin Resistance

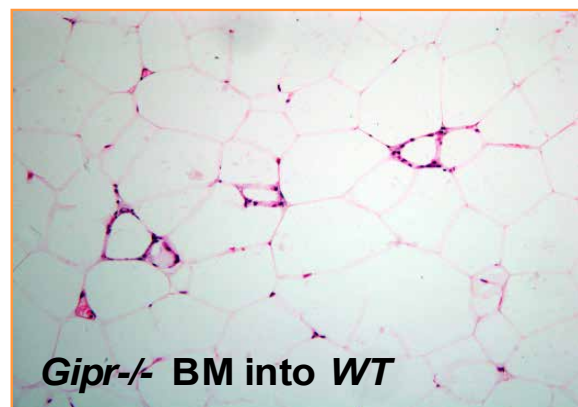
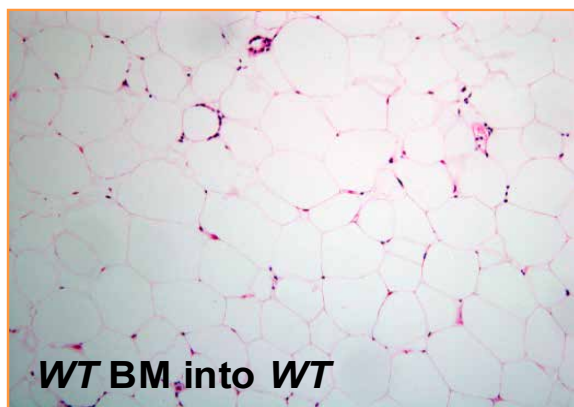
## Positions

Senior Lecturer, Faculty of Medicine

## Research

Recent studies have suggested that GIP participates in the dynamic and progressive crosstalk between the two fundamental systems of metabolism and immunity. Yet, whether GIP can directly act on immune cells and the resulting consequences on the development and progression of obesity remain elusive. We have previously demonstrated in a murine model of high fat diet (HFD) that a long-acting GIP analogue significantly reduces visceral fat infiltration of pro-inflammatory immune cells and improves insulin sensitivity, thus, highlighting a possible role for GIP as a linker between energy balance and immunologic responses. Our preliminary results clearly indicate that impairment of GIP-governed regulation of immune cells perturbs energy homeostasis, promotes insulin resistance (IR) and intensifies the inflammatory response under HFD. Therefore, we continue to investigate the direct immuno-regulatory role of GIP in immune cells and specifically in adipose tissue macrophages (ATM)

and the resulting consequences on the inflammatory response and on the metabolic state in obese human and mice. Specifically, we hypothesize that GIP negatively regulates S100A8/9 in ATM and thereby affects myelopoiesis and energy homeostasis by attenuating beiging in subcutaneous fat. In addition, we suggest that GIP positively mediates, at least in part, whole body energy homeostasis and adipose tissue metabolism through its direct effect on immune cell function. Here, we intend to utilize BM chimerism approach to target GIPR-deficiency to immune cells to explore the role of GIP in immune cells and specifically ATM. We are using chimeras reconstituted with GIP receptor (GIPR)-deficient bone marrow and determine the metabolic and immune phenotype of the mice. To specifically investigate the physiological role of GIP as regulator of ATM function, GIPR-deficiency has been targeted to ATM by using the cre-lox system and crossing the *Gipr* fl/fl mice with or *Cx3cr1-cre* mice. We are exploring the role of GIP-governed regulation of immune cell and specifically ATM function and the role of GIP-S100A8/9 axis in dictating whole body energy balance, we will perform metabolic analyses that assess energy expenditure, fat versus



Visceral adipose tissue of chimeric mice reconstituted with WT or *Gipr*<sup>-/-</sup> bone marrow (BM) and exposed to a 14 weeks high fat diet regimen, showing increased infiltrating immune cells in the *Gipr*<sup>-/-</sup> BM reconstituted mice.

glucose utilization, locomotor activity as well as insulin sensitivity. Bone marrow, blood and adipose tissue myelopoiesis is assessed in the various mice exposed to a HFD regimen. We are also identifying target genes in visceral and subcutaneous fat of both chimeric mice and GIPR conditional knockout mice. Finally, we will study the ability of GIP to negatively regulate S100A8/9 in visceral fat explants and sorted ATM extracted from human obese patients.

Expected significance: Our integrative approach will allow significant progress towards revealing basic GIP governed immune-regulatory mechanisms operating at the interface between adipose tissue inflammation and metabolism and their involvement in the pathophysiology of obesity-induced IR. Insights

gained in this study will uncover a yet unknown role for GIP in regulating the pathophysiological link between ATM and obesity and may lead to future identification of another class of incretin drugs, namely GIP analogs, with the potential to improve whole body insulin sensitivity via immune cell regulation.

#### Publications

Shnell M, Gluck N, Abu-Abeid S, Santo E, **Fishman S**. Use of endoscopic septotomy for the treatment of late staple-line leaks after laparoscopic sleeve gastrectomy. *Endoscopy* 2017;49(1):59-63.



**Dr. Yael Haberman, M.D., Ph.D.**

The Pediatric Gastroenterology Unit & Sheba  
Cancer Center  
Sheba Medical Center



yael.haberman@sheba.gov.il

# Host: Microbial Interactions – Translational Research in Gastrointestinal Diseases

## Positions

Physician-Scientist, Sheba Medical Center

Senior Lecturer, Tel Aviv University

Adjunct Assistant Professor, Division of Pediatric Gastroenterology, Hepatology, & Nutrition, Cincinnati Children’s Hospital Medical Center, OH, USA.

## Research

We are interested in integrating clinical questions, “big-data” approaches, basic science, and bioinformatics with a goal to improve personalized patients’ diagnostic and therapeutic decision. Our interests include host-microbial interactions in health and pathologic conditions including Crohn’s disease and ulcerative colitis. We use a high-throughput approach to detect the widest range of microbial shifts and host gene expression in the actual lining of the gut and feces to characterize disease phenotype and outcome to tailor personalized therapy.

Within our research we focus on characterizing the role of non-coding elements (non-coding RNAs) and and we try to elucidate if and how these non-coding regions take part in the host:microbial interactions.

## Publications

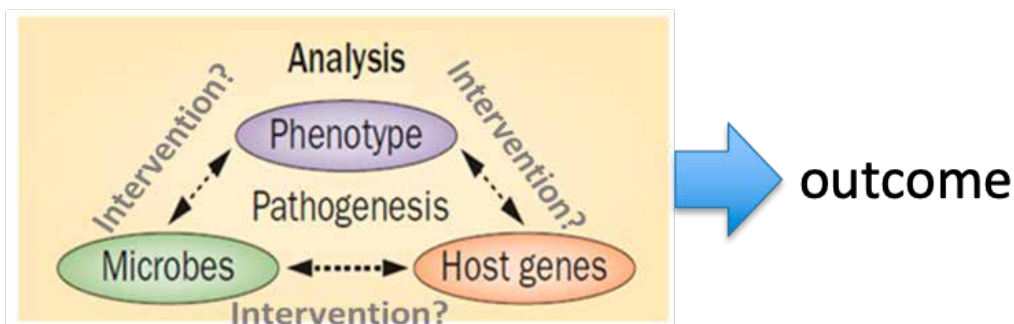
Hyams JS, Brimacombe M, **Haberman Y**, Walters T, Gibson G, Mo A, Mack D, Griffiths A, Boyle B, LeLeiko N, Markowitz J, Rosh J, Patel A, Shah S, Baldassano R, Pfefferkorn M, Sauer C, Dailey J, Venkateswaran S, Kugathasan S, Denson LA. Inflamm Bowel Dis. 2021.

Braun T, Halevi S, Hadar R, Efroni G, Glick Saar E, Keller N, Amir A, Amit S, **Haberman Y**. SARS-CoV-2 does not have a strong effect on the nasopharyngeal microbial composition. Sci Rep. 2021.

Grasberger H, Magis AT, Sheng E, Conomos MP, Zhang M, Garzotto LS, Hou G, Bishu S, Nagao-Kitamoto H, El-Zataari M, Kitamoto S, Kamada N, Stidham R, Akiba Y, Kaunitz J, **Haberman Y**, Kugathasan S, Denson LA, Omenn GS, Kao JY. DUOX2 variants associate with preclinical disturbances in microbiota-immune homeostasis and increased inflammatory bowel disease risk. J Clin Invest. 2021.

**Haberman Y**, Iqbal NT, Ghandikota S, Mallawaarachchi I, Braun T, Dexheimer PJ, Rahman N, Hadar R, Sadiq K, Ahmad Z, Idress R, Iqbal J, Ahmed S, Hotwani A, Umrani F, Ehsan L, Medlock G, Syed S, Moskaluk C, Ma JZ, Jegga AG, Moore SR, Ali SA, Denson LA.

## Personalized targeted intervention based on gut profiles?



Mucosal genomics implicate lymphocyte activation and lipid metabolism in Refractory Environmental Enteric Dysfunction. *Gastroenterology*. 2021.

Ta AD, Ollberding NJ, Karns R, **Haberman Y**, Alazraki AL, Hercules D, Baldassano R, Markowitz J, Heyman MB, Kim S, Kirschner B, Shapiro JM, Noe J, Oliva-Hemker M, Otley A, Pfefferkorn M, Kellermayer R, Snapper S, Rabizadeh S, Xavier R, Dubinsky M, Hyams J, Kugathasan S, Jegga AG, Dillman JR, Denson LA. Association of baseline luminal narrowing with ileal microbial shifts and gene expression programs and subsequent transmural healing in pediatric crohn disease. *Inflamm Bowel Dis*. 2021. Short SP, Pilat JM, Barrett CW, Reddy VK, **Haberman Y**, Hendren JR, Marsh BJ, Keating CE, Motley AK, Hill KE, Zemper AE, Washington MK, Shi C, Chen X, Wilson KT, Hyams JS, Denson LA, Burk RF, Rosen MJ, Williams CS. Colonic epithelial-derived Selenoprotein P is the source for antioxidant-mediated protection in colitis-associated cancer. *Gastroenterology*, 2020.

Levy-Shraga Y, Megnazi O, Modan-Moses D, Tripto-Shkolnik L, Gruber N, **Haberman Y**, Shouval DS, Weiss B. Trabecular bone score in children and adolescents with inflammatory bowel diseases. *J Clin Densitom*. 2020.

**Haberman Y**, Minar P, Karns R, Dexheimer PJ, Ghandikota S, Tegge S, Shapiro D, Shuler B, Venkateswaran S, Braun T, Ta A, Walters TD, Baldassano RN, Noe JD, Rosh J, Markowitz J, Dotson JL, Mack DR, Kellermayer R, Griffiths AM, Heyman MB, Baker SS, Moulton D, Patel AS, Gulati AS, Steiner SJ, LeLeiko N, Otley A, Oliva-Hemker M, Ziring D, Gokhale R, Kim S, Guthery SL, Cohen SA, Snapper S, Aronow BJ, Stephens M, Gibson G, Dillman JR, Dubinsky M, Hyams JS, Kugathasan S, Jegga AG, Denson LA. Mucosal Inflammatory and Wound Healing Gene Programs Reveal Targets for Stricture Behavior in Pediatric Crohn's Disease. *J Crohns Colitis*. 2020.

Bier A, Khasbab R, **Haberman Y**, Braun T, Hadar R, Sosnovski K, Amir A, Leibowitz A, Presenting dysbiosis after consuming a high fructose diet. *Nutrients*. 2020;12(1).

Loberman-Nachum N, Sosnovski K, Di Segni A, Efroni G, Braun T, BenShoshan M, Anafi L, Avivi C, Barshack I, Shouval DS, Denson LA, Amir A, Unger R, Weiss B, **Haberman Y**. Defining the Celiac disease transcriptome using clinical pathology specimens reveals biologic pathways and supports diagnosis. *Sci Rep*. 2019.

Levy-Shraga Y, Shenkar A, Modan-Moses D, Assa A, **Haberman Y**, Shouval D, Guz-Mark A, Lahad A, Weiss B. Longitudinal changes in bone mineral density in children with inflammatory bowel diseases. *Acta Paediatr*. 2019.

Iqbal NT, Syed S, Sadiq K, Khan MN, Iqbal J, Ma JZ, Umrani F, Ahmed S, Maier EA, Denson LA, **Haberman Y**, McNeal MM, Setchell KDR, Zhao X, Qureshi S, Shen L, Moskaluk CA, Liu TC, Yilmaz O, Brown DE, Barratt MJ, Kung VL, Gordon JI, Moore SR, Ali SA. Study of Environmental Enteropathy and Malnutrition (SEEM) in Pakistan: protocols for biopsy based biomarker discovery and validation. *BMC Pediatr*. 2019;19(1):247.

Ben-Horin S, Lahat A, Amitai MM, Klang E, Yablecovitch D, Neuman S, Levhar N, Selinger L, Rozendorn N, Turner D, Chowders Y, Odes S, Schwartz D, Yanai H, Dotan I, Braun T, **Haberman Y**, Kopylov U, Eliakim R; Israeli IBD Research Nucleus (IIRN). Assessment of small bowel mucosal healing by video capsule endoscopy for the prediction of short-term and long-term risk of Crohn's disease flare: a prospective cohort study. *Lancet Gastroenterol Hepatol*. 2019.

Hyams JS, Davis Thomas S, Gotman N, **Haberman Y**, Karns R, Schirmer M, Mo A, Mack DR, Boyle B, Griffiths AM, LeLeiko NS, Sauer CG, Keljo DJ, Markowitz J, Baker SS, Rosh J, Baldassano RN, Patel A, Pfefferkorn M, Otley A, Heyman M, Noe J, Oliva-Hemker M, Rufo PA, Strole J, Ziring D, Guthery SL, Sudel B, Benkov K, Wali P, Moulton D, Evans J, Kappelman MD, Marquis MA, Sylvester FA, Collins MH, Venkateswaran S, Dubinsky M, Tangpricha V, Spada KL, Saul B, Wang J, Serrano J, Hommel K, Marigorta UM, Gibson G, Xavier RJ, Kugathasan S, Walters T, Denson LA. Clinical and biological predictors of response to standardised paediatric colitis therapy (PROTECT): a multicentre inception cohort study. *Lancet*. 2019;393(10182):1708-1720.

Braun T, Di Segni A, BenShoshan M, Neuman S, Levhar N, Bubis M, Picard O, Sosnovski K, Efroni G, Farage Barhom S, Glick Saar E, Lahad A, Weiss B, Yablecovitch D, Lahat A, Eliakim R, Kopylov U, Ben-Horin S, **Haberman Y**. Individualized dynamics in the gut microbiota precede Crohn's disease flares. *Am J Gastroenterol*. 2019.

**Haberman Y**, Karns R, Dexheimer PJ, Schirmer M, Somekh J, Jurickova I, Braun T, Novak E, Bauman L, Collins MH, Mo A, Rosen MJ, Bonkowski E, Gotman N, Marquis A, Nistel M, Rufo PA, Baker SS, Sauer CG, Markowitz J, Pfefferkorn MD, Rosh JR, Boyle BM, Mack DR, Baldassano RN, Shah S, Leleiko NS, Heyman MB, Griffiths AM, Patel AS, Noe JD,

Aronow BJ, Kugathasan S, Walters TD, Gibson G, Thomas SD, Mollen K, Shen-Orr S, Huttenhower C, Xavier RJ, Hyams JS, Denson LA. Ulcerative colitis mucosal transcriptomes reveal mitochondriopathy and personalized mechanisms underlying disease severity and treatment response. *Nat Commun.* 2019;10(1):38.

**Haberman Y**, Schirmer M, Dexheimer PJ, Karns R, Braun T, Kim MO, Walters TD, Baldassano RN, Noe JD, Rosh J, Markowitz J, Crandall WV, Mack DR, Griffiths AM, Heyman MB, Baker SS, Kellermayer R, Moulton D, Patel AS, Gulati AS, Steiner SJ, LeLeiko N, Otley A, Oliva-Hemker M, Ziring D, Kirschner BS, Keljo DJ, Guthery SL, Cohen SA, Snapper S, Evans J, Dubinsky M, Aronow B, Hyams JS, Kugathasan S, Huttenhower C, Xavier RJ, Denson LA. Age-of-diagnosis dependent ileal immune intensification and reduced alpha-defensin in older versus younger pediatric Crohn Disease patients despite already established dysbiosis. *Mucosal Immunol.* 2019;12(2):491-502.

Werner L, Nunberg MY, Rechavi E, Lev A, Braun T, **Haberman Y**, Lahad A, Shteyer E, Schvimer M, Somech R, Weiss B, Lee YN, Shouval DS. Altered T cell receptor beta repertoire patterns in pediatric ulcerative colitis. *Clin Exp Immunol.* 2019 ;196(1):1-11.

Kelly D, Kotliar M, Woo V, Jagannathan S, Whitt J, Moncivaiz J, Aronow BJ, Dubinsky MC, Hyams JS, Markowitz JF, Baldassano RN, Stephens MC, Walters TD, Kugathasan S, **Haberman Y**, Sundaram N, Rosen MJ, Helmrath M, Karns R, Barski A, Denson LA, Alenghat T. Microbiota-sensitive epigenetic signature predicts inflammation in Crohn's disease. *JCI Insight.* 2018;3(18).

Denson LA, Jurickova I, Karns R, Shaw KA, Cutler DJ, Okou D, Alexander Valencia C, Dodd A, Mondal K, Aronow BJ, **Haberman Y**, Linn A, Price A, Bezold R, Lake K, Jackson K, Walters TD, Griffiths A, Baldassano RN, Noe JD, Hyams JS, Crandall WV, Kirschner BS, Heyman MB, Snapper S, Guthery SL, Dubinsky MC, Leleiko NS, Otley AR, Xavier RJ, Stevens C, Daly MJ, Zwick ME, Kugathasan S. Genetic and transcriptomic variation linked to neutrophil granulocyte-macrophage colony-stimulating factor signaling in pediatric Crohn's disease. *Inflamm Bowel Dis.* 2019.

Bier A, Braun T, Khasbab R, Di Segni A, Grossman E, **Haberman Y**, Leibowitz A. A High Salt Diet Modulates the Gut Microbiota and Short Chain Fatty Acids Production in a Salt-Sensitive Hypertension Rat Model. *Nutrients.* 2018 Aug 23;10(9). pii: E1154. doi: 10.3390/nu10091154. PMID: 30142973.

Ungar B, Glidai Y, Yavzori M, Picard O, Fudim E, Lahad A, **Haberman Y**, Shouval DS, Weintraub I, Eliakim R, Ben-Horin S, Weiss B. Association Between infliximab drug and antibody levels and therapy outcome in pediatric inflammatory bowel diseases. *J Pediatr Gastroenterol Nutr.* 2018.

Whitt J, Woo V, Lee P, Moncivaiz J, **Haberman Y**, Denson L, Tso P, Alenghat T. Disruption of epithelial HDAC3 in intestine prevents diet-induced obesity in mice. *Gastroenterology.* 2018. pii: S0016-5085(18)30478-5.

Di Segni A, Braun T, BenShoshan M, Farage Barhom S, Glick Saar E, Cesarkas K, Squires JE, Keller N, **Haberman Y**. Guided Protocol for Fecal Microbial Characterization by 16S rRNA-Amplicon Sequencing. *J Vis Exp.* 2018;(133).

Shaw KA, Cutler DJ, Okou D, Dodd A, Aronow BJ, **Haberman Y**, Stevens C, Walters TD, Griffiths A, Baldassano RN, Noe JD, Hyams JS, Crandall WV, Kirschner BS, Heyman MB, Snapper S, Guthery S, Dubinsky MC, Shapiro JM, Otley AR, Daly M, Denson LA, Kugathasan S, Zwick ME. Genetic variants and pathways implicated in a pediatric inflammatory bowel disease cohort. *Genes Immun.* 2018.

**Haberman Y**, BenShoshan M, Di Segni A, Dexheimer PJ, Braun T, Weiss B, Walters TD, Baldassano RN, Noe JD, Markowitz J, Rosh J, Heyman MB, Griffiths AM, Crandall WV, Mack DR, Baker SS, Kellermayer R, Patel A, Otley A, Steiner SJ, Gulati AS, Guthery SL, LeLeiko N, Moulton D, Kirschner BS, Snapper S, Avivi C, Barshack I, Oliva-Hemker M, Cohen SA, Keljo DJ, Ziring D, Anikster Y, Aronow B, Hyams JS, Kugathasan S, Denson LA. Long ncRNA landscape in the ileum of treatment-naive early-onset Crohn disease. *Inflamm Bowel Dis.* 2018;24(2):346-360.

Vardi I, Barel O, Sperber M, Schvimer M, Nunberg M, Field M, Ouahed J, Marek-Yagel D, Werner L, **Haberman Y**, Lahad A, Anikster Y, Rechavi G, Barshack I, McElwee JJ, Maranville J, Somech R, Snapper SB, Weiss B, Shouval DS. Genetic and structural analysis of a SKIV2L mutation causing Tricho-hepato-enteric syndrome. *Dig Dis Sci.* 2018.

Denson LA, Jurickova I, Karns R, Shaw KA, Cutler DJ, Okou D, Dodd A, Quinn K, Mondal K, Aronow BJ, **Haberman Y**, Linn A, Price A, Bezold R, Lake K, Jackson K, Walters TD, Griffiths A, Baldassano RN, Noe JD, Hyams JS, Crandall WV, Kirschner BS, Heyman MB, Snapper S, Guthery SL, Dubinsky MC, Leleiko NS, Otley AR, Xavier RJ, Stevens C, Daly MJ, Zwick ME, Kugathasan S. Clinical and genomic correlates of neutrophil reactive oxygen species

production in pediatric patients with Crohn's disease. *Gastroenterology*. 2018. pii: S0016-5085(18)30210-5.

Nunberg MY, Werner L, Kopylov U, **Haberman Y**, Lahad A, Weiss B, Shouval DS. Impaired IL-10 receptor mediated suppression in monocyte from patients with Crohn's disease. *J Pediatr Gastroenterol Nutr*. 2018.

Dionisi-Vici C, Shteyer E, Niceta M, Rizzo C, Pode-Shakked B, Chillemi G, Bruselles A, Semeraro M, Barel O, Eyal E, Kol N, **Haberman Y**, Lahad A, Diomedi-Camassei F, Marek-Yagel D, Rechavi G, Tartaglia M, Anikster Y. Expanding the molecular diversity and phenotypic spectrum of glycerol 3-phosphate dehydrogenase 1 deficiency. *J Inherit Metab Dis*. 2016 Jul 1. [Epub ahead of print].

Moshkovits I, Reichman H, Karo-Atar D, Rozenberg P, Zigmond E, **Haberman Y**, Ben Baruch-Morgenstern N, Lampinen M, Carlson M, Itan M, Denson LA, Varol C, Munitz A. A key requirement for CD300f in innate immune responses of eosinophils in colitis. *Mucosal Immunol*. 2016. doi: 10.1038/mi.2016.37

Stephen J\*, Vilboux T\*, **Haberman Y\***, Pri-Chen H, Pode-Shakked B, Marek-Yagel D, Barel O, Di Segni A, Eyal E, Hout-Siloni G, Lahad A, Shalem T, Rechavi G, Malicdan MCV, Weiss B, Gahl WA, and Anikster Y. Congenital Protein Losing Enteropathy:

An inborn error of lipid metabolism due to *DGAT1* mutations. *Eur J Hum Genet*. 2016;24:1268-73. **\*Equal contribution.**

### Book chapters and Reviews

Rothenberg ME, Collins M, **Haberman Ziv Y**. Chapter 11: Eosinophilic esophagitis. *Yamada's Atlas of Gastroenterology*. March 2016, Wiley-Blackwell.

**Haberman Y**. Tissue-based gene expression as potential biomarkers for IBD course. *Inflamm Bowel Dis*. 2020.

### Grants

2019-2022 Microbial-environmental causes of Crohn's disease in China & Israel. The Helmsley Charitable Trust. Haberman/BenHorin (co-PI)

2019-2022 The association between gut and oral microbiota and retinitis pigmentosa phenotype. Israel Technology Institute. Rotenstreich/Haberman (co-PI)

2018-2024 cUre CD; Function of long non-coding RNA in Crohn Disease Ulcer Pathogenesis. ERC Starting Grant. Haberman (PI)



## Dr. Nitsan Maharshak, M.D.

The Research Center for Digestive Tract & Liver Diseases; Department of Gastroenterology and Liver Diseases; Tel Aviv Medical Center Faculty of Medicine



nitsanm@tlvmc.gov.il

# Investigating the Microbiome-Human Interactions

### Positions

Associate Professor, Faculty of Medicine

Head of Inflammatory Bowel Disease Unit and Bacteriotherapy Clinic

Deputy Chief, Department of Gastroenterology and Liver Diseases, Tel-Aviv Sourasky Medical Center

### Research

We study the role of enteric bacteria in inflammatory and metabolic related disease conditions in humans and in-vitro. Specifically, we study how bacterial proteases impact the epithelial barrier function and how enteric microbial alterations are related to diseases. Clinically, we study the implication of fecal microbial transplantation in disease conditions.

### Publications

Cohen NA, Livovsky DM, Yaakovovitch S, Ben Yehoyada M, Ben Ami R, Adler A, Guzner-Gur H, Goldin E, Santo ME, Halpern Z, Paz K, **Maharshak N**. Fecal microbiota transplantation for recurrent *Clostridium difficile* infection is highly effective- a

retrospective study from two Israeli tertiary centers. IMAJ. 2016

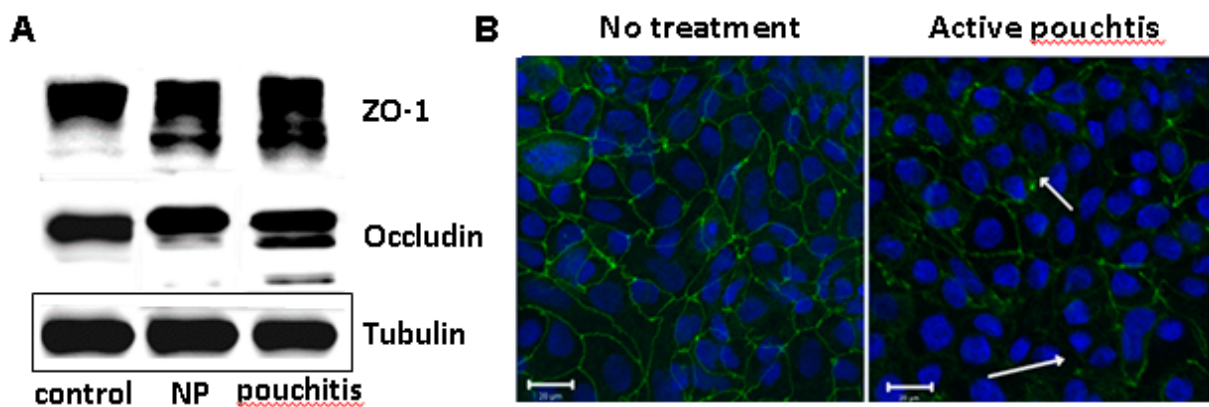
Hod K, Ringel-KulkanT, Martin CF, **Maharshak N**, Ringel Y. High Sensitive C-Reactive Protein as a Marker for Inflammation in Irritable Bowel Syndrome. J Crohns Colitis. 2016. 50(3):227-32.

**Maharshak N**, Cohen NA, Reshef L, Tulchinsky H, Gophna U, Dotan I. Alterations of Enteric Microbiota in Patients with a Normal Ileal Pouch Are Predictive of Pouchitis. J Crohns Colitis. 2016; pii: jiw157.

**Maharshak N**, Cohen NA, Reshef L, Tulchinsky H, Gophna U, Dotan I. Enteric microbiota alterations in patients with a normal ileal pouch are predictive of pouchitis. JCC 2017. 11(3):314-320

Chen L, Wilson JE, Montgomery SA, Packey CD, Chou WC, **Maharshak N**, Plevy SE, Young VB, Sartor RB, Ting JPY. NLRP12 Attenuates Colon Inflammation by Maintaining Colonic Commensal Symbiosis and the Expansion of Lachnospiraceae Strains. Nat Immun 2017. 18(5):541-551.

Kopylov U, Ron Y, Avni-Biron I, Koslovsky B, Waterman M, Daher S, Ungar S, Yanai H, **Maharshak N**, Ben-Bassat O, Lichtenstein L, Bar Gil Shitrit A, Israeli E,



Fecal supernatants from pouchitis patients have increased proteolytic activity, disrupt epithelial tight junctions and increase epithelial permeability. Fecal supernatants isolated from pouchitis patients compared to healthy controls and normal pouch (NP) patients caused: **(A)** disruption of tight junction proteins (ZO-1, occludin) as assessed by Western blot. **(B)** Decrease ZO-1 immunofluorescence (white arrows) of Caco-2 cells monolayers. Alexa anti mouse 488 was used as the secondary antibody (green). Nuclei were counterstained with DAPI and are shown in blue.

- Shwartz D, Zittan E, Eliakim R, Chowers Y, Ben-Horin S, Dotan I. Efficacy and safety of vedolizumab for induction of remission in inflammatory bowel disease—the Israeli real world experience. *IBD Journal* 2017. 23(3):404-408.
- Hod K, Sperber AD, MSPH, Ron Y, Boaz M, Dickman R, Berliner S, Halpern Z, **Maharshak N**, Dekel R. A Double-Blind, Placebo-Controlled Study to Assess the Effect of the Probiotic Mixture Bio-25 on Symptoms and High-Sensitivity CRP (hs-CRP) in Women with Diarrhea-Predominant IBS. *Neurogastroenterol* 2017. 29(7). **Maharshak N** and Dekel R contributed equally
- Iny O, Yanai H, Matalon S, Santo EM, Shibolet O, Dotan I, **Maharshak N**. Crohn's disease behavior and location is altered when associated with primary sclerosing cholangitis. *Isr Med Assoc J* 2016.
- Friedman-Korn T, Livovsky DM, **Maharshak N**, Cohen NA, Paz K, Goldin E, Bar-Gil Shitrit A, Koslowsky B. Fecal transplantation for treatment of Clostridium difficile colitis in elderly and debilitated patients. *Dig Dis Sci* 2017
- Cohen NA, Miller T, Na'aminh W, Hod K, Adler A, Cohen D, Guzner-Gur H, Santo E, Halpern Z, Carmeli Y, **Maharshak N**. Clostridium difficile fecal toxin level is associated with disease severity and prognosis. *UEG* 2017
- Thurm T, Ablin JN, Buskila D, **Maharshak N**. Fecal Microbiota Transplantation for Fibromyalgia: A case report and review of the literature. *OJG*. 2017
- Cohen NA, **Maharshak N**. Novel Indications for Fecal Microbial Transplantation: Update and Review of the Literature. *Digestive Disease and Sciences*. 2017. 62(5):1131-1145.
- Mouhadeb O, Ben Shlomo S, Cohen K, Farkash I, Gruber S, **Maharshak N**, Halpern Z, Burstein E, Gluck N, Varol C. Impaired COMMD10-mediated regulation of Ly6Chi monocyte-driven inflammation disrupts gut barrier function. *Front Immunol*. 2018;9:2623.
- Shapira S, Leshno A, Katz D, **Maharshak N**, Hevroni G, Jean-David M, Kraus S, Galazan L, Aroch I, Kazanov D, Hallack A, Becker S, Umanski M, Moshkowitz M, Dotan I, Arber N. Of mice and men: a novel dietary supplement for the treatment of ulcerative colitis. *Therap Adv Gastroenterol*. 2018;11:1756283X17741864.
- Friedman-Korn T, Livovsky DM, **Maharshak N**, Cohen NA, Paz K, Bar-Gil Shitrit A, Goldin E, Koslowsky B. Fecal Transplantation for Treatment of Clostridium Difficile Infection in Elderly and Debilitated Patients. *Dig Dis Sci*. 2018;63(1):198-203.
- Iny O, Yanai H, Matalon S, Santo E, Shibolet O, Dotan I, **Maharshak N**. Crohn's Disease behavior and location is altered when associated with Primary Sclerosing Cholangitis. *Isr Med Assoc J*. 2018;20(1):25-9.
- Maharshak N**, Barzilay I, Zinger H, Hod K, Dotan I. Clostridium difficile infection in hospitalized patients with inflammatory bowel disease: Prevalence, risk factors, and prognosis. *Medicine (Baltimore)*. 2018;97(5):e9772.
- Cohen NA, Miller T, Na'aminh W, Hod K, Adler A, Cohen D, Guzner-Gur H, Santo E, Halpern Z, Carmeli Y, **Maharshak N**. Clostridium difficile fecal toxin level is associated with disease severity and prognosis. *United European Gastroenterol J*. 2018;6(5):773-80.
- Maharshak N**, Ringel Y, Katibian D, Lundqvist A, Sartor RB, Carroll IM, Ringel-Kulka T. Fecal and Mucosa-Associated Intestinal Microbiota in Patients with Diarrhea-Predominant Irritable Bowel Syndrome. *Dig Dis Sci*. 2018;63(7):1890-9.
- Suez J, Zmora N, Zilberman-Schapira G, Mor U, Dori-Bachash M, Bashiardes S, Zur M, Regev-Lehavi D, Ben-Zeev Brik R, Federici S, Horn M, Cohen Y, Moor AE, Zeevi D, Korem T, Kotler E, Harmelin A, Itzkovitz S, **Maharshak N**, Shibolet O, Pevsner-Fischer M, Shapiro H, Sharon I, Halpern Z, Segal E, Elinav E. Post-antibiotic gut mucosal microbiome reconstitution is impaired by probiotics and improved by autologous FMT. *Cell*. 2018;174(6):1406-1423.e16.
- Zmora N, Zilberman-Schapira G, Suez J, Mor U, Dori-Bachash M, Bashiardes S, Kotler E, Zur M, Regev-Lehavi D, Brik RB-Z, Federici S, Cohen Y, Linevsky R, Rothschild D, Moor AE, Ben-Moshe S, Harmelin A, Itzkovitz S, **Maharshak N**, Shibolet O, Shapiro H, Pevsner-Fischer M, Sharon I, Halpern Z, Segal E, Elinav E. Personalized gut mucosal colonization resistance to empiric probiotics is associated with unique host and microbiome features. *Cell*. 2018;174(6):1388-1405.e21.
- Kopylov U, Verstockt B, Biedermann L, Sebastian S, Pugliese D, Sonnenberg E, Steinhagen P, Arebi N, Ron Y, Kucharzik T, Roblin X, Ungar B, Shitrit AB-G, Ardizzone S, Molander P, Coletta M, Peyrin-Biroulet L, Bossuyt P, Avni-Biron I, Tsoukali E, Allocca M, Katsanos K, Raine T, Sipponen T, Fiorino G, Ben-Horin S, Eliakim R, Armuzzi A, Siegmund B, Baumgart DC, Kamperidis N, **Maharshak N**, Maaser C, Mantzaris G, Yanai H, Christodoulou DK, Dotan I, Ferrante M. Effectiveness and safety of Vedolizumab in anti-TNF-naïve patients with inflammatory bowel disease—A multicenter retrospective European study. *Inflamm Bowel Dis*. 2018;24(11):2442-51.



Hod K, Dekel R, Cohen NA, Sperber A, Ron Y, Boaz M, Berliner S, **Maharshak N**. The effect of a multispecies probiotic on microbiota composition in a clinical trial of patients with diarrhea-predominant irritable bowel syndrome. *Neurogastroenterol Motil*. 2018;30(12):e13456.

Hod K, Sperber AD, **Maharshak N**, Ron Y, Shapira I, David Z, Rogowski O, Berliner S, Shenhar-Tsarfaty S, Dekel R. Serum cholinesterase activity is elevated in female diarrhea-predominant irritable bowel syndrome patients compared to matched controls. *Neurogastroenterol Motil*. 2018;30(12):e13464.

Greenberg SA, Youngster I, Cohen NA, Livovsky DM, Strahilevitz J, Israeli E, Melzer E, Paz K, Fliss-Isakov N, **Maharshak N**. Five years of fecal microbiota transplantation – an update of the Israeli experience. *World J Gastroenterol*. 2018;24(47):5403-14.

Kopylov U, Avni-Biron I, Ron Y, Koslowsky B, Waterman M, Daher S, Ungar B, Schwartz D, Zittan E, Openheim M, Yanai H, Maharshak N, Bar Gil Shitrit A, Naftali T, Eliakim R, Chowers Y, Ben-Horin S, Dotan I. Effectiveness and safety of vedolizumab for maintenance treatment in inflammatory bowel disease-The Israeli real world experience. *Dig Liver Dis*. 2019;51(1):68-74.

Huttner BD, de Lastours V, Wassenberg M, **Maharshak N**, Mauris A, Galperine T, Zanichelli V, Kapel N, Bellanger A, Olearo F, Duval X, Armand-Lefevre L, Carmeli Y, Bonten M, Fantin B, Harbarth S; R-Gnosis WP3 study group. A 5-day course of oral antibiotics followed by faecal transplantation to eradicate carriage of multidrug-resistant Enterobacteriaceae: a randomized clinical trial. *Clin Microbiol Infect*. 2019; 25(7):830-8.

Godny L\*, **Maharshak N\***, Reshef L, Goren I, Yahav L, Fliss-Isakov N, Gophna U, Tulchinsky H, Dotan I. \*Equal Contribution. Fruit consumption is associated with alterations in microbial composition and lower rates of pouchitis. *J Crohns Colitis*. 2019;13(10):1265-72.

Shapiro J, Cohen NA, Shalev V, Uzan A, Koren O, **Maharshak N**. Psoriatic patients have a distinct structural and functional fecal microbiota compared with controls. *J Dermatol* 2019;46(7):595-603. Hoffman S, Aviv Cohen N, Carroll IM, Tulchinsky H, Borovok I, Dotan I, Maharshak N. Faecal Proteases from pouchitis patients activate protease activating receptor-2 to disrupt the epithelial barrier. *J Crohn's Colitis* 2019;13(12):1558-68.

Winder O, Fliss-Isakov N, Winder G, Scapa EF, Yanai H, Barnes S, Dekel R. Dotan, **Maharshak N**. Clinical outcomes of endoscopic balloon dilatation of

intestinal strictures in patients with Crohn's disease. *Medicine (Baltimore)*. 2019;98(35):e16864.

Ellermann M, Gharaibeh RZ, Maharshak N, Pérez-Chanona E, Jobin C, Carroll IM, Arthur JC, Plevy SE, Fodor AA, Brouwer CR, Sartor RB. Dietary iron variably modulates assembly of the intestinal microbiota in colitis-resistant and colitis-susceptible mice. *Gut Microbes*. 2020;11(1):32-50.

Bar-Gil Shitrit A, Ben Ya'acov A, Siterman M, Waterman M, Hirsh A, Schwartz, D, Zittan E, Adler Y, Koslowsky B, Avni-Biron I, Chowers Y, Ron Y, Israeli E, Ungar B, Yanai H, **Maharshak N**, Ben-Horin S, Eliakim R, Dotan I, Goldin E, Kopylov U. Effectiveness and safety of ustekinumab for induction of remission in patients with Crohn's disease- A multi-center Israeli study. *United Eur Gastroenterology J* 2020.

Sarbagili-Shabat C, Zelber-Sagi S, Fliss Isakov N, Ron Y, Hirsch A, **Maharshak N**. Development and validation of Processed Foods Questionnaire (PFQ) in adult inflammatory bowel diseases patients. *Eur J Clin Nut*. 2020

Hod K, Melamed S, Dekel R, **Maharshak N**, Sperber AD. Burnout, but not job strain, is associated with irritable bowel syndrome in working adults. *J Psychosomatic Res*. 2020.

Bar-Yoseph H, Carasso S, Shklar S, Korytny A, Even Dar R, Daud H, Nassar R, **Maharshak N**, Hussein K, Geffen Y, Koren O, Chowers Y, Geva-Zatorsky N, Paul M. Oral capsulized Fecal microbiota transplantation for eradication of carbapenemase-producing Enterobacteriaceae colonization with a metagenomic perspective. *Clin Infect Dis*. 2020.

## Grants

2017-2020 Fecal transplantation using a novel conditioning method for donor and recipient in moderate to severe treatment refractory ulcerative colitis. European Crohn's and Colitis Organization

2018-2020 The efficacy of non-absorbable antibiotics followed by fecal microbiota transplantation for eradication of carbapenem-resistant enterobacteriaceae colonization. Israel Ministry of Science and Technology

2018- 2020 Fecal Microbial Transplantation for the Optimization of Vedolizumab Treatment in Patients with Crohn's Disease. Takeda Ltd.



## Prof. Raanan Shamir, M.D.

Gastroenterology, Nutrition and Liver Disease  
Schneider Children's Medical Center of Israel  
Faculty of Medicine



shamirraanan@gmail.com



## Dr. Orith Waisbourd-Zinman, M.D.

Gastroenterology, Nutrition and Liver Disease  
Schneider Children's Medical Center of Israel  
Faculty of Medicine



oritwz@gmail.com

# Studying Biliary Atresia Pathogenesis

### Positions

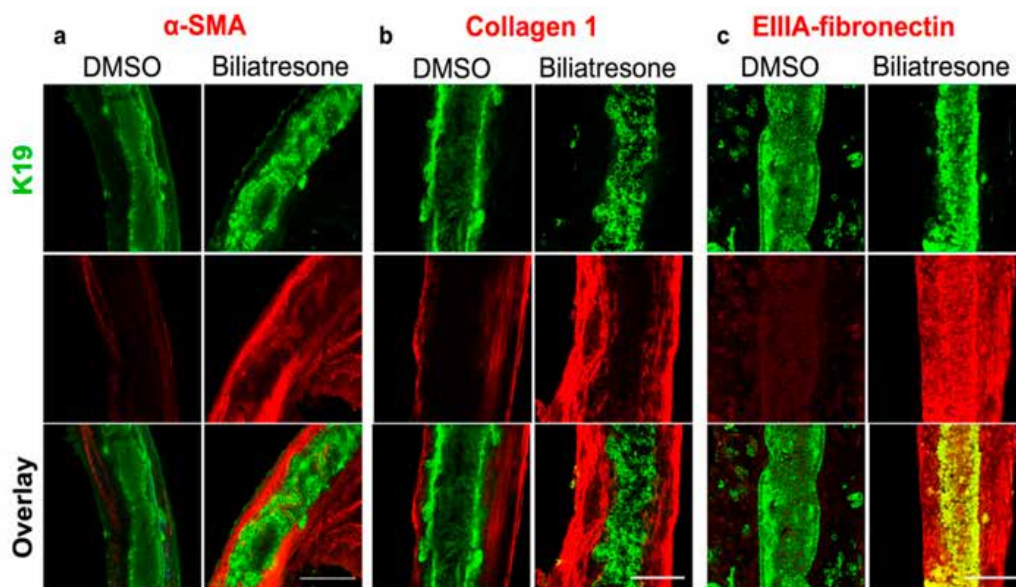
Shamir – Professor of Pediatrics, Faculty of Medicine

Waisbourd-Zinman – Attending Physician, Schneider Children's Medical Center of Israel

### Research

Biliary atresia (BA) is a fibro-obliterative disease of the extrahepatic bile ducts affecting newborns, and is the leading indication for pediatric liver transplant. The etiology remains unknown and there is no

effective treatment. We identified an isoflavonoid toxin, biliatresone, that causes BA outbreaks in Australian livestock and we showed that it causes lumen obstruction of neonatal mouse bile duct (NBD) explants. This is a novel tool for the study of BA and allows us to study the primary event in the disease, providing new potential for identifying therapeutic interventions. We found that biliatresone acts by inducing a rapid and transient decrease in reduced glutathione (GSH) and a decrease in SOX17 in cholangiocytes and that cholangiocyte injury can



**Figure: Biliatresone induces ductal fibrosis.** Neonatal mouse bile duct explants were incubated with DMSO or biliatresone for 24 h and stained for the cholangiocyte marker K19 (green) or the myofibroblast marker smooth muscle actin (SMA) or collagen I or the EIIIA splice variant of fibronectin (all red). Scale bars 100  $\mu$ m.

be mimicked using DL-buthionine sulfoximine (BSO) to reduce GSH or by knocking down *Sox17*. NBD cultured *ex vivo* and treated with either biliary atresia or BSO showed disruption of the cholangiocyte monolayer, lumen obstruction, and subepithelial myofibroblast differentiation and fibrosis. Both obstruction and fibrosis could be prevented using GSH-protective agents, and were reversible with biliary atresia wash out. In this proposal, we aim to define mechanistically the relationship between biliary atresia, decreased GSH and downstream signaling molecules (*Hey2*, *Hes1*, *RhoU*, *DAAM1* and other WNT signaling pathway genes) in the disruption of cholangiocytes and bile duct integrity. We will study the relationship between changes in cellular tubulin, loss of apical polarity, epithelial permeability and fibrosis and mechanism of repair of cholangiocyte damage and fibrosis. Understanding potential mechanisms of initial injury in BA may lead to new treatments.

### Publications

**Waisbourd-Zinman O**, Koh H, Tsai S, Lavrut PM, Dang C, Zhao X, Pack M, Cave J, Hawes M, Koo KA, Porter JR, Wells RG. Biliary atresia, a toxin causing biliary atresia-like disease, acts via decreased glutathione and SOX17. *Hepatology* 2016; 64:880-93.

Zhao X, Lorent K, Wilkins B, Marchione D, Gillespie K, **Waisbourd-Zinman O**, So J, Koo KA, Shin D, Porter J, Wells RG, Blair I, Pack M. Glutathione Antioxidant Pathway Activity and Reserve Determine Toxicity and Specificity of the Biliary Toxin Biliary atresia in Zebrafish. *Hepatology* 2016; 64:880-93.

**Waisbourd-Zinman O**, Mamula P, Piccoli DA. Chromosome 10q23 Deletion syndrome: An Overlap of Bannayan-Riley-Ruvalcaba Syndrome and Juvenile Polyposis Syndrome. *J Paediatr Child Health* 2016;52:852.

**Waisbourd-Zinman O**, Surrey LF, Schwartz AE, Russo PA, Wen J. A novel BSEP mutation causes a mild form of progressive familial cholestasis type 2. *Annals of Hepatology*.

Agostoni C, Moreno L, **Shamir R**. Palmitic acid and health: introduction. *Crit Rev Food Sci Nutr* 2016;56:1941-2.

Vandenplas Y, Alarcon P, Fleischer D, Hernell O, Kolacek S, Laignelet H, Lönnerdal B, Raman R, Rigo J, Salvatore S, **Shamir R**, Staiano A, Szajewska H, Van Goudoever J, von Berg A, Lee WS. Should partial hydrolysates be used as starter infant formula? A working group consensus. *J Pediatr Gastroenterol Nutr* 2016;62:22-35.

Assa A, Avni I, Ben-Bassat O, Niv Y, **Shamir R**. Practice variations in the management of inflammatory bowel disease between pediatric and adult gastroenterologists. *J Pediatr Gastroenterol Nutr* 2016;62:372-7.

Szajewska H, Canani RB, Guarino A, Hojsak I, Indrio F, Kolacek S, Orel R, **Shamir R**, Vandenplas Y, van Goudoever JB, Weizman Z; ESPGHAN Working Group for Probiotics Prebiotics. Probiotics for the prevention of antibiotic-associated diarrhea in children. *J Pediatr Gastroenterol Nutr* 2016;62:495-506.

Hartman C, **Shamir R**. Nutrition and growth in chronic disease. *World Rev Nutr Diet* 2016;114:84-102.

Szajewska H, **Shamir R**, Mearin ML, Koninckx CR, Catassi C, Domellöf M, Fewtrell MS, Husby S, Papadopoulou A, Vandenplas Y, Castillejo G, Kolacek S, Koletzko S, Korponay-Szabó IR, Lionetti E, Polanco I, Troncone R. Gluten introduction and the risk of coeliac disease. A position paper by the European Society for Paediatric Gastroenterology, Hepatology & Nutrition. *J Pediatr Gastroenterol Nutr* 2016; 62:507-13.

Karas J, Ashkenazi S, Guarino A, Lo Vecchio A, **Shamir R**, Vandenplas Y, Szajewska H; Consensus Group on Outcome Measures Made in Paediatric Enteral Nutrition Clinical Trials (COMMENT). Developing a core outcome measurement set for clinical trials in acute diarrhoea. *Acta Paediatr* 2016;105:e176-80.

Rinawi F, Rosenbach Y, Assa A, **Shamir R**. Ustekinumab for resistant pediatric Crohn's disease. *J Pediatr Gastroenterol Nutr* 2016;62:e34-5.

Eales J, Lenoir-Wijnkoop I, King S, Wood H, Kok FJ, **Shamir R**, Prentice A, Edwards M, Glanville J, Atkinson RL. Is consuming yoghurt associated with weight management outcomes? Results from a systematic review. *Int J Obes* 2016; 40(5):731-46.

Vandenplas Y, Benninga M, Broekaert I, Falconer J, Gottrand F, Guarino A, Lifschitz C, Lionetti P, Orel R, Papadopoulou A, Ribes-Koninckx C, Ruemmele FM, Salvatore S, **Shamir R**, Schäppi M, Staiano A, Szajewska H, Thapar N, Wilschanski M. Functional gastro-intestinal disorder algorithms focus on early recognition, parental reassurance and nutritional strategies. *Acta Paediatr* 2016;105:244-52.

Rub G, Marderfeld L, Poraz I, Hartman C, Amsel S, Rosenbaum I, Pergamentzev-Karpol S, Monsonego-Ornan E, **Shamir R**. Validation of a nutritional screening tool for ambulatory use in pediatrics. *J Pediatr Gastroenterol Nutr* 2016;62:771-5.

- Koletzko B, **Shamir R**. Infant formula: Does one size fit all? *Curr Opin Clin Nutr Metab Care* 2016;19:205-7.
- Chourdakis M, Hecht C, Gerasimidis K, Joosten KFM, Karagiozoglou-Lampoudi T, Koetse HA, Ksiazyk J, Lazea C, **Shamir R**, Szajewska H, Koletzko B, Hulst JM. Malnutrition risk in hospitalized children: Use of three screening tools in a large European population. *Am J Clin Nutr* 2016;103:1301-10.
- Lo Vecchio A, Vandenplas Y, Benninga M, Broekaert I, Falconer J, Gottrand F, Lifschitz C, Lionetti P, Orel R, Papadopoulou A, Ribes-Koninckx C, Salvatore S, **Shamir R**, Schäppi M, Staiano A, Szajewska H, Thapar N, Wilschanski M, Guarino A. An international consensus report on a new algorithm for the management of infant diarrhoea. *Acta Paediatr* 2016;105:e384-9.
- Ashkenazi-Hoffnung L, Mozer-Glassberg Y, Bilavsky E, Yassin R, **Shamir R**, Amir J. Children post liver transplantation hospitalized with fever are at a high risk for bacterial infections. *Transpl Infect Dis* 2016;18:333-40.
- Ludvigsson JF, Agreus L, Ciacci C, Crowe SE, Geller MG, Green PHR, Hill I, Hungin AP, Koletzko S, Koltai T, Lundin KEA, Mearin ML, Murray JA, Reilly N, Walker MM, Sanders DS, **Shamir R**, Troncone R, Husby S. Guidelines: Transition from childhood to adulthood in coeliac disease: The Prague consensus report. *Gut* 2016;65:1242-51.
- Masarwi M, Gaber Y, Dolkart O, Brosh T, **Shamir R**, Phillip M, Gat-Yablonski, G. Skeletal effect of casein and whey protein intake during catch-up growth in young male Sprague-Dawley rats. *Br J Nutr* 2016;116:59-69.
- Shamir R**. The benefits of breast feeding, Nestle Nutr Inst Workshop Ser 2016;86:67-76.
- Hartman C, Marderfeld L, Davidson K, Mozer-Glassberg Y, Poraz I, Silbermintz A, Zevit N, **Shamir R**. Food intake adequacy in children and adolescents with inflammatory bowel disease. *J Pediatr Gastroenterol Nutr* 2016;63:437-44.
- Pieścik-Lech M, Chmielewska A, **Shamir R**, Szajewska H. Systematic review: Early infant feeding and the risk of type 1 diabetes. *J Pediatr Gastroenterol Nutr* 2016.
- Rinawi F, Assa A, Hartman C, Mozer Glassberg Y, Nachmias Friedler V, Rosenbach Y, Silbermintz A, Zevit N, **Shamir R**. Evolution of disease phenotype in pediatric-onset Crohn's disease after more than 10 years follow up-Cohort study. *Dig Liver Dis* 2016.
- Caubet JC, Szajewska H, **Shamir R**, Nowak-Węgrzyn A. Non IgE-mediated Gastrointestinal Food Allergies in children. *Pediatr Allergy Immunol* 2016.
- Assa A, Frenkel-Nir Y, Leibovici-Weissman Y, Tzur D, Afek A, Katz LH, Levi Z, **Shamir R**. Anthropometric measures and prevalence trends in adolescents with coeliac disease: a population based study. *Arch Dis Child* 2016.
- Yackobovitch-Gavan M, Lebenthal Y, Lazar L, Shalitin S, Demol S, Tenenbaum A, **Shamir R**, Phillip M. Effect of Nutritional Supplementation on Growth in Short and Lean Prepubertal Children after 1 Year of Intervention. *J Pediatr* 2016;179:154-9.
- Rinawi F, Assa A, Hartman C, Mozer Glassberg Y, Friedler VN, Rosenbach Y, Silbermintz A, Zevit N, **Shamir R**. Incidence of Bowel Surgery and Associated Risk Factors in Pediatric-Onset Crohn's Disease. *Inflamm Bowel Dis* 2016;22:2917-23.
- Assa A, Frenkel-Nir Y, Tzur D, Katz LH, **Shamir R**. Cardiovascular risk factors in adolescents with celiac disease: a cross sectional population based study. *J Pediatr Gastroenterol Nutr* 2016.
- Caubet JC, Szajewska H, **Shamir R**, Nowak-Węgrzyn A. Non IgE-mediated Gastrointestinal Food Allergies in children. *Pediatr Allergy Immunol* 2017;28:6-17.
- Pieścik-Lech M, Chmielewska A, **Shamir R**, Szajewska H. Systematic review: Early infant feeding and the risk of type 1 diabetes. *J Pediatr Gastroenterol Nutr* 2017;64:454-9.
- Assa A, Frenkel-Nir Y, Leibovici-Weissman Y, Tzur D, Afek A, Katz LH, Levi Z, **Shamir R**. Anthropometric measures and prevalence trends in adolescents with coeliac disease: a population based study. *Arch Dis Child* 2017;102:139-44.
- Morgenstern S, Brook E, Rinawi F, **Shamir R**, Assa A. Tissue and peripheral eosinophilia as predictors for disease outcome in children with ulcerative colitis. *Dig Liver Dis* 2017;49:170-4.
- Elli L, Branchi F, Sidhu R, Guandalini S, Assiri A, Rinawi F, **Shamir R**, Das P, Makharia GK. Small bowel villous atrophy: celiac disease and beyond. *Expert Rev Gastroenterol Hepatol* 2017;11:125-38.
- Forbes A, Escher J, Hébuterne X, Kłęk S, Krznicar Z, Schneider S, **Shamir R**, Stardelova K, Wierdsma N, Wiskin A.E, Bischoff S.C. ESPEN Guideline: Clinical Nutrition in inflammatory bowel disease. *Clin Nutr* 2017;36:321-47.
- Matar M, Rinawi F, **Shamir R**, Assa A. Hypergammaglobulinemia is a marker of extraintestinal

- manifestations in pediatric inflammatory bowel disease. *Turk J Gastroenterol* 2017;28:131-4.
- Rinawi F, Assa A, Eliakim R, Mozer-Glassberg Y, Nachmias Friedler V, Niv Y, Rosenbach Y, Silbermintz A, Zevit N, **Shamir R**. The natural history of pediatric-onset IBD-unclassified and prediction of Crohn's disease reclassification: a 27-year study. *Scand J Gastroenterol* 2017;52:558-63.
- Assa A, Bronsky J, Kolho KL, Zarubova K, de Meij T, Ledder O, Sladek M, van Biervliet S, Strisciunglio C, **Shamir R**. Anti-TNF $\alpha$  Treatment After Surgical Resection for Crohn's Disease Is Effective Despite Previous Pharmacodynamic Failure. *Inflamm Bowel Dis* 2017;23:791-7.
- Crespo-Escobar P, Mearin ML, Hervás D, Auricchio R, Castillejo G, Gyimesi J, Martinez-Ojinaga E, Werkstetter K, Vriezinger SL, Korponay-Szabo IR, Polanco I, Troncone R, Stoopman E, Kolaček S, **Shamir R**, Szajewska H, Koletzko S, Ribes-Koninckx C. The role of gluten consumption at an early age in celiac disease development: a further analysis of the prospective PreventCD cohort study. *Am J Clin Nutr* 2017;105:890-6.
- Koletzko B, Goulet O, Jochum F, **Shamir R**. Use of parenteral nutrition in the pediatric ICU: should we panic because of PEPaNIC? *Curr Opin Clin Nutr Metab Care* 2017;20:201-3.
- Kolaček S, Hojsak I, Canani RB, Guarino A, Indrio F, Orel R, Pot B, **Shamir R**, Szajewska H, Vandenplas Y, van Goudoever J, Weizman Z. Commercial probiotic products: A call for improved quality control. A Position Paper by the ESPGHAN Working Group for Probiotics and Prebiotics. *J Pediatr Gastroenterol Nutr* 2017;65:117-24.
- Guz-Mark A, Rinawi F, Egotubov O, Shimon I, **Shamir R**, Assa A. Pediatric-onset inflammatory bowel disease poses risk for low bone mineral density at early adulthood. *Dig Liver Dis* 2017;49:639-42.
- Assa A, Frenkel-Nir Y, Tzur D, Katz LH, **Shamir R**. Cardiovascular Risk Factors in Adolescents With Celiac Disease: A Cross Sectional Population Based Study. *J Pediatr Gastroenterol Nutr* 2017;65:190-4.
- Assa A, Frenkel-Nir Y, Tzur D, Katz LH, **Shamir R**. Large population study shows that adolescents with celiac disease have an increased risk of multiple autoimmune and non-autoimmune comorbidities. *Acta Paediatr* 2017;106:967-72.
- Vandenplas Y, Szajewska H, Benninga M, Di Lorenzo C, Dupont C, Faure C, Miqdadi M, Osatakul S, Ribes-Koninckx C, Saps M, **Shamir R**, Annamaria Staiano A. Development of the Brussels Infant and Toddler Stool Scale ('BITSS'): protocol of the study. *BMJ Open* 2017;29:7.
- Rothschild B, Rinawi F, Herman Y, Nir O, **Shamir R**, Assa A. Prognostic significance of granulomas in children with Crohn's disease. *Scand J Gastroenterol* 2017;52:716-21.
- Grossman Z, Hadjipanayis A, Stiris T, Del Torso S, Mercier JC, Valiulis A, **Shamir R**. Vitamin D in European children-statement from the European Academy of Paediatrics (EAP). *Eur J Pediatr* 2017;176:829-31.
- Scarpato E, Quitadamo P, Roman E, Jojkic-Pavkov D, Kolacek S, Papadopoulou A, Roma E, **Shamir R**, Lev MRB, Lutovac B, Djuricic V, Orel R, Koleilat A, Mneimneh S, Coppola V, Corazziari E, Staiano A. Functional Gastrointestinal Disorders in Children: A Survey on Clinical Approach in the Mediterranean Area. *J Pediatr Gastroenterol Nutr* 2017;64:e142-6.
- Szajewska H, **Shamir R**. Editorial. Nutrition intervention in allergy prevention. *Ann Nutr Metab* 2017;70 Suppl 2:5.
- Rinawi F, Ashkenazi S, Wilschanski M, Somekh E, **Shamir R**. Recommendations for the Diagnosis and Management of Pediatric Acute Gastroenteritis in Israel – Update 2017. *Harefuah* 2017;3:189-93. Hebrew.
- Bar-Maisels M, Gabet Y, **Shamir R**, Hiram-Bab S, Pasmanik-Chor M, Phillip M, Bar-Yoseph F, Gat-Yablonski G. Beta Palmitate Improves Bone Length and Quality during Catch-Up Growth in Young Rats. *Nutrients* 2017;18:9.
- Magni P, Bier DM, Pecorelli S, Agostoni C, Astrup A, Brighenti F, Cook R, Folco E, Fontana L, Gibson RA, Guerra R, Guyatt GH, Ioannidis JP, Jackson AS, Klurfeld DM, Makrides M, Mathioudakis B, Monaco A, Patel CJ, Racagni G, Schünemann HJ, **Shamir R**, Zmora N, Peracino A. Perspective: Improving Nutritional Guidelines for Sustainable Health Policies: Current Status and Perspectives. *Adv Nutr* 2017;8:532-545.
- Assa A, **Shamir R**. Exclusive enteral nutrition for inducing remission in inflammatory bowel disease in paediatric patients. *Curr Opin Clin Nutr Metab Care* 2017;20:384-9.
- Rinawi F, Assa A, Eliakim R, Mozer Glassberg Y, Nachmias Friedler V, Niv Y, Rosenbach Y, Silbermintz A, Zevit N, **Shamir R**. Predictors of pouchitis after ileal pouch-anal anastomosis in pediatric-onset ulcerative colitis. *Eur J Gastroenterol Hepatol* 2017;29:1079-85.
- Rinawi F, Assa A, Bashir H, Peleg S, **Shamir R**. Clinical and Phenotypic Differences in Inflammatory

Bowel Disease Among Arab and Jewish Children in Israel. *Dig Dis Sci* 2017;62:2095-101.

Rzehak P, Oddy WH, Mearin ML, Grote V, Mori TA, Szajewska H, **Shamir R**, Koletzko S, Weber M, Beilin LJ, Huang RC, Koletzko B; WP10 working group of the Early Nutrition Project. Infant feeding and growth trajectory patterns in childhood and body composition in young adulthood. *Am J Clin Nutr* 2017;106:568-80.

Rinawi F, Assa A, Eliakim R, Glassberg YM, Friedler VN, Niv Y, Rosenbach Y, Silbermintz A, Zevit N, **Shamir R**. Risk of Colectomy in Patients with pediatric-onset Ulcerative Colitis. *J Pediatr Gastroenterol Nutr* 2017;65:410-5.

Ari A, Morgenstern S, Chodick G, Matar M, Silbermintz A, Assa A, Mozer-Glassberg Y, Rinawi F, Nachmias-Friedler V, **Shamir R**, Zevit N. Oesophageal eosinophilia in children with coeliac disease. *Arch Dis Child* 2017;102:825-9.

Koletzko S, Auricchio R, Dolinsek J, Gillett P, Korponay-Szabo I, Kurppa K, Mearin L, Mäki M, Popp A, Ribes C, **Shamir R**, Stordal K, Tronccone R, Werkstetter K, Wessels M, Zimmer KP, Husby S. No Need for Routine Endoscopy in Children With Celiac Disease on a Gluten-free diet. *J Pediatr Gastroenterol Nutr* 2017;65:267-9.

Chmielewska A, Pieścik-Lech M, **Shamir R**, Szajewska H. Systematic review: Early infant feeding practices and the risk of wheat allergy. *J Paediatr Child Health* 2017;53:889-96.

Herman Y, Rinawi F, Rothschild B, Nir O, **Shamir R**, Assa A. The Characteristics and Long-term Outcomes of Pediatric Crohn's Disease Patients with Perianal Disease. *Inflamm Bowel Dis* 2017;23:1659-65.

Werkstetter KJ, Korponay-Szabó IR, Popp A, Villanacci V, Salemme M, Heilig G, Lillevang ST, Mearin ML, Ribes-Koninckx C, Thomas A, Tronccone R, Filipiak B, Mäki M, Gyimesi J, Najafi M, Dolinšek J, Dydensborg Sander S, Auricchio R, Papadopoulou A, Vécsei A, Szitanyi P, Donat E, Nenna R, Alliet P, Penagini F, Garnier-Lengliné H, Castillejo G, Kurppa K, **Shamir R**, Hauer AC, Smets F, Corujeira S, van Winckel M, Buderus S, Chong S, Husby S, Koletzko S; ProCeDE study group. Accuracy of Tests for Antibodies Against Tissue-transglutaminase in Diagnosis of Celiac Disease, Without Biopsy. *Gastroenterology* 2017;153:924-35.

Werkstetter KJ, Korponay-Szabó IR, Popp A, Villanacci V, Salemme M, Heilig G, Lillevang ST, Mearin ML, Ribes-Koninckx C, Thomas A, Tronccone R, Filipiak B, Mäki M, Gyimesi J, Najafi M, Dolinšek

J, Dydensborg Sander S, Auricchio R, Papadopoulou A, Vécsei A, Szitanyi P, Donat E, Nenna R, Alliet P, Penagini F, Garnier-Lengliné H, Castillejo G, Kurppa K, **Shamir R**, Hauer AC, Smets F, Corujeira S, van Winckel M, Buderus S, Chong S, Husby S, Koletzko S; ProCeDE study group. Accuracy in Diagnosis of Celiac Disease Without Biopsies in Clinical Practice. *Gastroenterology* 2017; 153:924-35.

Interator H, Lebenthal Y, Hoshen M, Safra I, Balicer R, Leshno M, **Shamir R**. Distinct Lipoprotein Curves in Normal Weight, Overweight and Obese Children and Adolescents. *J Pediatr Gastroenterol Nutr* 2017; 65:673-80.

**Shamir R**. ESPGHAN Distinguished Service Award 2017 to Professor Olivier Goulet. *J Pediatr Gastroenterol Nutr* 2017; 65:487-8.

Nir O, Rinawi F, Amariyo G, Harel L, **Shamir R**, Assa A. Phenotypic Features and Longterm Outcomes of Pediatric Inflammatory Bowel Disease Patients with Arthritis and Arthralgia. *J Rheumatol* 2017; 44:1636-43.

Rinawi F, Zevit N, Eliakim R, Niv Y, **Shamir R**, Assa A. Long-Term Outcomes After Primary Bowel Resection in Pediatric-Onset Crohn's Disease. *Inflamm Bowel Dis* 2017; 24:149-58.

Masarwi M, Isaac Solnik H, Phillip M, Yaron S, **Shamir R**, Pasmanic-Chor M. Food restriction followed by refeeding with a casein- or whey-based diet differentially affects the gut microbiota of pre-pubertal male rats. *Journal of Nutritional Biochemistry* 2018;51:27-39.

Hojsak I, Szajewska H, Canani RB, Guarino A, Indrio F, Kolacek S, Orel R, **Shamir R**, Vandenplas Y, van Goudoever JB, Weizman Z. Probiotics for the Prevention of Nosocomial Diarrhea in Children; ESPGHAN Working Group for Probiotics/Prebiotics. *J Pediatr Gastroenterol Nutr* 2018;66:3-9.

Rinawi F, Assa A, Hartman C, Mozer Glassberg Y, Nachmias Friedler V, Rosenbach Y, Silbermintz A, Zevit N, **Shamir R**. Long-term Extent Change of Pediatric-Onset Ulcerative Colitis. *J Clin Gastroenterol* 2017.

Brandvayman Y, Rinawi F, **Shamir R**, Assa A. Associations of seasonal patterns and vitamin D levels with onset and flares of pediatric inflammatory bowel disease. *Minerva Pediatr* 2017

Assa A, Rinawi F, **Shamir R**. The long-term predictive properties of the Paris classification in pediatric inflammatory bowel disease patients. *J Crohns Colitis* 2017.

Borrelli M, Maglio M, Korponay-Szabó IR, Vass V, Mearin ML, Meijer C, Niv-Drori H, Ribes-Koninckx C, Roca M, **Shamir R**, Troncone R, Auricchio R. Intestinal anti-transglutaminase 2 immunoglobulin A deposits in children at risk for coeliac disease (CD): data from the PreventCD study. Clin Exp Immunol 2017.

Scarpato E, Kolacek S, Jojkic-Pavkov D, Konjik V, Živković N, Roman E, Kostovski A, Zdraveska N, Altamimi E, Papadopoulou A, Karagiozoglou-Lampoudi T, **Shamir R**, Bar Lev MR, Koleilat A, Mneimneh S, Bruzzese D, Leis R, Staiano A; MEAP Group. Prevalence of Functional Gastrointestinal Disorders in Children and Adolescents in the Mediterranean Region of Europe. Clin Gastroenterol Hepatol 2017.

Yackobovitch-Gavan M, Machtei A, Lazar L, **Shamir R**, Phillip M, Lebenthal Y. Randomised study found that improved nutritional intake was associated with better sleep patterns in prepubertal children who were both short and lean. Acta Paediatr 2017.

#### Grants

	Personalizing Mediterranean diet in Children: the Ferrero Pilot Trial (RS)
2017-2020	ISF (OWZ)



## Prof. Oren Shibolet, M.D.

Department of Internal Medicine  
Tel Aviv Sourasky Medical Center



orensh@tlvmc.gov.il

# Elucidating Mechanisms of Endoplasmic Reticulum (ER) Stress and mTOR Cross-Talk in Drug-Induced Liver Injury

## Positions

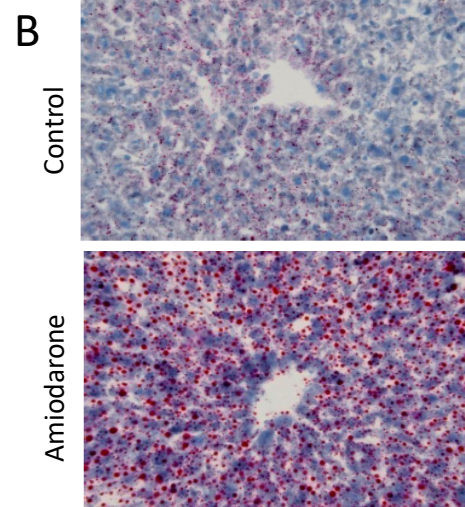
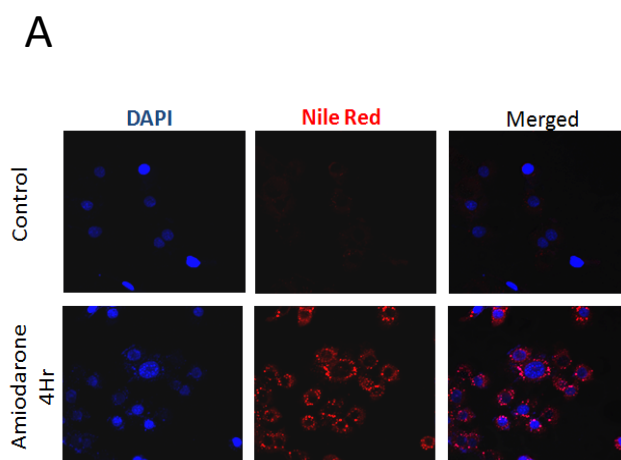
Professor, Faculty of Medicine

Head, Gastroenterology Institute, Tel Aviv Sourasky Medical Center

## Research

The liver is a major site for drug metabolism and elimination, and is susceptible to drug toxicity. In fact, drug induced liver injury (DILI) has become the leading cause of acute liver failure in western countries, so DILI is a major clinical problem conferring significant health and financial burdens. The endoplasmic reticulum (ER) is the cellular site for protein folding. ER stress occurs when the amount of protein entering the ER exceeds its folding capacity. It induces a cyto-protective

reaction collectively termed the unfolded protein response (UPR). We hypothesize that ER stress/UPR pathways are activated in response to hepatic drug metabolism survival-apoptosis-autophagy and together with mTOR signaling may mediate the hepatocyte damage and recovery associated with DILI. Our group is investigating the induction of ER stress/UPR by various hepatotoxic drugs, including acetaminophen (N-acetyl-p-aminophenol-APAP) and amiodarone. Our studies include DILI models in novel genetically modified mouse models with reduced ER stress. In addition, we are also exploring the therapeutic potential of chemical chaperones that relieve ER stress and may become therapies for DILI and improve liver regeneration following injury. In particular, we are focusing on the cross talk between ER stress and pathways of hepatic steatosis.



A. In vitro treatment with amiodarone induces lipid accumulation. Lipid accumulation in immortalized hepatocytes assessed by Nile red staining. DAPI (blue) was used for nuclei staining. B. In vivo treatment with amiodarone leads to hepatic lipid accumulation. Oil Red O staining of liver from control or amiodarone treated mice.



## Publications

- Webb M, Zimran A, Dinur T, **Shibolet O**, Levit S, Steinberg DM, Salomon O. Are transient and shear wave elastography useful tools in Gaucher disease? *Blood Cells Mol Dis*. 2016 Dec 23. pii: S1079-9796(16)30318-7.
- Thaiss CA, Levy M, Korem T, Dohnalová L, Shapiro H, Jaitin DA, David E, Winter DR, Gury-BenAri M, Tatrovsky E, Tuganbaev T, Federici S, Zmora N, Zeevi D, Dori-Bachash M, Pevsner-Fischer M, Kartvelishvili E, Brandis A, Harmelin A, **Shibolet O**, Halpern Z, Honda K, Amit I, Segal E, Elinav E. Microbiota Diurnal Rhythmicity Programs Host Transcriptome Oscillations. *Cell*. 2016;167(6):1495-1510.e12.
- Dore GJ, Altice F, Litwin AH, Dalgard O, Gane EJ, **Shibolet O**, Luetkemeyer A, Nahass R, Peng CY, Conway B, Grebely J, Howe AY, Gendrano IN, Chen E, Huang HC, Dutko FJ, Nickle DC, Nguyen BY, Wahl J, Barr E, Robertson MN, Platt HL; C-EDGE CO-STAR Study Group. Elbasvir-Grazoprevir to Treat Hepatitis C Virus Infection in Persons Receiving Opioid Agonist Therapy: A Randomized Trial. *Ann Intern Med*. 2016;165(9):625-634.
- Levy G, Habib N, Guzzardi MA, Kitsberg D, Bomze D, Ezra E, Uygun BE, Uygun K, Trippler M, Schlaak JF, **Shibolet O**, Sklan EH, Cohen M, Timm J, Friedman N, Nahmias Y. Nuclear receptors control pro-viral and antiviral metabolic responses to hepatitis C virus infection. *Nat Chem Biol*. 2016;12(12):1037-1045.
- Rabinowich L, Wendon J, Bernal W, **Shibolet O**. Clinical management of acute liver failure: Results of an international multi-center survey. *World J Gastroenterol*. 2016;22(33):7595-603.
- Bashiardes S, Shapiro H, Rozin S, **Shibolet O**, Elinav E. Non-alcoholic fatty liver and the gut microbiota. *Mol Metab*. 2016;5(9):782-94.
- Sherf Dagan S, Tovim TB, Keidar A, Raziell A, **Shibolet O**, Zelber-Sagi S. Inadequate protein intake after laparoscopic sleeve gastrectomy surgery is associated with a greater fat free mass loss. *Surg Obes Relat Dis*. 2017;13(1):101-109.
- Mlynarsky L, Schlesinger D, Lotan R, Webb M, Halpern Z, Santo E, **Shibolet O**, Zelber-Sagi S. Non-alcoholic fatty liver disease is not associated with a lower health perception. *World J Gastroenterol*. 2016;22(17):4362-72.
- Dagan SS, Zelber-Sagi S, Webb M, Keidar A, Raziell A, Sakran N, Goitein D, **Shibolet O**. Nutritional Status Prior to Laparoscopic Sleeve Gastrectomy Surgery. *Obes Surg*. 2016;26(9):2119-2126. Erratum in: *Obes Surg*. 2017 Jun 12.
- Horsmans Y, Zhou J, Liudmila M, Golor G, **Shibolet O**, Quinlan M, Emotte C, Boss H, Castro H, Sellami D, Preston RA. Effects of Mild to Severe Hepatic Impairment on the Pharmacokinetics of Sonidegib: A Multicenter, Open-Label, Parallel-Group Study. *Clin Pharmacokinet*. 2017 Jun 2. doi: 10.1007/s40262-017-0560-2. [Epub ahead of print]
- Zelber-Sagi S, Bord S, Dror-Lavi G, Smith ML, Towne SD Jr, Buch A, Webb M, Yeshua H, Nimer A, **Shibolet O**. Role of illness perception and self-efficacy in lifestyle modification among non-alcoholic fatty liver disease patients. *World J Gastroenterol*. 2017;23(10):1881-1890.
- Sherf Dagan S, Keidar A, Raziell A, Sakran N, Goitein D, **Shibolet O**, Zelber-Sagi S. Do Bariatric Patients Follow Dietary and Lifestyle Recommendations during the First Postoperative Year? *Obes Surg*. 2017 Mar 16. doi: 10.1007/s11695-017-2633-6. [Epub ahead of print]
- Zelber-Sagi S, Salomone F, Kolodkin-Gal I, Erez N, Buch A, Yeshua H, Webb M, Halpern Z, **Shibolet O**. Protective role of soluble receptor for advanced glycation end-products in patients with non-alcoholic fatty liver disease. *Dig Liver Dis*. 2017 May;49(5):523-529.
- Zelber-Sagi S, Shoham D, Zvibel I, Abu-Abeid S, **Shibolet O**, Fishman S. Predictors for advanced fibrosis in morbidly obese non-alcoholic fatty liver patients. *World J Hepatol*. 2017;9(2):91-98.
- Zelber-Sagi S, Azar S, Nemirovski A, Webb M, Halpern Z, **Shibolet O**, Tam J. Serum levels of endocannabinoids are independently associated with nonalcoholic fatty liver disease. *Obesity (Silver Spring)*. 2017;25(1):94-101.
- Hubel E, Saroha A, Park WJ, Pewzner-Jung Y, Lavoie EG, Futerman AH, Bruck R, Fishman S, Dranoff JA, **Shibolet O**, Zvibel I. Sortilin Deficiency Reduces Ductular Reaction, Hepatocyte Apoptosis, and Liver Fibrosis in Cholestatic-Induced Liver Injury. *Am J Pathol*. 2017;187(1):122-133.
- Gozlan Y, Ben-Ari Z, Moscona R, Shirazi R, Rakovsky A, Kabat A, Veizman E, Berdichevski T, Weiss P, Cohen-Ezra O, Lurie Y, Gafanovich I, Braun M, Cohen-Naftaly M, Shlomai A, **Shibolet O**, Zigmund E, Zuckerman E, Carmiel-Haggai M, Nimer A, Hazzan R, Maor Y, Kitay-Cohen Y, Shemer-Avni Y, Kra-Oz Z, Schreiber L, Peleg O, Sierra S, Harrigan PR, Mendelson E, Mor O. HCV genotype-1 subtypes and resistance-associated substitutions in drug-naive and in direct-acting antiviral treatment failure patients. *Antivir Ther*. 2017 Jan 9. doi: 10.3851/IMP3123. [Epub ahead of print]



Dr. Dror S. Shouval, M.D. M.M.Sc.

Schneider Children's Medical Center of Israel



### Positions

Director, Pediatric IBD Center, Institute of Gastroenterology, Nutrition and Liver Diseases, Schneider Children's Medical Center of Israel

Principal Investigator, Pediatric IBD Lab, Felsenstein Medical Research Center.

Senior Lecturer, Faculty of Medicine, Tel Aviv University

Member of Porto IBD Working Group of the European Society of Paediatric Gastroenterology, Hepatology and Nutrition

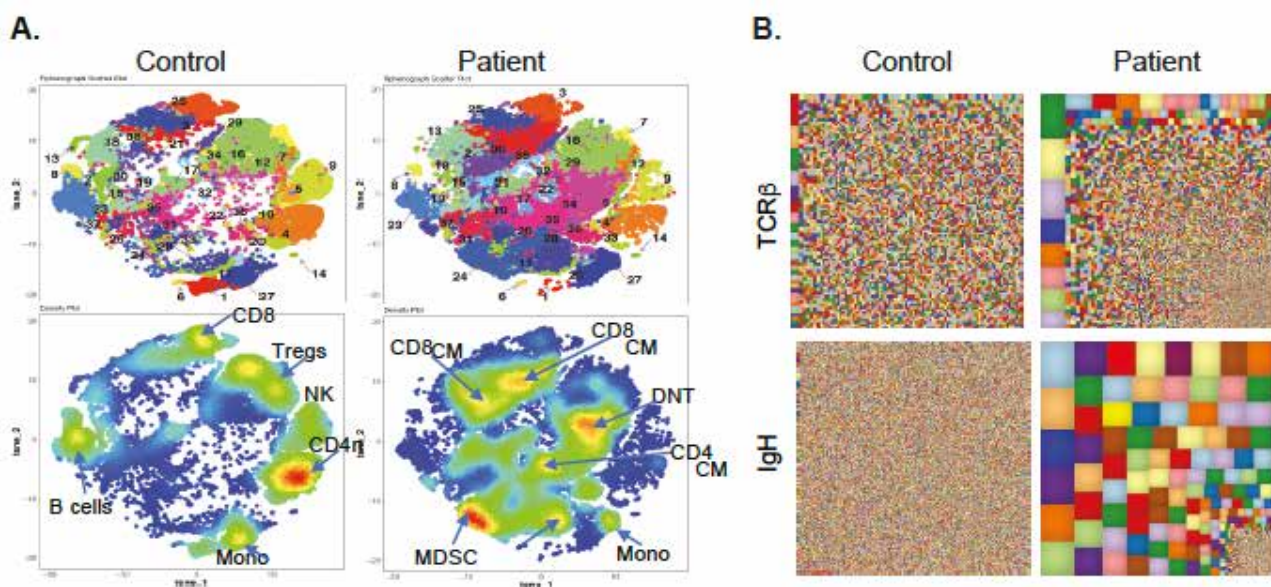
Member, Paediatric European Crohn's and Colitis Organization Committee

### Research

Inflammatory bowel diseases (IBD), including Crohn's disease and ulcerative colitis, are chronic relapsing and remitting inflammatory conditions of the gastrointestinal tract that affect millions of people

worldwide and require the administration of long-term immunosuppressive and immunomodulatory medications to control disease activity. Significant progress has been made in the last decade in our understanding of the pathogenesis of IBD: These disorders develop in genetically-susceptible hosts as a result of dysregulated immune responses to environmental triggers and microbial dysbiosis. Our lab aims to understand key processes that are involved in development of intestinal inflammation in pediatric patients, including:

- What is the role of genetics in very young patients with IBD (diagnosis at age <6) or in those with atypical phenotypes? We use next-generation sequencing platforms to identify novel and known genetic variants that cause monogenic IBD. Such studies not only define key pathways in mucosal homeostasis, but also allow the administration of targeted therapies in selected patients.
- How are stromal cells involved in propagation and resolution of inflammation in IBD patients? We use



**Immune dysregulation in LRBA-deficient patient with IBD.** Figure depicts tSNE CyTOF plots of PBMCs from patient vs. controls, followed by (B) NGS of TCRb (upper panel) and Igh (lower panel) immune repertoire.

state-of-the art single cell studies, coupled with advanced proteomics and imaging to define key pathways in inflammation and healing.

- What are the architectural and functional alterations of the immune system during intestinal inflammation? We use single-cell assays, such as mass cytometry time of flight, to identify unique changes in the landscape and function of pro- and anti-inflammatory immune subsets in the gut and in peripheral blood.
- Can we identify biomarkers associated with response to therapy in patients with IBD? We apply different proteomics and next-generation sequencing studies to identify novel biomarkers that could predict a complicated disease course or response to specific a specific therapy in patients with Crohn's disease or ulcerative colitis.

### Publications

Samuelov L, Sarig O, Malovitski K, Bergson S, Meijers O, **Shouval DS**, Sprecher E. Neonatal inflammatory skin and bowel disease type 1 caused by a complex genetic defect and responsive to combined anti-TNF-alpha and IL-12/23 blockade. *Br J Dermatol.*

**Shouval DS**.  $\alpha 4\beta 7$  expression guides B cells to front lines of defense in the gut. *Mucosal Immunol.* 2021.

Farkash I, Feferman T, Cohen-Saban N, Avraham Y, Morgenstern D, Mayuni G, Barth N, Lustig Y, Miller L, **Shouval DS**, Biber A, Kirgner I, Levin Y, Dahan R. Anti-SARS-CoV-2 antibodies elicited by COVID-19 mRNA vaccine exhibit a unique glycosylation pattern. *Cell Rep.* 2021;37(11):110114.

Bolton C, Smillie CS, Pandey S, Elmentaite R, Wei G, Argmann C, Aschenbrenner D, James KR, McGovern DPB, Macchi M, Cho J, **Shouval DS**, Kammermeier J, Koletzko S, Bagalopal K, Capitani M, Cavounidis A, Pires E, Weidinger C, McCullagh J, Arkwright PD, Haller W, Siegmund B, Peters L, Jostins L, Travis SPL, Anderson CA, Snapper S, Klein C, Schadt E, Zilbauer M, Xavier R, Teichmann S, Muise AM, Regev A, Uhlig HH. An Integrated Taxonomy for Monogenic Inflammatory Bowel Disease. *Gastroenterology.* 2021 Nov 13;S0016-5085(21)03737-9.

Olaloye OO, Liu P, Toothaker JM, McCourt BT, McCourt CC, Xiao J, Prochaska E, Shaffer S, Werner L; UPMC NICU Faculty; UPMC Pediatric Surgery Faculty, Gringauz J, Good M, Goldsmith JD, An X, Wang F, Snapper SB, **Shouval D**, Chen K, Tseng G, Konnikova L. CD16+CD163+ monocytes traffic to sites of inflammation during necrotizing

enterocolitis in premature infants. *J Exp Med.* 2021;218(9):e20200344.

Uhlig HH, Charbit-Henrion C, Kotlarz D, **Shouval DS**, Schwerds T, Stisciuglio C, de Ridder L, van Limbergen J, Macchi M, Snapper SB, Ruemmele FM, Wilson DC, Travis SPL, Griffith AM, Turner D, Klein C, Muise AM, Russell RK. Clinical Genomics for the diagnosis of monogenic forms of inflammatory bowel disease:A Position Paper from The Paediatric IBD Porto Group of ESPGHAN. *J Pediatr Gastroenterol Nutr.* 2021;72(3):456-473.

van Rijn JM, Werner L, Aydemir Y, Spronck JMA, Pode-Shakked B, van Hoesel M, Shimshoni E, Polak-Charcon S, Talmi L, Eren M, Weiss B, H J Houwen R, Barshack I, Somech R, Nieuwenhuis EES, Sagi I, Raas-Rothschild A, Middendorp S\*, **Shouval DS\***. Enhanced collagen deposition in the duodenum of patients with Hyaline Fibromatosis Syndrome and Protein Losing Enteropathy. *Int J Mol Sci.* 2020;21(21):E8200. \*Equal corresponding authors.

Shimshoni E, Adir I, Afik R, Solomonov I, Shenoy A, Adler M, Puricelli L, Sabino F, Savickas S, Mouhadeb O, Gluck N, Fishman S, Werner L, Salame TM, **Shouval DS**, Varol C, Keller UAD, Podestà A, Geiger T, Milani P, Alon U, Sagi I. Distinct extracellular-matrix remodeling events precede symptoms of inflammation. *Matrix Biol.* 2021;96:47-68.

Levi-Galibov O, Lavon H, Wassermann-Dozorets R, Pevsner-Fischer M, Mayer S, Wershof E, Stein Y, Brown L, Zhang W, Friedman G, Nevo R, Golani O, Katz L, Yaeger R, Laish I, Porco J, Sahai E, **Shouval DS**, Kelsen D and Scherz-Shouval R. Heat Shock Factor 1-dependent extracellular matrix remodeling mediates the transition from chronic intestinal inflammation to colon cancer. *Nat Commun.* 2020;11(1):6245.

Wittmann-Dayagi T, Werner L, Pinkser M, Salamon N, Barschak I, Weiss B, **Shouval DS**. Mucosal IL-10 and IL-10 receptor expression patterns in paediatric patients with ulcerative colitis. *Int J Exp Pathol.* 2021 Feb;102(1):4-10.

Werner L, Dor C, Salamon N, Nagar M, **Shouval DS**. T and B cell receptor immune repertoire analysis using next-generation sequencing. *J Vis Exp.* 2021;(167).

Gamliel A, Werner L, Pinsker M, Salamon N, Weiss B, **Shouval DS**. Circulating  $\alpha 4\beta 7^+$  Memory T Cells in Pediatric IBD Patients Express a Polyclonal T Cell Receptor Repertoire. *Clin Exp Gastroenterol.* 2020;13:439-447.

de Mesquita MB, **Shouval DS**. Evaluation of very early-onset inflammatory bowel disease. *Curr Opin Gastroenterol*. 2020;36(6):464-469.

Ziv A, Werner L, Konnikova L, Awad A, Jeske T, Hastreiter M, Mitsialis V, Stauber T, Wall S, Kotlarz D, Klein C, Snapper SB, Tzfati Y, Weiss B, Somech R, **Shouval DS**. An RTEL1 mutation links to infantile-onset ulcerative colitis and severe immunodeficiency. *Journal of Clinical Immunology*, 2020;40(7):1010-1019.

Vard I, Chermesh I, Werner L, Barel O, Freund T, McCourt C, Fisher Y, Pinsker M, Javasky E, Weiss B, Rechavi G, Hagin D, Snapper SB, Somech R, Konnikova L, **Shouval DS**. Monogenic IBD: It's never too late to make a diagnosis. *Front Immunol*. 2020;11:1775.

Li Y, Toothaker JM, Ben-Simon S, Ozeri L, Schweitzer R, McCourt BT, McCourt CC, Werner L, Snapper SB, **Shouval DS**, Khatib S, Koren O, Agnihorti S, Tseng G, Konnikova L. In utero human intestine harbors unique metabolome, including bacterial metabolites. *JCI Insight*. 2020;5(21):138751.

Werner L, Lee YN, Rechavi E, Lev A, Yerushalmi B, Ling G, Shah N, Uhlig HH, Weiss B, Somech R, Snapper SB, **Shouval DS**. Alterations in T and B cell receptor repertoires patterns in patients with IL10 signaling defects and history of infantile-onset IBD. *Front Immunol*. 2020 Feb 6;11:109.

Stras S, Warner L, Toothaker J, Oldham A, Olaloye O, Lee YN, Rechavi E, **Shouval DS\***, Konnikova L\*. Priming and maturation of the human fetal mucosal immunity occurs early in fetal development. *Dev Cell*. 2019;51(3):357-373.e5. \*=equal senior and corresponding authors.

Loberman-Nachum N, Sosnovski K, Di Segni A, Efroni G, Braun T, BenShoshan M, Anafi L, Avivi C, Barshack I, **Shouval DS**, Denson LA, Amir A, Unger R, Weiss B, Haberman Y. Defining the celiac disease transcriptome using clinical pathology specimens reveals biologic pathways and supports diagnosis. *Sci Rep*. 2019;9(1):16163.

Lehle AS, Farin HF, Marquardt B, Michels BE, Magg T, Li Y, Liu Y, Ghalandary M, Lammens K, Hollizeck S, Rohlf M, Hauck F, Conca R, Walz C, Weiss B, Lev A, Simon AJ, Groß O, Gaidt MM, Hornung V, Clevers H, Yazbeck N, Hanna-Wakim R, **Shouval DS**, Warner N, Somech R, Muise AM, Snapper SB, Bufler P, Koletzko S, Klein C, Kotlarz D. Intestinal inflammation and dysregulated immunity in patients with inherited caspase-8 deficiency. *Gastroenterology*. 2019;156(1):275-278.

Ouahed J, Spencer E, Kotlarz D, **Shouval DS**, Kowalik M, Peng K, Field M, Grushkin-Lerner LP, Pai SY, Bousvaros A, Cho J, Argmann C, Schadt E, McGovern DP, Mokry M, Nieuwenhuis E, Clevers H, Powrie F, Uhlig H, Klein C, Muise A, Dubinsky M, Snapper SB. Very Early Onset Inflammatory Bowel Disease: A clinical approach with a focus on the role of genetics and underlying immune deficiencies. *Inflamm Bowel Dis*. 2019.

Krauthammer A, Tzivinikos C, Assa A, Miele E, Strisciuglio C, Urlep D, Serban ED, Singh A, Winter HS, Russell RK, Hojsak I, Malham M, Navas-López VM, Croft NM, Lee HM, Ledder O, Shamasneh I, Hussey S, Huynh H, Wine E, Shah N, Sladek M, de Meij TG, Romano C, Dipasquale V, Lionetti P, Afzal NA, Aloi M, Lee K, Martín-de-Carpi J, Yerushalmy-Feler A, Subramanian S, Weiss B, **Shouval DS**. Long-term outcomes of paediatric patients admitted with acute severe colitis - a multicenter study from the paediatric IBD Porto Group of ESPGHAN. *J Crohns Colitis*. 2019;13(12):1518-1526.

Kurolap A, Eshach Adiv O, Konnikova L, Werner L, Gonzaga-Jauregui C, Steinberg M, Mitsialis V, Mory A, Nunberg MY, Wall S, Shaoul R, Overton JD; Regeneron Genetics Center, Shuldiner AR, Zohar Y, Paperna T, Snapper SB, **Shouval DS\***, Baris Feldman H\*. A unique presentation of infantile-onset colitis and eosinophilic disease without recurrent infections resulting from a novel homozygous CARMIL2 variant. *J Clin Immunol*. 2019;39(4):430-439. \*=equal senior and corresponding authors.

Werner L, Nunberg MY, Rechavi E, Lev A, Braun T, Haberman Y, Lahad A, Shteyer E, Schvimer M, Somech R, Weiss B, Lee YN\*, **Shouval DS\***. Altered T cell receptor beta repertoire patterns in pediatric ulcerative colitis. *Clin Exp Immunol*. 2019;196(1):1-11. \*Equal corresponding authors.

Ouahed J, Gordon W, Canavan JBC, Zhou H, Du S, Von Schack D, Phillips K, Wang L, Augustin Dunn III W, Field M, Friel S, Griffith AE, Evans S, Tollefson S, Carellas M, Cao M, Merker A, Bousvaros A, **Shouval DS**, Hung K, Lepsy C, Afzelius L, Korzenik JR, Snapper SB. Mucosal gene expression in pediatric and adult patients with ulcerative colitis permits modeling of ideal biopsy collection strategy for transcriptomic analysis. *Inflamm Bowel Dis*. 2018.

**Shouval DS**, Kowalik M, Snapper SB. The Treatment of Inflammatory Bowel Disease in patients with selected primary immunodeficiencies. *J Clin Immunol*. 2018.

Biswas A, **Shouval DS**, Griffith A, Goettel JA, Field M, Kang YH, Konnikova L, Janssen E, Redhu NS,

Thrasher AJ, Chatila T, Kuchroo VK, Geha RF, Notarangelo LD, Pai SY, Horwitz BH, Snapper SB. WASP-mediated regulation of anti-inflammatory macrophages is IL-10 dependent and is critical for intestinal homeostasis; *Nat Commun.* 2018;9(1):1779.

Vardi I, Barel O, Sperber M, Schvimer M, Nunberg M, Field M, Ouahed J, Marek-Yagel D, Werner L, Haberman Y, Lahad A, Anikster Y, Rechavi G, Barshack I, McElwee JJ, Maranville J, Somech R, Snapper SB, Weiss B, **Shouval DS**. Genetic and structural analysis of a SKIV2L mutation causing tricho-hepato-enteric syndrome. *Dig Dis Sci.* 2018;63(5):1192-1199.

Nunberg MY, Werner L, Kopylov U, Haberman Y, Lahad A, Weiss B, **Shouval DS**. Impaired IL-10 receptor mediated suppression in monocyte from patients with Crohn's Disease *J Pediatr Gastroenterol Nutr.* 2018;66(5):779-784.

Li K, Strauss R, Ouahed J, Chan D, Telesco SE, **Shouval DS**, Canavan JB, Brodmerkel C, Snapper SB, Friedman JR. Molecular comparison of adult and pediatric ulcerative colitis indicates broad similarity of molecular pathways in disease tissue. *J Pediatr Gastroenterol Nutr.* 2018;67(1):45-52.

**Shouval DS\***, Konnikova L\*, Griffith AE, Wall SM, Biswas A, Werner L, Nunberg M, Kammermeier J, Goettel JA, Anand R, Chen H, Weiss B, Li J, Loizides A, Yerushalmi B, Yanagi T, Beier R, Conklin LS,

Ebens CL, Santos FGMS, Sherlock M, Goldsmith JD, Kotlarz D, Glover SC, Shah N, Bousvaros A, Uhlig HH, Muise AM, Klein C, Snapper SB. Enhanced TH17 responses in patients with IL10 receptor deficiency and infantile-onset IBD. *Inflamm Bowel Dis.* 1961-1950:(11)23;2017. \*equal contribution.

Redhu NS, Bakthavatchalu V, Conaway EA, **Shouval DS**, Tsou A, Goettel JA, Biswas A, Wang C, Field M, Muller W, Bleich A, Li N, Gerber GK, Bry L, Fox JG, Snapper SB, Horwitz BH. Macrophage dysfunction initiates colitis during weaning of infant mice lacking the interleukin-10 receptor. *Elife* 2017;6. Pili: e27652.

WKE IP, Hoshimi N, **Shouval DS**, Snapper S, Medzhitov R. Anti-inflammatory Effect of IL-10 Mediated by Metabolic Reprogramming of Macrophages. *Science*, 2017;356(6337):513-519.

Li J, **Shouval DS**, Doty AL, Snapper SB, Glover SC. Increased mucosal IL-22 production of an IL-10RA mutation patient following anakinra treatment suggests further mechanism for mucosal healing. *J Clin Immunol.* 2017;37(2):104-107.

## Reviews

**Shouval DS**, Rufo PA. The role of environmental factors in the pathogenesis of inflammatory bowel diseases: A review. *JAMA Pediatr.* 2017;171(10):999-1005.



## Dr. Chen Varol, Ph.D.

Research Center for Digestive Tract & Liver Diseases  
Tel Aviv Sourasky Medical Center  
Department of Clinical Microbiology & Immunology



chenv@tlvmc.gov.il  
<http://www.tasmc.org.il/sites/en/Personnel/Pages/Varol-Chen.aspx>

# Mononuclear Phagocytes in Digestive Tract Diseases

## Positions

Senior Lecturer, Faculty of Medicine, Department of Clinical Microbiology and Immunology

Director, Research Center for Digestive Tract & Liver Diseases

## Research

We are studying the role of mononuclear phagocytes in the pathogenesis of IBD, liver diseases, metabolic diseases and colorectal cancer. We utilize transgenic murine systems as well as human patient tissues to mechanistically unravel the involvement of these cells in the pathophysiology of these diseases. Among our main research topics:

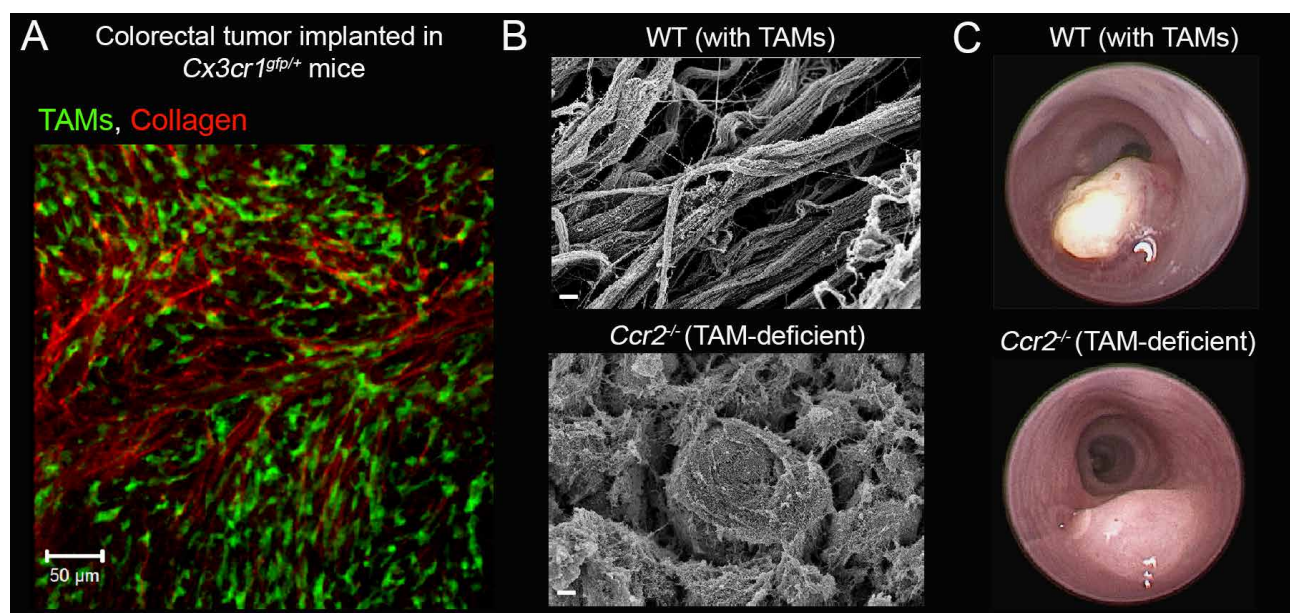
- The interplay between immune cells and extracellular matrix (ECM) remodeling in the pathogenesis of IBD, colorectal cancer and liver fibrosis

- Monocytes and macrophage type of immune cells as pivotal drivers of inflammation and resolution during drug-induced liver injury, liver fibrosis and IBD
- The incretin hormone GIP as key linker between metabolism and immunity in type II diabetes

## Publications

Itay Moshkovitz, Hadar reichman, Danielle Karo-Atar, Perri Rozenberg, Ehud Zigmond, Yael Ziv-Haberman, Netali Ben-Baruch-Morgenstern, Maria Lampinen, Marie Carlson, Michal Itan, Lee Denson, **Chen Varol** and Ariel Munitz. A key requirement for CD300f in innate immune responses of eosinophils in colitis. 2017. *Mucosal Immunology*. 10:172-183.

Ran Afik\*, Ehud Zigmond\*, Milena Vugman, Mordehay Klepfish, Elee Shimshoni, Metsada Pasmanik



**Tumor associated macrophages (TAMs) are pivotal constructors of the colorectal tumor collagenous matrix (Afik et al., JEM, 2016).** (A) Confocal imaging showing the co-localization of TAMs (green) with collagen matrix (red). (B) Scanning electron microscopy (SEM) images of decellularized ECM scaffolds extracted from WT and TAM-deficient colorectal tumors. TAMs instruct collagen crosslinking and linearization processes, which are essential for tumor development, expansion and invasion. (C) Murine colonoscopy images showing the impaired colorectal tumor development in the absence of TAMs.

Chor, Anjana Shenoy, Elad Bassat, Zamir Halpern, Tamar Geiger, Irit Sagi\* and **Chen Varol**\*. Tumor macrophages are pivotal constructors of tumor collagenous matrix. 2016. *Journal of Experimental Medicine*. \* First co-authors equally contributed

Fernanda Dana Mantelmacher, Sigal Fishman, Keren Cohen, Metsada Pasmanik Chor, Yuichiro Yamada, Isabel Zvibel, **Chen Varol**. Glucose-dependent insulinotropic polypeptide (GIP) receptor deficiency leads to impaired BM hematopoiesis. 2017. *Journal of Immunology*. 198: 000.

Helena Shifrin, Odelia Mouhadeb , Nathan Gluck, **Chen Varol**, Marta Weinstock. Cholinergic anti-inflammatory pathway does not contribute to prevention of ulcerative colitis by novel indoline

carbamates. 2017. *The Journal of Neuroimmune Pharmacology*. doi:10.1007/s11481-017-9735-8

Shlomo Magdassi, Shoshi Bar-David, Yael Friedman-Levi, Ehud Zigmund, **Chen Varol**, Guy Lahat, Joseph Klausner, Sara Eyal, Eran Nizri. Intraoperative Localization of Rectal Tumors Using Liposomal Indocyanine Green. 2017. *Surg Innov*. 24:139-144

#### Grants

2016 – present Endogenous-like inhibitors for ADAM17 and ADAM8 –novel therapeutic agents for Inflammatory bowel diseases (IBD), Azrieli Foundation



## Dr. Isabel Zvibel, Ph.D.

Department of Internal Medicine; Faculty of Medicine; Research Center for Digestive Tract and Liver Diseases  
Tel Aviv Sourasky Medical Center



isab@tlvmc.gov.il

# Investigating the Mechanisms of Liver Steatosis, Obesity and Cholestatic Injury

## Positions

Principal investigator, Research Center for Digestive Tract and Liver Diseases

Tel Aviv Sourasky Medical Center

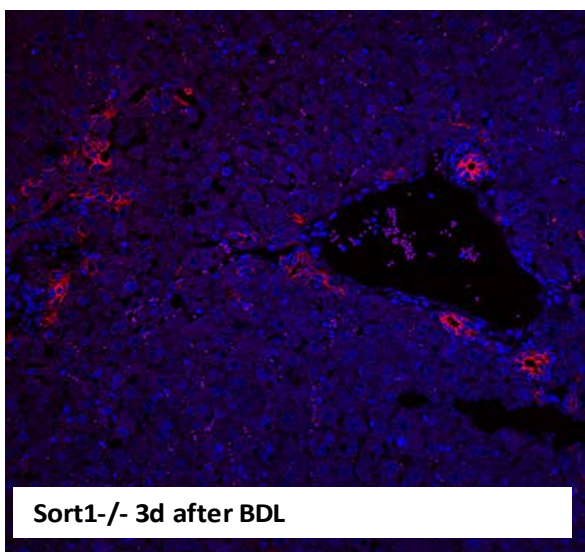
Senior Lecturer, Faculty of Medicine

## Research

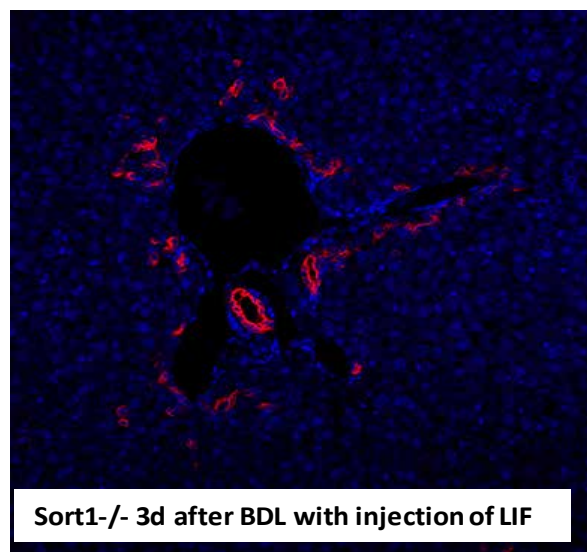
Our lab is investigating two main diseases, liver steatosis in models of diet-induced obesity and insulin resistance and cholestatic liver injury. Obesity and the metabolic syndrome accompanying it affect a large percentage of Western world population and the obesity epidemic is only expected to increase, therefore it's of the utmost importance to understand the mechanisms involved.

Cholestatic liver injury can be caused by various factors that impair bile flow and result in accumulation

of bile in the liver, such as genetic defects, structural/mechanical obstruction of bile ducts impairing bile flow (e.g., common bile duct stones), toxins, and dysregulated function of the immune system. The two main cholestatic disorders in adult human patients are primary biliary cholangitis and primary sclerosing cholangitis for which liver transplantation is the only treatment as the disease progresses to liver failure. Specifically, we are investigating the roles played by sortilin, a trafficking molecule and a co-receptor, in both obesity and cholestatic liver damage, since we have found that sortilin deficiency has a protective role in diet-induced obesity and in murine models of primary sclerosing cholangitis. We are using both isolated liver cells (hepatocytes, cholangiocytes) as well as the cre-flox model where sortilin is deleted in various liver cells in order to further elucidate the mechanisms and signals regulating the protective roles of sortilin.



Sort1<sup>-/-</sup> 3d after BDL



Sort1<sup>-/-</sup> 3d after BDL with injection of LIF

Staining for cytokeratin 19 (red) shows formation of epithelial bile duct cells after cholestatic injury induced by bile duct ligation in *Sort1*<sup>-/-</sup> mice and induction of proliferation of bile duct cells by administration of leukemia inhibitory factor (LIF).

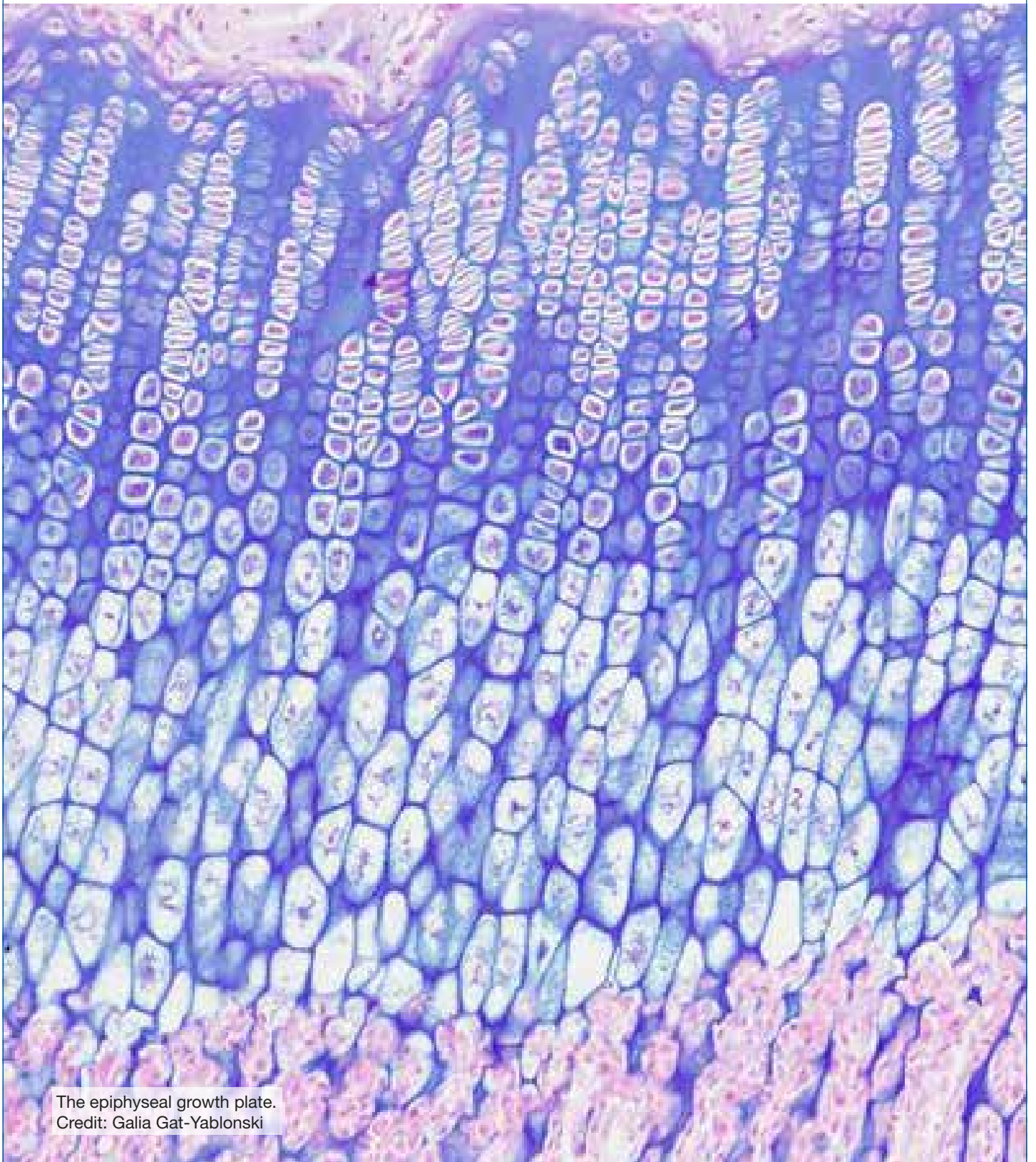


## Publications

Hubel E, Saroha A, Park WJ, Pewzner-Jung Y, Lavoie EG, Futerman AH, Rafael Bruck, Sigal Fishman S, Dranoff JA, Shibolet O\*, **Zvibel I\***. 2016. Sortilin deficiency reduces ductular reaction, hepatocyte apoptosis and liver fibrosis in cholestatic-induced liver injury. *Am.J. Pathol.* 2017; 187:122-133. \*equal senior authors.

Mantelmacher FD, Fishman S, Cohen K, Pasmanik Chor M, Yamada Y, **Zvibel I\***, Varol C\*. Glucose-Dependent Insulinotropic Polypeptide Receptor Deficiency Leads to Impaired Bone Marrow Hematopoiesis. *J Immunol.* 2017; 198:3089-3098. \* equal senior authors.

# Endocrine Disease



The epiphyseal growth plate.  
Credit: Galia Gat-Yablonski



## Dr. Galia Gat-Yablonski, Ph.D.

Schneider Children's Medical Center  
Faculty of Medicine



galiagy@post.tau.ac.il



## Prof. Moshe Phillip, M.D.

Schneider Children's Medical Center  
Faculty of Medicine



mosheph@post.tau.ac.il

# Investigating the Molecular Basis of Linear Growth in Children and Animal Models

### Positions – Moshe Phillip, M.D.

Professor, Faculty of Medicine

Director, Institute for Endocrinology and Diabetes

National Center for Childhood Diabetes

Schneider Children's Medical Center of Israel

Vice Dean for Research and Development, Faculty of Medicine

### Positions – Galia Gat-Yablonski, Ph.D.

Senior Lecturer, Faculty of Medicine

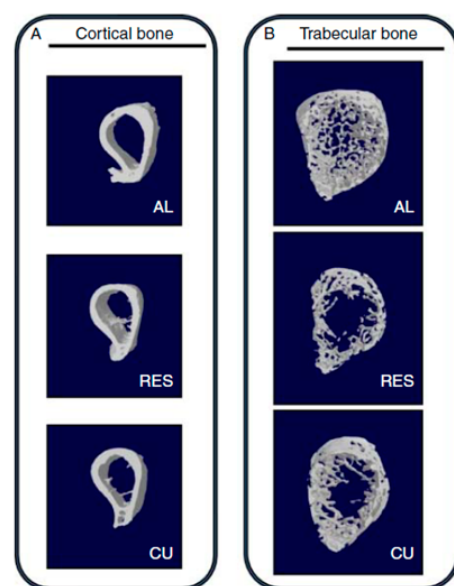
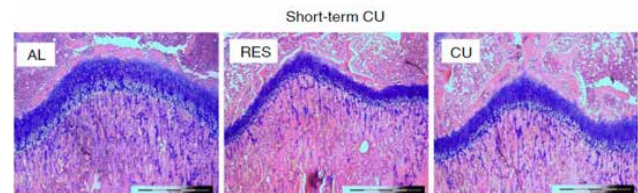
Committee Member, Israel Endocrine Society

### Research

Children's growth is regulated by both genetic and environmental factors. The most effective environmental factor is nutrition; however, the mechanisms connecting nutrition and longitudinal growth are still not fully understood. Deciphering these mechanisms both in children and in animal models of rats and mice, has been the focus of our research, as currently means to improve growth in short statured children are very limited.

We have identified several novel and important factors that are involved in regulation of this process, including growth factors that are produced and secreted from adipocytes such as leptin and GDF5,

transcription factors such as hypoxia inducible factor (HIF)-1, and epigenetic factors such microRNAs and histone deacetylases including SIRT1, HDAC10. We



Effect of Food restrictions (RES) and one day of re-feeding (CU) on growth plate height (above) and bone microarchitecture (below)

have also studies extensively the effect of nutritional manipulation on bone quality in young rats. We may now exploit these findings as targets of new treatment strategies for children with growth disorders as well as children with special nutritional needs like premature babies, infants and children with chronic diseases associated with nutritional problems.

## Publications

K Dovc, C Piona, GYeşiltepe Mutlu, N Bratina, B Jenko Bizjan, D Lepej, R Nimri, E Atlas, I Muller, O Kordonouri, T Biester, T Danne, **M Phillip**, T Battelino. Faster compared to standard insulin aspart during day-and-night fully closed-loop insulin therapy in Type 1 Diabetes: A double-blind randomized crossover trial. *Diabetes Care* 2020;43:29-36

M Nevo-Shenker, **M Phillip**, R Nimri, S Shalitin. Type 1 diabetes mellitus management in young children: implementation of current technologies. *Pediatr Res* 2020 ;87:624-629

L de Vries, Y Lebenthal, **M Phillip**, S Shalitin, A Tenenbaum, R Bello .Obesity and cardiometabolic risk factors children and young adults with nonclassical 21-hydroxylase deficiency. *Front Endocrinol (Lausanne)* 2019;10:698

A Farfel, A Liberman, M Yackobovitch-Gavan, **M Phillip**, R Nimri. Executive functions and adherence to continuous glucose monitoring in children and adolescents with Type 1 Diabetes. *Diabetes Technol Ther* 2020; 22:265-270

Avnieli Velfer Y, **Phillip M**, Shalitin S. Increased prevalence of severe obesity and related comorbidities among patients referred to a pediatric obesity clinic during the last decade. *Horm Res Paediatr* 2019;92:169-178

Amar Y, Shilo S, Oron T, Amar E, **Phillip M**, Segal E. Clinically accurate prediction of glucose levels in patients with type 1 diabetes. *Diabetes Technol Ther* 2020;22:562-569

B Shtauf , M Bar-Maisels , Y Gabet , S Hiram-Bab, M Yackobovitch-Gavan, **M Phillip**, G Gat-Yablonski. Cartilage-specific knockout of Sirt1 significantly reduces bone quality and catch-up growth efficiency. *Bone* 2020;138:115468.

C Mathieu, P Dandona, AL Birkenfeld, T Krarup Hansen, N Iqbal, J Xu, E Repetto, MF Scheerer, F Thoren, **M Phillip**. Benefit:Risk Profile of Dapagliflozin 5 mg in the DEPICT -1 and -2 Trials in Individuals with Type 1 Diabetes and BMI  $\geq 27$  kg/m<sup>2</sup>. *Diabetes Obes Metab* 2020; 22:2151-2160

R Nimri, T Battelino, LM Laffel, RH Slover, D Schatz, SA Weinzimer, K Dovc, T Danne, **M Phillip** for the NextDREAM Consortium. Insulin optimization therapy using artificial intelligence proven non-inferior to physicians in people with type 1 diabetes. *Nat Med* 2020;26:1380-1384

**M Phillip**, RM Bergenstal, KL Close, T Danne, S Garg, L Heinemann, IB Hirsch, B Kovatchev, LM Laffel, V Mohan, CG Parkin, T Battelino. The digital/virtual diabetes clinic – the future is now. Recommendations from an international panel on diabetes digital technologies introduction. *Diabetes Technol Ther* 2021;23:146-154

Groop P-H, Dandona P, **Phillip M**, Gillard P, Edelman S, Jendle J, Xu J, Scheerer M, Thoren F, Iqbal N, Repetto E, Mathieu C. Effect of dapagliflozin as an adjunct to insulin over 52 weeks in individuals with type 1 diabetes: post-hoc renal analysis of the DEPICT randomised controlled trials. *Lancet Diabetes Endocrinol* 2020;8:845-854

R Nimri, T Oron, I Muller, I Kraljevic, M Martín Alonso, P Keskinen, T Milicic, A Oren, A Christoforidis, M den Brinker, L Bozzetto, AM Bolla, M Krcma, RA Rabini, S Tabba, L Smith, A Vazeou, G Maltoni, E Giani, E Atlas, **M Phillip**. Adjustment of insulin pump settings in type 1 diabetes management: DreaMed Advisor Pro Device compared to physicians' recommendations. *Diabetes Sci Technol* 2020:1932296820965561.

**M Phillip**, C Mathieu, M Lind, E Araki, P di Bartolo, R Bergenstal, S Heller, L Hansen, MF Scheerer, F Thoren, N Arya, J Xu, N Iqbal, P Dandona, on behalf of the DEPICT-1 and DEPICT-2 Investigators. Long-term efficacy and safety of dapagliflozin in patients with inadequately controlled type 1 diabetes: Pooled 52-week outcomes from the DEPICT-1 and -2 Studies. *Diabetes Obes Metab* 2021; 23:549-560

R Nimri, B Grossman, A Roy, J Nir, N Fisch Shvalb, N Kurtz, N Loewenthal, M Gillon-Keren, I Muller, E Atlas, **M Phillip**. Feasibility study of a hybrid closed-loop system with automated insulin correction bolus. *Diabetes Technol Ther* 2021;23:268-276

Biester T, Muller I, dem Berge T, Atlas E, Nimri R, **Phillip M**, Battelino T, Bratina N, Dovc K, Scheerer MF, Kordonouri O, Danne T. Add-on therapy with Dapagliflozin under Full Closed Loop Control improves Time in Range in Adolescents and young Adults with Type 1 Diabetes– The DAPADream Study, *Diabetes Obes Metab* 2021;23:599-608

Bergenstal RM, Nimri R, Beck RW, Criego A, Laffel L, Schatz D, Battelino T, Danne T, Weinzimer SA, Sibayan J, Johnson ML, Bailey RJ, Calhoun P, Carlson A, Isganaitis E, Bello R, Albanese-O'Neill A, Dovc K,

- Biester T, Weyman K, Hood K, **Phillip M**; FLAIR Study Group. A randomized crossover trial comparing two hybrid closed-loop systems with and without auto correction boluses in adolescents and young adults with type 1 Diabetes. *Lancet* 2021;397(10270):208-219
- Yackobovitch-Gavan M, Lazar L, Diamant R, **Phillip M**, Oron T. Diagnosis of growth hormone deficiency in children: The efficacy of glucagon versus clonidine stimulation Test. *Horm Res Paediatr* 2020;93:470-476
- S Abargil Loochi, S Demol, N Nagelberg, Y Lebenthal, **M Phillip**, M Yackobovitch-Gavan. Gonadotropin releasing hormone analogue therapy in girls with idiopathic precocious puberty/ early-fast puberty: dynamics in adiposity indices, eating habits and quality of life. *J Pediatr Endocrinol Metab* 2021;34:373-383
- Warren M, Bode B, Cho JI, Liu R, Tobian J, Hardy T, Chigutsa F, **Phillip M**, Horowitz B, Ignaut D. Improved postprandial glucose control with ultra rapid lispro versus lispro with continuous subcutaneous insulin infusion in Type 1 Diabetes: PRONTO-Pump-2. *Diabetes Obes Metab* 2021;23:1552-1561
- von Herrath M, Bain SC, Bode B, Clausen JO, Coppieters K, Gaysina L, Gumprecht J, Hansen TK, Mathieu C, Morales C, Mosenzon O, Segel S, Tsoukas G, Pieber TR; Anti-IL-21-liraglutide Study Group. Anti-interleukin-21 antibody and liraglutide for the preservation of  $\beta$ -cell function in adults with recent-onset type 1 diabetes: a randomised, double-blind, placebo-controlled, phase 2 trial. *Lancet Diabetes Endocrinol* 2021;9:212-224
- K Smuel-Zilberberg, S Shalitin, M Yackobovitch-Gavan, **M Phillip**, R Nimri. Ketoacidosis recovery in youth with newly diagnosed and established Type 1 Diabetes. *Pediatr Res* 2021.
- Tenenbaum A, Shefer-Averbuch N, Lazar L, Yackobovitch-Gavan M, **Phillip M**, Oron T. Growth assessment of children during the COVID-19 pandemic-Can we rely on parental measurements? *Acta Paediatr* 2021;110:3040-3045
- Hood K, Laffel LM, Danne T, Nimri R, Weinzimer S, Sibayan J, Bailey R, Schatz D, Bratina N, Bello R, Punel A, Calhoun P, Beck RW, Bergenstal RM, **Phillip M**. Lived experience of advanced hybrid closed-loop versus hybrid closed loop: patient-reported outcomes and perspectives. *Diabetes Technol Ther* 2021;23:857-861
- H Shpitzer, L Lazar, S Shalitin, **M Phillip**, L de Vries. Good glycemic control at puberty in boys with type 1 diabetes is important for final height. *J Diabetes* 2021;13:998-1006
- N Fisch Shvalb, L Lazar, S Demol, M Mouler, M Rachmiel, E Hershkovitz, R Shamir, **M Phillip**, M Yackobovitch-Gavan. Effect of a nutritional supplement on growth and body composition in short and lean preadolescent boys: A randomized, double-blind, placebo-controlled study. *Acta Paediatr* 2022;111:141-150
- Oron T, Krieger A, Yackobovitch-Gavan M, Tenenbaum A, Diamant R, **Phillip M**, Lazar L. Diagnosing growth hormone deficiency - Can a combined arginine and clonidine stimulation test replace two separate tests. *Endocr Pract* 2022;28:36-43.
- de Vries L, Baum M, Horovitz M, **Phillip M**, Barash G, Pinhas-Hamiel O, Lazar L Management of fully pubertal girls with Nonclassical Congenital Adrenal Hyperplasia: Glucocorticoids versus oral contraceptives. *Endocr Pract* 2022;28:44-51.
- B Shtauf, SH Hornfeld, M Yackobovitch-Gavan, **M Phillip**, G Gat-Yablonski. Anxiety, cognition and circadian rhythm in Cre- collagen type II Sirt1 K/O mice. *Front Endocrinol* 2021;12:756909
- M Bar-Maisels, C Menahem, Y Gabet, S Hirma-Bab, **M Phillip**, G Gat-Yablonski. Different effects of soy and whey on linear bone growth and growth pattern in young male Sprague-Dawley rats. *Front Nutr* 2021;8:739607
- A Ceriello A, Prattichizzo F, **Phillip M**, Hirsch IB, Mathieu C, Battelino T. Glycaemic management in diabetes: old and new approaches. *Lancet Diabetes Endocrinol* 2022;10:75-84 (
- M Mouler, Y Lebenthal, L de Vries, M Yackobovitch-Gavan, N Shefer Averbuch, J Beltrand, AL Fauret-Amsellem, H Cavé, M Polak, **M Phillip**, R Nimri. Clinical characteristics and genetic analysis of 24 patients with neonatal diabetes mellitus: a single center experience. *Pediatr Diabetes* 2022; 23:45-54
- Goldman S, Pinhas-Hamiel O, Weinberg A, Auerbach A, German A, Haim A, Zung A, Brener A, Strich D, Azoulay E, Levy-Khademi F, Ludar H, Koren I, Rachmiel M, Yackobovitch-Gavan M, Zuckerman-Levin N, David O, Halloun R, Cahn R, Ben-Ari T, Yeshayahu Y, Landau Z, **Phillip M**, Lebenthal Y. Alarming increase in ketoacidosis in children and adolescents with newly diagnosed Type 1 Diabetes during the first wave of the COVID-19 pandemic in Israel. *Pediatr Diabetes* 2022;23:10-18.



## Dr. Yehuda Kamari, M.D., Ph.D.

Vascular Biology Research Unit; Bert W. Strassburger Lipid Center; Talpiot Sheba Medical Leadership Program; Sheba Medical Center, Tel Hashomer.



yehuda.kamari@sheba.health.gov.il



URL: <https://www.sheba.co.il/>  
ד"ר יהודה קמרי

# Investigating Lipid Metabolism and Atherosclerosis

## Positions

Senior Lecturer, Medicine, School of Medicine

## Research

Our research interests are within the fields of metabolic inflammation that contributes to the derangements of fat accumulation in atherosclerosis, fatty liver disease and diabetes. Specifically, we study the role of the inflammatory cytokine IL-1 $\alpha$  and the ubiquitin-like protein HLA-F Adjacent Transcript 10 (FAT10) in these diseases. We recently discovered that the inflammatory cytokine IL-1 $\alpha$  has an important role in early and advanced stages of atherosclerosis and fatty liver disease. We also discovered an unexpected role of IL-1 $\alpha$  in determining ovarian lifespan and fertility.

We apply advanced technologies including genetically modified mice (Cre/loxP), molecular and cellular biology and microarray analysis to identify and functionally characterize genes that regulate atherosclerosis with the ultimate aim to prevent and treat this deadly disease.

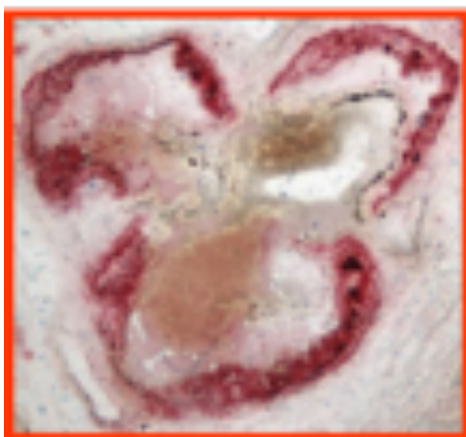
## Publications

**Kamari Y**, Fingrut O, Shaish A, Almog T, Kandel-Kfir M, Harats D, Rubinek T, Wolf I. The effect of klotho treatment on atherogenesis, blood pressure and metabolic parameters in experimental rodent models. *Hormone and Metabolic Research*, 2016;48(3):196-200.

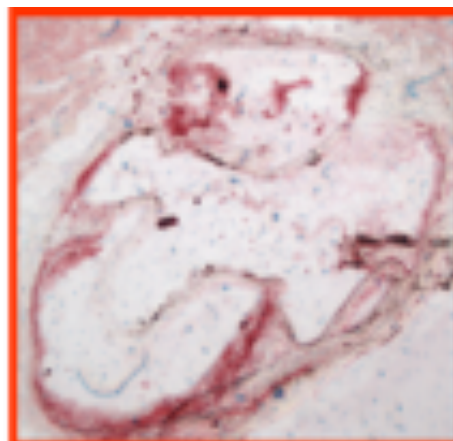
Grosskopf I, Shaish A, Charach G, Harats D, **Kamari Y**. Nifedipine Treatment for Hypertension Is Associated with Enhanced Lipolytic Activity and Accelerated Clearance of Post-prandial Lipemia. *Hormone and Metabolic Research*, 2016;48(4):257-62.

Bechor S, Zolberg Relevy N, Harari A, Almog T, **Kamari Y**, Ben-Amotz A, Harats D, Shaish A. 9-cis  $\beta$ -Carotene Increased Cholesterol Efflux to HDL in Macrophages. *Nutrients*. 2016;8(7).

Uri-Belapolsky S, Miller I, Shaish A, Levi M, Harats D, Ninio-Many L, **Kamari Y\***, Shalgi R\*. Interleukin 1-alpha deficiency increases the expression of follicle-stimulating hormone receptors in granulosa cells. *Mol Reprod Dev*. 2017;84(6):460-467. \* Equal contribution



IL-1 $\alpha$ +/+



IL-1 $\alpha$ -/-

Bone marrow-derived IL-1 $\alpha$  deficiency reduces atherosclerosis.

Gueta I, Loebstein R, Markovits N, **Kamari Y**, Halkin H, Livni G, Yarden-Bilavsky H. Voriconazole-induced QT prolongation among hemato-oncologic patients: clinical characteristics and risk factors. *Eur J Clin Pharmacol*. 2017;73(9):1181-1185.

Sultan M, Ben-Ari Z, Masoud R, Pappo O, Harats D, **Kamari Y\***, Safran M\*. Interleukin-1 $\alpha$  and Interleukin-1 $\beta$  play a central role in the pathogenesis of fulminant hepatic failure in mice. *PLoS One*. 2017;12(9):e0184084. \* Equal contribution.

Almog T, Kandel Kfir M, Levkovich H, Shlomai G, Barshack I, Stienstra R, Lustig Y, Leikin Frenkel A, Harari A, Bujanover Y, Apte R, Shaish A, Harats D, **Kamari Y**. Interleukin-1 $\alpha$  deficiency reduces

adiposity, glucose intolerance and hepatic de-novo lipogenesis in diet-induced obese mice. *BMJ Open Diabetes Res Care*. 2019;7(1):e000650.

Kandel-Kfir M, Garcia-Milan R, Gueta I, Lubitz I, Ben-Zvi I, Shaish A, Shir L, Harats D, Mahajan M, Canaan A, **Kamari Y**. IFN $\gamma$  potentiates TNF $\alpha$ /TNFR1 signaling to induce FAT10 expression in macrophages. *Mol Immunol*. 2020;117:101-109.

A. Harari, A. Leikin Frenkel, A. Sagee, H. Cohen, **Kamari Y**, Kandel Kfir M., D. Harats, A. Shaish. Addition of fish oil to atherogenic high fat diet inhibited atherogenesis while olive oil did not, in ldl receptor KO mice. *Nutr, Metab Cardiovasc Dis*. 2020;30(4):709-716.



## Dr. Alicia Leikin-Frenkel, Ph.D.

Faculty of Medicine  
Sheba Medical Center



✉ alicia@tauex.tau.ac.il, alicia.leikinfrenkel@sheba.health.gov.il

# Investigating the Impact of Maternal Fatty Acids Quality on the Fetal Gene Programming and Fingerprint of Health or Obesity Associated Disease

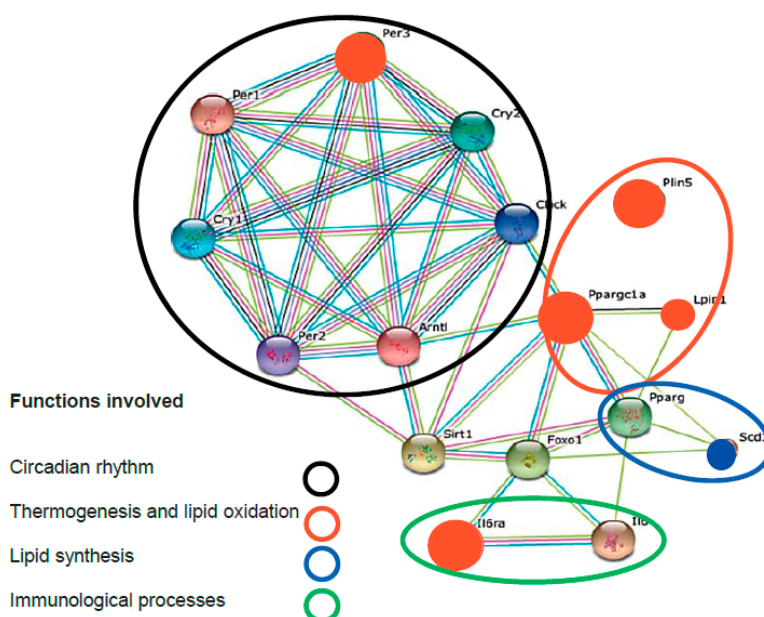
## Positions

Associate Professor, CAMEA, Faculty of Medicine  
Researcher at the Bert Strassburger Lipid Center, Sheba, Tel Hashomer

## Research

We study the effect of maternal dietary fatty acids quality during pregnancy and lactation on the gene networks that are involved in lipogenesis and thermogenesis in the offspring. Obesity-associated chronic metabolic diseases such as Cardiovascular, Type 2 diabetes and Non-Alcoholic Steatohepatosis are purported to have an early in utero origin. The nutrigenetic impact of fatty acids quality in normcaloric diets and healthy mothers during development is almost unknown. We are exploring

this question by studying the metabolic and genetic evolution of the offspring from birth to adult age in our animal nutritional model and in humans. We apply the latest methodologies including biochemistry, lipidomics, molecular biology, and microarray analysis to identify and functionally characterize genes that regulate the lipogenic and thermogenic processes that determine the energetic balance leading to obesity or its absence. Understanding the normal or obesity prone gene programming during development and characterizing the associated fingerprint in the offspring at birth is essential for the early diagnosis and design of treatments to prevent long-term metabolic obesity-associated disorders that are leading causes of disease in almost 40% of world population and death.



Protein interaction between products of genes upregulated (red full) or downregulated (blue full) by  $\omega$ 3 essential fatty acid (ALA) or saturated fatty acids (SFA). Enriched functions are marked using open colored circles.



## Publications

**Leikin Frenkel, A.** 2016. Is there a role for alpha-linolenic acid in the fetal programming of health? *Journal of Clinical Medicine* 5:40.

Bechor S; Nachmias D; Elia N; Haim Y; Vatarescu M; **Leikin-Frenkel A**; Gericke M; Tarnovsky T; Las G; Rudich A. 2017. Adipose tissue conditioned media support macrophage lipid-droplet biogenesis by interfering with autophagic flux. *BiochimBiophys Acta.* 1862(9):1001-1012

Elhaik Goldman S, Goetz D, Last D, ...**Leikin-Frenkel A**, ...Cooper I. 2018. High-fat diet protects the blood-brain barrier in an Alzheimer's disease mouse model. *Aging Cell.* 17:e12818.

**Leikin Frenkel A.** Prof. Dr.Rodolfo R. Brenner 1922-2018 In Memoriam. PLEFA DOI: <https://doi.org/10.1016/j.plefa.2018.11.010>

Kendel-Kfir M, Levkovitch H, Almog T, Kandel Kfir M, Levkovich H, Shlomain G, Barshack I, Stienstra R, Lustig Y, **Leikin Frenkel A** et al. (2018). Interleukin-1 $\alpha$  deficiency reduces adiposity, glucose intolerance and hepatic de-novo lipogenesis in diet-induced obese mice. *BMJ Open Diabetes Research & Care.* 1(1): 1-10.

Mahler L, Hararia A, Harats D, A Ben-Amotz A, Peled M, **Leikin-Frenkel A**, Kandel Kfir M, Kamaria Y, Shaish A. 2019. Combined treatment with 9-*cis*  $\beta$ -carotene and 22*R*-hydroxycholesterol augments cholesterol efflux in macrophages. *Algal Research* 44.

Almog, T., Kandel Kfir, M., Levkovich, H., Shlomain, G., Barshack, I., Stienstra, R., Lustig, Y., **Leikin Frenkel, A.**, Harari, A., Bujanover, Y., Apte, R., Shaish, A., Harats, D., Kamari, Y. Interleukin-1 $\alpha$  deficiency reduces adiposity, glucose intolerance and hepatic de-novo lipogenesis in diet-induced obese mice. 2019. *BMJ Open Diabetes Research and Care*, 7, Article number e000650


Harari A, **Leikin-Frenkel A**, Sagee A, et al. (2019). Addition of fish-oil to atherogenic-high-fat diet inhibited atherogenesis while olive oil did not, in LDL receptor-KO mice. *Advances in Biology.* 1(1): 1-10.

**A Leikin-Frenkel**, S Liraz-Zaltsman, KS Hollander, D Atrakchi, O Ravid et al. 2021. Dietary alpha linolenic acid in pregnant mice and during weaning increases brain docosahexaenoic acid and improves recognition memory in the offspring *The Journal of Nutritional Biochemistry* 91, 108597

## Review

**Leikin-Frenkel A.** 2016. Is there A Role for Alpha-Linolenic Acid in the Fetal Programming of Health? *Journal of Clinical Medicine* 5:40.

**Leikin-Frenkel A.** 2020. Perinatal Lipid Nutrition. Cordero Sanchez P and Vinci Guerra M. Molecular Nutrition, Elsevier Publishers







Prof. Raoul Orvieto, M.D.

Sheba Medical Center



TEL AVIV UNIVERSITY



Raoul.Orvieto@sheba.health.gov.il

## Reproductive Endocrinology and Infertility – From Basic Science to Clinical Application

### Positions

Professor, Obstetrics and Gynecology, Faculty of Medicine.

Incumbent, Tarnesby-Tarnowski Chair for Family Planning and Fertility Regulation, Faculty of Medicine

Director, Division of Reproductive Endocrinology and Infertility, Sheba Medical Center

Co-Editor-in-Chief, Reproductive Biology and Endocrinology

### Research

Our research includes:

- Various aspects of controlled ovarian hyperstimulation (COH) for in vitro fertilization (IVF).
- The role of GnRH-analogues, and specifically GnRH agonist versus antagonist in COH for IVF.
- The different modes of triggering final follicular maturation.
- Endometrial preparation for frozen-thawed embryo transfer.
- Obesity and IVF outcome.
- Fragile X Associated Premature Ovarian Insufficiency (FXPOI) in FMR1 premutation carriers.
- Pre-implantation genetic screening (PGS) and diagnosis (PGD).
- Several aspects of ovarian hyperstimulation syndrome (OHSS): pathophysiology, prediction, prevention and its relation to the inflammatory response.

### Publications

#### Manuscripts

Elizur SE, Dratviman-Storobinsky O, Derech-Haim S, Leibovitz O, Dor J, **Orvieto R**, Cohen Y. FMR6 (a long non coding RNA) may play a role in the pathogenesis of fragile X associated premature

ovarian insufficiency (FXPOI). *Gynecol Endocrinol* 2016;32(4):334-7.

**Orvieto R**, Shuly Y, Brengauz M, Feldman B. Should preimplantation genetic screening be implemented to routine clinical practice? *Gynecol Endocrinol* 2016;32(6):506-8.

Mansur A, Adir M, Yerushalmi G, Hourvitz A, Gitman H, Yung Y, **Orvieto R**, Machtinger R. Does BPA Alter Steroid Hormone Synthesis in Human Granulosa Cells In Vitro? *Hum Reprod* 2016;31:1562-1569

Haas J, Ophir L, Barzilay E, Machtinger R, Yung Y, **Orvieto R**, Hourvitz A. Standard hCG vs. double trigger for final follicular maturation results in different granulosa cells gene expressions *Fertil Steril* 2016;106(3):653-659

Cohen SB, Bouaziz J, Schiff E, Simon A, Nadgary M, Goldenberg M, **Orvieto R**, Revel A. In vitro fertilization outcomes following placement of Essure® micro-inserts in patients with hydrosalpinges who previously failed IVF treatment – a multicenter study *J Minim Invasive Gynecol.* 2016;23(6):939-43

**Orvieto R**, Feldman N, Lantsberg D, Manela D, Zilberberg E, Haas J. Natural cycle frozen-thawed embryo transfer-can we improve cycle outcome? *J Assist Reprod Genet* 2016;33(5):611-5.

Cohen SB, Bouaziz J, Jakobson-Setton A, Goldenberg M, Schiff E, **Orvieto R**, Shulman A. Hysteroscopically guided transvaginal ultrasound tubal catheterization – a novel office procedure. *Eur J Obstet Gynecol Reprod Biol.* 2016;204:113-116.

**Orvieto R**. Preimplantation genetic screening- the required RCT that has not yet been carried out. *Reprod Biol & Endocrinol* 2016;14:35

Lerner-Geva L, Boyko V Ehrlich S, Hourvitz A Haas J, Margalioth E, Levrán D, Calderon I, **Orvieto R**, Ellenbogen A, Meyerovitch J Ron-El R, Farhi A. The possible risk for cancer among children born

- following assisted reproductive technology (ART) in Israel. *Pediatric Blood & Cancer* 2016;64:4
- Adir M, Combelles CM, Mansur A, Ophir L, Hourvitz A, **Orvieto R**, Dor J, Machtinger R. Dibutyl phthalate impairs steroidogenesis and a subset of LH-dependent genes in cultured human mural granulosa cell in vitro. *Reprod Toxicol* 2017;69:13-18
- Machtinger R, Duvdevani NR, Lebovitz O, Dor J, Hourvitz A, **Orvieto R**. Outcome of Gestational Surrogacy According to IVF Protocol. *J Assist Reprod Genet* 2017;34:445-449.
- Abir R, Fisch B, Fisher N, Samara N, Lerer-Serfaty G, Ben-Haroush A, Stein A, **Orvieto R**. Attempts to improve human ovarian transplantation outcomes of needle immersed vitrification and slow-freezing by host and graft treatments. *J Assist Reprod Genet* 2017;34:663-644.
- Lerner-Geva L, Boyko V Ehrlich S, Hourvitz A Haas J, Margalioth E, Levrán D, Calderon I, **Orvieto R**, Ellenbogen A, Meyerovitch J Ron-El R, Farhi A. The possible risk for cancer among children born following assisted reproductive technology (ART) in Israel. *Pediatric Blood & Cancer* 2017;64(4).
- Feldman B, Aizer A, Brengauz M, Dotan K, Levron J, Schiff E, **Orvieto R**. Preimplantation genetic diagnosis- Should we use ICSI for all? *J Assist Reprod Genet* 2017;34:1179-1183.
- Cohen SB, Maschiah R, Bar On A, Goldenberg M, Schiff E, **Orvieto R**, Bouaziz J. Feasibility and Efficacy of Repeated Hysteroscopic Cesarean Niche Resection. *Eur J Obstet Gynecol & Reprod Biol* 2017;217:12-17
- Vanni VS, Zilberberg E, Manela D, **Orvieto R**. Should corifollitropin alfa be offered to patients with “genuine” poor response to controlled ovarian hyperstimulation? *Clin Exp Obstet Gynecol* 2018;XLV(5):752-5.
- Dar S, **Orvieto R**, Levron J, Haas J, Gat I, Raviv G. IVF outcome in azoospermic cancer survivors. *Eur J Obstet Gynecol & Reprod Biol* 2018;220:84-87.
- Baum M, **Orvieto R**, Kon S, Machtinger R, Yerushalmi GM, Hourvitz A. Comparison of effects of thawing entire donor sperm vial vs. partial thawing (shaving) on sperm quality. *J Assist Reprod Genet* 2018;35(4):645-648.
- Kedem A Yerushalmi G, Brengauz M, Raanani H, **Orvieto R**, Hourvitz A, Meirou D. Outcome of immature oocytes collection of 119 cancer patients during ovarian tissue harvesting for fertility preservation. *J Assist Reprod Genet* 2018;35(5):851-856.
- Bassil R, Casper R, Samara N, Hsieh TB, Barzilay E, **Orvieto R**, Haas J. Does the endometrial receptivity array really provide personalized embryo transfer? *J Assist Reprod Genet* 2018;35(7):1301-1305.
- Kirshenbaum M, Ben-David A, Zilberberg E, Elkan Miller T, Haas J, **Orvieto R**. Influence of seasonal variation on in vitro fertilization success. *PLoS ONE* 2018; 13(7): e0199210.
- Marom Haham L, Avrahami I, Domniz N, Ries-Levavi L, Berkenstadt M, **Orvieto R**, Cohen Y, Elizur SE. Preimplantation genetic diagnosis Versus Prenatal diagnosis – Reproductive decision making among FMR1 Premutation carriers wishing to conceive. *J Assist Reprod Genet* 2018.
- Farhi A, Frankenthal D, Hirsh-Yechezkel G, Boyko V, **Orvieto R**, Ron-El R, Lerner-Geva L. The effect of body mass index (BMI) and gestational weight gain on adverse obstetrical outcomes in pregnancies following assisted reproductive technology as compared to spontaneously conceived pregnancies. *Obesity Research & Clinical Practice* 2018.
- Samara N, Casper RF, Bassil R, Shere M, Barzilay E, **Orvieto R**, Haas J. Sub-endometrial contractility or computer-enhanced 3-D modeling scoring of the endometrium before embryo transfer: are they better than measuring endometrial thickness? *J Assist Reprod Genet* 2018.
- Lantsberg D, Farhi A, Zaslavsky-Paltiel I, Silverman BG, Lerner-Geva L, **Orvieto R**. Deliveries following fertility preservation by ovarian tissue cryopreservation without autotransplantation – what should be expected? *J Assist Reprod Genet* 2018.
- Friedman-Gohas M, Elizur SE, Dratviman-Storobinsky O, Aizer E, Haas J, Raanani H, **Orvieto R**, Cohen Y. FMRpolyG accumulates in FMR1 premutation granulosa cells. *J Ov Res* 2020;13(1):22.
- Mohr Sasson A, **Orvieto R**, Blumenfeld S, Axelrod M, Mor-Hadar D, Grin L, Aizer A, Haas J. The association between follicle size and oocyte development as a function of final follicular maturation triggering. *Reprod Biomed Online* 2020;40:887-893.
- Orvieto R**, Kirshenbaum M, Galiano V, Elkan-Miller E, Zilberberg E, Haas J, Nahum N. Stop GnRH-agonist combined with multiple-dose GnRH-antagonist protocol for patients with “genuine” poor response undergoing controlled ovarian hyperstimulation for IVF. *Front Endocrinol* 2020; 11:182.
- Shats M, Fenchel D, Katz G, Haas J, Machtinger R, Gat I, **Orvieto R**, Kedem A. Obstetric, neonatal and developmental delay outcomes following assisted

hatching treatment: a retrospective cohort study. *Gynecol Endocrinol* 2020.

Haas J, Bassil R, Samara N, Zilberberg E, Mehta C, **Orvieto R**, Casper RF. Dual vs. hCG trigger for final follicular maturation. A prospective, double-blinded, randomized controlled study. *Hum Reprod* 2020.

**Orvieto R**, Mohr Sasson A, Aizer A, Nahum R, Blumenfeld S, Kirshenbaum M, Haas J. Do follicles of obese patients yield competent oocytes/embryos? *Gyn Obstet Invest Gynecol Obstet Invest* 2020;85:290–293

Aizer A, Dratviman-Storobinsky O, Noach-Hirsh M, Konopnicki S, Raviv G, **Orvieto R**. Sperm retrieved by electro-ejaculation: Should we prefer fresh or cryopreserved sperm for ICSI? *Andrologia* 2020;00:e13671.

Alvigi C, Esteves S, **Orvieto R**, Conforti A, La Marca A, Fischer R; Andersen CY, Bühler K, Sunkara SK, Polyzos NP, Strina I, Carbone L, Bento FC, Galliano D, Yarali H, Vuong LN, Grynberg M, Drakopoulos P, Xavier P, Llacer J, Neuspiller F, Horton M, Roque M, Papanikolaou E, Banker M, Dahan MH, Foong S, Tournaye H, Blockeel C, Vaiarelli A, Humaidan P, Ubaldi FM. COVID-19 and Assisted Reproductive Technology Services: repercussions for patients and proposal for individualized clinical management. *Reprod Biol & Endocrinol* 2020;18(1):45.

Morgante G, Centini G, Troia ML, **Orvieto R**, De Leo V. Ulipristal acetate before in vitro fertilization: efficacy in infertile women with submucous fibroids. *Reprod Biol & Endocrinol* 2020;18:50.

The International Do No Harm Group in IVF (IDNHG-IVF). Members of the IDNHG-IVF Gleicher N, Albertini DF, Barad DH, Homer H, Modi D, Murtinger M, Patrizio P, **Orvieto R**, Takahashi S, Weghofer A, Ziebe S, Noyes N. The 2019 PGDIS position statement on transfer of mosaic embryos within a context of new information on PGT-A. *Reprod Biol & Endocrinol* 2020;18:57

**Orvieto R**, Kirshenbaum M, Galiano V, Zilberberg E, Haas J, Nahum N. Stop GnRH-agonist combined with multiple-dose GnRH-antagonist for patients with elevated peak serum progesterone levels undergoing ovarian stimulation for IVF- a proof of concept. *Gyn Obstet Invest* 2020.

Shapira M, **Orvieto R**, Lebovitz O, Nahum R, Aizer A, Shegev-Zahav A, Haas J. Does daily co administration of gonadotropins and letrozole during the ovarian stimulation improve IVF outcome for poor and sub optimal responders? *J Ovarian Res* 2020;13:66.

Gat I, Barzilay E, Zemet R, Mohr-Sasson A, Kedem A, **Orvieto R**, Haas J. Do fertility treatments effect affect labor induction success rate? A retrospective cohort study. *J Matern Fetal Neonatal Med* 2020.

Aizer A, Noach-Hirsh M, Dratviman-Storobinsky O, Haas J, **Orvieto R**. Does the number of embryos loaded on a single cryo- carrier affect post-vitrification survival rate? *Zygote* 2020.

Meyer R, **Orvieto R**, Israel A, Sasson AM, Timerman Y, Gorodesky T, Toussia-Cohen S, Hendler I, Simchen MJ, Machtinger R. Outcomes of singleton versus twin pregnancies in the fifth and sixth decades. *Eur J Obstet Gynecol Reprod Biol.* 2018;231:255-261

Cohen SB, Shapira M, Baron A, Bouaziz J, Mashiach R, Goldenberg M, **Orvieto R**. Ultrasonography-guided hysteroscopic tubal catheterization of proximally occluded tubes- reproductive outcomes. *Clin Exp Obstet Gynecol* 2019;XLVI( 6):872-5

Mohr-Sasson A, Spira M, Rahav R, Manela D, Schiff E, Mazaki-Tovi S, **Orvieto R**, Sivan E. Ovarian reserve after uterine artery embolization in women with morbidly adherent placenta: A cohort study. *PLoS One.* 2018;13(11):e0208139.

Lebovitz O, Haas J, James KE, Seidman DS, **Orvieto R**, Hourvitz A. The expected cumulative incidence of live birth of patients starting IVF treatment stage 41 years or older. *Reprod Biomed Online* 2018;37(5):533-541.

Kirshenbaum M, Feldman B, Aizer A, Haas J, **Orvieto R**. Preimplantation embryos sex ratios in couples with four or more children of same sex, what should be expected from a preimplantation genetic diagnosis cycle? *Gynecol Endocrinol* 2019;35(6):515–517

Farhi J, Elizur S, Yonish M, Seidman DS, Shulman A, Schiff E, **Orvieto R**. Assessment of a double freezing approach in the management of surplus embryos in IVF. *Reprod Biomed Online* 2019;38(4):517-519

Cohen SB, Schonmann R, Boaziz J, Seidman DS, **Orvieto R**, Mashiach R. Inhibin B level changes during the follicular phase in rats with unilateral ovarian torsion. *Clin Exp Obstet Gynecol* 2019; XLVI(5):797-9.

Haas J, Zilberberg E, Nahum R, Mor Sason A, Hourvitz A, Gat I, **Orvieto R**. Does double trigger (GnRH-agonist + hCG) improve outcome in poor responders undergoing IVF-ET cycle? A pilot study *Gynecol Endocrinol.* 2019 Jul;35(7):628-630

Farhi J, Cohen K, Mizrachi Y, Weissman A, Razieli A, **Orvieto R**. Should ICSI be implemented during IVF to all advanced-age patients with non-male factor subfertility? *Reprod Biol & Endocrinol* 2019;17:30

Ezra O, Haas J, Nahum R, Maman E, Cohen Y, Segev-Zahav A, **Orvieto R**. Do poor-responder patients undergoing IVF benefit from splitting and increasing the daily gonadotropin dose? *Gynecol Endocrinol* 2019;35(10):890–893

Lebovitz O, **Orvieto R**, James KE, Styer AK, Brown DN. Predictors of reproductive outcomes following myomectomy for intramural fibroids. *Reprod Biomed Online* 2019;39:484–91

Batsry L, **Orvieto R**, Mor-Hadar D, Yung Y, Gitman H, Shimon C, Zilberberg E, Haas J. Can we predict oocyte maturation prior to denudation for intracytoplasmic sperm injection? *Gynecol Endocrinol* 2020;36(3):265–267.

Friedman-Gohas M, Kirshenbaum M, Michaeli A, Domniz N, Elizur S, Raanani H, **Orvieto R**, Cohen Y. Does the presence of AGG interruptions within the CGG repeats tract have a protective effect on the fertility phenotype of female FMR1 premutation carriers? *J Assist Reprod Genet* 2020;37(4):849–854

Meyer R, **Orvieto R**, Timerman Y, Gorodesky T, Toussia-Cohen S, Kedem A, Simchen MJ, Machtinger R. Impact of the mode of conception on gestational hypertensive disorders at very advanced maternal age. *Reprod Biomed Online* 2020;40(2):281–6.

Cohen SB, Bouaziz J, Bar On A, **Orvieto R**. Fertility success rates in patients with secondary infertility and symptomatic cesarean scar niche undergoing hysteroscopic niche resection. *Gynecol Endocrinol* 2020.

## Reviews

**Orvieto R**, Seifer DB. Biosimilar FSH preparations—are they identical twins or just siblings? *Reprod Biol & Endocrinol* 2016;14:32

**Orvieto R**, Gleicher N. Should preimplantation genetic screening (PGS) be implemented to routine IVF practice? *J Assist Reprod Genet*. 2016

Palomba S, Homburg R, Santagni S, La Sala GB, **Orvieto R**. Risk of adverse pregnancy and perinatal outcomes after high technology infertility treatment: a comprehensive systematic review. *Reprod Biol Endocrinol* 2016;14(1):76.

**Orvieto R**. Triggering final follicular maturation for IVF cycles. *Curr Pharm Biotechnol* 2017.

Elizur E, Berkenstadt M, Ries-Levavi L, Gruber N, Pinhas-Hamiel O, Hassin-Baer S, Raas-Rothschild A, Raanani H, Cukierman-Yaffe T, **Orvieto R**, Cohen Y, Gabis L. premutation carriers. Are they really asymptomatic? *Harefuah* 2017.

Gleicher N, **Orvieto R**. Is the hypothesis of preimplantation genetic screening (PGS) still supportable? A review. *J Ovarian Res* 2017;10:21.

Gat I, **Orvieto R**. “This is where it all started” – the pivotal role of PLC $\zeta$  within the sophisticated process of mammalian reproduction: a systemic review. *Basic and Clinical Andrology* 2017; 27:9.

**Orvieto R**, Vanni VS, Gleicher N. The myths surrounding mild stimulation in vitro fertilization (IVF). *Reprod Biol Endocrinol* 2017;15:48.

Sanchez AM, Vanni VS, Bartiromo L, Papaleo E, Zilberberg E, Candiani M, **Orvieto R**, Vigano P. Is the oocyte quality affected by endometriosis? A review of the literature. *J Ovarian Res* 2017;10:43.

Gat I, Raviv G, Baum M, Orvieto R. MSOME and IMSI: reasonable rationale, selective clinical value. *Clin Exp Obstet Gynecol* 2018.

Gat I, Raviv G, Baum M, **Orvieto R**. MSOME and IMSI: reasonable rationale, selective clinical value. *Clin Exp Obstet Gynecol* 2019;XLVI(5):679–689.

Agarwal A, Parekh N, Panner Selvam MK, Henkel R, Shah R, Homa ST, Ramasamy R, Ko E, Tremellen K, Esteves S, Majzoub A, Alvarez JG, Gardner DK, Jayasena CN, Ramsay JW, Cho CL, Saleh R, Sakkas D, Hotaling JM, Lundy SD, Vij S, Marmar J, Gosalvez J, Sabanegh E, Park HJ, Zini A, Kavoussi P, Micic S, Smith R, Busetto GM, Bakırcioğlu ME, Haidl G, Balercia G, Puchalt NG, Ben-Khalifa M, Tadros N, Kirkman-Browne J, Moskovtsev S, Huang X, Borges E, Franken D, Bar-Chama N, Morimoto Y, Tomita K, Srinivasan VS, Ombelet W, Baldi E, Muratori M, Yumura Y, La Vignera S, Kosgi R, Martinez MP, Evenson DP, Zylbersztein DS, Roque M, Cocuzza M, Vieira M, Ben-Meir A, **Orvieto R**, Levitas E, Wisner A, Arafa M, Malhotra V, Parekattil SJ, Elbardisi H, Carvalho L, Dada R, Sifer C, Talwar P, Gudeloglu A, Mahmoud AMA, Terras K, Yazbeck C, Nebojsa B, Durairajanayagam D, Mounir A, Kahn LG, Baskaran S, Pai RD, Paoli D, Leisegang K, Moein MR, Malik S, Yaman O, Samanta L, Bayane F, Jindal SK, Kendirci M, Altay B, Perovic D, Harlev A. Male Oxidative Stress Infertility (MOSI): Proposed Terminology and clinical practice guidelines for management of idiopathic male infertility. *World J Mens Health*. 2019;37(3):296–312.

Kirshenbaum M, **Orvieto R**. Premature ovarian insufficiency and autoimmunity— an update appraisal. *J Assist Reprod Genet*. 2019;36(11):2207–2215.

**Orvieto R**. hMG versus recombinant FSH+ recombinant LH in controlled ovarian hyperstimulation for in vitro fertilization: Does the source of LH

preparation matter? *Reprod Biomed Online* 2019;39(6):1001-5.

Kirshenbaum M, **Orvieto R**. Should we offer in vitro fertilization to couples with unexplained recurrent pregnancy loss? *J Clin Med* 2019, 8, 2001.

**Orvieto R**, Kirshenbaum M, Gleicher N. Is embryo cryopreservation causing macrosomia – and what else? *Front. Endocrinol.* 11:19.

**Orvieto R**, Gleicher N. Preimplantation genetic testing for aneuploidy (PGT-A)- finally revealed. *J Assist Reprod Genet.* 2020;37:669–672.





## Prof. Ilan Shimon, M.D.

Director, Institute of Endocrinology, Diabetes & Metabolism  
Rabin Medical Center, Beilinson Campus  
Faculty of Medicine



Email: [ilanshi@clalit.org.il](mailto:ilanshi@clalit.org.il)



## Dr. Hadara Rubinfeld, Ph.D.

Felsenstein Medical Research Center  
Rabin Medical Center, Beilinson Campus



Email: [hadarar@clalit.org.il](mailto:hadarar@clalit.org.il)

# Neuroendocrine Tumors

### Positions

Professor of Medicine and Associate Dean, Rabin Medical Center

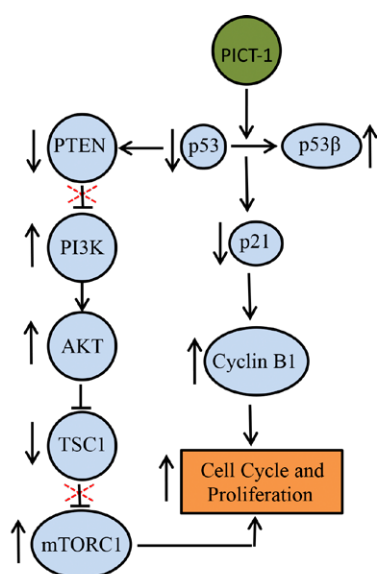
Faculty of Medicine, Tel Aviv University

### Research

Our goal is to elucidate the molecular mechanisms that regulate the development of tumors called neuroendocrine tumors (NETs). In this heterogeneous family of tumors, we focus mainly on pituitary,

medullary thyroid, lung and pancreatic NETs. We study the expression and function of genes that may affect cell proliferation and hormone secretion and we characterize the mechanisms of action of potential therapeutic compounds. In addition to various cell lines applied, cooperation with neurosurgeons and pathologists enable us access to multiple types of human tumors.

- The regulation of p53 splicing by PICT-1 and its effect on the sensitivity of neuroendocrine tumor cells to Everolimus, mTOR inhibitor
- The expression and function of Ephrins in non-functioning pituitary tumors
- Histone deacetylase inhibitors: their individual and combined effects with somatostatin analogs on PRL-secreting pituitary tumors



PICT-1 induces p53 splicing and resistance to mTOR inhibitor in Neuroendocrine Tumors

### Publications

Masri-Iraqi H, Akirov A, **Shimon I**. Medical treatment landscape for active acromegaly in a pituitary center in Israel. *Endocr Pract.* 2020

Colao A, Bronstein MD, Brue T, De Marinis L, Fleseriu M, Guitelman M, Raverot G, **Shimon I**, Fleck J, Gupta P, Pedroncelli AM, Gadelha MR. Pasireotide for acromegaly: long-term outcomes from an extension to the Phase III PAOLA study. *Eur J Endocrinol.* 2020; 182(6):583-594.

Giustina A, Barkan A, Beckers A, Biermasz N, Biller BMK, Boguszewski C, Bolanowski M, Bonert V,

Bronstein MD, Casanueva FF, Clemmons D, Colao A, Ferone D, Fleseriu M, Frara S, Gadelha MR, Ghigo E, Gurnell M, Heaney AP, Ho K, Ioachimescu A, Katznelson L, Kelestimur F, Kopchick J, Krsek M, Lamberts S, Losa M, Luger A, Maffei P, Marazuela M, Mazziotti G, Mercado M, Mortini P, Neggers S, Pereira AM, Petersenn S, Puig-Domingo M, Salvatori R, **Shimon I**, Strasburger C, Tsagarakis S, van der Lely AJ, Wass J, Zatelli MC, Melmed S. A consensus on the diagnosis and treatment of acromegaly comorbidities: An update. *J Clin Endocrinol Metab.* 2020;105(4).

**Shimon I**, Hirsch D, Tsvetov G, Robenshtok E, Akirov A, Fraenkel M, Eizenberg Y, Herzberg D, Barzilay-Yoseph L, Livner A, Friedrich I, Manisterski Y, Ishay A, Yoel U, Masri H. Hyperprolactinemia diagnosis in elderly men: a cohort of 28 patients over 65 years. *Endocrine.* 2019; 65(3):656-661.

**Shimon I**, Badiu C, Bossowski A, Doknic M, Dzivite-Krisane I, Hána V, Kollerova J, Natchev E, Pfeifer M, Szűcs N, Hey-Hadavi J, Gomez R. Adult growth hormone deficiency in CEE region: Heterogeneity of the patient pathway. *Growth Horm IGF Res.* 2019; 46-47:44-49.

Ozeri O, Cohen ZR, Hadani M, Nass D, **Shimon I**, **Rubinfeld H**. Antibody array strategy for human growth factor secretome profiling of GH-secreting adenomas. *Pituitary.* 2019; 22(4):344-352.

Akirov A, Greenman Y, Glaser B, S'chigol I, Mansiterski Y, Eizenberg Y, Shraga-Slutsky I, **Shimon I**. IGF-1 levels may increase paradoxically with dopamine agonist treatment for prolactinomas. *Pituitary.* 2018; 21(4):406-413.

Jallad RS, **Shimon I**, Fraenkel M, Medvedovsky V, Akirov A, Duarte FH, Bronstein MD. Outcome of pregnancies in a large cohort of women with acromegaly. *Clin Endocrinol (Oxf).* 2018; 88(6):896-907.

**Shimon I**, Adnan Z, Gorshtein A, Baraf L, Saba Khazen N, Gershinsky M, Pauker Y, Abid A, Niven MJ, Shechner C, Greenman Y. Efficacy and safety of long-acting pasireotide in patients with somatostatin-resistant acromegaly: a multicenter study. *Endocrine.* 2018; 62(2):448-455.

Hirsch D, **Shimon I**, Manisterski Y, Aviran-Barak N, Amitai O, Nadler V, Alboim S, Kopel V, Tsvetov G. Cushing's syndrome: comparison between Cushing's disease and adrenal Cushing's. *Endocrine.* 2018; 62(3):712-720.

**Shimon I**. Giant prolactinomas: Multi-modal approach to achieve tumor control. *Endocrine.* 2017; 56(2):227-228.

Akirov A, Gimbel H, Grossman A, Shochat T, **Shimon I**. Elevated TSH in adults treated for hypothyroidism is associated with increased mortality. *Eur J Endocrinol.* 2017; 176(1):57-66.

**Shimon I**, Sosa E, Mendoza V, Greenman Y, Tirosh A, Espinosa E, Popovic V, Glezer A, Bronstein MD, Mercado M. Giant prolactinomas larger than 60 mm in size: a cohort of massive and aggressive prolactin-secreting pituitary adenomas. *Pituitary.* 2016; 19(4):429-36.

**Rubinfeld H**, Cohen O, Kammer A, Yang G, Cohen ZR, Hadani M, **Shimon I**. Combination of mTOR inhibitors augments potency while activating PI3K signaling in pituitary tumors. *Neuroendocrinology.* 2016; 103(5):592-604.

Zornitzki T, **Rubinfeld H**, Lysy L, Schiller T, Raverot V, **Shimon I**, Knobler H. pNET co-secreting GHRH and calcitonin: ex vivo hormonal studies in human pituitary cells. *Endocrinol Diabetes Metab Case Rep.* 2016; 150134.

Greenman Y, Cooper O, Yaish I, Robenshtok E, Sagiv N, Jonas-Kimchi T, Yuan X, Gertych A, **Shimon I**, Ram Z, Melmed S, Stern N. Treatment of clinically nonfunctioning pituitary adenomas with dopamine agonists. *Eur J Endocrinol.* 2016; 175(1):63-72.

Tirosh A, Toledano Y, Masri-Iraqi H, Eizenberg Y, Tsvetov G, Hirsch D, Benbassat C, Robenshtok E, **Shimon I**. IGF-I levels reflect hypopituitarism severity in adults with pituitary dysfunction. *Pituitary.* 2016; 19(4):399-406.

## Reviews

**Shimon I**. Metastatic spread to the pituitary. *Neuroendocrinology.* 2020

Duskin-Bitan H, **Shimon I**. Prolactinomas in males: any differences? *Pituitary.* 2020; 23 (1):52-57

Akirov A, Asa SL, Amer L, **Shimon I**, Ezzat S. The clinicopathological spectrum of acromegaly. *J Clin Med.* 2019; 8(11):1962.

**Shimon I**. Giant Prolactinomas. *Neuroendocrinology.* 2019; 109(1):51-56.

Tirosh A, **Shimon I**. Complications of acromegaly: thyroid and colon. *Pituitary.* 2017; 20(1):70-75.



## prof. Amir Tirosh, M.D. Ph.D.

The Endocrinology and Diabetes Research Center  
Institute of Endocrinology, Sheba Medical Center  
Faculty of Medicine, Tel Aviv University



Amir.Tirosh@Sheba.Health.gov.il

# Mechanisms for the Development of Obesity and Diabetes – Molecular and Translational Aspects

## Position

Associate Professor of Medicine, Faculty of Medicine

## Research

With the worldwide epidemic proportions of obesity, its related morbidities such as cardiovascular disease and diabetes have become an emerging threat for public health. While the strong genetic predisposition for these conditions is a subject of intense research, less is known about the strong influence of various environmental factors on the pathophysiology of obesity and diabetes. We have recently established the Endocrinology and Diabetes Research Center at the Institute of Endocrinology at Sheba Medical Center with the vision to promote all aspects of research in the field of obesity, insulin resistance and diabetes.

Our group has focused on the following aspects of the pathophysiology of obesity and diabetes:

a. The role of food preservatives as ‘metabolic disruptors’: Some environmental and nutritional factors have been demonstrated to act as ‘endocrine disruptors’, with the ability to act as agonists or antagonists to certain receptors in a wide variety of biological systems. We have identified a common food preservative, with distinct metabolic effects. We were able to demonstrate that this food preservative results in an increase in hepatic glucose production as well as in changes in glucagon and insulin levels leading to liver insulin resistance. Chronic exposure results in weight gain, increase adiposity and systemic insulin resistance in mouse models. We are currently working on translating our pre-clinical results to humans in a series of randomized controlled trial. In addition, we continue to work using in-vitro and in-vivo animal models to assess the effects of micronutrients in modern nutrition on the development of obesity and diabetes.

b. Cellular mechanism linking over-nutrition with inflammation, insulin resistance and diabetes: Previous studies have clearly demonstrated that chronic inflammation and cellular stress is a central feature of obesity and its associated metabolic disease cluster. This inflammatory response is distinct, appears to respond to intrinsic cues, and does not resemble the classical inflammatory paradigm. Significant data have emerged in recent years on the molecular mechanisms leading to the development of these inflammatory and stress responses and how they are linked to metabolic homeostasis. Our research is focused on the regulation and adaptation to inflammation and stress within the tissue milieu in metabolically relevant tissues such as liver and adipose tissue. More specifically, we study cell-cell communication and the propagation of inflammatory and stress signals between cells within a tissue and the potential role of such communication in mediating insulin resistance and metabolic abnormalities.

c. In addition to utilizing basic research tools to promote our understanding on the mechanisms leading to insulin resistance and diabetes, we involve in clinical studies assessing novel risk factors and potential therapeutic approaches for these conditions. We are currently involved in several studies looking at the potential role of the novel adipokine FABP4 (fatty acid binding protein 4) in the insulin counter-regulatory response to hypoglycemia and as a potential contributor to the pathophysiology of gestational diabetes.

## Publications

Twig G, Gerstein HC, Fruchter E, Shina A, Afek A, Derazne E, Tzur D, Cukierman-Yaffe T, Amital D, Amital H, **Tirosh A**. Self-Perceived Emotional Distress and Diabetes Risk Among Young Men. *Am J Prev Med.* 2016;50(6):737-45.

## Grants

2017-2021	Principle Investigator Israeli Science Foundation (ISF) Connexin 43-mediated cell-cell communication and propagation of adipose tissue ER stress in obesity	2019-2021	Principle Investigator European Foundation for the Study of Diabetes (EFSD) Patient reported outcomes and ambulatory glucose profiles in a virtual type 1 diabetes clinic
2018-2020	Principle Investigator United States-Israel Binational Science Foundation (BSF) Impact of culinary coaching telemedicine program on body weight and metabolic outcomes		

# Genetic Diseases & Genomics



Credit: Viktor Koen



## Prof. Yair Anikster, M.D. Ph.D.

Metabolic Disease Unit, Edmond and Lily Safra  
Children's Hospital, Sheba Medical Center  
Department of Pediatrics, Faculty of Medicine



Yair.Anikster@sheba.health.  
gov.il

# Deciphering the Molecular Basis of Inborn Errors of Metabolism and Rare Genetic Disorders

## Positions

Professor, Faculty of Medicine

Director, Metabolic Disease Unit, Edmond and Lily Safra Children's Hospital, Sheba Medical Center, Tel-Hashomer

Chairman, Israeli Society for Metabolic Diseases (ISMD)

## Research

At the Metabolic Disease Unit and the Molecular Biochemistry laboratory at the Sheba Medical Center, we strive to identify and characterize the molecular basis of an array of inborn errors of metabolism (IEM)

and other rare inherited disorders. As a referral center for patients with a wide array of IEMs, we take a "bedside to bench to bedside" approach, studying the biochemical pathways and genetic basis of their disease, delineating the functional effects of the disease-causing variants, and aiming our efforts at the exciting possibilities for novel therapeutic approaches.

In the past few years, we were the first to identify a causative association between variants in several genes and a number of new neurometabolic disorders, as published in the *New England Journal of Medicine*, *American Journal of Human Genetics*, *Brain*, *Journal of Biological Chemistry*, among others. This was the case, for instance, of an autosomal recessive subtype



**Clinical Features of Polyarteritis Nodosa Associated with Adenosine Deaminase 2 (ADA2) Mutations.** Clinical manifestations of polyarteritis nodosa included digital necrosis of the toes in Patient B-III-3 (Panel A) and Raynaud's phenomenon and livedo reticularis in Patient B-III-6 (Panel B). Angiography of the celiac artery in Patient B-III-3 revealed an aneurysm (Panel C, arrow). Periarteritis, fibrinoid necrosis of the media, and destruction of the elastic laminae were revealed in a biopsy specimen of the superior mesenteric artery in Patient A-III-1 (Panel D, hematoxylin and eosin).

of Polyarteritis Nodosa vasculopathy, caused by variants in the *CECR1* gene, encoding Adenosine Deaminase 2 (ADA2). Since the publication of our results [Navon Elkan P et al. *N Engl J Med* 2014], this disorder, manifesting with early-onset cerebral infarctions (among others), has been diagnosed in numerous families worldwide.

Most recently, we identified and characterized a newly recognized inherited neurotransmitter deficiency, caused by mutations in *DNAJC12* [soon to be published in the *American Journal of Human Genetics*]. This disorder was found to manifest in hyperphenylalaninemia, dystonia and intellectual disability. Interestingly, patients with the *DNAJC12*-associated phenotype showed dramatic clinical improvement following early treatment with BH4 and/or neurotransmitter precursors, and thus this unique disorder is a new treatable and preventable cause of intellectual disability.

### Publications

Heimer G, Oz-Levi D, Eyal E, Edvardson S, Nissenkorn A, Ruzzo EK, Szeinberg A, Maayan C, Mai-Zahav M, Efrati O, Pras E, Reznik-Wolf H, Lancet D, Goldstein DB, **Anikster Y**, Shalev SA, Elpeleg O, Ben Zeev B. *TECPR2* mutations cause a new subtype of familial dysautonomia like hereditary sensory autonomic neuropathy with intellectual disability. *Eur J Paediatr Neurol*. 2016;20(1):69-79.

Stephen J, Vilboux T, Haberman Y, Pri-Chen H, Pode-Shakked B, Mazaheri S, Marek-Yagel D, Barel O, Di Segni A, Eyal E, Hout-Siloni G, Lahad A, Shalem T, Rechavi G, Malicdan MC, Weiss B, Gahl WA, **Anikster Y**. Congenital protein losing enteropathy: an inborn error of lipid metabolism due to *DGAT1* mutations. *Eur J Hum Genet*. 2016;24(9):1268-73.

Dionisi-Vici C, Shteyer E, Niceta M, Rizzo C, Pode-Shakked B, Chillemi G, Bruselles A, Semeraro M, Barel O, Eyal E, Kol N, Haberman Y, Lahad A, Diomedi-Camassei F, Marek-Yagel D, Rechavi G, Tartaglia M, **Anikster Y**. Expanding the molecular diversity and phenotypic spectrum of glycerol 3-phosphate dehydrogenase 1 deficiency. *J Inherit Metab Dis*. 2016;39(5):689-95.

Ardon O, Procter M, Mao R, Longo N, Landau YE, Shilon-Hadass A, Gabis LV, Hoffmann C, Tzadok M, Heimer G, Sada S, Ben-Zeev B, **Anikster Y**. Creatine transporter deficiency: Novel mutations and functional studies. *Mol Metab Genet Rep*. 2016;8:20-3.

Shahrour MA, Staretz-Chacham O, Dayan D, Stephen J, Weech A, Damseh N, Pri Chen H, Edvardson S,

Mazaheri S, Saada A; NISC Intramural Sequencing., Hershkovitz E, Shaag A, Huizing M, Abu-Libdeh B, Gahl WA, Azem A, **Anikster Y**, Vilboux T, Elpeleg O, Malicdan MC. Mitochondrial epileptic encephalopathy, 3-methylglutaconic aciduria and variable complex V deficiency associated with *TIMM50* mutations. *Clin Genet*, 2016 [Epub ahead of print].

Rechavi E, Lev A, Eyal E, Barel O, Kol N, Barhom SF, Pode-Shakked B, **Anikster Y**, Somech R, Simon AJ. A Novel Mutation in a Critical Region for the Methyl Donor Binding in *DNMT3B* Causes Immunodeficiency, Centromeric Instability, and Facial Anomalies Syndrome (ICF). *J Clin Immunol*. 2016;36(8):801-809.

Haberman Y, Di Segni A, Loberman-Nachum N, Barel O, Kunik V, Eyal E, Kol N, Hout-Siloni G, Kochavi B, Avivi C, Schvimer M, Rechavi G, **Anikster Y**, Barshack I, Weiss B. Congenital Sucrase-isomaltase Deficiency: A Novel Compound Heterozygous Mutation Causing Aberrant Protein Localization. *J Pediatr Gastroenterol Nutr*. 2016 [Epub ahead of print].

Pode-Shakked B, Barash H, Ziv L, Gripp KW, Flex E, Barel O, Carvalho KS, Scavina M, Chillemi G, Niceta M, Eyal E, Kol N, Ben-Zeev B, Bar-Yosef O, Marek-Yagel D, Bertini E, Duker AL, **Anikster Y**, Tartaglia M, Raas-Rothschild A. Microcephaly, intractable seizures and developmental delay caused by biallelic variants in *TBCD*: Further delineation of a new chaperone-mediated tubulinopathy. *Clin Genet*. 2016 [Epub ahead of print].

Heimer G, Kerätär JM, Riley LG, Balasubramaniam S, Eyal E, Pietikäinen LP, Hiltunen JK, Marek-Yagel D, Hamada J, Gregory A, Rogers C, Hogarth P, Nance MA, Shalva N, Veber A, Tzadok M, Nissenkorn A, Tonduti D, Renaldo F; University of Washington Center for Mendelian Genomics., Kraoua I, Panteghini C, Valletta L, Garavaglia B, Cowley MJ, Gayevskiy V, Roscioli T, Silberstein JM, Hoffmann C, Raas-Rothschild A, Tiranti V, **Anikster Y**, Christodoulou J, Kastaniotis AJ, Ben-Zeev B, Hayflick SJ. *MECR* Mutations Cause Childhood-Onset Dystonia and Optic Atrophy, a Mitochondrial Fatty Acid Synthesis Disorder. *Am J Hum Genet*. 2016;99(6):1229-44.

Falik Zaccai TC, Savitzki D, Zivony-Elboum Y, Vilboux T, Fitts EC, Shoval Y, Kalfon L, Samra N, Keren Z, Gross B, Chasnyk N, Straussberg R, Mullikin JC, Teer JK, Geiger D, Kornitzer D, Bitterman-Deutsch O, Samson AO, Wakamiya M, Peterson JW, Kirtley ML, Pinchuk IV, Baze WB, Gahl WA, Kleta R, **Anikster Y**, Chopra AK. Phospholipase A2-activating protein is

associated with a novel form of leukoencephalopathy. *Brain*. 2016 [Epub ahead of print].

**Anikster Y**, Haack TB, Vilboux T, Pode-Shakked B, Thöny B, Meissner T, Mayatepek E, Trefz FK, Marek-Yagel D, Berutti R, Benoist JF, Imbard A, Dorboz I, Heimer G, Landau Y, Ziv-Strasser L, Malicdan MCV, Gemperle-Britschgi C, Cremer K, Engels H, Meili D, Keller I, Brugmann R, Strom TM, Meitinger T, Mullikin JC, Schwartz G, Ben-Zeev B, Blau N, Hoffmann GF, Prokisch H, Opladen T, Schiff M. DNAJC12 mutations: a treatable cause of dystonia with hyperphenylalaninemia. *Am J Hum Genet* 2017.

Barel O, Malicdan MC, Ben-Zeev B, Kandel J, Pri-Chen H, Stephen J, Castro IG, Metz J, Atawa O, Moshkovitz S, Ganelin E, Barshack I, Polak-Charcon S, Nass D, Marek-Yagel D, Amariglio N, Shalva N, Vilboux T, Ferreira C, Pode-Shakked B, Heimer G, Hoffmann C, Yardeni T, Nissenkorn A, Avivi C, Eyal E, Kol N, Glick Saar E, Wallace DC, Gahl WA, Rechavi G, Schrader M, Eckmann DM, **Anikster Y**. Deleterious variants in TRAK1 disrupt mitochondrial movement and cause fatal encephalopathy. *Brain* 2017.

Malicdan MCV, Vilboux T, Ben-Zeev B, Guo J, Eliyahu A, Pode-Shakked B, Dori A, Kakani S, Chandrasekharappa SC, Ferreira CR, Shelestovich N, Marek-Yagel D, Pri-Chen H, Blatt I, Niederhuber JE, He L, Toro C, Taylor RW, Deeken J, Yardeni T, Wallace DC, Gahl WA, **Anikster Y**. A novel inborn error of the coenzyme Q10 biosynthesis pathway: cerebellar ataxia and static encephalomyopathy due to COQ5 C-methyltransferase deficiency. *Hum Mutat*. 2018; 39(1):69-79.

Iuso A, Wiersma M, Schuller HJ, Pode-Shakked B, Marek-Yagel D, Grigat M, Schwarzmayr T, Berutti R, Alhaddad B, Kanon B, Grzeschik NA, Okun JG, Perles Z, Salem Y, Barel O, Vardi A, Rubinshtein M, Tirosh T, Dubnov-Raz G, Messias AC, Terrile C, Barshack I, Volkov A, Avivi C, Eyal E, Mastantuono E, Kumber M, Abudi S, Braunisch M, Strom TM, Meitinger T, Hoffmann GF, Prokisch H, Haack TB, Brundel B, Haas D, Sibon OCM, **Anikster Y**. Mutations in PPCS, Encoding Phosphopantothienoylcysteine Synthetase, Cause Autosomal-Recessive Dilated Cardiomyopathy. *Am J Hum Genet*. 2018; 102(6):1018-1030.

Oz-Levi D, Olender T, Bar-Joseph I, Zhu Y, Marek-Yagel D, Barozzi I, Osterwalder M, Alkelai A, Ruzzo EK, Han Y, Vos ESM, Reznik-Wolf H, Hartman C, Shamir R, Weiss B, Shapiro R, Pode-Shakked B, Tatarskyy P, Milgrom R, Schvimer M, Barshack I, Imai DM, Coleman-Derr D, Dickel DE, Nord AS, Afzal V, van Bueren KL, Barnes RM, Black BL, Mayhew CN, Kuhar MF, Pitstick A, Tekman M, Stanescu HC, Wells JM, Kleita R, de Laat W, Goldstein DB, Pras

E, Visel A, Lancet D\*, **Anikster Y**\*Pennacchio LA\*. (\* Equal contribution). Noncoding deletions reveal a gene that is critical for intestinal function. *Nature*. 2019;571(7763):107-111

Pode-Shakked B, Heimer G, Vilboux T, Marek-Yagel D, Ben-Zeev B, Davids M, Ferreira CR, Philosoph AM, Veber A, Pode-Shakked N, Kenet G, Soudack M, Hoffmann C, Vernitsky H, Safaniev M, Lodzki M, Lahad A, Shouval DS, Levinkopf D, Weiss B, Barg AA, Daka A, Amariglio N, Malicdan MCV, Gahl WA, **Anikster Y**. Cerebral and portal vein thrombosis, macrocephaly and atypical absence seizures in Glycosylphosphatidyl inositol deficiency due to a PIGM promoter mutation. *Mol Genet Metab*. 2019;pii: S1096-7192

Wagner M, Skorobogatko Y, Pode-Shakked B, Powell CM, Alhaddad B, Seibt A, Barel O, Heimer G, Hoffmann C, Demmer LA, Perilla-Young Y, Remke M, Wieczorek D, Navaratnarajah T, Lichtner P, Klee D, Shamseldin HE, Al Mutairi F, Mayatepek E, Strom T, Meitinger T, Alkuraya FS, **Anikster Y**, Saltiel AR, Distelmaier F. Bi-allelic variants in RALGAPA1 cause profound neurodevelopmental disability, muscular hypotonia, infantile spasms, and feeding abnormalities. *Am J Hum Genet*. 2020;106(2):246-255.

Barak S, **Anikster Y**, Sarouk I, Stern E, Eisenstein E, Yissar T, Sherr-Lurie N, Raas-Rothschild A, Guttman D. Long-term outcomes of early enzyme replacement therapy for Mucopolysaccharidosis IV: Clinical case studies of two siblings. *Diagnostics (Basel)*. 2020

Pode-Shakked N, Korman SH, Pode-Shakked B, Landau Y, Kneller K, Abraham S, Shaag A, Ulanovsky I, Daas S, Saraf-Levy T, Reznik-Wolf H, Vivante A, Pras E, Almashanu S, **Anikster Y**. Clues and challenges in the diagnosis of intermittent maple syrup urine disease. *Eur J Med Genet*. 2020;63(6):103901.

Hillert A, **Anikster Y**, Belanger-Quintana A, Burlina A, Burton BK, Carducci C, Chiesa AE, Christodoulou J, Đorđević M, Desviat LR, Eliyahu A, Evers RAF, Fajkusova L, Feillet F, Bonfim-Freitas PE, Giżewska M, Gundorova P, Karall D, Kneller K, Kutsev SI, Leuzzi V, Levy HL, Lichter-Konecki U, Muntau AC, Namour F, Oltarzewski M, Paras A, Perez B, Polak E, Polyakov AV, Porta F, Rohrbach M, Scholl-Bürgi S, Spécola N, Stojiljković M, Shen N, Santana-da Silva LC, Skouma A, van Spronsen F, Stoppioni V, Thöny B, Trefz FK, Vockley J, Yu Y, Zschocke J, Hoffmann GF, Garbade SF, Blau N. The genetic landscape and epidemiology of phenylketonuria. *Am J Hum Genet*. 2020;107(2):234-250



Landau YE, Heimer G, Barel O, Shalva N, Marek-Yagel D, Veber A, Javasky E, Shilon A, Nissenkorn A, Ben-Zeev B, **Anikster Y**. Four patients with D-bifunctional protein (DBP) deficiency: Expanding the phenotypic spectrum of a highly variable disease. *Mol Genet Metab Rep.* 2020 15;25:100631

#### Grants

- 2020-2021 Clinical and Biochemical evaluation of IDIS, Tel Aviv University, Faculty of Medicine
- 2020-2024 Modeling tubulopathies using patient-specific kidney organoids for renal precision medicine: mitochondrial disease-associated Fanconi syndrome as proof of concept, Israel Precision Medicine Program (IPMP)-ISF



Prof. Hagit Baris Feldman, M.D.

Department of Human Molecular Genetics and Biochemistry  
Faculty of Medicine



Email: hagitbf@tlvmc.gov.il

# Deciphering the Role of Novel Human Genes and the Pathophysiology Underlying Rare Monogenic Syndromes

## Positions

Director, The Genetics Institute, Tel Aviv Sourasky Medical Center

Associate Professor, Faculty of Medicine

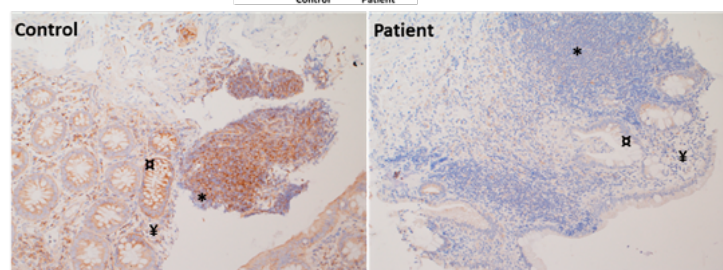
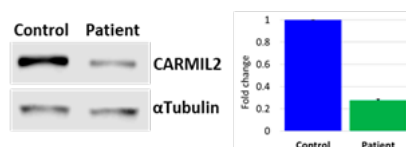
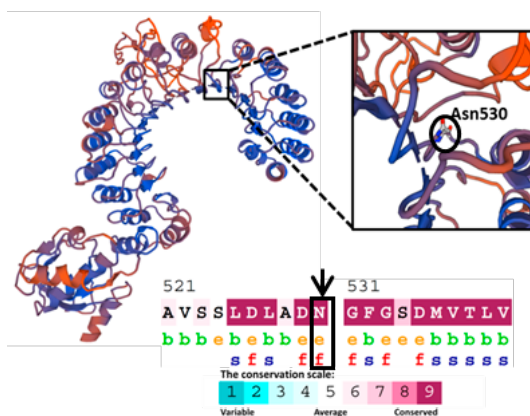
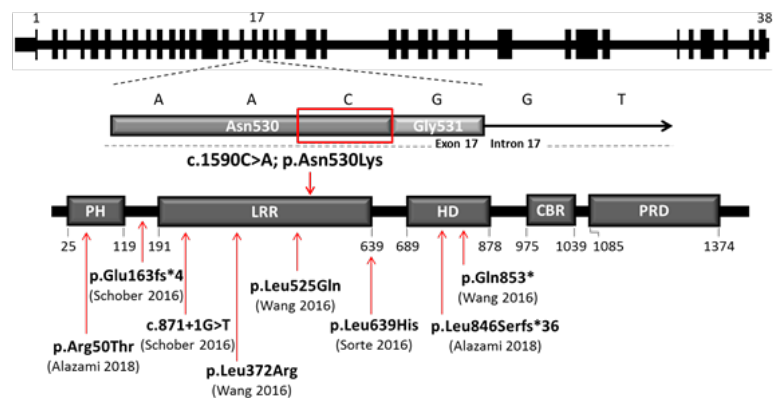
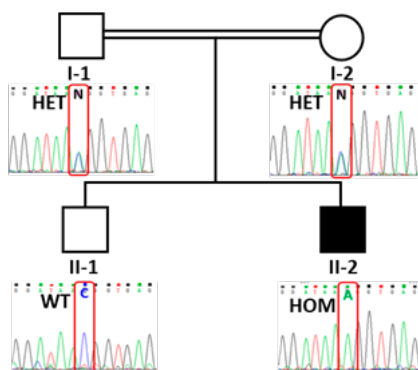
Chair, Israeli Society of Medical Geneticists

## Research

We study the the genetic basis of human Mendelian syndromes from various medical disciplines using next generation technologies, coupled with functional analyses to uncover novel disease pathways. Our laboratory combines genetic, computational and

molecular biology methods to study rare diseases and investigate the pathophysiological mechanisms underlying these syndromes. In addition, we have collaborations with top experts in different medical and biological fields, both in Israel and worldwide.

Over the last five years, we uncovered numerous novel human disease-causing genes using whole exome sequencing. These serve as a first step to better understanding human physiology in health and disease, followed by potential application of this knowledge to implement precision medicine and tailored treatments. Our discoveries provided personalized genetic counseling for families with



rare genetic disorders and promoted the birth of healthy children through prenatal and preimplantation genetic diagnoses. Moreover, our findings paved the way to tailored medical treatment for some of the patients, which became the treatment of choice for similar patients worldwide. Our research is patient-driven with the aim of continued implementation of personalized medicine and disease prevention.

Recently, we embarked on a new project aimed at identify risk and protective variants in genes involved in COVID-19 morbidity and disease severity in the hope of identifying in-risk patients and new treatment target targets. We are also taking part in an international consortium aimed at understanding the genetic predisposition to SARS-CoV-2 infection <https://www.covidhge.com/>

### Publications

Stelzer G, Plaschkes I, Oz-Levi D, Alkelai A, Olender T, Zimmerman S, Twik M, Belinky F, Fishilevich S, Nudel R, Guan-Golan Y, Warshawsky D, Dahary D, Kohn A, Mazor Y, Kaplan S, Iny Stein T, **Baris Feldman H (Baris H)**, Rappaport N, Safran M, Lancet D. VarElect: the phenotype-based variation prioritizer of the GeneCards Suite. *BMC Genomics*. 2016;17 Suppl 2:444.

Ekhilevitch N, Kurolap A, Oz-Levi D, Mory A, Hershkovitz T, Ast G, Mandel H, **Baris Feldman H (Baris H)**. Expanding the MYBPC1 phenotypic spectrum: a novel homozygous mutation causes arthrogryposis multiplex congenita. *Clin Genet*. 2016;90(1):84-9.

**Baris Feldman H (Baris H)**, Weisz Hubshman M, Bar-Sever Z, Kornreich L, Shkalim Zemer V, Cohen IJ. Re-evaluation of bone pain in patients with type 1 Gaucher disease suggests that bone crises occur in small bones as well as long bones. *Blood Cells Mol Dis*. 2016;60:65-72.

Kurolap A, Orenstein N, Kedar I, Weisz Hubshman M, Tiosano D, Mory A, Levi Z, Marom D, Cohen L, Ekhilevich N, Douglas J, Nowak CB, Tan W-H, **Baris Feldman H (Baris H)**. Is one diagnosis the whole story? patients with double diagnoses. *Am J Med Genet A*. 2016;170(9):2338-48.

Aronson M, Gallinger S, Cohen Z, Cohen S, Dvir R, Elhasid R, **Baris Feldman H (Baris H)**, Kariv R, Druker H, Chan H, Ling SC, Kortan P, Holter S, Semotiuk K, Malkin D, Farah R, Sayad A, Heald B, Kalady MF, Penney LS, Rideout AL, Rashid M, Hasadsri L, Pichurin P, Riegert-Johnson D, Campbell B, Bakry D, Al-Rimawi H, Alharbi QK, Alharbi M, Shamvil A, Tabori U, Durno C. Gastrointestinal findings in the

largest series of patients with Hereditary Biallelic Mismatch Repair Deficiency Syndrome: Report from the international consortium. *Am J Gastroenterol*. 2016;111(2):275-84.

**Baris Feldman H (Baris H)**, Barnes-Kedar I, Toledano H, Halpern M, Hershkovitz D, Lossos A, Lerer I, Peretz T, Kariv R, Cohen S, Half EE, Magal N, Drasinover V, Wimmer K, Goldberg Y, Bercovich D, Levi Z. Constitutional mismatch repair deficiency in Israel: High proportion of founder mutations in MMR genes and consanguinity. *Pediatr Blood Cancer*. 2016;63(3):418-27.

Agranat S, **Baris Feldman H (Baris H)**, Kedar I, Shochat M, Rizel S, Perry S, Margel D, Sulkes A, Yerushalmi R. Earlier age of breast cancer onset in Israeli BRCA carriers-Is it a real phenomenon? *Breast J*. 2016;22(6):662-6.

Kurolap A, Armbruster A, Hershkovitz T, Hauf K, Mory A, Paperna T, Hannappel E, Tal G, Nijem Y, Sella E, Mahajnah M, Ilivitzki A, Hershkovitz D, Ekhilevitch N, Mandel H, Eulenburg V, **Baris Feldman H (Baris H)**. Loss of Glycine Transporter 1 causes a subtype of Glycine Encephalopathy with Arthrogryposis and mildly elevated cerebrospinal fluid glycine. *Am J Hum Genet*. 2016;99(5):1172-80.

Yokote K, Chanprasert S, Lee L, Eirich K, Takemoto M, Watanabe A, Koizumi N, Lessel D, Mori T, Hisama FM, Ladd PD, Angle B, **Baris Feldman H (Baris H)**, Cefle K, Palanduz S, Ozturk S, Chateau A, Deguchi K, Easwar TKM, Federico A, Fox A, Grebe TA, Hay B, Nampootheri S, Seiter K, Streeten E, Piña-Aguilar RE, Poke G, Poot M, Posmyk R, Martin GM, Kubisch C, Schindler D, Oshima J. WRN mutation update: Mutation spectrum, patient registries, and translational prospects. *Hum Mutat*. 2017;38(1):7-15.

Kurolap A, Eshach-Adiv O, Hershkovitz T, Paperna T, Mory A, Oz-Levi D, Zohar Y, Mandel H, Chezar J, Azoulay D, Peleg S, Half EE, Yahalom V, Finkel L, Weissbrod O, Geiger D, Tabib A, Shaoul R, Magen D, Bonstein L, Mevorach D, **Baris Feldman H (Baris H)**. Loss of CD55 in eculizumab-responsive protein-losing enteropathy. *N Engl J Med*. 2017;377(1):87-9.

Lieberman S, Walsh T, Schechter M, Adar T, Goldin E, Beeri R, Sharon N, **Baris Feldman H (Baris H)**, Ben Avi L, Half E, Lerer I, Shirts BH, Pritchard CC, Tomlinson I, King M-C, Levy-Lahad E, Peretz T, Goldberg Y. Features of patients with hereditary mixed polyposis syndrome caused by duplication of GREM1 and implications for screening and surveillance. *Gastroenterology*. 2017;152(8):1876-1880.e1.

- Mistry PK, Lukina E, Ben Turkia H, Shankar SP, **Baris Feldman H (Baris H)**, Ghosn M, Mehta A, Packman S, Pastores G, Petakov M, Assouline S, Balwani M, Danda S, Hadjiev E, Ortega A, Gaemers SJM, Tayag R, Peterschmitt MJ. Outcomes after 18 months of eliglustat therapy in treatment-naïve adults with Gaucher disease type 1: The phase 3 ENGAGE trial. *Am J Hematol*. 2017;92(11):1170-6.
- Tesch VK, IJspeert H, Raicht A, Rueda D, Dominguez-Pinilla N, Allende LM, Colas C, Rosenbaum T, Ilencikova D, **Baris Feldman H (Baris H)**, Nathrath MHM, Suerink M, Januszkiewicz-Lewandowska D, Ragab I, Azizi AA, Wenzel SS, Zschocke J, Schwinger W, Kloor M, Blattmann C, Brugieres L, van der Burg M, Wimmer K, Seidel MG. No overt clinical immunodeficiency despite immune biological abnormalities in patients with constitutional mismatch repair deficiency. *Front Immunol*. 2018;9:1506.
- Abu Freha N, Leibovici Weissman Y, Fich A, Barnes Kedar I, Halpern M, Sztarkier I, Behar DM, Arbib Sneh O, Vilkin A, **Baris Feldman H (Baris H)**, Gingold R, Lejbkowitz F, Niv Y, Goldberg Y, Levi Z. Constitutional mismatch repair deficiency and Lynch syndrome among consecutive Arab Bedouins with colorectal cancer in Israel. *Fam Cancer*. 2018;17(1):79-86.
- Arkadir D, Dinur T, Mullin S, Mehta A, **Baris Feldman H (Baris H)**, Alcalay RN, Zimran A. Trio approach reveals higher risk of PD in carriers of severe vs. mild GBA mutations. *Blood Cells Mol Dis*. 2018;68:115-6.
- Sagi-Dain L, Maya I, Peleg A, Reches A, Banne E, **Baris Feldman H (Baris H)**, Tenne T, Singer A, Ben-Shachar S. Microarray analysis in pregnancies with isolated unilateral kidney agenesis. *Pediatr Res*. 2018;83(4):825-8.
- Singer A, Maya I, Koifman A, Nasser Samra N, **Baris Feldman H (Baris H)**, Falik-Zaccai T, Ben Shachar S, Sagi-Dain L. Microarray analysis in pregnancies with isolated echogenic bowel. *Early Hum Dev*. 2018;119:25-8.
- Chen A\*, Tiosano D\*, Guran T\*, **Baris Feldman H (Baris H)\***, Bayram Y, Mory A, Shapiro-Kulnane L, Hodges CA, Akdemir ZC, Turan S, Jhangiani SN, van den Akker F, Hoppel CL, Salz HK, Lupski JR, Buchner DA. \*Equal contribution. Mutations in the mitochondrial ribosomal protein MRPS22 lead to primary ovarian insufficiency. *Hum Mol Genet*. 2018;27(11):1913-26.
- Friederich MW, Timal S, Powell CA, Dallabona C, Kurolap A, Palacios-Zambrano S, Bratkovic D, Derks TGJ, Bick D, Bouman K, Chatfield KC, Damouny-Naoum N, Dishop MK, Falik-Zaccai TC, Fares F, Fedida A, Ferrero I, Gallagher RC, Garesse R, Gilberti M, González C, Gowan K, Habib C, Halligan RK, Kalfon L, Knight K, Lefeber D, Mamblona L, Mandel H, Mory A, Ottoson J, Paperna T, Pruijn GJM, Rebelo-Guiomar PF, Saada A, Sainz B, Salvemini H, Schoots MH, Smeitink JA, Szukszto MJ, Ter Horst HJ, van den Brandt F, van Spronsen FJ, Veltman JA, Wartchow E, Wintjes LT, Zohar Y, Fernández-Moreno MA\*, **Baris Feldman H (Baris H)\***, Donnini C\*, Minczuk M\*, Rodenburg RJ\*, Van Hove JLK\*. \*Equal Supervision. Pathogenic variants in glutamyl-tRNAGln amidotransferase subunits cause a lethal mitochondrial cardiomyopathy disorder. *Nat Commun*. 2018;9(1):4065.
- Maya I, Singer A, **Baris Feldman H (Baris H)**, Goldberg Y, Shalata A, Khayat M, Ben-Shachar S, Sagi-Dain L. Prenatal microarray analysis in right aortic arch-a retrospective cohort study and review of the literature. *J Perinatol*. 2018;38(5):468-73.
- Kurolap A, Eshach-Adiv O, Gonzaga-Jauregui C, Dolnikov K, Mory A, Paperna T, Hershkovitz T, Overton JD, Kaplan M, Glaser F, Zohar Y, Shuldiner AR, Berger G, **Baris Feldman H (Baris H)**. Establishing the role of PLVAP in protein-losing enteropathy: a homozygous missense variant leads to an attenuated phenotype. *J Med Genet*. 2018;55(11):779-84.
- Hershkovitz T, Kurolap A, Ruhrman-Shahar N, Monakier D, DeChene ET, Peretz-Amit G, Funke B, Zucker N, Hirsch R, Tan W-H, **Baris Feldman H**. Clinical diversity of MYH7-related cardiomyopathies: Insights into genotype-phenotype correlations. *Am J Med Genet A*. 2019;179(3):365-72.
- Kurolap A, Eshach Adiv O, Hershkovitz T, Tabib A, Karbian N, Paperna T, Mory A, Vachyan A, Slijper N, Steinberg R, Zohar Y, Mevorach D, **Baris Feldman H**. Eculizumab is safe and effective as a long-term treatment for protein-losing enteropathy due to CD55 deficiency. *J Pediatr Gastroenterol Nutr*. 2019;68(3):325-33.
- Paperna T, Sharon-Shwartzman N, Kurolap A, Goldberg Y, Moustafa N, Carasso Y, Feinstien M, Mory A, Reznick-Levi G, Gonzaga-Jauregui C, Shuldiner AR, Basel-Salmon L, Ofra Y, Half EE, **Baris Feldman H**. Homozygosity for CHEK2 p.Gly167Arg leads to a unique cancer syndrome with multiple complex chromosomal translocations in peripheral blood karyotype. *J Med Genet*. 2019; 57(7):500-504.
- Weiss K, Ekhilevitch N, Cohen L, Bratman-Morag S, Bello R, Martinez AF, Hadid Y, Shlush LI, Kurolap A, Paperna T, Mory A, **Baris Feldman H (Baris H)**, Muenke M. Identification of a novel PCNT founder pathogenic variant in the Israeli Druze population. *Eur J Med Genet*. 2019; 63(2):103643.

Tiosano D\*, **Baris Feldman H (Baris H)\***, Chen A\*, Hitzert MM\*, Schueler M\*, Gulluni F\*, Wiesener A, Bergua A, Mory A, Copeland B, Gleeson JG, Rump P, van Meer H, Sival DA, Haucke V, Kriwinsky J, Knaup KX, Reis A, Hauer NN, Hirsch E, Roepman R, Pfundt R, Thiel CT, Wiesener MS, Aslanyan MG, Buchner DA.\*Equal contribution. Mutations in PIK3C2A cause syndromic short stature, skeletal abnormalities, and cataracts associated with ciliary dysfunction. *PLoS Genet.* 2019;15(4):e1008088.

Gallon R, Mühlegger B, Wenzel S-S, Sheth H, Hayes C, Aretz S, Dahan K, Foulkes W, Kratz CP, Ripperger T, Azizi AA, **Baris Feldman H**, Chong A-L, Demirsoy U, Florkin B, Imschweiler T, Januszkiewicz-Lewandowska D, Lobitz S, Nathrath M, Pander H-J, Perez-Alonso V, Perne C, Ragab I, Rosenbaum T, Rueda D, Seidel MG, Suerink M, Taeubner J, Zimmermann S-Y, Zschocke J, Borthwick GM, Burn J, Jackson MS, Santibanez-Koref M, Wimmer K. A sensitive and scalable microsatellite instability assay to diagnose constitutional mismatch repair deficiency by sequencing of peripheral blood leukocytes. *Hum Mutat.* 2019;40(5):649-55.

Kurolap A, Eshach Adiv O, Konnikova L, Werner L, Gonzaga-Jauregui C, Steinberg M, Mitsialis V, Mory A, Nunberg MY, Wall S, Shaoul R, Overton JD, Regeneron Genetics Center, Shuldiner AR, Zohar Y, Paperna T, Snapper SB, Shouval DS, **Baris Feldman H**. A unique presentation of infantile-onset colitis and eosinophilic disease without recurrent infections resulting from a novel homozygous CARMIL2 variant. *J Clin Immunol* 39(4):430-439.

HersHKovitz T, Kurolap A, Gonzaga-Jauregui C, Paperna T, Mory A, Wolf SE, Regeneron Genetics Center, Overton JD, Shuldiner AR, Saada A, Mandel H, **Baris Feldman H**. A novel TUFM homozygous variant in a child with mitochondrial cardiomyopathy

expands the phenotype of combined oxidative phosphorylation deficiency 4. *J Hum Genet.* 2019;64(6):589-95.

Kurolap A, del Toro M, Spiegel R, Gutstein A, Shafir G, Cohen IJ, Barrabés JA, **Baris Feldman H (Feldman HB)**. Gaucher disease type 3c: New patients with unique presentations and review of the literature. *Mol Genet Metab.* 2019;127(2):138-46.

Weiss K, Lazar HP, Kurolap A, Martinez A, Paperna T, Cohen L, Smelan MF, Wallen S, Solveig H, Keren B, Terhal P, Irving M, Takaku M, Roberts JD, Petrovich RM, Vergano S, Kenney A, Hove H, Dechene E, Quinonez S, Colin E, Rumble M, Jain M, Monteil D, Roeder E, van Haeringen A, Gambello M, Santani A, Medne L, Krock B, Skraba CM, Zackai EH, Dubbs HA, Smol T, Ghomid J, Parker M, Wright M, Turnpenny P, Clayton-Smith J, Metcalfe K, Kurumizaka H, Gelb B, **Baris Feldman H**, Campeau PM, Muenke M, Wade PA, Lachlan K. The CHD4-related syndrome: A comprehensive investigation of the clinical spectrum, genotype-phenotype correlations and molecular basis. *Genet Med.* 2019; 22(2):389-397.

Bernstein-Molho R, Barnes-Kedar I, Ludman MD, Reznik G, **Baris Feldman H (Feldman HB)**, Samra NN, Eilat A, Peretz T, Peretz LP, Shapira T, Magal N, Kalis ML, Yerushalmi R, Vinkler C, Liberman S, Basel-Salmon L, Shohat M, Levy-Lahad E, Friedman E, Bazak L, Goldberg Y. The yield of full BRCA1/2 genotyping in Israeli Arab high-risk breast/ovarian cancer patients. *Breast Cancer Res Treat.* 2019; 178(1):231-237.

#### Grants

2019-2020	Israel Innovation Authority
2020-2021	Israel Innovation Authority



## Prof. Lina Basel-Salmon, M.D., Ph.D.

Rafael Recanati Institute of Genetics, Rabin Medical Center; Department of Pediatrics & Department of Human Molecular Genetics and Biochemistry, Faculty of Medicine



Email: [basel@tauex.tau.ac.il](mailto:basel@tauex.tau.ac.il)

# Identification of Novel Gene-Phenotype Associations in Rare Diseases

## Positions

Director, Rafael Recanati Institute of Genetics, Rabin Medical Center

Full Professor, Faculty of Medicine

Committee Member, European Society of Human Genetics

## Research

Approximately 80 percent of rare diseases are caused by altered functions of proteins encoded by single genes. Diagnostic success leading to personalized treatments and prevention of complications for individuals with rare diseases depends on progress in the discovery of genes underlying these conditions. Our goal at the Raphael Recanati Genetics Institute at the Rabin Medical Center is to decipher the etiology of rare diseases in humans. Main areas of our research include: 1) identification of new syndromes and new gene-disease associations for neurodevelopmental disorders, eye disorders, skin disorders and other phenotypes; 2) investigation of the role of artificial intelligence-based platforms in the interpretation of broad genomic sequencing results, and 3) definition of the role of clinical geneticists in connecting phenotype to genotype during genomic variant interpretation process. To date, we have identified more than 20 new gene-disease associations. As a result of these discoveries, population-based preventive carrier screening programs in at-risk populations have been established.

## Publications

Reinstein E, Smirin-Yosef P, Lagovsky I, Davidov B, Peretz Amit G, Neumann D, Orr-Urtreger A, Ben-Shachat S, **Basel-Vanagaite L**. A founder mutation in ADAMTSL4 causes early-onset bilateral ectopia lentis among Jews of Bukharian origin. *Mol Genet Metab*. 2016;117:38-41.

Cohen R, Halevy A, Aharoni S, Kraus D, Konen O, **Basel-Vanagaite L**, Goldberg-Stern H, Straussberg R. Polymicrogyria and myoclonic epilepsy in autosomal recessive cutis laxa type 2A. *Neurogenetics*. 2016;17:251-257.

**Basel-Vanagaite L**, Wolf L, Orin M, Larizza L, Gervasini I, Krantz ID, Deardoff MA. Recognition of the Cornelia de Lange syndrome phenotype with facial dysmorphology novel analysis. *Clin Genet*. 2016;89:557-63.

Eskin-Schwartz M\*, **Basel-Vanagaite L\***, David M, Lagovsky I, Ben-Amitai D, Smirin-Yosef P, Atzmony L, Hodak E. Intra-familial variation in clinical phenotype of CARD14-related psoriasis. *Acta Derm Venereol*. 2016;96:885-7. [\*Shared first coauthorship]

Maya I, Kahana S, Yeshaya J, Tenne T, Yacobson S, Agmon-Fishman I, Cohen-Vig L, Levi A, Reinstein E, **Basel-Vanagaite L**, Sharony R. Chromosomal microarray analysis in fetuses with aberrant right subclavian artery. *Ultrasound Obstet Gynecol*. 49:337-341.

Weiss K, Terhal PA, Cohen L, Bruccoleri M, Irving M, Martinez AF, Rosenfeld JA, Machol K, Yang Y, Liu P, Walkiewicz M, Beuten J, Gomez-Ospina N, Haude K, Fong CT, Enns GM, Bernstein JA, Fan J, Gotway G, Ghorbani M; DDD Study., van Gassen K, Monroe GR, van Haaften G, **Basel-Vanagaite L**, Yang XJ, Campeau PM, Muenke M. De Novo mutations in CHD4, an ATP-dependent chromatin remodeler gene, cause an intellectual disability syndrome with distinctive dysmorphisms. *Am J Hum Genet*. 2016;99:934-941.

Weisz Hubshman M\*, **Basel-Vanagaite L\***, Krauss A, Konen O, Levy Y, Garty BZ, Smirin-Yosef P, Maya I, Lagovsky I, Taub E, Marom D, Gaash D, Shichrur K, Avigad S, Hayman Manzur L, Villa A, Sobacchi C, Shohat M, Yaniv I, Stein J. Homozygous deletion of RAG1, RAG2 and 5' region TRAF6 causes severe

- immune suppression and atypical osteopetrosis. *Clin Genet*. 2017;91:902-907. [\*Shared first coauthorship]
- Orenstein N, Weiss K, Oprescu SN, Shapira R, Kidron D, **Vanagaite-Basel L**, Antonellis A, Muenke M. Biallelic IARS mutations in a child with intra-uterine growth retardation, neonatal cholestasis, and mild developmental delay. *Clin Genet*. 2016;91:913-917
- Smirin-Yosef P\*, Zuckerman-Levin N\*, Tzur S, Granot Y, Cohen L, Sachsenweger J, Borck G, Lagovsky I, Salmon-Divon M, Wiesmüller L, **Basel-Vanagaite L**. A biallelic mutation in the homologous recombination repair gene SPIDR is associated with human gonadal dysgenesis. *J Clin Endocrinol Metab*. 2016;102:681-688 [\*Shared first coauthorship]
- Basel-Vanagaite L**, Pillar N, Isakov O, Smirin-Yosef P, Lagovsky I, Orenstein N, Salmon-Divon M, Tamary H, Bazak L, Meyerovitch, Pelli, Botchan S, Farberov L, Weissglas D, Shomron N. X-linked Elliptocytosis with impaired growth is related to mutated AMMECR1. *Gene*. 606;47-52
- Lee JYW, Hsu C, Michael M, Nanda A, Liu L, McMillan JR, Poureyyron C, Takeichi T, Tolar J, Reid E, Hayday T, Blumen SC, Abu-Mouch S, Straussberg R, **Basel-Vanagaite L**, Barhum Y, Zouabi Y, Al-Ajmi H, Huang H, Lin T, Akiyama M, Lee JYY, McLean WHI, Simpson MA, Parsons M, McGrath JA. Large intragenic deletion in DSTYK underlies autosomal recessive complicated spastic paraparesis (SPG23). *Am J Hum Genet*. 2017;100:364-370.
- Cohen L, Orenstein N, Weisz-Hubshman M, Bazak L, Davidov B, Reinstein E, Tzur S, Behar D, Smirin-Yosef P, Salmon-Divon M, Gross A, Shohat M, **Basel-Vanagaite L**. Utilization of whole exome sequencing in diagnostics of genetic disease: Rabin Medical Center's experience. *Harefuah*. 2017;156:212-216.
- Salpietro V, Lin W, Delle Vedove A, Storbeck M, Liu Y, Efthymiou S, Manole A, Wiethoff S, Ye Q, Sagar A, McElreavey K, Krishnakumar SS; SYNAPS Study Group, Pitt M, Bello OD, Rothman JE, **Basel-Vanagaite L**, Hubshman MW, Aharoni S, Manzur AY, Wirth B, Houlden H. Homozygous mutations in VAMP1 cause a presynaptic congenital myasthenic syndrome. *Ann Neurol*. 2017;81:597-603.
- Solomon-Zemler R, **Basel-Vanagaite L**, Steier D, Yakar S, Mel E, Phillip M, Bazak L, Bercovich D, Werner H, de Vries L. A novel heterozygous IGF-1 receptor mutation associated with hypoglycemia. *Endocr Connect*. 2017;6:395-403.
- Bardin R, Hadar E, Haizler-Cohen L, Gabbay-Benziv R, Meizner I, Kahana S, Yeshaya J, Yacobson S, Cohen-Vig L, Agmon-Fishman I, **Basel-Vanagaite L**, Maya I. Cytogenetic analysis in fetuses with late onset abnormal sonographic findings. *J Perinat Med*. 2018;46:975-982.
- Yilmaz R, Szakszon K, Altmann A, Altunoglu U, Senturk L, McGuire M, Calabrese O, Madan-Khetarpal S, **Basel-Vanagaite L**, Borck G. Kaufman oculocerebrofacial syndrome: Novel UBE3B mutations and clinical features in four unrelated patients. *Am J Med Genet A*. 2018;176:187-193.
- Abbott JA, Meyer-Schuman R, Lupo V, Feely S, Mademan I, Oprescu SN, Griffin LB, Alberti MA, Casanovas C, Aharoni S, **Basel-Vanagaite L**, Züchner S, De Jonghe P, Baets J, Shy ME, Espinós C, Demeler B, Antonellis A, Francklyn C. Substrate interaction defects in histidyl-tRNA synthetase linked to dominant axonal peripheral neuropathy. *Hum Mutat*. 2018;39:415-432.
- Weisz Hubshman M, Broekman S, van Wijk E, Cremers F, Abu-Diab A, Khateb S, Tzur S, Lagovsky I, Smirin-Yosef P, Sharon D, Haer-Wigman L, Banin E, **Basel-Vanagaite L**, de Vrieze E. Whole-exome sequencing reveals POC5 as a novel gene associated with autosomal recessive retinitis pigmentosa. *Hum Mol Genet*. 2018;27:614-624.
- Hemati P, Revah-Politi A, Bassan H, Petrovski S, Bilancia CG, Ramsey K, Griffin NG, Bier L, Cho MT, Rosello M, Lynch SA, Colombo S, Weber A, Haug M, Heinzen EL, Sands TT, Narayanan V, Primiano M, Aggarwal VS, Millan F, Sattler-Holtrop SG, Carollo A, Pillar N, Baker J, Freedman R, Kroes HY, Sacharow S, Stong N, Lapunzina P, Schneider MC, Mendelsohn NJ, Singleton A, Loik Ramey V, Wou K, Kuzminsky A, Monfort S, Weiss M, Doyle S, Iglesias A, Martinez F, Mckenzie F, Orellana C, van Gassen KLI, Palomares M, Bazak L, Lee A, Bircher A, **Basel-Vanagaite L**, Hafström M, Houge G; C4RCD Research Group; DDD study, Goldstein DB, Anyane-Yeboah K. Refining the phenotype associated with GNB1 mutations: Clinical data on 18 newly identified patients and review of the literature. *Am J Med Genet A*. 2018;176:2259-2275
- Barnes-Kedar I, Bernstein-Molho R, Ginzach N, Hartmajer S, Shapira T, Magal N, Kalis ML, Peretz T, Shohat M, **Basel-Salmon L**, Friedman E, Bazak L, Goldberg Y. The yield of full BRCA1/2 genotyping in Israeli high-risk breast/ovarian cancer patients who do not carry the predominant mutations. *Breast Cancer Res Treat*. 2018;172:151-157.
- Orenstein N, Goldberg-Stern H, Straussberg R, Bazak L, Weisz Hubshman M, Kropach N, Gilad O, Scheuerman O, Dory Y, Kraus D, Tzur S, Magal N, Kilim Y, Shkalim Zemer V, **Basel-Salmon L**. A de novo

GABRA2 missense mutation in severe early-onset epileptic encephalopathy with a choreiform movement disorder. *Eur J Paediatr Neurol.* 2018;22:516-524.

Maya I, Sharony R, Yacobson S, Kahana S, Yeshaya J, Tenne T, Agmon-Fishman I, Cohen-Vig L, Goldberg Y, Berger R, **Basel-Salmon L**, Shohat M. When genotype is not predictive of phenotype: implications for genetic counseling based on 21,594 chromosomal microarray analysis examinations. *Genet Med.* 2018;20:128-131.

Basel-Salmon L, Orenstein N, Markus-Bustani K, Ruhrman-Shahar N, Kilim Y, Magal N, Hubshman MW, Bazak L. Improved diagnostics by exome sequencing following raw data reevaluation by clinical geneticists involved in the medical care of the individuals tested. *Genet Med.* 2019;21:1443-1451

Gurovich Y, Hanani Y, Bar O, Nadav G, Fleischer N, Gelbman D, **Basel-Salmon L**, Krawitz PM, Kamphausen SB, Zenker M, Bird LM, Gripp KW. Identifying facial phenotypes of genetic disorders using deep learning. *Nat Med.* 2019;1:60-64.

Shohet A, Cohen L, Haguel D, Mozer Y, Shomron N, Tzur S, Bazak L, **Basel-Salmon L**, Krause I. Variant in SCYL1 gene causes aberrant splicing in a family with cerebellar ataxia, recurrent episodes of liver failure, and growth retardation. *Eur J Hum Genet.* 2019;27:263-268

Rabinowitz T, Polsky A, Golan D, Danilevsky A, Shapira G, Raff C, **Basel-Salmon L**, Matar RT, Shomron N. Bayesian-based noninvasive prenatal diagnosis of single-gene disorders. *Genome Res.* 2019;29:428-438.

Horn S, Au M, **Basel-Salmon L**, Bayrak-Toydemir P, Chapin A, Cohen L, Elting MW, Graham JM, Gonzaga-Jauregui C, Konen O, Holzer M, Lemke J, Miller CE, Rey LK, Wolf NI, Weiss MM, Waisfisz Q, Mirzaa GM, Wiczorek D, Sticht H, Abou Jamra R. De novo variants in PAK1 lead to intellectual disability with macrocephaly and seizures. *Brain.* 2019;142:3351-3359.

Bernstein-Molho R, Barnes-Kedar I, Ludman MD, Reznik G, Feldman HB, Samra NN, Eilat A, Peretz T, Peretz LP, Shapira T, Magal N, Kalis ML, Yerushalmi R, Vinkler C, Liberman S, **Basel-Salmon L**, Shohat M, Levy-Lahad E, Friedman E, Bazak L, Goldberg Y. The yield of full BRCA1/2 genotyping in Israeli Arab high-risk breast/ovarian cancer patients. *Breast Cancer Res Treat.* 2019;178:231-237.

Shen J, Oza AM, Del Castillo I, Duzkale H, Matsunaga T, Pandya A, Kang HP, Mar-Heyming R, Guha S, Moyer K, Lo C, Kenna M, Alexander JJ, Zhang Y,

Hirsch Y, Luo M, Cao Y, Wai Choy K, Cheng YF, Avraham KB, Hu X, Garrido G, Moreno-Pelayo MA, Greinwald J, Zhang K, Zeng Y, Brownstein Z, **Basel-Salmon L**, Davidov B, Frydman M, Weiden T, Nagan N, Willis A, Hemphill SE, Grant AR, Siegert RK, DiStefano MT, Amr SS, Rehm HL, Abou Tayoun AN; ClinGen Hearing Loss Working Group. Consensus interpretation of the p.Met34Thr and p.Val37Ile variants in GJB2 by the ClinGen Hearing Loss Expert Panel. *Genet Med.* 2019;21:2442-2452.

Sagi-Dain L, Cohen Vig L, Kahana S, Yacobson S, Tenne T, Agmon-Fishman I, Klein C, Matar R, **Basel-Salmon L**, Maya I. Chromosomal microarray vs. NIPS: analysis of 5541 low-risk pregnancies. *Genet Med.* 2019;21:2462-2467.

Magini P, Smits DJ, Vandervore L, Schot R, Columbaro M, Kasteleijn E, van der Ent M, Palombo F, Lequin MH, Dremmen M, de Wit MCY, Severino M, Divizia MT, Striano P, Ordonez-Herrera N, Alhashem A, Al Fares A, Al Ghamdi M, Rolfs A, Bauer P, Demmers J, Verheijen FW, Wilke M, van Slegtenhorst M, van der Spek PJ, Seri M, Jansen AC, Stottmann RW, Hufnagel RB, Hopkin RJ, Aljeaid D, Wiszniewski W, Gawlinski P, Laure-Kamionowska M, Alkuraya FS, Akleh H, Stanley V, Musaev D, Gleeson JG, Zaki MS, Brunetti-Pierrri N, Cappuccio G, Davidov B, **Basel-Salmon L**, Bazak L, Shahar NR, Bertoli-Avella A, Mirzaa GM, Dobyns WB, Pippucci T, Fornerod M, Mancini GMS. Loss of SMPD4 causes a developmental disorder characterized by microcephaly and congenital arthrogryposis. *Am J Hum Genet.* 2019;105:689-705.

Sagi-Dain L, Goldberg Y, Peleg A, Sukenik-Halevy R, Sofrin-Drucker E, Appelman Z, Josefsberg BYS, Ben-Shachar S, Vinkler C, **Basel-Salmon L**, Maya I. The rare 13q33-q34 microdeletions: eight new patients and review of the literature. *Hum Genet.* 2019;138:1145-1153.

Toledano H, Orenstein N, Sofrin E, Ruhrman-Shahar N, Amarilyo G, **Basel-Salmon L**, Shuldiner AR, Smirin-Yosef P, Aronson M, Al-Tarrah H, Bazak L, Gonzaga-Jauregui C, Tabori U, Wimmer K, Goldberg Y. Paediatric systemic lupus erythematosus as a manifestation of constitutional mismatch repair deficiency. *J Med Genet.* 201.

Bend R, Cohen L, Carter MT, Lyons MJ, Niyazov D, Mikati MA, Rojas SK, Person RE, Si Y, Wentzensen IM; Regeneron Genetics Center, Torti E, Lee JA, Boycott KM, **Basel-Salmon L**, Ferreira CR, Gonzaga-Jauregui C. Phenotype and mutation expansion of the PTPN23 associated disorder characterized by neurodevelopmental delay and structural brain abnormalities. *Eur J Hum Genet.* 2019;28:76-87.



Lieberman S, Beeri R, Walsh T, Schechter M, Keret D, Half E, Gulsuner S, Tomer A, Jacob H, Cohen S, **Basel-Salmon L**, Mansur M, Berger R, Katz LH, Golomb E, Peretz T, Levy Z, Kedar I, King MC, Levy-Lahad E, Goldberg Y. Variable features of juvenile polyposis syndrome with gastric involvement among patients with a large genomic deletion of BMPR1A. *Clin Transl Gastroenterol*. 2019;10:e00054.

**Basel-Salmon L**, Orenstein N, Markus-Bustani K, Ruhrman-Shahar N, Kilim Y, Magal N, Hubshman MW, Bazak L. Improved diagnostics by exome sequencing following raw data reevaluation by clinical geneticists involved in the medical care of the individuals tested. *Genet Med*. 2019;21:1443-1451.

Weisz-Hubshman M, Meirson H, Michaelson-Cohen R, Beeri R, Tzur S, Bormans C, Modai S, Shomron N, Shilon Y, Banne E, Orenstein N, Konen O, Marek-Yagel D, Veber A, Shalva N, Imagawa E, Matsumoto N, Lev D, Lerman Sagie T, Raas-Rothschild A, Ben-Zeev B, **Basel-Salmon L**, Behar DM, Heimer G. Novel WWOX deleterious variants cause early infantile epileptic encephalopathy, severe developmental delay and dysmorphism among Yemenite Jews. *Eur J Paediatr Neurol*. 2019;23:418-426.

Paperna T, Sharon-Shwartzman N, Kurolap A, Goldberg Y, Moustafa N, Carasso Y, Feinstien M, Mory A, Reznick-Levi G, Gonzaga-Jauregui C, Shuldiner AR, **Basel-Salmon L**, Ofra Y, Half EE, Baris Feldman H. Homozygosity for CHEK2 p.Gly167Arg leads to a unique cancer syndrome with multiple complex chromosomal translocations in peripheral blood karyotype. *J Med Genet*. 2019;57:500-504.


Li L, Ghorbani M, Weisz-Hubshman M, Rousseau J, Thiffault I, Schnur RE, Breen C, Oegema R, Weiss MM, Waisfisz Q, Welner S, Kingston H, Hills JA, Boon EM, **Basel-Salmon L**, Konen O, Goldberg-Stern H, Bazak L, Tzur S, Jin J, Bi X, Bruccoleri M, McWalter K, Cho MT, Scarano M, Schaefer GB, Brooks SS, Hughes SS, van Gassen KLI, van Hagen

JM, Pandita TK, Agrawal PB, Campeau PM, Yang XJ. Lysine acetyltransferase 8 is involved in cerebral development and syndromic intellectual disability. *J Clin Invest*. 2020;130:1431-1445

Mak CCY, Doherty D, Lin AE, Vegas N, Cho MT, Viot G, Dimartino C, Weisfeld-Adams JD, Lessel D, Joss S, Li C, Gonzaga-Jauregui C, Zarate YA, Ehmke N, Horn D, Troyer C, Kant SG, Lee Y, Ishak GE, Leung G, Barone Pritchard A, Yang S, Bend EG, Filippini F, Roadhouse C, Lebrun N, Mehaffey MG, Martin PM, Apple B, Millan F, Puk O, Hoffer MJV, Henderson LB, McGowan R, Wentzensen IM, Pei S, Zahir FR, Yu M, Gibson WT, Seman A, Steeves M, Murrell JR, Luettgen S, Francisco E, Strom TM, Amlie-Wolf L, Kaindl AM, Wilson WG, Halbach S, **Basel-Salmon L**, Lev-El N, Denecke J, Vissers LELM, Radtke K, Chelly J, Zackai E, Friedman JM, Bamshad MJ, Nickerson DA; University of Washington Center for Mendelian Genomics, Reid RR, Devriendt K, Chae JH, Stolerman E, McDougall C, Powis Z, Bienvenu T, Tan TY, Orenstein N, Dobyns WB, Shieh JT, Choi M, Waggoner D, Gripp KW, Parker MJ, Stoler J, Lyonnet S, Cormier-Daire V, Viskochil D, Hoffman TL, Amiel J, Chung BHY, Gordon CT. MN1 C-terminal truncation syndrome is a novel neurodevelopmental and craniofacial disorder with partial rhombencephalosynapsis. *Brain*. 2020;143:55-68.

Tan TY, Sedmík J, Fitzgerald MP, Halevy RS, Keegan LP, Helbig I, **Basel-Salmon L**, Cohen L, Straussberg R, Chung WK, Helal M, Maroofian R, Houlden H, Juusola J, Sadedin S, Pais L, Howell KB, White SM, Christodoulou J, & O'Connell MA. Bi-allelic ADARB1 variants associated with microcephaly, intellectual disability, and seizures. *Am J Hum Genet*. 2020;106:467-483.

Maya I, **Basel-Salmon L**, Singer A, Sagi-Dain L. High-frequency low-penetrance copy-number variant classification: should we revise the existing guidelines? *Genet Med*. 2020;22:1276-1277.



## Prof. Gidi Rechavi, M.D., Ph.D.

Department of Human Molecular Genetics and Biochemistry, Faculty of Medicine  
Cancer Research Center, Sheba Medical Center, Tel Hashomer  
The Wohl Institute of Translational Medicine, Sheba Medical Center, Tel Hashomer  
Pediatric Hematology-Oncology, Edmond and Lily Safra Children's Hospital, Tel Hashomer



[gidi.rechavi@sheba.health.gov.il](mailto:gidi.rechavi@sheba.health.gov.il)  
<http://gidirechavilab.com>

# Genomics and Epitranscriptomics

## Positions

Professor, Faculty of Medicine

Djerassi Chair in Oncology, Tel Aviv University

Head – Cancer Research Center, Sheba Medical Center, Tel Hashomer

Head- The Wohl Institute of Translational Medicine, Sheba Medical Center, Tel Hashomer

## Research

Our main interest lies in the deciphering of novel genetic and epigenetic mechanisms affecting global gene expression and their implication in cancer and neuronal disorders.

Our research interests are:

- The deciphering of the role of RNA epigenetics, including RNA editing and RNA methylation in the regulation of gene expression and cell fate.

- The study of transposable genetic elements in cancer and development
- Genetic and genomic studies relevant to cancer and genetic diseases
- Genetically non-identical tumors

## Publications

### Manuscripts

Simon AJ, Lev A, Zhang Y, et al Mutations in STN1 cause Coats plus syndrome and are associated with genomic and telomere defects. *J Exp Med.* 2016; 8:1429-1440.

Dominissini D, Nachtergaele S, Moshitch-Moshkovitz S et al, The dynamic N1-methyladenosine methylome in eukaryotic messenger RNA. *Nature*, 2016; 530(7591):441-6.

Choi J, Leong K et al. N6-methyladenosine in mRNA disrupts tRNA selection and translation-elongation dynamics. *Nature Struct Mol Biol.* 2016; 23(2):110-5.

## Reviews

Frye M, Jaffrey SR, Pan T, **Rechavi G**, Suzuki T. RNA modifications: what have we learned and where are we headed? *Nat Rev Genet.* 2016;17(6):365-72.





**Prof. Annick Raas-Rothschild, M.D.**

Sheba Medical Center  
Department of Pediatrics  
Department of Human Molecular Genetics and  
Biochemistry, Faculty of Medicine



Annick.Rothschild@sheba.  
health.gov.il  
[https://eng.sheba.co.il/Institute\\_for\\_Rare\\_Diseases](https://eng.sheba.co.il/Institute_for_Rare_Diseases)



## Rare Diseases Diagnosis and Research

### Positions

Pediatrician – Medical Geneticist, Sheba Medical Center

Director, Institute for Rare Diseases

Associate Professor, Faculty of Medicine

National Coordinator, Orphanet Israel

National Coordinator, Rare Diseases National Registry

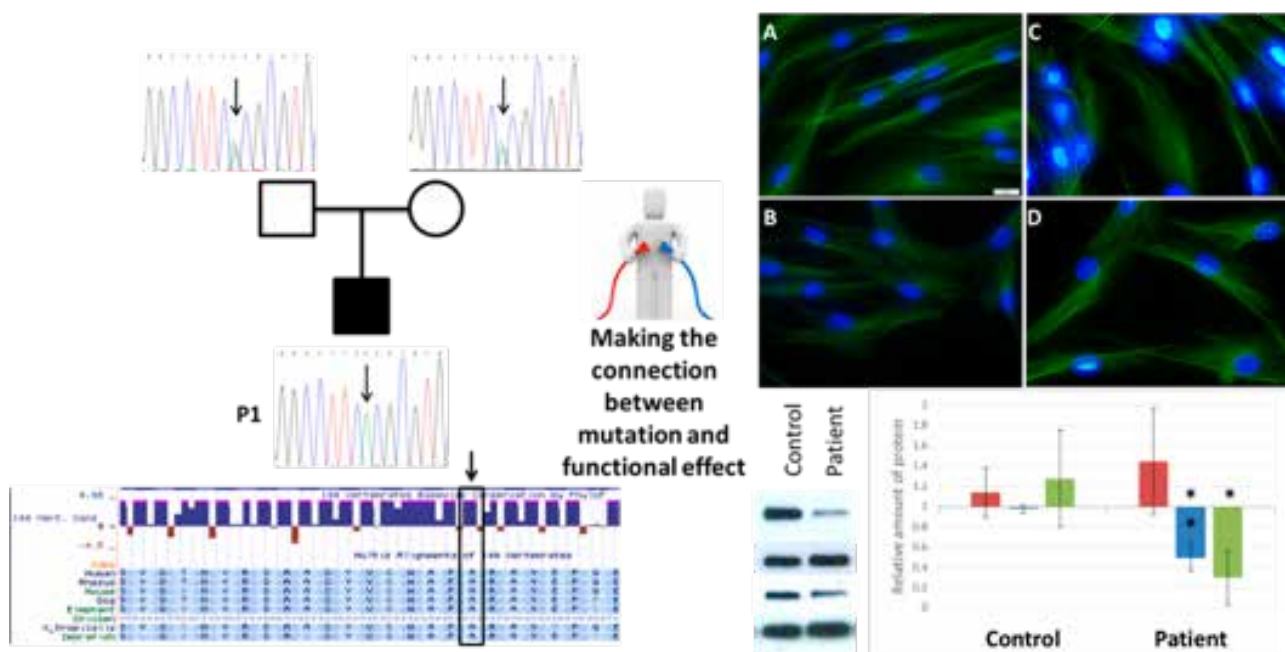
### Research

There are more than 6000 rare diseases affecting more than 60 million people in Europe and the US alone. Most of these diseases are affecting children, are chronic and are of genetic etiology.

Advances in rare disease research are very quickly changing the pediatric care for children affected with these non identified diseases which are very often complex. Research is one of the basic stones for building an accurate care of patients and families. Here, we wish to incorporate research to awareness,

diagnosis, treatment and health policy. Our goals include identification of rare diseases causing genes, study the function of the abnormal protein, and finally deciphering new protein pathways in order to establish new therapies. Since the laboratory is in a clinical setting the results of the work is translated into genetic counseling and clinical care and sometimes treatment (MPS II-MPS IV-Fabry disease). With this in mind we are performing cellular studies and drug screens targeted to rare diseases in collaboration with other laboratories, aiming to better understand pathways such as the one linked to mucopolip 1 involved in the mucopolipidosis IV clinical symptoms with the goal to provide a specific therapy.

In the field of clinical research, we focus on different subjects that include different topics such as: Natural history of MPS III (Hetz project; Understanding of the practical aspects of the medical genetics (Genet Med. 2016;18(4):372-7); Ongoing project on how the patients are dealing with the information linked to the results of the use of new technologies such as CNV and Exome sequencing.



## Publications

Heimer G, Kerätär JM, Riley LG, Balasubramaniam S, Eyal E, Pietikäinen LP, Hiltunen JK, Marek-Yagel D, Hamada J, Gregory A, Rogers C, Hogarth P, Nance MA, Shalva N, Veber A, Tzadok M, Nissenkorn A, Tonduti D, Renaldo F; University of Washington Center for Mendelian Genomics., Kraoua I, Panteghini C, Valletta L, Garavaglia B, Cowley MJ, Gayevskiy V, Roscioli T, Silberstein JM, Hoffmann C, **Raas-Rothschild A**, Tiranti V, Anikster Y, Christodoulou J, Kastaniotis AJ, Ben-Zeev B, Hayflick SJ. MEER Mutations Cause Childhood-Onset Dystonia and Optic Atrophy, a Mitochondrial Fatty Acid Synthesis Disorder. *Am J Hum Genet.* 2016.

Pode-Shakked B, Barash H, Ziv L, Gripp KW, Flex E, Barel O, Carvalho KS, Scavina M, Chillemi G, Niceta M, Eyal E, Kol N, Ben-Zeev B, Bar-Yosef O, Marek-Yagel D, Bertini E, Duker AL, Anikster Y, Tartaglia M, **Raas-Rothschild A**. Microcephaly, intractable seizures and developmental delay caused by biallelic variants in TBCD: Further delineation of a new chaperone-mediated tubulinopathy. *Clin Genet.* 2016.

Reinstein E, Gutierrez-Fernandez A, Tzur S, Bormans C, Marcu S, Tayeb-Fligelman E, Vinkler C, **Raas-Rothschild A**, Irge D, Landau M, Shohat M, Puente XS, Behar DM, Lopez-Otin C. Congenital dilated cardiomyopathy caused by biallelic mutations in Filamin C. *Eur J Hum Genet.* 2016;24(12):1792-1796.

Scott EM, Halees A, Itan Y, Spencer EG, He Y, Azab MA, Gabriel SB, Belkadi A, Boisson B, Abel L, Clark AG; **Greater Middle East Variome Consortium.**, Alkuraya FS, Casanova JL, Gleeson JG. Characterization of Greater Middle Eastern genetic variation for enhanced disease gene discovery. Characterization of Greater Middle Eastern genetic variation for enhanced disease gene discovery. *Nat Genet.* 2016;48(9):1071-6.

Rechavi E, Levy-Mendelovich S, Stauber T, Shamash J, Reinstein S, Vernitsky H, Adam D, Simon AJ, Lev A, **Raas-Rothschild A**, Somech R. Combined immunodeficiency in a patient with mosaic monosomy 21. *Immunol Res.* 2016;64(4):841-7.

Byrne S, Jansen L, U-King-Im JM, Siddiqui A, Lidov HG, Bodi I, Smith L, Mein R, Cullup T, Dionisi-Vici C, Al-Gazali L, Al-Owain M, Bruwer Z, Al Thihli K, El-Garhy R, Flanigan KM, Manickam K, Zmuda E, Banks W, Gershoni-Baruch R, Mandel H, Dagan E, **Raas-Rothschild A**, Barash H, Filloux F, Creel D, Harris M, Hamosh A, Kölker S, Ebrahimi-Fakhari D, Hoffmann GF, Manchester D, Boyer PJ, Manzur AY, Lourenco CM, Pilz DT, Kamath A, Prabhakar P, Rao VK, Rogers RC, Ryan MM, Brown NJ, McLean CA, Said E, Schara U, Stein A, Sewry C, Travan L, Wijburg FA, Zenker M, Mohammed S, Fanto M, Gautel M, Jungbluth H. EPG5-related Vici syndrome: a paradigm of neurodevelopmental disorders with defective autophagy. *Brain.* 2016;139(Pt 3):765-81.

Mimouni-Bloch A, Finezilber Y, Rothschild M, **Raas-Rothschild A**. Extensive Mongolian Spots and Lysosomal Storage Diseases. *J Pediatr.* 2016;170:333-e1.

Sukenik-Halevy R, Ludman MD, Ben-Shachar S, **Raas-Rothschild A**. The time-consuming demands of the practice of medical genetics in the era of advanced genomic testing. *Genet Med.* 2016;18(4):372-7.

## Reviews

Mendlovic J, Barash H, Yardeni H, Banet-Levi Y, Yonath H, **Raas-Rothschild A**. [RARE DISEASES DTC: DIAGNOSIS, TREATMENT AND CARE]. *Harefuah.* 2016 Apr;155(4):241-4, 253. Hebrew.



## Prof. Orit Reish, M.D.

Director, Genetics Institute, Assaf Harofeh, Zerifin  
Affiliated to Department of Human Molecular  
Genetics and Biochemistry  
Faculty of Medicine



oreish@post.tau.ac.il  
URL: [http://www.assafh.org/  
Labs/GeneticsInstitute/Pages/  
default.aspx](http://www.assafh.org/Labs/GeneticsInstitute/Pages/default.aspx)

# New Gene Identification and Genotype-Phenotype Correlation

## Positions

Associate Professor of Pediatrics and Human Molecular Genetics and Biochemistry, School of Medicine

Committee Member, Israel Medical Association, Israeli Board of Medical Genetics, American Society of Human Genetics, American Board of Medical Genetics, Institutional Review Board (Helsinki) Assaf Harofeh

Member, Research and Development Committee, Tel Aviv University

## Research

We study genetically undefined families using homozygosity mapping and EXOME analyses, in collaboration with other leading centers, to define disease causing genes. Once a causative mutation is defined, further functional studies are carried out. We identified at least five new genes in the last decade that enabled counseling patients and prenatal diagnosis.

We investigate the genotype-phenotype correlation of newly defined mutations to expand the disease spectrum and impact of genetic disorders.

## Publications

Yablonski-Peretz T, Paluch Shimon S, Soussan Gutman L, Kaplan Y, Dvir A, Barnes-Kedar I, Kadury L, Semenysty V, Noa Efrat (Ben Baruch) N, Victoria Neiman V, Yafit Glasser Y, Michaelson-Cohen R, Katz L, Kaufman B, Talia Golan T, **Reish O**, Ayala Hubert A, Safra T, Yaron Y, Friedman E. Screening for germline mutations in breast/ovarian cancer susceptibility genes in high-risk families in Israel. *Breast Cancer Res and Treat*, 2016, 155(1):133-8

**Reish O\***, Liam A\*, Zouella A., Roth Y, Polack-Charcon S., Baboushkin T., Benyamini L., Mussaffi H., Sheffield V., Parvari R. A homozygous *NME7* mutation is associated with *situs inversus totalis*. *Hum Mut*, 2016, 37(8):727-31. Equal contribution\*

Feingold-Zadok M, Chitayat D, Chong K, Injeyan M, Shannon P, Chapmann D, Maymon R, Pillar N, **Reish O**. Mutations in the *NEB* gene cause fetal akinesia/arthrogryposis multiplex congenita. *Prenat Diagn*. 2016 Dec 9 [Epub ahead of print]

## NEB schematic presentation and variants location in patients



NEB gene schematic presentation. The gene contains several transcripts ranging from 149-183 exons. The arrows point at specific exons where variants were detected in patients with prenatal AMC.



## Prof. Eli Sprecher, M.D., Ph.D.

Laboratory of Molecular Dermatology, Department of Dermatology, Tel Aviv Medical Center; Department of Human Molecular Genetics and Biochemistry, Faculty of Medicine



elisp@tlvmc.gov.il



## Dr. Ofer Sarig, Ph.D.



ofers@tlvmc.gov.il

# Investigating the Molecular Genetics of Skin Diseases

### Positions

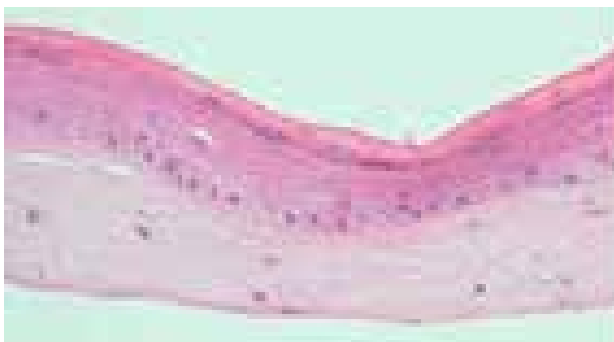
Chair, Department of Dermatology, Tel Aviv Medical Center

Professor, Faculty of Medicine, Tel Aviv university

### Research

Our laboratory has been investigating the genetic basis of skin disorders for the past 15 years. Monogenic skin disorders are known to be prevalent among Middle Eastern populations, and at this regard, our laboratory is ideally situated to carry research in that field. These efforts have led to the deciphering of the molecular basis of more than 20 genetic diseases by members of our group. The deciphering of the molecular basis of a monogenic disorder invariably reveals a novel pathway whose importance is exemplified by the disease resulting

from its malfunction. We systematically explore the mechanistic aspects of these new pathways using almost exclusively humanized models such as three-dimensional skin equivalents, hair organ cultures and chimeric mouse models. Once the function of a novel gene product is established, this new knowledge can be translated in the form of new treatments for rare and more common diseases alike. For example, we have found that defective expression of P-cadherin causes hair loss due to disrupted Wnt signaling. We are now developing small inhibitors for this new pathway as a new treatment for conditions associated with excessive hair growth. Based on a similar paradigm we are now also investigating the genetic basis of complex skin traits including psoriasis and pemphigus, a dreadful autoimmune disorder associated with 90% mortality if left untreated.



Artificial human skin grown in vitro



Ex vivo culture of human hair follicles

## Publications

- Mashiah J, Harel A, Bitterman O, Sagi L, Gat A, Fellig Y, Ben-Shachar S, **Sprecher E**. Isotretinoin treatment of autosomal recessive congenital ichthyosis complicated by co-existing dysferlinopathy. *Clin Exp Dermatol*, 41, 390-393, 2016.
- Vodo D, Sarig O, Peled A, Frydman M, Greenberger S, **Sprecher E**. Autosomal dominant cutis laxa resulting from an intronic mutation in *ELN*. *Exp Dermatol*, 24, 885-887, 2016.
- Schiller S, Seebode C, Wieser G, Goebbels S, Ruhwedel T, Horowitz M, Rapaport D, Sarig O, **Sprecher E**, Emmert S. Non-keratinocyte SNAP29 influences epidermal differentiation and hair follicle formation in mice. *Exp Dermatol*, 25, 647-9, 2016.
- Pavlovsky M, Samuelov L, **Sprecher E**, Matz H. NB-UVB phototherapy for generalized granuloma annulare. *Dermatol Ther*, 29, 152-154, 2016.
- Tekin B, Yucelten D, Beleggia F, Sarig O, **Sprecher E**. Papillon-Lefèvre syndrome: Case series of 6 patients and identification of a novel mutation. *Int J Dermatol*, 55, 898-902, 2016.
- Geller S, Gat A, Harel A, Mashiah J, Zeeli T, Eming R, Ishii N, Hertl M, Hashimoto T, Sprecher E. Childhood pemphigus foliaceus with exclusive immunoglobulin G autoantibodies to desmocollins. *Pediatr Dermatol*, 33, e10-3, 2016.
- Schiller SA, Seebode C, Wieser GL, Goebbels S, Möbius W, Horowitz M, Sarig O, Sprecher E, Emmert S. Establishment of two mouse models for CEDNIK syndrome reveals the pivotal role of SNAP29 in epidermal differentiation. *J Invest Dermatol*, 136, 672-679, 2016.
- Khamaysi Z, Bochner R, Indelman M, Magal L, Avitan-Hersh E, Sarig O, Sprecher E, Bergman R. Segmental basal cell nevus syndrome caused by an activating mutation in *Smoothed*. *Br J Dermatol*, 175, 178-181, 2016.
- Eskin-Schwartz M, Metzger Y, Peled A, Weissglas-Volkov D, Malchin N, Gat A, Vodo D, Mevorah B, Shomron N, Sprecher E, Sarig O. Somatic mosaicism for a "lethal" *GJB2* mutation results in a patterned form of spiny hyperkeratosis without eccrine involvement. *Ped Dermatol*, 33, 322-326, 2016.
- Mashiah Y, Kutz A, Ben Ami R, Savion M, Goldberg I, Gan Or T, Zidan O, Sprecher E, Harel A. Tinea capitis outbreak among pediatric refugee population, an evolving health care challenge. *Mycoses*, 59, 553-537, 2016.
- Vodo D, Sarig O, Geller S, Ben-Asher E, Olender T, Bochner R, Goldberg I, Nosgorodsky J, Alkelai A, Tatarsky P, Peled A, Baum S, Barzilai A, Ibrahim SM, Zillikens D, Lancet D, **Sprecher E**. Identification of a functional risk variant for pemphigus vulgaris in the *ST18* gene. *PLoS Genetics*, 12:e1006008, 2016.
- Pigors M, Sarig O, Heinz L, Plagnol V, Fischer J, Mohamad J, Malchin N, Rajpopat S, Kharfi M, Lestringant GG, **Sprecher E**, Kelsell DP, Blaydon DC. Loss-of-function mutations in *SERPINB8* linked to exfoliative ichthyosis with impaired mechanical stability of intercellular adhesions. *Am J Hum Genet*, 99, 430-436, 2016.
- Malchin N, Sarig O, Grafi-Cohen M, Geller S, Goldberg I, Shani A, Gat A, **Sprecher E**, Mashiah JA novel homozygous deletion in *EXPH5* causes a skin fragility phenotype: case report and literature review. *Clin Exp Dermatol*, in press, 2016.
- Eskin-Schwartz M, Drozhdina M, Sarig O, Gat A, Jackman T, Isakov O, Shomron N, Samuelov L, Malchin N, Peled A, Vodo D, Hovnanian A, Ruzicka T, Koshkin S, Harmon B, Koetsier JL, Green K, Paller A, **Sprecher E**. Epidermolytic ichthyosis sine epidermolysis. *Am J Dermatopathol*, in press, 2016.
- Lin Z, Li S, Feng C, Yang S, Wang H, Ma D, Zhang J, Gou M, Bu D, Zhang T, Kong X, Wang X, Sarig O, Ren Y, Dai L, Liu H, Zhang J, Li F, Hu Y, Padalon-Brauch G, Vodo D, F Zhou, Chen T, Deng H, **Sprecher E**, Yang Y, Tan X. Stabilizing mutations of KLHL24 ubiquitin 1ligase cause loss of keratin 14 and human skin fragility. *Nat Genet*, in press, 2016.
- Bochner R, Samuelov L, Sarig O, Li Q, Adase CA, Isakov O, Malchin N, Vodo D, Shayevitch R, Peled A, Yu BD, Fainberg G, Warshauer E, Adir N, Erez N, Gat A, Gottlieb Y, Rogers T, Pavlovsky M, Goldberg I, Shomron N, Sandilands A, Campbell LE, MacCallum S, McLean WHI, Ast G, Gallo RL, Uitto J, **Sprecher E**. Calpain 12 function revealed through the study of an atypical case of autosomal recessive congenital ichthyosis. *J Invest Dermatol*, in press, 2016.
- Peled A, Sarig O, Samuelov L, Bertolini M, Ziv L, Weissglas-Volkov D, Eskin-Schwartz M, Adase CA, Malchin N, Bochner R, Fainberg G, Goldberg I, Sugawara K, Baniel A, Tsuruta D, Luxenburg C, Adir N, Duverger O, Morasso M, Shalev S, Gallo RL, Shomron N, Paus R, **Sprecher E**. Mutations in *TSPEAR*, Encoding a Regulator of Notch Signaling, Affect Tooth and Hair Follicle Morphogenesis. *PLoS Genetics*, in press, 2016.
- Ü Basmanav FB, Cau L, Tafazzoli A, Méchin MC, Wolf S, Romano MT, Valentin F, Wiegmann H, Hucheng A, Kandil R, Garcia Bartels N, Kilic A, George S,

- Ralser DJ, Bergner S, Ferguson DJ, Oprisoreanu AM, Wehner M, Thiele H, Altmüller J, Nürnberg P, Swan D, Houniet D, Büchner A, Weibel L, Wagner N, Grimalt R, Bygum A, Serre G, Blume-Peytavi U, **Sprecher E**, Schoch S, Oji V, Hamm H, Farrant P, Simon M, Betz RC. Mutations in Three Genes Encoding Proteins Involved in Hair Shaft Formation Cause Uncombable Hair Syndrome. *Am J Hum Genet*, in press, 2017
- Samuelov L, Li Q, Bochner R, Najor N, Albrecht L, Malchin N, Goldsmith T, Grafi-Cohen M, Vodo D, Fainberg G, Meilik B, Goldberg I, Warshauer E, Rogers T, Edie S, Ishida-Yamamoto A, Burzenski L, Erez N, Murray SA, Irvine AD, Shultz LD, Green K, Uitto J, **Sprecher E**, Sarig O. SVEP1 plays a crucial role in epidermal differentiation, *Exp Dermatol*, in press, 2017
- Mohamed J, Malchin N, Shalev S, Sarig O, **Sprecher E**. ARCI7 revisited and re-positioned. *J Invest Dermatol*, in press, 2017
- Peled A, Sarig O, Samuelov L, Bertolini M, Ziv L, Weissglas-Volkov D, Eskin-Schwartz M, Adase CA, Malchin N, Bochner R, Fainberg G, Goldberg I, Sugawara K, Baniel A, Tsuruta D, Luxenburg C, Adir N, Duverger O, Morasso M, Shalev S, Gallo RL, Shomron N, Paus R, **Sprecher E**. Mutations in *TSPEAR*, Encoding a Regulator of Notch Signaling, Affect Tooth and Hair Follicle Morphogenesis. *PLoS Genetics*, in press, 2017
- Taiber S, Samuelov L, Mohamad J, Cohen Barak E, Sarig O, Shalev SA, Lestringant G, **Sprecher E**. SAM syndrome is characterized by extensive phenotypic heterogeneity. *Exp Dermatol*. 27, 787-790, 2018
- Mohamad J, Sarig O, Godsel LM, Peled A, Malchin N, Bochner R, Vodo D, Rabinowitz T, Pavlovsky M, Taiber S, Fried M, Eskin-Schwartz M, Assi S, Shomron N, Uitto J, Koetsier JL, Bergman R, Green KJ, **Sprecher E**. Filaggrin 2 deficiency results in abnormal cell-cell adhesion in the cornified cell layers and causes Peeling Skin Syndrome Type A. *J Invest Dermatol*. 138, 1736-1743, 2018
- Peled A, Sarig O, Sun G, Samuelov L, Ma CA, Zhang Y, Dimaggio T, Nelson CG, Stone KD, Freeman AF, Malki L, Vidal LS, Chamarthy LM, Briskin V, Mohamad J, Pavlovsky M, Walter JE, Milner JD, **Sprecher E**. Loss-of-function mutations in caspase recruitment domain-containing protein 14 (*CARD14*) are associated with a severe variant of atopic dermatitis. *J Allergy Clin Immunol*. 143, 173-181, 2019
- Malki L, Sarig O, Romano MT, Méchin MC, Peled A, Pavlovsky M, Warshauer E, Samuelov L, Uwakwe L, Briskin V, Mohamad J, Gat A, Isakov O, Rabinowitz T, Shomron N, Adir N, Simon M, McMichael A, Dlova NC, Betz RC, **Sprecher E**. Variant *PADI3* in Central Centrifugal Cicatricial Alopecia. *N Engl J Med*. 380, 833-841, 2019
- Ben Ami T, Sarig O, **Sprecher E**, Goldberg I. Glutathione S-transferase polymorphisms in patients with photosensitive and non-photosensitive drug eruptions. *Photodermatol Photoimmunol Photomed*. 35, 214-220, 2019
- Mohamad J, Sarig O, Malki L, Rabinowitz T, Assaf S, Malovitski K, Shkury E, Mayer T, Vodo D, Peled A, Daniely D, Pavlovsky M, Shomron N, Samuelov L, **Sprecher E**. Loss-of-function variants in *SERPINA12* underlie autosomal recessive palmoplantar keratoderma. *J Invest Dermatol*, 140, 2178-2187, 2020
- Malki L, Sarig O, Cesarato N, Mohamad J, Canter T, Assaf S, Pavlovsky M, Vodo D, Anis Y, Bihari O, Malovitski K, Gat A, Thiele H, Perez White BE, Samuelov L, Nanda A, Paller AS, Betz RC, **Sprecher E**. Loss-of-function variants in *C3ORF52* result in localized autosomal recessive hypotrichosis. *Genet Med*, 22, 1227-1234, 2020
- Mohamad J, Nanda A, Pavlovsky M, Peled A, Malchin N, Malovitski K, Pramanik R, Weissglas-Volkov D, Shomron N, McGrath J, **Sprecher E**, Sarig O. Phenotypic suppression of acral peeling skin syndrome in a patient with autosomal recessive congenital ichthyosis. *Exp Dermatol*, 29, 742-748, 2020
- Mohamad J, Samuelov L, Malki L, Peled A, Pavlovsky M, Malovitski K, Taiber S, Adir N, Rabinowitz T, Shomron N, Milner JD, Lestringant G, Sarig O, **Sprecher E**. Palmoplantar keratoderma caused by a missense variant in *CTSB* encoding cathepsin B. *Clin Exp Dermatol*, 46, 103-108, 2020
- Aleohin N, Bar J, Bar-Ilan E, Samuelov L, **Sprecher E**, Mashiah J. Laboratory monitoring during antifungal treatment of pediatric tinea capitis. *Mycoses*, 64, 157-161, 2021
- Ganani D, Malovitski K, Sarig O, Gat A, **Sprecher E**, Samuelov L. Epidermolysis bullosa simplex due to bi-allelic *DST* mutations: case series and review of the literature. *Ped Dermatol*, 38, 436-441, 2021
- Assaf S, Malki L, Mayer T, Mohamad J, Peled A, Pavlovsky M, Malovitski K, Sarig O, Vodo D, **Sprecher E**. ST18 affects cell-cell adhesion in pemphigus vulgaris in a TNF $\alpha$ -dependent fashion. *Br J Dermatol*, 184, 1153-1160, 2021
- Pavlovsky M, Peled A, Samuelov L, Malki L, Malovitski K, Assaf S, Mohamad J, Meijers O, Eskin-Schwartz



M, Sarig O, Sprecher E. Molecular epidemiology of pachyonychia congenita in the Israeli population. *Clin Exp Dermatol*, Vol. 46, pp.663-668, 2021

Greenberg R, Goldsmith T, Zeltser D, Shapira I, Berliner S, Rogowski O, Shenhar-Tsarfaty S, Sprecher E, Matz H. Comorbidities in patients with palmoplantar plaque psoriasis. *J Am Acad Dermatol*, Vol. 84, pp.639-643, 2021

Mohamad J, Samuelov L, Assaf S, Vodo D, Sarig O, Sprecher E. Epidermolytic epidermal nevus caused by a somatic mutation in *KRT2*. *Ped Dermatol*, Vol. 38, pp.538-540, 2021

Samuelov L, Sarig O, Adir N, Pavlovsky M, Smith F, Schwartz J, Hansen D, Sprecher E. Identification of clinically useful predictive genetic variants in pachyonychia congenita. *Clin Exp Dermatol*, [Online ahead of print], 2021

Bar J, Sarig O, Lotan-Pompan M, Dassa B, Miodovnik M, Weinberger A, Sprecher E, Segal E, Samuelov L. Evidence for cutaneous dysbiosis in dystrophic epidermolysis bullosa. *Clin Exp Dermatol*, [Online ahead of print], 2021

Barmatz S, Baniel A, Eremenko R, Neiderman NNC, Wasserzug O, Sprecher E, Oestreicher-Kedem Y. Laryngeal pemphigoid evolution and response to treatment. *J Voice*, [Online ahead of print], 2021

Vodo D, Malchin N, DeRowe A, Sprecher E, Sarig O. Atypical presentation of laryngo-onycho-cutaneous syndrome resulting from novel mutations in *LAMA3A*. *Clin Exp Dermatol*, [Online ahead of print], 2021

Mohamad J, Samuelov L, Malchin N, Rabinowitz T, Sari A, Liron M, Kiril M, Israeli S, Grafi-Cohen M, Bitterman-Deutsch O, Molho-Pessach V, Cohen Barak E, Bach G, Garty BZ, Bergman R, Harel A, Nanda A, Lestringant G, McGrath J, Shalev S, Shomron N, Mashiah J, Eskin-Schwartz M, Sprecher E, Sarig O. Molecular epidemiology of non-syndromic autosomal recessive congenital ichthyosis in a Middle Eastern population. *Exp Dermatol*, [Online ahead of print], 2021

Shehadeh W, Matz H, Ellenbogen E, Sprecher E, Artzi O. Pulse-Dye Laser Followed by a Betamethasone-Calcipotriol Fractional Ablative CO<sub>2</sub>-Laser-Assisted Delivery: A Combined Approach to the Treatment for Nail Psoriasis. *Dermatol Surg*, Vol. 47, pp.e111-e116, 2021

Baniel A, Oestreicher-Kedem Y, Peled A, Bar-Ilan E, Geller S, Sprecher E, Baum S. Laryngeal mucous membrane pemphigoid serves as a prognostic factor for poor response to treatment with rituximab. *Clin Exp Dermatol*, [Online ahead of print], 2021

Shehadeh W, Bar-Ilan E, Mehrabi JN, Sprecher E, Artzi O. Moisture response films versus the starch iodine test for the detection of palmar hyperhidrosis. *Dermatol Surg*, Vol 47, pp. 668-671, 2021

## Reviews

Vodo D, Sarig O, Sprecher E. The Genetics of Pemphigus Vulgaris. *Front Med (Lausanne)*. 5, 226, 2018

## Grants

2018-2022 Israel Science Foundation: "Characterization of the role of TSPEAR, a regulator of ectodermal development". Investigators: Eli Sprecher and Ofer Sarig

2020-2023 Israel Ministry of Health: "ST18 as a novel therapeutic target in pemphigus vulgaris". Investigator: Eli Sprecher

2020-2024 Israel Science Foundation (Israel Precision Medicine Program): "Genetic & epigenetic modifiers of disease phenotypes: skin diseases as a paradigm". Investigators: Eli Sprecher, Ruby Shalom-Feuerstein, Or Zuk

2021-2022 European Academy of Dermatology and Venereology (PPRC): Improvement of epidermal differentiation by PRIMA-1MET/APR-246. Relevance to skin diseases. Smail Hadj-Rabia (PI), Daniel Aberdam, Andrea Diociaiuti, Eli Sprecher

2021-2024 Austrian-Israeli Scientific Research Program (Austrian Science Fund and the

Israeli Ministry of Science Technology): Epigenetic modifiers of disease phenotypes: epidermolysis bullosa as a paradigm. Eli Sprecher, Verena Wally



## Prof. Sidi Yechezkel, M.D.

The Laboratory for Molecular Cell Biology  
Head, Department of Medicine C and  
Laboratory of Molecular Cell Biology,



Yechezkel.Sidi@sheba.health.gov.il



## Prof. Eli Schwartz, M.D.

Head of the Center for Geographic Medicine  
and Tropical Diseases, and  
Department of Medicine C

Eli.schwartz@sheba.health.gov.il



## Dr. Avni Dror, Ph.D.

Manager, Laboratory of Molecular Cell Biology

droravni@msn.com, Dror.  
Avni@sheba.health.gov.il

## The Lab for microRNA Research

### microRNAs in human disorders: Psoriasis

One of the main research subjects in the lab is the involvement of miRNAs in the psoriasis. We found that the miRNAs' expression differs between psoriatic and normal skin. Some of these miRNAs are involved in biochemical cycles which regulate skin development and others regulate the interplay between immunocytes and keratinocytes. We are exploring how the expression of these miRNAs is regulated and how they affect the pathogenesis of the disease.

### Skin cancer squamous cell carcinoma (SCC)

Skin carcinogenesis, as in most other cancer types, is believed to be a multi-step process with several steps along its malignant evolution: Solar elastosis (SE), actinic keratosis (AK or KIN1-2), a more advanced stage of AK; (KIN3) and CSCC. Using high-throughput deep sequence analysis of five stages along the malignant evolution we clearly see that miRNAs expression is distinct in

each of the predefined five stages of malignant progression, a typical signature characterizes each stage. Currently we are investigating the biochemical pathways regulated by these miRNAs and their role in the malignant transformation of keratinocytes.

### Parasites exosomal miRNAs as diagnostic tool and their effect on host immune cells

Parasitic infections are responsible for considerable human suffering. Currently, diagnosis and management of parasitic infections is challenging in many settings. We hypothesize that pathogen-specific miRNA can be utilized to understand, diagnose and manage parasitic infections. We have undertaken a pilot study of schistosomiasis as preliminary proof-of-concept for need and feasibility of miRNA-based diagnosis for parasitic infections. Schistosomiasis is a parasitic disease caused by helminthes (blood-flukes) of the genus *Schistosoma* that affects more than 200 million people, mostly in the developing world. Infection in returning travelers



The lab researchers and students

has received increasing attention, including among Israeli travelers. We were able to detect the presence of schistosomal miRNAs in the micro-vesicles fraction harvested from the patient sera. The *Schistosoma* parasites have developed multiple mechanisms for modulating or suppressing host immunity. We hypothesize that the adult *Schistosoma* utilizes secreted exosomes as a mechanism to manipulate and escape the immune system. Currently, we have data suggesting this hypothesis.

The lab researchers and students. PhD students: Mizrahi Adi, Masalha Moamen (MD/PhD student); Postdoc fellow: Dr Layani Adi; Former lab members – PhD students: Dr Lerman Galya, Dr Zehavi Liron, Dr Bonen Hamutal; M.Sc students: Vestin Assaf, Volman Ella, Weinstein Jonathan; Scientist: Dr Elharrar Einat. Location: Sheba Medical Center.

### Publications

Meningher T., Lerman G., Regev-Rudzki, N., Gold D., Ben-Dov I., Sidi, Avni D., Schwartz, E. Schistosomal miRNAs isolated from Extracellular Vesicles in sera of infected patients; a new tool for diagnosis and follow-up of human schistosomiasis. *The Journal of Infectious Diseases* (accepted for publication), doi:10.1093/infdis/jiw539.

Elharrar E., Moamen M., Lerman G., Leibowitz-Amit R., Kassem R., Moti Harats M., Sidi Y., Avni D. Positive-negative feedback loop between miR-197 and IL-17A signaling in human keratinocytes. *Immunome Research* 2016 125:1.

Mizrahi A, Barzilai A, Gur-Wahnon D, Ben-Dov IZ, Glassberg S, Meningher T, Elharar E, Masalha M, Jacob-Hirsch J, Tabibian-Keissar H, Barshack I, Roszik J, Leibowitz-Amit R, Sidi Y\*, Avni D\*. (\* Equal contribution). Alterations of microRNAs throughout the malignant evolution of cutaneous squamous cell carcinoma: the role of miR-497 in epithelial to mesenchymal transition of keratinocytes. *Oncogene*. 2018;37(2):218-230.

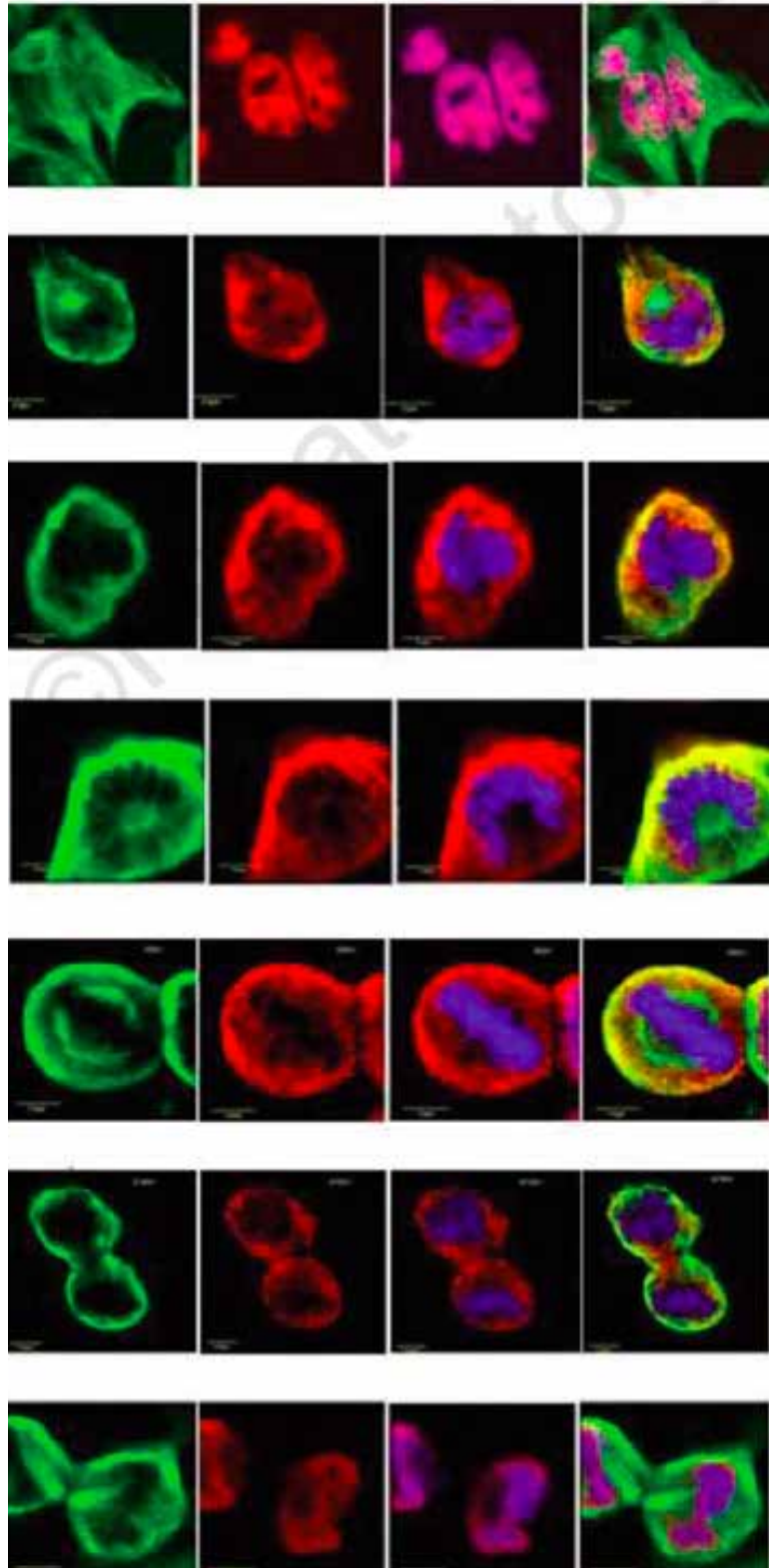
Lifshiz Zimon R, Lerman G, Elharrar E., Meningher T, Barzilai A, Masalha M, Chintakunta R, Hollander E, Goldbart R, Traitel T, Harats M, Sidi Y\*, Avni D\*, Kost J\*. (\* Equal contribution and corresponding authors). Ultrasound targeting of Q-starch/miR-197 complexes for topical treatment of psoriasis. *J Control Release*. 2018;284:103-111.

Meningher T, Boleslavsky D, Barshack I, Tabibian-Keissar H, Kohen R, Gur-Wahnon D, Ben-Dov IZ, Sidi Y, Avni D\*, Schwartz E.\* (\* Equal contribution and corresponding authors). *Giardia lamblia* miRNAs as a new diagnostic tool for human giardiasis. *PLoS Negl Trop Dis*. 2019;13(6):e0007398.

Meningher T, Barsheshet Y, Ofir-Birin Y, Gold D, Dekel E, Sidi Y, Schwartz, E, Regev-Rudzki N, Avni O, Avni D. Schistosomes exosomal miRNAs: modulators of host T helper cell differentiation. *EMBO Rep*. 2019; 21:e47882

Masalha M, Sidi Y, Avni D. The contribution of feedback loops between miRNAs, cytokines and growth factors to the pathogenesis of psoriasis. *Exp Dermatol*. 2018;27(6):603-610.

# Immunology & Hematology



Cell cycle-dependent localization of codanin-1.  
Credit: Noy-Lotan et al.  
Haematologica 94:629-37, 2009



## Anat Globerson Levin, Ph.D.

Department of Immunology  
Sourasky Medical Center, Tel Aviv



TEL AVIV UNIVERSITY

Email: [anatgl@tlvmc.gov.il](mailto:anatgl@tlvmc.gov.il)  
<https://www.tasmc.org.il/sites/en/Research/Tech-Transfer/Immunology-Research/Pages/Immunology-Research.aspx>



# CAR T Immunotherapy for Cancer and Beyond

## Positions

Senior Scientist

Laboratory Manager and Head, Tel Aviv Sourasky Medical Center

## Research

CAR (Chimeric Antigen Receptor) T cell therapy, developed by the award-winning researcher Professor Zelig Eshhar (the previous head of our lab), genetically engineers and trains T cells to specifically recognize and kill cancer cells. We recently developed a dual specific CAR for multiple myeloma, in which the activation and the co-stimulation domains are separately provided by two CARs. This split configuration allows for full and efficient stimulation of the T cells only upon engagement with tumor cells expressing both antigens and sparing cells with single antigen presentation, thus overcoming the “off tumor on target” toxicity. Furthermore, we are developing several combined therapies to overcome today’s challenge of treating solid tumors as for their suppressive tumor microenvironment. Another aspect our lab is developing a better CAR T manufacturing platform.

## Publications

**Globerson Levin A**, Rawet Slobodkin M, Waks T, Horn G, Ninio-Many L, Dshet Unger N, Ohayon Y, Suliman S, Cohen Y, Tartakovsky B, Naparstek E, Avivi I, Eshhar Z. Treatment of multiple myeloma

using chimeric antigen receptor T cells with dual specificity. *Cancer Immunol Res* 2020.

**Globerson Levin A**, Kronik N, Shiloach T, Waks T, Eshhar Z, Vainstein V. Less is more: reducing the number of administered chimeric antigen receptor T cells in a mouse model using a mathematically guided approach. *Cancer Immunol Immunother* 2020; 69:1165-1175.

Zupančič E, Curato C, Kim JS, Yeini E, Porat Z, Viana AS, **Globerson-Levin A**, Waks T, Eshhar Z, Moreira JN, Satchi-Fainaro R, Eisenbach L, Jung S, Florindo HF. Nanoparticulate vaccine inhibits tumor growth via improved T cell recruitment into melanoma and huHER2 breast cancer. *Nanomedicine*. 2018. pii: S1549-9634(17)30589-0.

Zigler M, Shir A, Joubran S, Sagalov A, Klein S, Edinger N, Lau J, Yu SF, Mizraji G, **Globerson Levin A**, Sliwkowski MX, Levitzki A. HER2-Targeted Polyinosine/Polycytosine therapy inhibits tumor growth and modulates the tumor immune microenvironment. *Cancer Immunol Res*. 2016;4:688-97.

## Grants

2018-2022 Israel Science Foundation

2019-2022 Kamin

2019-2021 SPARK

2019-2022 Dotan



Dr. Gilad Halpert Ph.D.

Zabludowicz Center for Autoimmune Diseases  
Sheba Medical Center



TEL AVIV UNIVERSITY



Gilad.halpert@sheba.health.gov.il

# Improving the Management of Inflammatory/ Autoimmune and Rheumatic Diseases Using Tissue- homing Extracellular Vesicles and Medical Cannabinoids

## Positions

Head of research laboratory, Zabludowicz Center for Autoimmune Diseases, Sheba Medical Center (affiliated to Tel Aviv University).


## Research

Our focus and goals at the lab are to establish innovative solutions and better ways to improve the current treatment for inflammatory/autoimmune and rheumatic diseases using the following research strategies:

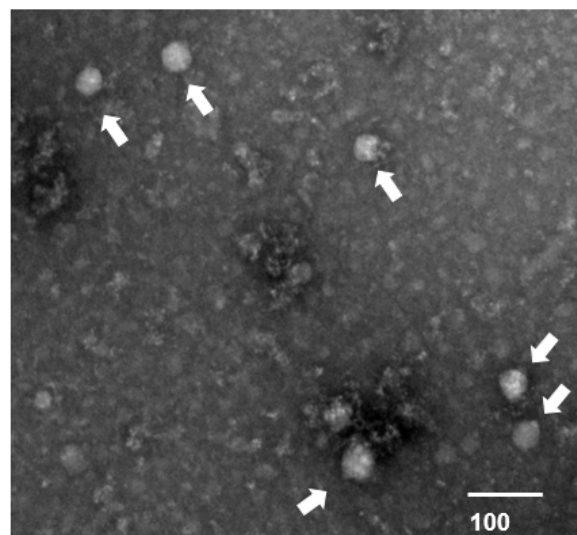
1. Improved drug delivery using specific tissue-homing small extracellular vesicles ('exosomes')

in inflammatory/autoimmune and rheumatic diseases: We hypothesized that isolation of tissue-specific homing exosomes derived from autologous blood sample (serum, plasma and/or activated peripheral blood mononuclear cells) may improve the delivery of FDA-approved anti-inflammatory drugs which will be encapsulated into these exosomes and will be injected back to the patient. Tissue-specific homing receptors (such as: integrins or chemokine receptors) being expressed on the surface of exosomes will be used to enrich these tissue-specific homing exosomes using commercially available techniques (immunomagnetic separation). The drug-loaded exosomes can be injected back to the diseased

A



B



The specific synovial-homing receptor  $\alpha$ v $\beta$ 3 integrin is expressed on serum-derived exosomes (CD9<sup>+</sup>/CD81<sup>+</sup>) from rheumatoid arthritis (RA) mice. A. Total exosomes were isolated from pool of serum samples of RA mice (Collagen-induced arthritis model) (n=5) and Sham (n=5) mice. Exosomes homogenates were separated using SDS-PAGE and subjected to immunoblotting with antibodies against CD9, CD81,  $\alpha$ v,  $\beta$ 3 (Santa Cruz Biotechnology) and  $\beta$ -actin (R&D system). Total 7  $\mu$ g protein were loaded into each well. B. Transmission Electron Microscopy (TEM) analysis shows a nano-size vesicle (~40nm) of exosomes derived from sera of RA mice.

subjects and will naturally find their way to the inflamed tissue. We believe that this approach will increase the specificity and efficiency of the current treatment, therefore it will reduce side effects as compare to the delivery of free drugs and will improve the quality of life of patients with inflammatory/autoimmune/rheumatic diseases.

2. Exploring the effect of novel therapeutic candidates: anti-inflammatory small molecules and/or natural compounds (such as plant-derived cannabinoids) in experimental inflammatory/autoimmune diseases (Animal models of Collagen-induced arthritis, DSS-induced Colitis, Bleomycin-induced systemic sclerosis etc.). Moreover, our lab exploring the effect of these therapeutic candidates on inflammatory mediators – *in vitro* (using relevant primary cells and/or cell lines) and *ex vivo*, in patients-derived blood components (such as PBMCs) and/or in their relevant inflamed tissue biopsies.
3. Our lab has expertise also in the field of autoantibodies, through the measurement of patient-derived panel of autoantibodies, isolation of autoantibodies (total IgG/IgM or specific IgGs) from blood samples of patients and through exploring their potential pathogenic role using passive transfer of these antibodies into naïve animals following evaluation of clinical manifestations (reported by the patients) in the animals.
4. We are focusing also in exploring the potential immune-related pathomechanism of fibromyalgia syndrome – through examination of the effect of various conventional and unconventional treatments (Neurofeedback, cannabinoids etc.) on patient-derived immune system components and neuroinflammatory mediators.
5. Our lab is also focusing on the effect of dangerous adjuvants (such as silicone, metal implants etc) on human health in general and more specifically on the immune system.

### Publications

**Halpert, G.**, Amital, H., and Shoenfeld, Y. (2020) [Silicone Breast Implants – Historical Medical Error], *Harefuah* 159, 697-702.

Borodina, E., Katz, I., Antonelly, A., Gzgyan, A. M., Dzhemlikhanova, L. K., Ostriski, Y., Niauri, D., Jamilya, K., Bitsadze, V., Makatsariya, A., Tincani, A., Nalli, C., Churilov, L. P., Shovman, O., **Halpert, G.**, Blank, M., Shoenfeld, Y., and Amital, H. (2020) The pathogenic role of circulating Hashimoto's Thyroiditis-derived TPO positive IgG on fetal loss

in naive mice, *American Journal of Reproductive Immunology*, e13331.

Kagan, P., **Halpert, G.**, Amital, H., Shapira, R., and Shoenfeld, Y. (2020) Autoimmune/Inflammatory Syndrome Induced by Adjuvant Associated with a Metal Implant in the Mouth; Explantation Was Followed by Recovery, *Isr Med Assoc J* 9, 516-517.

Ben-Ami Shor, D., Lachnisch, J., Bashi, T., Dahan, S., Shemer, A., Segal, Y., Shovman, O., **Halpert, G.**, Volkov, A., Barshack, I., Amital, H., Blank, M., and Shoenfeld, Y. (2019) Immunomodulation of Murine Chronic DSS-Induced Colitis by Tuftsin-Phosphorylcholine, *Journal of Clinical Medicine* 9.

Huang, X., Zhuang, J., Chung, S. W., Huang, B., **Halpert, G.**, Negron, K., Sun, X., Yang, J., Oh, Y., Hwang, P. M., Hanes, J., and Suk, J. S. (2019) Hypoxia-tropic Protein Nanocages for Modulation of Tumor- and Chemotherapy-Associated Hypoxia, *ACS Nano* 13, 236-247.

**Date, A. A.\***, **Halpert, G.\***, Babu, T., Ortiz, J., Kanvinde, P., Dimitrion, P., Narayan, J., Zierden, H., Betageri, K., Musmanno, O., Wiegand, H., Huang, X., Gumber, S., Hanes, J., and Ensign, L. M. (2018) Mucus-penetrating budesonide nanosuspension enema for local treatment of inflammatory bowel disease, *Biomaterials* 185, 97-105.

Date, A. A., Rais, R., Babu, T., Ortiz, J., Kanvinde, P., Thomas, A. G., Zimmermann, S. C., Gadiano, A. J., **Halpert, G.**, Slusher, B. S., and Ensign, L. M. (2017) Local enema treatment to inhibit FOLH1/GCPII as a novel therapy for inflammatory bowel disease, *Journal of Controlled Release* 263, 132-138.

**Dardik, R.\***, **Livnat, T.\***, **Halpert, G.\***, Jawad, S., Nisgav, Y., Azar-Avivi, S., Liu, B., Nussenblatt, R. B., Weinberger, D., and Sredni, B. (2016) The small tellurium-based compound SAS suppresses inflammation in human retinal pigment epithelium, *Molecular Vision* 22, 548-562.

**Halpert G**, Katz I, Shovman O, Tarasov S, Ganina KK, Petrova N, Tocut M, Volkov A, Barshack I, Blank M, Amital H. (2020) IVIG ameliorate inflammation in collagen induced arthritis- projection for IVIG therapy in rheumatoid arthritis, *Clin Exp Immunol*, 2020.

### Reviews

**Halpert, G.**, and Sredni, B. (2014) The effect of the novel tellurium compound AS101 on autoimmune diseases, *Autoimmunity Reviews* 13, 1230-1235.

## Grants

2021-2023	Reducing networking gaps between Rīga Stradiņš University (RSU) and internationally – leading counterparts in viral infection-induced autoimmunity research, Educational Grant of EU; Role: Collaborator	2020-2021	Laboratory of Mosaic of Autoimmunity (LMA); Saint Petersburg State University; Role: Collaborator
		2020-2022	Sheba Medical Center: Second chance: Improved drug delivery using gut-specific homing small extracellular vesicles for the treatment of inflammatory bowel diseases, Role: PI





## Prof. Raz Somech, M.D., Ph.D.

Jeffrey Modell Foundation Center for  
Clinical and Research Excellence in Primary  
Immunodeficiencies  
Edmond & Lily Safra Children's Hospital, Sheba  
Medical Center  
Departments of Pediatrics, Educational Medicine,  
Immunology, Faculty of Medicine



raz.somech@sheba.health.gov.il

# Primary Immunodeficiencies (PIDs) – From Bed to Bench and Back

## Positions

Head, Pediatric Department, Immunology Services


## Research

Our research focuses on:

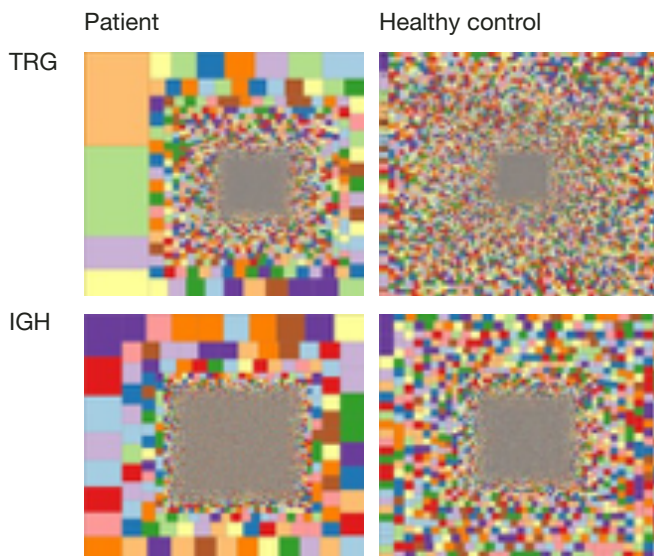
1. Primary immunodeficiencies – finding and characterizing novel diseases
2. Newborn screening for immunodeficiency

3. Investigating fetal immunity in health and diseases
4. Next generation sequencing to illustrate and understand for T and B cell receptor repertoires

Our pediatric immunology clinic and laboratory are dedicated to the diagnostic evaluation, treatment, monitoring and research of patients with disorders of the immune system, including congenital immunodeficiencies and autoimmune diseases. In addition, we are leading Israel in the field of newborn screening for severe immunodeficiency and recently became the national laboratory for validating results obtained from this program. We are acknowledged as a “Jeffrey Modell Diagnostic and Research Center for Primary Immunodeficiency” ([www.jmfworld.org](http://www.jmfworld.org)) – which is the “gold standard” benchmark for excellence in this field. Part of our service is in-house laboratory which is well-experienced in the most advanced immunological and molecular assays that are used world-wide to assess immune function. We are interested in thymus functions in health (embryonic development and neonates) and in PIDs, as reflected by V(D)J rearrangement and thymic output of T cells, as well as B cell development, using advanced molecular methods, such as TREC and , KREC analyses and next generation sequencing (NGS). We use whole exome sequencing (WES) to discover new PIDs. This approach led us to identify to date several novel mutations that cause inherited PIDs. We found that mutations in two of these mutated novel genes, *VPS45* (*New England Journal of Medicine*, 2013) and *STN1* (*Journal of Experimental Medicine*, 2016) cause syndromic PIDs, i.e. severe congenital neutropenia (SCN5) and Coats plus, respectively. In our large PID cohort of patients some mutations were found in genes that have not been known until now to be involved in the development of the immune system. We continue to find such mutations in novel genes that cause PIDs



Myeloperoxidase signals in wild-type and *Vps45* knockdown zebrafish embryos. In situ hybridization of WT non-injected embryo and five *VPS45* deficient morpholino injected embryos 5 days after fertilization. Results of whole-mount in situ hybridization with the use of a digoxigenin-labeled RNA probe against zebrafish myeloperoxidase are shown. The myeloperoxidase detects neutrophils in the caudal hematopoietic tissue.



Immune repertoire determined by NGS for Ataxia Telangiectasia (AT) patient. Tree map representation of T cell receptor Gamma (TRG) and B cell Immunoglobulin heavy chain (IGH) repertoires in PBMCs samples from patient with AT deficiency and healthy control. Each dot represents a unique V to J joining and the size of the dot represents relative frequency within that sample. The dominant and expanded clones in TRG and IGH repertoires of a patient with AT deficiency with atypical clinical characteristics and study their pathophysiology mechanisms, using also a zebra fish model. Characterization of proteins encoded by the activity of these genes in immune cells of patients compared with those of healthy individuals enable us a better understanding of the development and function of the immune system, as well as designing new targeted drugs or gene therapy to the immune deficiency the patients suffer from. Another interest in our lab is to investigate T and B cell development and repertoire productions in health and disease including the development of the immune system in fetal life (*Science Translational Medicine*, 2015). We have used traditional methodologies (e.g. flow cytometry or PCR analysis) to illustrate cell repertoire in patients with immunodeficiency, autoimmunity and in developing human embryos. Yet the recent development of next generation sequencing (NGS) techniques enabled analysis of these immune repertoires to a depth that was unreachable before. This was already used by us in various pathologic conditions including immunodeficiencies, autoimmune disorders and infections. One of the advantages of the NGS technology over the traditional methodologies for investigation of the expanded clones and for clinical follow-up is that it ensures finding of the

clonal receptor rearrangements in every patient due to the enormous depth of sequencing. It allows for the detection of multiple sub-clones, specific preferential usage of V, D and J gene segments and complementarity determining region 3 (CDR3) characteristics and to look for clonotypic sharing in patients with a similar disease. In addition, with the use of the CRISPR-Cas9 genome editing platform, we are modeling relevant primary immunodeficiency causing genes, such as RAG1/2, DCLRE1C (artemis) and ATM in wild type human lymphocytic cell-lines, and are using this 'bed to bench and back' approach to correct these mutated genes as a strategy to develop innovative curative gene correction therapy in patients' cells.

### Publications

- Simon, A. J., Lev, A., Zhang, Y., Weiss, B., Rylova, A., Eyal, E., Kol, N., Barel, O., Cesarkas, K., Soudack, M., Greenberg-Kushnir, N., Rhodes, M., Wiest, D. L., Schiby, G., Barshack, I., Katz, S., Pras, E., Poran, H., Reznik-Wolf, H., Ribakovsky, E., Simon, C., Hazou, W., Sidi, Y., Lahad, A., Katzir, H., Sagie, S., Aqeilan, H. A., Glousker, G., Amariglio, N., Tzfati, Y., Selig, S., Rechavi, G. & **Somech, R.** (2016) Mutations in STN1 cause Coats plus syndrome and are associated with genomic and telomere defects, *The Journal of Experimental Medicine*.
- Rechavi, E., Levy-Mendelovich, S., Stauber, T., Shamash, J., Reinstein, S., Vernitsky, H., Adam, D., Simon, A. J., Lev, A., Raas-Rothschild, A. & **Somech, R.** (2016) Combined immunodeficiency in a patient with mosaic monosomy 21, *Immunologic Research*. 64, 841-7.
- Rechavi, E., Lev, A., Eyal, E., Barel, O., Kol, N., Barhom, S. F., Pode-Shakked, B., Anikster, Y., **Somech, R.** & Simon, A. J. (2016) A Novel Mutation in a Critical Region for the Methyl Donor Binding in DNMT3B Causes Immunodeficiency, Centromeric Instability, and Facial Anomalies Syndrome (ICF), *Journal of Clinical Immunology*.
4. Levy-Mendelovich, S., Rechavi, E., Abuzaitoun, O., Vernitsky, H., Simon, A. J., Lev, A. & **Somech, R.** (2016) Highlighting the problematic reliance on CD18 for diagnosing leukocyte adhesion deficiency type 1, *Immunologic Research*. 64, 476-82.



**Dr. Orna Steinberg-Shemer, M.D.,  
M.Sc.**

Felsenstein Medical Research Center  
Faculty of Medicine



Email: ornas2@clalit.org.il

# Novel Pathways Involved in Normal Hematopoiesis and Congenital Hematological Disorders

## Positions

Lecturer, Faculty of Medicine

Senior Physician, Hematology Unit, Rina Zaizov Hematology-Oncology Division, Schneider Children's Medical Center of Israel

## Research

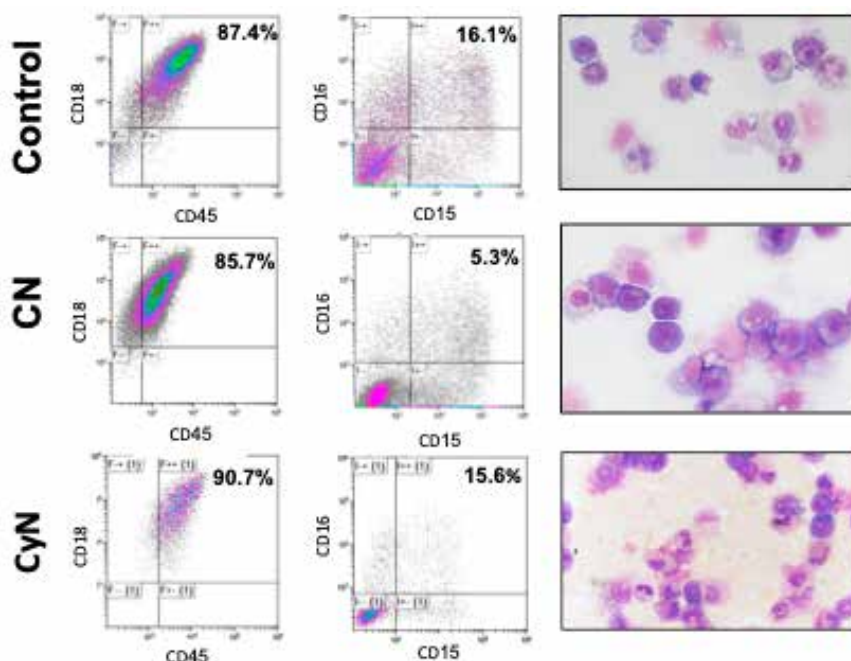
We study pathways involved in normal and diseased hematopoiesis. All our research aims emerge from clinical dilemmas.

Our research is divided into:

1. The study of severe congenital neutropenia and cyclic neutropenia. Severe congenital neutropenia (SCN) is a mono-lineage bone marrow failure syndrome, characterized by early onset of neutropenia accompanied by severe infections. Bone marrow examination demonstrates promyelocytic maturation arrest. Cyclic neutropenia

(CyN) is a congenital syndrome characterized by oscillations of the neutrophil counts with a nadir occurring every 21 days. Mutations in the *ELANE* gene can cause both diseases. We aim to identify key signaling pathways underlying SCN and CyN and their phenotypic differences, in order to establish better diagnostic criteria and novel therapeutic approaches. We use induced pluripotent stem cells (iPSCs) generated from patients with congenital neutropenias. Our iPSC system recapitulates the myeloid differentiation arrest found in bone marrows of patients with SCN and shows a difference in the myeloid differentiation potential between SCN and CyN (Figure).

2. Elucidating the myeloid transformation processes in patients with congenital neutropenia. One severe complication of SCN is the development of myelodysplastic syndrome (MDS) and acute myeloid leukemia (AML). An early event in



this process involves acquisition of truncating mutations in the receptor of the granulocyte-colony stimulating factor (G-CSF), which are unique to patients with SCN. We aim to understand the signal transduction pathways triggered by the mutated G-CSF receptor in patients with congenital neutropenia in order to improve the diagnostic, preventive and therapeutic approaches for leukemia development. This study is performed on patients-derived iPSCs using the CRISPR/Cas9 gene editing system for the introduction of somatic mutations that are similar to those found in patients.

3. Understanding the molecular processes involved in rare congenital anemia syndromes. The regulation of erythroid gene expression and erythroid differentiation is governed by the interplay between GATA1 and GATA2, that share a common DNA binding motif, and a key event in normal erythropoiesis is a “switch” in the expression of the two transcription factors. We aim to study the roles of GATA1 and GATA2 in initiating and driving red blood cell differentiation and their contribution to a rare anemia syndrome caused by mutations in GATA1. This study is performed in immortalized human CD34+ cells in combination with gene editing methods.

## Publications

Giani FC, Fiorini C, Wakabayashi A, Ludwig LS, Salem RM, Jobaliya CD, Regan SN, Ulirsch JC, Liang G, **Steinberg-Shemer O**, Guo MH, Esko T, Tong W, Brugnara C, Hirschhorn JN, Weiss MJ, Zon LI, Chou ST, French DL, Musunuru K, Sankaran VG. Targeted application of human genetic variation can improve red blood cell production from stem cells. *Cell Stem Cell*. 2016;7;18(1):73-78.

**Steinberg-Shemer O**, Keel S, Dgany O, Walsh T, Noy-Lotan S, Krasnov T, Yacobovich J, Quarello P, Ramenghi U, King MC, Shimamura A, Tamary H. Diamond Blackfan Anemia: A nonclassical patient with diagnosis assisted by genomic analysis. *J Pediatr Hematol Oncol*. 2016;38(7):e260-2.

Yacobovich J, Abu-Ahmed S, **Steinberg-Shemer O**, Goldberg T, Cohen M, Tamary H. Anti-D treatment for pediatric immune thrombocytopenia: Is the bad reputation justified? *Semin Hematol*. 2016;53 Suppl 1:S64-6.

Gilad O, **Shemer OS**, Dgany O, Krasnov T, Nevo M, Noy-Lotan S, Rabinowicz R, Amitai N, Ben-Dor S, Yaniv I, Yacobovich J, Tamary H. Molecular diagnosis

of  $\alpha$ -thalassemia in a multiethnic population. *Eur J Haematol*. 2017;98(6):553-562.

**Steinberg-Shemer O**, Ulirsch JC, Noy-Lotan S, Krasnov T, Attias D, Dgany O, Laor R, Sankaran VG, Tamary H. Whole-exome sequencing identifies an  $\alpha$ -globin cluster triplication resulting in increased clinical severity of  $\beta$ -thalassemia. *Cold Spring Harb Mol Case Stud*. 2017;3(6).

Tanous O, **Steinberg Shemer O**, Yacobovich J, Zoldan M, Horovitz Y, Yaniv I, Rabizadeh E, Tamary H, Nakav S, Lahav J. Evaluating platelet function disorders in children with bleeding tendency – A single center study. *Platelets*. 2017;28(7):676-681.

Seo A, **Steinberg-Shemer O**, Unal S, Casadei S, Walsh T, Gumruk F, Shalev S, Shimamura A, Akarsu NA, Tamary H, King MC. Mechanism for survival of homozygous nonsense mutations in the tumor suppressor gene BRCA1. *Proc Natl Acad Sci U S A*. 2018;115(20):5241-5246.

Shefer Averbuch N, **Steinberg-Shemer O**, Dgany O, Krasnov T, Noy-Lotan S, Yacobovich J, Kuperman AA, Kattamis A, Ben Barak A, Roth-Jelinek B, Chubar E, Shabad E, Dufort G, Ellis M, Wolach O, Pazgal I, Abu Quider A, Miskin H, Tamary H. Targeted next generation sequencing for the diagnosis of patients with rare congenital anemias. *Eur J Haematol*. 2018;101(3):297-304.

**Steinberg-Shemer O**, Tamary H. Gray platelet syndrome mimicking atypical autoimmune lymphoproliferative syndrome: the key is in the blood smear. *Blood*. 2018;131(24):2737.

**Steinberg-Shemer O**, Yacobovich J, Cohen M, Cabantchik IZ, Tamary H. Labile plasma iron as an indicator of patient adherence to iron chelation treatment. *Blood Cells Mol Dis*. 2018;71:1-4.

**Steinberg-Shemer O**, Goldberg TA, Yacobovich J, Levin C, Koren A, Revel-Vilk S, Ben-Ami T, Kuperman AA, Shkalim Zemer V, Toren A, Kapelushnik J, Ben-Barak A, Miskin H, Krasnov T, Noy-Lotan S, Dgany O, Tamary H. Characterization and genotype-phenotype correlation of patients with Fanconi anemia in a multi-ethnic population. *Haematologica*. 2019.

Barg AA, Toren A, Tamary H, Yacobovich J, **Steinberg-Shemer O**, Gilad O, Goldstein G, Miskin H, Revel-Vilk S, Rosenbeg N, Kenet G, Zemer VS. Essential thrombocythemia A retrospective case series. *Pediatr Blood Cancer*. 2020;67(5):e28183.

Gilad O, **Steinberg-Shemer O**, Dgany O, Krasnov T, Noy-Lotan S, Tamary H, Yacobovich J. Alpha-Thalassemia carrier due to  $-\alpha 3.7$  deletion: Not so silent. *Acta Haematol*. 2020:1-6.

- Goldberg L, Simon AJ, Rechavi G, Lev A, Barel O, Kunik V, Toren A, Schiby G, Tamary H, **Steinberg-Shemer O**, Somech R. Congenital neutropenia with variable clinical presentation in novel mutation of the SRP54 gene. *Pediatr Blood Cancer*. 2020;67(6). 2020-2023 Varda and Boaz Dotan Research Center in Hemato-Oncology. *Novel method for selection of CD34+ cells after editing Runx1 gene mutations*, with Prof. Dani Offen.
- Steinberg-Shemer O**, Tamary H. Impact of next-generation sequencing on the diagnosis and treatment of congenital anemias. *Mol Diagn Ther*. 2020. 2019-2021 Physician-Scientist Grant. European Hematology Association. *Elucidating the pathophysiology of severe congenital neutropenia and the pathways involved in malignant transformation*.
- Yacobovich J, Barzilai-Birenboim S, **Steinberg-Shemer O**, Stark P, Pazgal I, Tamary H. Splenectomy in childhood for non-malignant haematologic disorders – long-term follow-up shows minimal adverse effects. *Br J Haematol*. 2020. 2019-2022 Physician-Scientist Grant. Israel Science Foundation. *Elucidating the mechanisms of congenital anemia caused by germline GATA1s mutation: The roles of GATA2*.
- Grants**
- 2020-2023 Israel Innovation Authority. *The CRISPR-IL Consortium – AI technologies for improving the efficiency and accuracy of genome editing*, with Dr. Yehudit Birger and Prof. Shai Izraeli. 2018-2020 Israel Cancer Association. *Elucidating the pathways involved in malignant transformation in severe congenital neutropenia patients*.



## Prof. Hannah Tamary, M.D.

Molecular Hematology Laboratory  
Felsenstein Medical Research Center  
Faculty of Medicine



htamary@post.tau.ac.il

# Molecular and Cellular Studies of Rare Disorders of Hematopoiesis

## Positions

Professor of Pediatrics, Faculty of Medicine

Director, Hematology Unit, Schneider Children's Medical Center of Israel

## Research

We study rare hematological disorders, using different cellular model systems. The roles of codanin-1 in normal hematopoiesis and in the pathogenesis of congenital dyserythropoietic anemia type I (CDA I). CDA I is a rare disorder causing anemia and bone abnormalities. We have identified CDAN1, the gene causing CDA I, in 2002, by linkage analysis. Codanin-1, encoded by CDAN1, is ubiquitously expressed and necessary for early embryonic development. However, its roles in hematopoiesis are not known. We generated erythroid tissue specific KO mice, and identified early anemia and embryonic lethality caused by a complete lack of

codanin-1. We are also utilizing other model systems for the disease, including K562 cell line, murine fetal liver erythroid differentiation system, and primary human erythroid cultures. Understanding the roles of codanin-1 in red blood cells development may shed light on specialized processes involved in erythropoiesis. Even more significant, elucidating the role of codanin-1 in CDA I may help develop novel therapeutic approaches to alleviate the anemia in these patients.

The pathomechanisms of severe congenital neutropenia and cyclic neutropenia through patients will be understood by using derived induced pluripotent stem cells. We use the cutting edge technology of induced pluripotent stem cells generated from patients with congenital neutropenia as a model system for severe congenital neutropenia and cyclic neutropenia, caused by ELANE mutations. We aim to define the granulopoietic defects caused by these mutations, establish a genotype-phenotype correlation of iPSC lines carrying ELANE mutations causing both diseases, and study novel potential therapies by pharmacological correction of the granulopoietic defects detected.



Cdan1 erythroid conditional mice embryo are small and pale, with no visible erythropoiesis in the fetal liver.

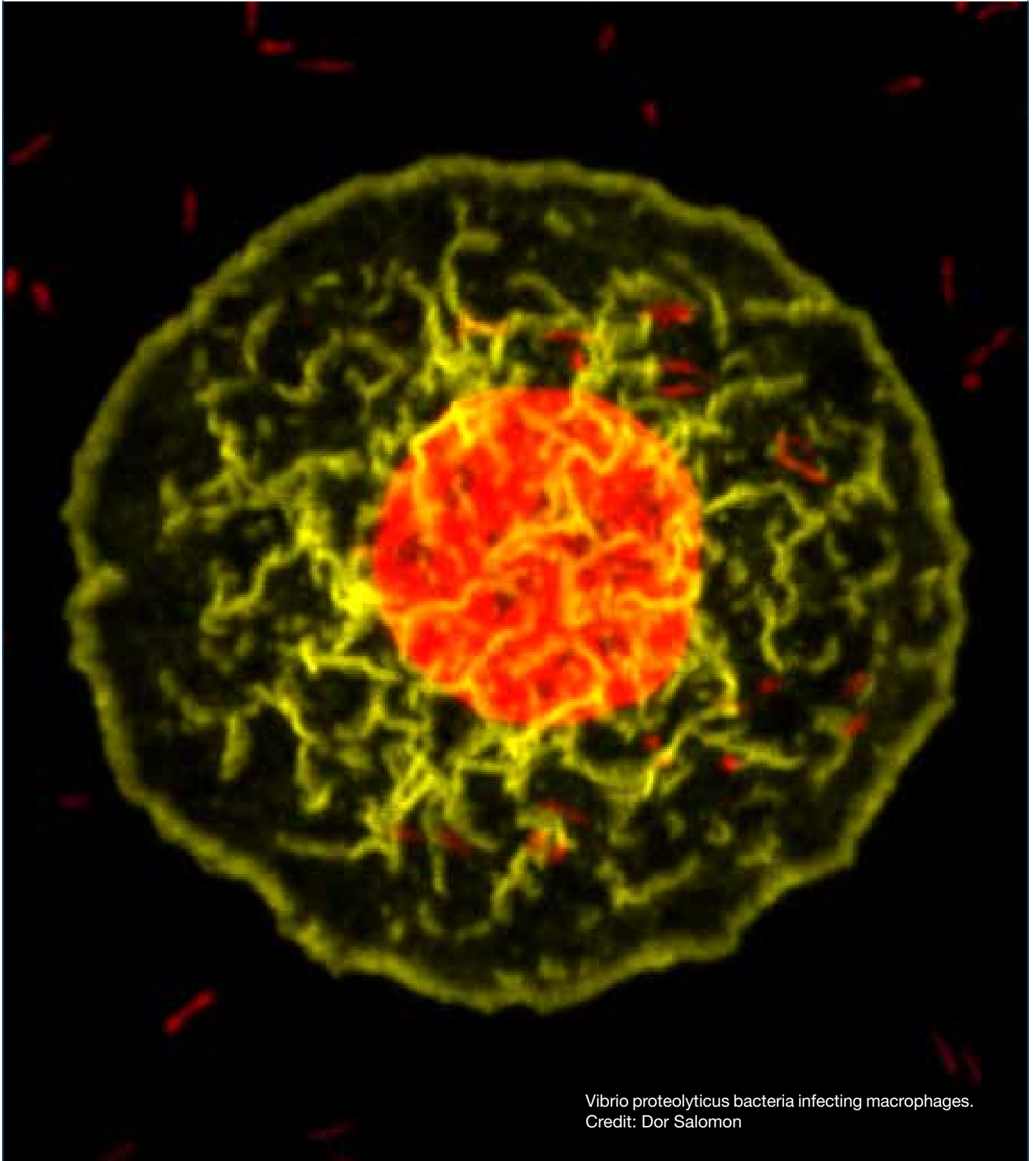
## Publications

Shalev H, Al-Athamen K, Levi I, Levitas A, **Tamary H**. Morbidity and mortality of adult patients with congenital dyserythropoietic anemia type I. *Eur J Haematol*. 2016.

Steinberg Shemer O, Keel S, Dgany O, Walsh T, Noy-Lotan S, Krasnov T, Yacobovich J, Quarello P, Ramenghi U, King MC, Shimamura A, **Tamary H**. Diamond Blackfan Anemia – an Evasive Diagnosis in a Non-Classical Patient. *J Pediatr Hematol Oncol*. 2016;38(7):e260-2.

- Amir AZ, Horev G, Yacobovich J, Bennett M, **Tamary H**. Distal limb anomalies in patients with congenital dyserythropoietic anemia. *Am J Med Genet A*. 2016.
- Shalev H, Al-Athamen K, Levi I, Levitas A, **Tamary H**. Morbidity and mortality of adult patients with congenital dyserythropoietic anemia type I *Eur J Haematol*. 2017;98(1):13-18
- Tanous O, Steinberg Shemer O, Yacobovich J, Zoldan M, Horovitz Y, Yaniv I, Rabizadeh E, **Tamary H**, Nakav S, Lahav J. Evaluating platelet function disorders in children with bleeding tendency – A single center study *Platelets*. 2017;6:1-6
- Gilad O, Shemer OS, Dgany O, Krasnov T, Nevo M, Noy-Lotan S, Rabinowicz R, Amitai N, Ben-Dor S, Yaniv I, Yacobovich J, **Tamary H** Molecular diagnosis of  $\alpha$ -thalassemia in a multiethnic population *Eur J Haematol*. 2017;98(6):553-562
- Iolascon A, Andolfo I, Barcellini W, Corcione F, Garçon L, Franceschi LD, Pignata C, Graziadei G, Pospisilova D, Rees DC, de Montalembert M, Rivella S, Gambale A, Russo R, Ribeiro L, Vives-Corrons J, Aguilar Martinez P, Kattamis A, Gulbis B, Cappellini MD, Roberts I, **Tamary H**. Recommendations regarding splenectomy in hereditary hemolytic anemias *Haematologica*. 2017;102(8):1304-1313.
- Seo A, Ben-Harosh M, Sirin M, Stein J, Dgany O, Kapelushnik J, Hoenig M, Pannicke U, Lorenz M, Schwarz K, Stockklausner C, Walsh T, Gulsuner S, Lee MK, Sendamarai A, Sanchez-Bonilla M, King MC, Cario H, Kulozik AE, Debatin KM, Schulz A, **Tamary H**, Shimamura A Bone marrow failure unresponsive to bone marrow transplant is caused by mutations in thrombopoietin *Blood*. 2017;130(7):875-880
- Resnitzky P, Shaft D, Shalev H, Kapelushnik J, Dgany O, Krasnov T, **Tamary H**. Morphological features of congenital dyserythropoietic anemia type I: The role of electron microscopy in diagnosis *Eur J Haematol*. 2017;99(4):366-371.
- Da Costa L, O'Donohue MF, van Dooijeweert B, Albrecht K, Unal S, Ramenghi U, Leblanc T, Dianzani I, **Tamary H**, Bartels M, Gleizes PE, Wlodarski M, MacInnes AW Molecular approaches to diagnose Diamond-Blackfan anemia: The EuroDBA experience. *Eur J Med Genet*. 2017;S1769-7212(17)

# Infectious Diseases



*Vibrio proteolyticus* bacteria infecting macrophages.  
Credit: Dor Salomon





## Dr. Ronen Ben-Ami, M.D.

Infectious Diseases Unit  
Tel Aviv Sourasky Medical Center



 [ronenba@tlvmc.gov.il](mailto:ronenba@tlvmc.gov.il)

# Mechanisms of Virulence and Drug Resistance in Pathogenic Fungi

## Positions

Senior Lecturer, School of Medicine

Head, Infectious Diseases Unit, Tel Aviv Sourasky Medical Center

Director, Molecular Mycology Laboratory, Tel Aviv Sourasky Medical Center

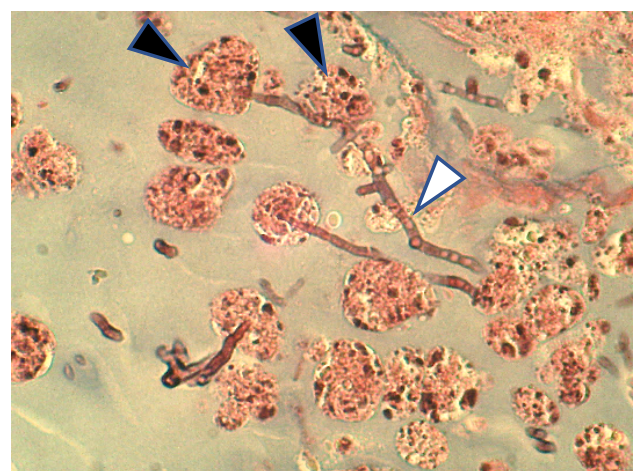
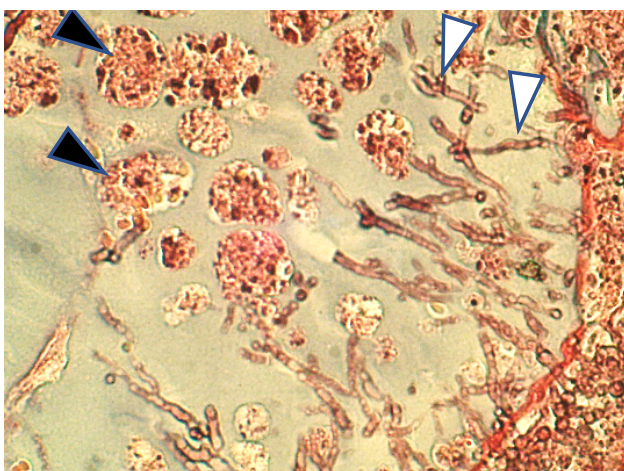
## Research

We study the pathobiology and epidemiology of medically important fungi. Fungal infections are encountered with increasing frequency in advanced medical settings, and are associated with high mortality rates. Specifically, *Candida* species are frequent causes of hospital-acquired bloodstream infection, particularly in the intensive care setting, whereas *Aspergillus* species and other pathogenic filamentous fungi cause sinopulmonary and disseminated infections in immunocompromised patients.

Our work has outlined the incidence, drug resistance patterns, geographic distribution, risk factors and

outcomes of *Candida* bloodstream infections in Israeli hospitals. A multicenter effort is currently underway to study the epidemiology of invasive mold infections in Israel.

We are specifically interested in *Candida glabrata*, an opportunistic pathogen notable for its limited susceptibility to antifungal agents and its tendency to rapidly evolve resistance following exposure to antifungal azole drugs. Using population analysis techniques, we showed that clinical strains of *C. glabrata* are often heterogenous at the cell-population level with respect drug resistance. This phenomenon, termed heteroresistance, facilitates the expansion of drug-resistant subpopulations during antifungal treatment. We discovered that heteroresistance is associated with over-expression of efflux transporters, and that heteroresistant strains can persist *in vivo* despite high-dose azole treatment. Heteroresistance is not captured by standard susceptibility tests performed at clinical laboratories, and may explain the mismatch between susceptibility data and treatment outcomes.



**In vivo assay for angiotropism and angioinvasion:** Matrigel plugs implanted subcutaneously induce the formation of endothelial cell networks (black arrowheads). *A. fumigatus* forms hyphae (white arrowheads) that invade neovessels. Genetic manipulation is used to dissect *A. fumigatus* genes responsible for angiotropism and angioinvasion.

Additional work has focused on the emerging species *Candida auris*. Unknown until recently, *C. auris* is a multidrug resistant organism that has caused simultaneous outbreaks of invasive infections in multiple countries in Europe, North and South America, Africa and Asia. We characterized the drug resistance and pathogenicity traits of *C. auris* isolates. Ongoing work at our lab aims to define optimal treatment strategies for *C. auris* infection using in vitro and animal models.

Invasion of host blood vessels is characteristic of invasive *Aspergillus fumigatus* infection. We have previously shown that angioinvasive *A. fumigatus* produces gliotoxin, a secondary metabolite which down-regulates host angiogenesis. We hypothesized that angioinvasion is essential for *A. fumigatus* virulence. Research conducted at the Tel Aviv Medical Center Mycology laboratory and at the laboratory of Prof. Nir Osherov at the School of Medicine aims to understand the genetic underpinnings of angiotropism and angioinvasion. We predict that this line of research will uncover novel targets for the treatment and prevention of invasive aspergillosis.

#### Publications

Cohen NA, Livovsky DM, Yaakovovitch S, Ben Yehoyada M, **Ben-Ami R**, Adler A, Guzner-Gur H, Goldin E, Santo ME, Halpern Z, Paz K, Maharshak N. A retrospective comparison of fecal microbial transplantation methods for recurrent *Clostridium difficile* infection. *Isr Med Assoc J* 2016; 18:594-599.

**Ben-Ami R**, Zimmerman O, Finn T, Amit S, Novikov A, Wertheimer N, Lurie-Weinberger M, Berman J.

Heteroresistance to fluconazole is a continuously distributed phenotype among *Candida glabrata* clinical strains associated with *in vivo* persistence. *mBio* 2016; 7: e00655-16.

Vitenshtein A, Bauman Y, Gur C, Glasner A, **Ben-Ami R**, Osherov N, Cormack BP, and Mandelboim O. NK cell recognition of *Candida glabrata* through novel binding of NKp46 and NCR1 to fungal ligands Epa1, Epa6, and Epa7. *Cell Host Microb* 2016; 20:527-34.

Osherov N, **Ben-Ami R**. Modulation of host angiogenesis as a microbial survival strategy and therapeutic target. *PLoS Pathogen* 2016;12:e1005479.

**Ben-Ami R**, Berman J, Novikov A, Bash E, Shachor-Meyouhas Y, Zakin S, Maor Y, Tarabia J, Schechner V, Adler A, Finn T. Multidrug-resistant *Candida haemulonii* and *C. auris*, Tel Aviv, Israel. *Emerg Infect Dis.* 2017; 23:195-203

Katchman E, **Ben-Ami R**, Savyon M, Chemtob D, Avidor B, Wasserman A, Zeldis I, Girshengorn S, Amitai Z, Sheffer R, Turner D. Successful control of a large outbreak of HIV infection associated with injection of cathinone derivatives in Tel Aviv, Israel. *Clin Microbiol Infect*, In Press.

Cohen R, Babushkin F, Cohen S, Marina A, Shapiro M, Uda M, Khabra E, Adler A, **Ben-Ami R**, Paikin S. A prospective survey of *Pseudomonas aeruginosa* colonization and infection in the intensive care unit. *Antimicrob Resist Infect Control* 2017; 6:7.

Mandelblat M, Frenkel M, Abbey D, **Ben-Ami R**, Berman J, Segal E. Phenotypic and Genotypic Characteristics of Bloodstream and Mucosal Isolates of *Candida albicans*. *Mycoses*, In Press.



## Prof. Leonard Leibovici, M.D.

Rabin Medical Center, Beilinson Hospital



leibovic@post.tau.ac.il

# Investigating Infectious Diseases

## Positions

Head of Department, Medicine E, Rabin Medical Center, Beilinson Hospital

Faculty of Medicine

Editor-in-Chief, Clinical Microbiology and Infection

Director, Infectious Diseases University Research Center, Rabin Medical Center, Beilinson Hospital

## Research

Our research focuses on improving the treatment and management of patients with severe infections and at the same time, focusing on interventions that will reduce the rise of resistance to antibiotics in microorganisms. Our main goal is to reduce mortality and suffering caused to patients by these infections.

Together with partners in Denmark, we have developed a computerized decision support system for antibiotic treatment in patients with moderate to severe infections. It was tested in a multi-center trial in three countries, and was shown to improve the outcome of patients, while at the same time reducing unnecessary use of antibiotics and hospital stay.

Our studies, systematic reviews and meta-analyses and clinical studies, served to change international guidelines and improve patient's management. For example:

- Study that stopped the use of single-dose antibiotics for urinary tract infection.
- A clear evidence on the benefit of appropriate empirical antibiotic treatment
- Antibiotic prophylaxis for neutropenic patients.
- Discontinuing the use of beta-lactam/aminoglycoside combinations.
- Proof that some antibiotics (tigecycline and cefipime) are less effective than others.
- Current projects

- Optimizing diagnosis, treatment and outcome definitions in elderly patients with bacterial infections (Ministry of Science, Technology and Space).
- The impact of a decision support system for antibiotic decisions on appropriateness of treatment, morbidity and mortality, consumption of antibiotics and resistance to antibiotic drugs (The Israeli national institute for health policy research).
- AIDA: Investigator-driven clinical trials of off-patent antibiotics. Preserving old antibiotics for the future (EU- FP7-HEALTH-2011-two-stage).
- Combatting Bacterial Resistance in Europe – Molecules against Gram Negative Infections (IMI – COMBACTE-MAGNET).
- Transnational Research Projects on the Transmission Dynamics of Antibacterial Resistance (ERA-NET/JPI-EC-AMR).

## Publications

Harris PN, McNamara JF, Lye DC, Davis JS, Bernard L, Cheng AC, Doi Y, Fowler VG Jr, Kaye KS, **Leibovici L**, Lipman J, Llewelyn MJ, Munoz-Price S, Paul M, Peleg AY, Rodríguez-Baño J, Rogers BA, Seifert H, Thamlikitkul V, Thwaites G, Tong SY, Turnidge J, Ullil R, Webb SA, Paterson DL. Proposed primary endpoints for use in clinical trials that compare treatment options for bloodstream infection in adults: a consensus definition. *Clin Microbiol Infect.* 2016 Nov 1. pii: S1198-743X(16)30512-2.

Benattar YD, Omar M, Zusman O, Yahav D, Zak-Doron Y, Altunin S, Elbaz M, Daitch V, Granot M, **Leibovici L**, Paul M. The Effectiveness and Safety of High-Dose Colistin: Prospective Cohort Study. *Clin Infect Dis.* 2016 Oct 6. pii: ciw684.

Paul M, **Leibovici L**. Observational studies examining patient management in infectious diseases. *Clin Microbiol Infect.* 2016 May 13. pii: S1198-743X(16)30129-X.

- Pulcini C, **Leibovici L**; CMI Editorial Office. CMI guidance for authors of surveys. *Clin Microbiol Infect*. 2016 Nov;22(11):901-902.
- Sanden L, Paul M, **Leibovici L**, Andreassen S. Quantifying the associations between antibiotic exposure and resistance – a step towards personalised antibiograms. *Eur J Clin Microbiol Infect Dis*. 2016 Dec;35(12):1989-1996.
- Green H, Tobar A, Gafter-Gvili A, **Leibovici L**, Klein T, Rahamimov R, Mor E, Grossman A. Serum Lactate Dehydrogenase is Elevated in Ischemic Acute Tubular Necrosis but Not in Acute Rejection in Kidney Transplant Patients. *Prog Transplant*. 2016
- Huttner A, **Leibovici L**, Theuretzbacher U, Huttner B, Paul M. Closing the evidence gap in infectious disease: point-of-care randomization and informed consent. *Clin Microbiol Infect*. 2016 Aug 3. pii: S1198-743X(16)30267-1.
- Shaw E, Addy I, Stoddart M, Vank C, Grier S, Wiegand I, **Leibovici L**, Eliakim-Raz N, Vallejo-Torres L, Morris S, MacGowan A, Carratalà J, Pujol M; COMBACTE-MAGNET Consortium. Retrospective observational study to assess the clinical management and outcomes of hospitalised patients with complicated urinary tract infection in countries with high prevalence of multidrug resistant Gram-negative bacteria (RESCUING). *BMJ Open*. 2016 Jul 29;6(7):e011500.
- Yahav D, Shaked H, Goldberg E, Yassin S, Eliakim-Raz N, Paul M, Bishara J, **Leibovici L**. Time trends in *Staphylococcus aureus* bacteremia, 1988-2010, in a tertiary center with high methicillin resistance rates. *Infection*. 2016
- Paul M, Yahav D, **Leibovici L**. Management of Community-Acquired Pneumonia. *JAMA*. 2016 Jul 12;316(2):220-1.
- Dickstein Y, Nir-Paz R, Pulcini C, Cookson B, Beović B, Tacconelli E, Nathwani D, Vatcheva-Dobrevska R, Rodríguez-Baño J, Hell M, Saenz H, **Leibovici L**, Paul M. Staffing for infectious diseases, clinical microbiology and infection control in hospitals in 2015: results of an ESCMID member survey. *Clin Microbiol Infect*. 2016 Sep;22(9):812.e9-812.e17.
- Dickstein Y, Geffen Y, Andreassen S, **Leibovici L**, Paul M. Predicting Antibiotic Resistance in Urinary Tract Infection Patients with Prior Urine Cultures. *Antimicrob Agents Chemother*. 2016 Jul 22;60(8):4717-21.
- Dickstein Y, **Leibovici L**, Yahav D, Eliakim-Raz N, Daikos GL, Skiada A, Antoniadou A, Carmeli Y, Nutman A, Levi I, Adler A, Durante-Mangoni E, Andini R, Cavezza G, Mouton JW, Wijma RA, Theuretzbacher U, Friberg LE, Kristoffersson AN, Zusman O, Koppel F, Dishon Benattar Y, Altunin S, Paul M; AIDA consortium. Multicentre open-label randomised controlled trial to compare colistin alone with colistin plus meropenem for the treatment of severe infections caused by carbapenem-resistant Gram-negative infections (AIDA): a study protocol. *BMJ Open*. 2016 Apr 20;6(4):e009956.
- Bitterman R, Hussein K, **Leibovici L**, Carmeli Y, Paul M. Systematic review of antibiotic consumption in acute care hospitals. *Clin Microbiol Infect*. 2016 Jun;22(6):561.e7-561.e19.
- Daitch V, Babich T, Singer P, **Leibovici L**. Quality of Reporting Nutritional Randomized Controlled Trials in Patients With Cystic Fibrosis. *J Pediatr Gastroenterol Nutr*. 2016 Aug;63(2):265-9.
- Yahav D, Schlesinger A, Shaked H, Goldberg E, Paul M, Bishara J, **Leibovici L**. Clinical presentation, management and outcomes of *Staph aureus* bacteremia (SAB) in older adults. *Aging Clin Exp Res*. 2016 Feb 12.
- Yahav D, Yassin S, Shaked H, Goldberg E, Bishara J, Paul M, **Leibovici L**. Risk factors for long-term mortality of *Staphylococcus aureus* bacteremia. *Eur J Clin Microbiol Infect Dis*. 2016 May;35(5):785-90.
- Yahav D, Eliakim-Raz N, **Leibovici L**, Paul M. Bloodstream infections in older patients. *Virulence*. 2016 Apr 2;7(3):341-52.
- Muthuri SG, Venkatesan S, Myles PR, Leonardi-Bee J, Lim WS, Al Mamun A, Anovadiya AP, Araújo WN, Azziz-Baumgartner E, Báez C, Bantar C, Barhoush MM, Bassetti M, Beovic B, Bingisser R, Bonmarin I, Borja-Aburto VH, Cao B, Carratala J, Cuzzo MR, Denholm JT, Dominguez SR, Duarte PA, Dubnov-Raz G, Echavarría M, Fanella S, Fraser J, Gao Z, Gérardin P, Giannella M, Gubbels S, Herberg J, Higuera Iglesias AL, Hoeger PH, Hoffmann M, Hu X, Islam QT, Jiménez MF, Kandeel A, Keijzers G, Khalili H, Khandaker G, Knight M, Kuszniarz G, Kuzman I, Kwan AM, Lahlou Amine I, Langenegger E, Lankarani KB, Leo YS, Linko R, Liu P, Madanat F, Manabe T, Mayo-Montero E, McGeer A, Memish ZA, Metan G, Mikić D, Mohn KG, Moradi A, Nymadawa P, Ozbay B, Ozkan M, Parekh D, Paul M, Poepl W, Polack FP, Rath BA, Rodríguez AH, Siqueira MM, Skręć-Magierło J, Talarek E, Tang JW, Torres A, Törün SH, Tran D, Uyeki TM, van Zwol A, Vaudry W, Velyvyte D, Vidmar T, Zarogoulidis P; PRIDE Consortium Investigators., Nguyen-Van-Tam JS. Impact of neuraminidase inhibitors on influenza A(H1N1)pdm09-related pneumonia: an individual

- participant data meta-analysis. *Influenza Other Respir Viruses*. 2016 May;10(3):192-204.
- Dickstein Y, Geffen Y, **Leibovici L**, Paul M. Comparison of Antibiotic Susceptibility Patterns of Bacterial Isolates Based on Time From Hospitalization and Culture Source: Implications for Hospital Antibiograms. *Infect Control Hosp Epidemiol*. 2016 Feb;37(2):212-4.
- Carrara E, Pfeffer I, Zusman O, **Leibovici L**, Paul M. Determinants of inappropriate empirical antibiotic treatment: systematic review and meta-analysis. *Int J Antimicrob Agents*. 2017
- Tacconelli E, Carrara E, Savoldi A, Harbarth S, Mendelson M, Monnet DL, Pulcini C, Kahlmeter G, Kluytmans J, Carmeli Y, Ouellette M, Outterson K, Patel J, Cavalieri M, Cox EM, Houchens CR, Grayson ML, Hansen P, Singh N, Theuretzbacher U, Magrini N; WHO Pathogens Priority List Working Group. Discovery, research, and development of new antibiotics: the WHO priority list of antibiotic-resistant bacteria and tuberculosis. *Lancet Infect Dis*. 2017
- Paul M, **Leibovici L**. Drug Development for Multidrug-Resistant Bacteria: Why Compromise? *J Infect Dis*. 2017
- Stern A, Skalsky K, Avni T, Carrara E, **Leibovici L**, Paul M. Corticosteroids for pneumonia. *Cochrane Database Syst Rev*. 2017
- Drozdinsky G, Ben-Zvi H, Kushnir S, **Leibovici L**, Yahav D. Colistin exposure as a risk factor for infections caused by inherently colistin resistant Enterobacteriaceae – a case control study. *Clin Microbiol Infect*. 2017
- Leibovici L**, Xu JF. CMI workshop in Shanghai, China. *Clin Microbiol Infect*. 2017
- Zusman O, Farbman L, Elbaz M, Daitch V, Cohen M, Eliakim-Raz N, Babich T, Paul M, **Leibovici L**, Yahav D. A decision support model to predict the presence of an acute infiltrate on chest radiograph. *Eur J Clin Microbiol Infect Dis*. 2017
- Babich T, Zusman O, Elbaz M, Ben-Zvi H, Paul M, **Leibovici L**, Avni T. Empirical Antibiotic Treatment Does Not Improve Outcomes in Catheter-Associated Urinary Tract Infection: Prospective Cohort Study. *Clin Infect Dis*. 2017
- Leibovici L**. Are we making an impact? *Clin Microbiol Infect*. 2017
- Dalal A, Eskin-Schwartz M, Mimouni D, Ray S, Days W, Hodak E, **Leibovici L**, Paul M. Interventions for the prevention of recurrent erysipelas and cellulitis. *Cochrane Database Syst Rev*. 2017
- Leibovici L**. A new series of reviews in CMI: 'How to ...'. *Clin Microbiol Infect*. 2017
- Beyar-Katz O, Dickstein Y, Borok S, Vidal L, **Leibovici L**, Paul M. Empirical antibiotics targeting gram-positive bacteria for the treatment of febrile neutropenic patients with cancer. *Cochrane Database Syst Rev*. 2017
- Leibovici L**, Macnab F, Pereira-Moreira R. CMI readers' survey. *Clin Microbiol. Infect*. 2017;23(9):587-589.
- Zayyad H, Eliakim-Raz N, **Leibovici L**, Paul M. Revival of old antibiotics: needs, the state of evidence and expectations. *Int J Antimicrob Agents*. 2017;49(5):536-541.
- Leibovici L**. Immediate rejection of manuscripts without peer review at the CMI. *Clin Microbiol Infect*. 2017;23(8):499.
- Leibovici L**, Friedman J. CMI Theme Issues: Invitation to submit papers. *Clin Microbiol Infect*. 2017;23(2):57.
- Paul M, Yahav D, Dishon Benattar Y, **Leibovici L**. Reply to Zavascki and Nation. *Clin Infect Dis*. 2017;64(5):696.
- Leibovici L**. The nuts and bolts of doing science. *Clin Microbiol Infect*. 2017;23(5):275.
- Harris PNA, McNamara JF, Lye DC, Davis JS, Bernard L, Cheng AC, Doi Y, Fowler VG Jr, Kaye KS, **Leibovici L**, Lipman J, Llewelyn MJ, Munoz-Price S, Paul M, Peleg AY, Rodríguez-Baño J, Rogers BA, Seifert H, Thamlikitkul V, Thwaites G, Tong SYC, Turnidge J, Utili R, Webb SAR, Paterson DL. Proposed primary endpoints for use in clinical trials that compare treatment options for bloodstream infection in adults: a consensus definition. *Clin Microbiol Infect*. 2017;23(8):533-541.
- Paul M, **Leibovici L**. Observational studies examining patient management in infectious diseases. *Clin Microbiol Infect*. 2017;23(3):127-128.
- Green H, Tobar A, Gafter-Gvili A, **Leibovici L**, Klein T, Rahamimov R, Mor E, Grossman A. Serum Lactate Dehydrogenase is Elevated in Ischemic Acute Tubular Necrosis but Not in Acute Rejection in Kidney Transplant Patients. *Prog Transplant*. 2017;27(1):53-57.
- Huttner A, **Leibovici L**, Theuretzbacher U, Huttner B, Paul M. Closing the evidence gap in infectious disease: point-of-care randomization and informed consent. *Clin Microbiol Infect*. 2017;23(2):73-77.
- Yahav D, Shaked H, Goldberg E, Yassin S, Eliakim-Raz N, Paul M, Bishara J, **Leibovici L**. Time trends in *Staphylococcus aureus* bacteremia, 1988-2010,

in a tertiary center with high methicillin resistance rates. *Infection*. 2017;45(1):51-57.

Yahav D, Schlesinger A, Shaked H, Goldberg E, Paul M, Bishara J, **Leibovici L**. Clinical presentation, management and outcomes of *Staph aureus* bacteremia (SAB) in older adults. *Aging Clin Exp Res*. 2017;29(2):127-133.

### Reviews

**Leibovici L**. Ethical considerations in research published in the CMI. *Clin Microbiol Infect*. 2016 Dec;22(12):957.

**Leibovici L**. Structured abstracts for narrative reviews. *Clin Microbiol Infect*. 2016 Nov 7. pii: S1198-743X(16)30548-1.

Tacconelli E, Cataldo MA, Paul M, **Leibovici L**, Kluytmans J, Schröder W, Foschi F, De Angelis G, De Waure C, Caddeu C, Mutters NT, Gastmeier P, Cookson B. STROBE-AMS: recommendations to optimise reporting of epidemiological studies on antimicrobial resistance and informing improvement in antimicrobial stewardship. *BMJ Open*. 2016 Feb 19;6(2):e010134.

**Leibovici L**. Message from the new CMI Editor-in-Chief. *Clin Microbiol Infect*. 2016 Apr;22(4):293.

**Leibovici L**, Paul M. Antibiotic treatment: balancing patients' rights. *Lancet Respir Med*. 2016 Jan;4(1):10-1

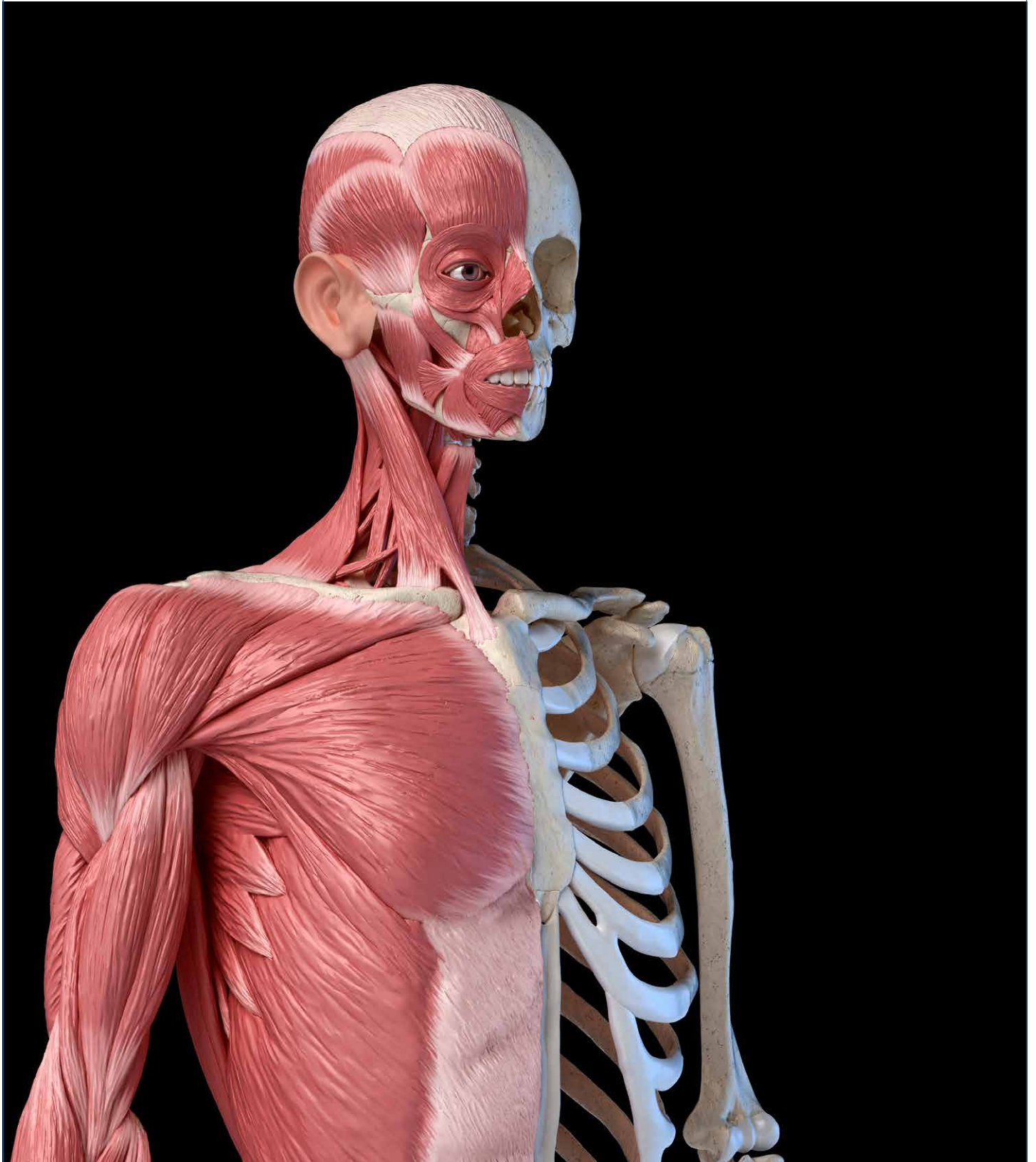
**Leibovici L**, Paul M, Garner P, Sinclair DJ, Afshari A, Pace NL, Cullum N, Williams HC, Smyth A, Skoetz N, Del Mar C, Schilder AG, Yahav D, Tovey D. Addressing resistance to antibiotics in systematic reviews of antibiotic interventions. *J Antimicrob Chemother*. 2016 Sep;71(9):2367-9. Leibovici L, Paul M. The CMI welcomes systematic reviews. *Clin Microbiol Infect*. 2016 May;22(5):397.

Avni T, Bieber A, Green H, Steinmetz T, **Leibovici L**, Paul M. Diagnostic Accuracy of PCR Alone and Compared to Urinary Antigen Testing for Detection of *Legionella* spp.: a Systematic Review. *J Clin Microbiol*. 2016 Feb;54(2):401-11.

### Grants

2016-2021 IMI – COMBACTE-MAGNET: Combatting Bacterial Resistance in Europe – Molecules Against Gram Negative Infections

# Musculoskeletal Disorders



**Dr. Ofir Chechik, M.D.**

Division of Orthopedic Surgery  
Tel Aviv Medical Center

✉ ofirch@tasmc.gov.il  
URL: <http://doctorchechik.co.il>



**Eran Maman, M.D.**

Director of the Shoulder Unit  
Division of Orthopedic Surgery, Tel Aviv  
Medical Center

✉ eranm@tlvmc.gov.il

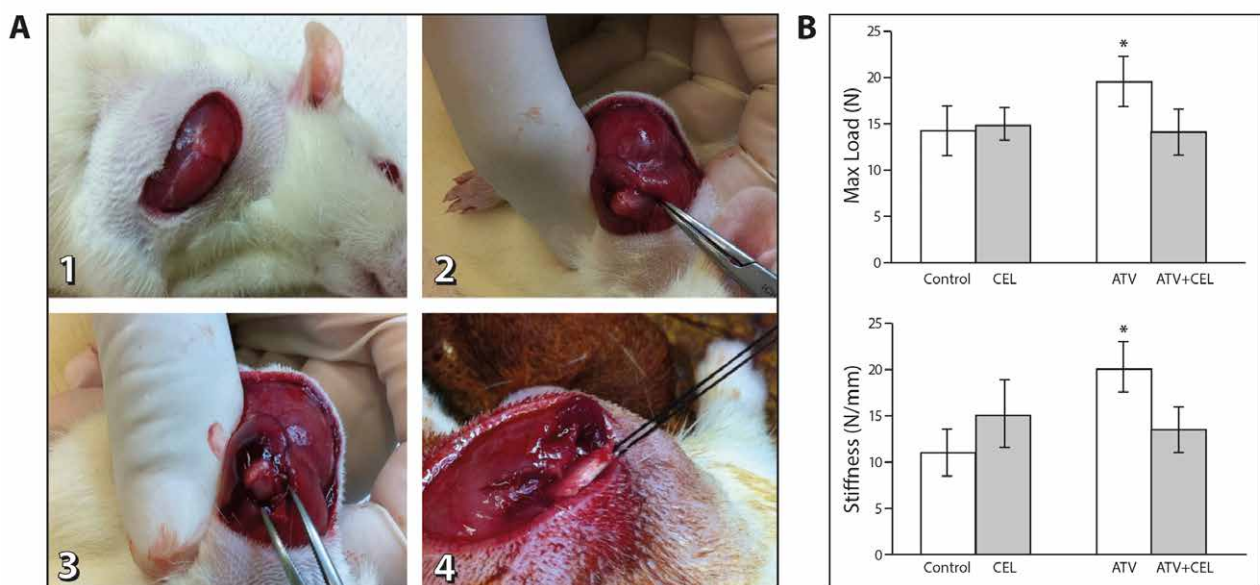


**Oleg Dolkart, Ph.D.**

Director of the Research Unit  
Division of Orthopedic Surgery, Tel Aviv  
Medical Center

✉ olegd@tlvmc.gov.il

## Investigating the Biomechanical Properties and Healing of Rotator Cuff Tendons



**COX2-dependent stimulation of tendon healing by Atorvastatin (ATV).** **A.** Rotator cuff repair model in rats. Under anesthesia, skin incision over the deltoid muscle (1); the deltoid is gently split (2) to uncover the supraspinatus tendon. The tendon is then cut adjacent to its footprint on the humeral head (3) and repositioned by suturing to the humerus (4). **B.** After 3 weeks, biomechanical testing in tension shows higher loads to failure and stiffness values in the ATV group compared with control, Celecoxib (CEL) and CEL+ATV groups.



## Positions

Senior Lecturer, Faculty of Medicine

Committee Member, Tel Aviv Medical Center  
Institutional Review Board

## Research

We study the biomechanical properties of rotator cuff tendons in various scenarios. Rotator cuff tears are a leading cause of shoulder pain and dysfunction in elderly as well as young population. Tendon healing is often impaired and requires surgical intervention. While technology and surgical techniques developed enormously during the last decades, biologic factors are still the limiting factor in tendon healing and re-tear. Studies are performed using a rat model imitating tendon tears and surgical repairs. Tendon healing is studied under various conditions including pharmacological agents and magnetic fields. The effect of pharmacologic agents on bone density and bone-tendon interface is also studied.

## Publications

**Maman E**, Yehuda C, Pritsch T, Morag G, Brosh T, Sharfman Z, **Dolkart O**. Detrimental effect of repeated and single subacromial corticosteroids injections on intact and injured rotator cuff: biomechanical and imaging studies in rats. *Am J Sports Med.* 2016;44(1):177-82.

Gigi R, **Dolkart O**, Sharfman T Z, Goldstein Y, Brosh T, Rath E, **Maman E**, **Chechik O**. Biomechanical evaluation of two arthroscopic techniques for biceps tenodesis: Triple loop suture versus simple suture. *J Shoulder Elbow Surg.* 2017;26(1):165-169.

**O Dolkart**, **O Chechik**, A Bivas, T Brosh, M Drexler, Z Weinerman, **E Maman**. Subacromial corticosteroid injections transiently decrease suture anchor pullout strength: biomechanical studies in rats. *J Shoulder Elbow Surg*, In press.



## Prof. Jeffrey Hausdorff, Ph.D.

Center for the Study of Movement, Cognition and Mobility, Neurological Institute, Tel Aviv Sourasky Medical Center  
Department of Physical Therapy, Faculty of Medicine



TEL AVIV UNIVERSITY

jhausdor@tlvmc.gov.il  
URL: [tinyurl.com/cmcm-tlvmc](https://tinyurl.com/cmcm-tlvmc)  
URL: <http://www.sagol.tau.ac.il/en/faculty/hausdorff-jeffrey/>



# Investigating Gait, Balance, Falls and Motor-Cognitive Interactions in Aging and Disease

### Positions

Professor, Faculty of Medicine and Sagol School of Neuroscience, Tel Aviv University

Director, The Center for the Study of Movement, Cognition and Mobility, Neurological Institute, Tel Aviv Sourasky Medical Center

Rush Alzheimer's Disease Center and Department of Orthopaedic Surgery, Rush University Medical Center

Movement Disorders Society Task Force on Technology

Gait Advisory Committee for the Michael J. Fox Foundation for Parkinson's Research

International Society of Posture and Gait Research Strategic Planning Committee

Board of Directors, International Society for the Measurement of Physical Behaviour

Associate Editor, Journal of NeuroEngineering & Rehabilitation

Associate Editor, Journals of Gerontology: Medical Sciences

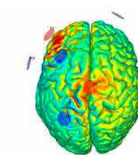
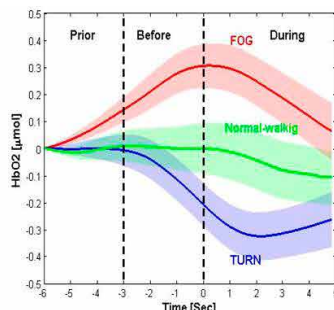
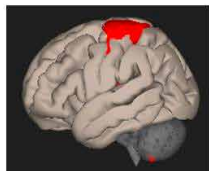

Editorial Board, Gait & Posture

Review Editor in Movement Disorders, Frontiers in Neurology

American Federation of Aging Research's National Scientific Advisory Council

### Research

At the Center for the Study of Movement, Cognition, and Mobility, we investigate balance, walking, and falls as well as the prevention and restoration of loss of mobility, motor function, and cognition associated with aging and neurological disease (e.g., Parkinson's, multiple sclerosis, Alzheimer's, post-stroke, children with ADHD). Our research team leverages a combination of clinical, engineering and neuroscience expertise to achieve three main objectives: 1) acquire new understandings of the *mechanisms* that contribute to cognitive and motor function and their changes with aging and disease; 2) construct and validate new methods and tools for early *detection* and *tracking* of cognitive and motor decline associated with aging and neurodegeneration. This includes the development of new "bio-markers" that can be used for early



Mechanisms

Assessment

Treatment

Examples of the modalities that we use to study, assess and treat gait, balance, falls and motor-cognitive interactions.

diagnosis, prognosis, and for quantitative tracking of disease progression, aging, and the response to therapeutic interventions (e.g., at-home monitoring using wearable devices and machine learning) and 3) develop novel methods for *prevention* and *treatment* (e.g., using virtual reality, pharmacologic therapy, motor learning, non-invasive brain stimulation).

Examples of ongoing projects in the lab include a) fMRI, EEG, and fNIRS imaging of balance and gait in Parkinson's disease and aging during usual walking and during challenging conditions such as when negotiating obstacles; b) virtual-reality based intervention for gait and cognitive function in older adults and patients with multiple sclerosis; c) transcranial direct current stimulation to study the mechanisms and to ameliorate freezing of gait in patients with Parkinson's disease; d) Smartphone-based intervention to improve gait and cognition and to reduce fall risk in older adults; e) transcranial direct current stimulation to study the mechanisms and to reduce fall risk and the effects of dual tasking in older adults; f) investigation of genetic contributions to gait and mobility; g) 24/7 monitoring of gait and mobility using body-fixed sensors to study the effects of osteoarthritis on mobility and to identify early markers of Parkinson's disease. h) neural network studies of cognitive aging and mobility; i) effects of high intensity exercise on cognition, gait and mobility in older adults with mild cognitive impairment.

## Publications

### Manuscripts

Bernad-Elazari H, Herman T, Mirelman A, Gazit E, Giladi N, **Hausdorff JM**. Objective characterization of daily living transitions in patients with Parkinson's disease using a single body-fixed sensor. *J Neurol* 263:1544-1551; 2016.

Dockx K, Bekkers EM, Van dB, V, Ginis P, Rochester L, **Hausdorff JM**, Mirelman A, Nieuwboer A. Virtual reality for rehabilitation in Parkinson's disease. *Cochrane Database Syst Rev* 12:CD010760; 2016.

Ginis P, Nieuwboer A, Dorfman M, Ferrari A, Gazit E, Canning CG, Rocchi L, Chiari L, **Hausdorff JM**, Mirelman A. Feasibility and effects of home-based smartphone-delivered automated feedback training for gait in people with Parkinson's disease: A pilot randomized controlled trial. *Parkinsonism Relat Disord* 22:28-34; 2016.

Ihlen EAF, Weiss A, Beck Y, Helbostad JL, **Hausdorff JM**. A comparison study of local dynamic stability measures of daily life walking in older adult

community-dwelling fallers and non-fallers. *J Biomech* 49:1498-1503; 2016.

Ihlen EAF, Weiss A, Bourke A, Helbostad JL, **Hausdorff JM**. The complexity of daily life walking in older adult community-dwelling fallers and non-fallers. *J Biomech* 49:1420-1428; 2016.

Iluz T, Weiss A, Gazit E, Tankus A, Brozgol M, Dorfman M, Mirelman A, Giladi N, **Hausdorff JM**. Can a Body-Fixed Sensor Reduce Heisenberg's Uncertainty When It Comes to the Evaluation of Mobility? Effects of Aging and Fall Risk on Transitions in Daily Living. *J Gerontol A Biol Sci Med Sci* 71:1459-1465; 2016.

James EG, Leveille SG, You T, **Hausdorff JM**, Trivison T, Manor B, McLean R, Bean JF. Gait coordination impairment is associated with mobility in older adults. *Exp Gerontol* 80:12-16; 2016.

Maidan I, Rosenberg-Katz K, Jacob Y, Giladi N, Deutsch JE, **Hausdorff JM**, Mirelman A. Altered brain activation in complex walking conditions in patients with Parkinson's disease. *Parkinsonism Relat Disord* 25:91-96; 2016.

Maidan I, Nieuwhof F, Bernad-Elazari H, Reelick MF, Bloem BR, Giladi N, Deutsch JE, **Hausdorff JM**, Claassen JA, Mirelman A. The role of the frontal lobe in complex walking among patients with Parkinson's disease and healthy older adults: An fNIRS study. *Neurorehabil Neural Repair* 30:963-971; 2016.

Mirelman A, Rochester L, Maidan I, Del DS, Alcock L, Nieuwhof F, Rikkert MO, Bloem BR, Pelosin E, Avanzino L, Abbruzzese G, Dockx K, Bekkers E, Giladi N, Nieuwboer A, **Hausdorff JM**. Addition of a non-immersive virtual reality component to treadmill training to reduce fall risk in older adults (V-TIME): a randomised controlled trial. *Lancet* 388:1170-1182; 2016.

Mirelman A, Bernad-Elazari H, Thaler A, Giladi-Yacobi E, Gurevich T, Gana-Weisz M, Saunders-Pullman R, Raymond D, Doan N, Bressman SB, Marder KS, Alcalay RN, Rao AK, Berg D, Brockmann K, Aasly J, Waro BJ, Tolosa E, Vilas D, Pont-Sunyer C, Orr-Urtreger A, **Hausdorff JM**, Giladi N. Arm swing as a potential new prodromal marker of Parkinson's disease. *Mov Disord* 31:1527-1534; 2016.

Nieuwhof F, Reelick MF, Maidan I, Mirelman A, **Hausdorff JM**, Olde Rikkert MG, Bloem BR, Muthalib M, Claassen JA. Measuring prefrontal cortical activity during dual task walking in patients with Parkinson's disease: feasibility of using a new portable fNIRS device. *Pilot Feasibility Stud* 2:59; 2016.

Pelosin E, Ogliastro C, Lagravinese G, Bonassi G, Mirelman A, **Hausdorff JM**, Abbruzzese G, Avanzino

- L. Attentional Control of Gait and Falls: Is Cholinergic Dysfunction a Common Substrate in the Elderly and Parkinson's Disease? *Front Aging Neurosci* 8:104; 2016.
- Rosenberg-Katz K, Maidan I, Jacob Y, Giladi N, Mirelman A, **Hausdorff JM**. Alterations in conflict monitoring are related to functional connectivity in Parkinson's disease. *Cortex* 82:277-286; 2016.
- Rosenberg-Katz K, Herman T, Jacob Y, Kliper E, Giladi N, **Hausdorff JM**. Subcortical Volumes Differ in Parkinson's Disease Motor Subtypes: New Insights into the Pathophysiology of Disparate Symptoms. *Front Hum Neurosci* 10:356; 2016.
- van der Leeuw G, Eggermont LH, Shi L, Milberg WP, Gross AL, **Hausdorff JM**, Bean JF, Leveille SG. Pain and cognitive function among older adults living in the community. *J Gerontol A Biol Sci Med Sci* 71:398-405; 2016.
- Weiss A, Brozgol M, Giladi N, **Hausdorff JM**. Can a single lower trunk body-fixed sensor differentiate between level-walking and stair descent and ascent in older adults? Preliminary findings. *Med Eng Phys* 38:1146-1151; 2016.
- Weiss A, Mirelman A, Giladi N, Barnes LL, Bennett DA, Buchman AS, **Hausdorff JM**. Transition between the timed up and go turn to sit subtasks: is timing everything? *J Am Med Dir Assoc* 17:864; 2016.
- Arie L, Herman T, Shema-Shiratzky S, Giladi N, **Hausdorff JM**. Do cognition and other non-motor symptoms decline similarly among patients with Parkinson's disease motor subtypes? Findings from a 5-year prospective study. *J Neurol* 264:2149-2157; 2017.
- Arndt H, Burkard S, Talavera G, Garcia J, Castells D, Codina M, **Hausdorff JM**, Mirelman A, Harte R, Casey M, Glynn L, Di RM, Rossi L, Stara V, Rosevall J, Rusu C, Carenas C, Breuil F, Reixach E, Carrabina J. Real-Time Constant Monitoring of Fall Risk Index by Means of Fully-Wireless Insoles. *Stud Health Technol Inform* 237:193-197; 2017.
- Broom L, Ellison BA, Worley A, Wagenaar L, Sorberg E, Ashton C, Bennett DA, Buchman AS, Saper CB, Shih LC, **Hausdorff JM**, VanderHorst VG. A translational approach to capture gait signatures of neurological disorders in mice and humans. *Sci Rep* 7:3225; 2017.
- Brozgol M, Arbiv M, Mirelman A, Herman T, **Hausdorff JM**, Vaisman N. Vertical ground reaction force during standing and walking: Are they related to bone mineral density left-right asymmetries? *Gait Posture* 54:174-177; 2017.
- Dagan M, Herman T, Mirelman A, Giladi N, **Hausdorff JM**. The role of the prefrontal cortex in freezing of gait in Parkinson's disease: insights from a deep repetitive transcranial magnetic stimulation exploratory study. *Exp Brain Res* 235:2463-2472; 2017.
- Dawe RJ, Leurgans SE, Yang J, Bennett JM, **Hausdorff JM**, Lim AS, Gaiteri C, Bennett DA, Buchman AS. Association between quantitative gait and balance measures and total daily physical activity in community-dwelling older adults. *J Gerontol A Biol Sci Med Sci* ; 2017.
- Di RM, **Hausdorff JM**, Stara V, Rossi L, Glynn L, Casey M, Burkard S, Cherubini A. Concurrent validation of an index to estimate fall risk in community dwelling seniors through a wireless sensor insole system: A pilot study. *Gait Posture* 55:6-11; 2017.
- Dockx K, Alcock L, Bekkers E, Ginis P, Reelick M, Pelosin E, Lagravinese G, **Hausdorff JM**, Mirelman A, Rochester L, Nieuwboer A. Fall-prone older people's attitudes towards the use of virtual reality technology for fall prevention. *Gerontology* 63:590-598; 2017.
- Gow BJ, **Hausdorff JM**, Manor B, Lipsitz LA, Macklin EA, Bonato P, Novak V, Peng CK, Ahn AC, Wayne PM. Can Tai Chi training impact fractal stride time dynamics, an index of gait health, in older adults? Cross-sectional and randomized trial studies. *PLoS One* 12:e0186212; 2017.
- James EG, Leveille SG, **Hausdorff JM**, Barton B, Cote S, Karabulut M, Conatser P, Kennedy DN, Tucker KL, Al SS, Markides KS, Bean JF. Coordination impairments are associated with falling among older adults. *Exp Aging Res* 43:430-439; 2017.
- James EG, Conatser P, Karabulut M, Leveille SG, **Hausdorff JM**, Cote S, Tucker KL, Barton B, Bean JF, Al SS, Markides KS. Mobility limitations and fear of falling in non-English speaking older Mexican-Americans. *Ethn Health* 22:480-489; 2017.
- James EG, Leveille SG, **Hausdorff JM**, Trivison T, Kennedy DN, Tucker KL, Al SS, Markides KS, Bean JF. Rhythmic Interlimb Coordination Impairments and the Risk for Developing Mobility Limitations. *J Gerontol A Biol Sci Med Sci* 72:1143-1148; 2017.
- James EG, Leveille SG, **Hausdorff JM**, Trivison T, Cote S, Conatser P, Karabulut M, Mendes AC, Kennedy DN, Tucker KL, Al SS, Markides KS, Bean JF. Rhythmic interlimb coordination impairments are associated with mobility limitations among older adults. *Exp Aging Res* 43:337-345; 2017.
- Maidan I, Rosenberg-Katz K, Jacob Y, Giladi N, **Hausdorff JM**, Mirelman A. Disparate effects of

training on brain activation in Parkinson disease. *Neurology* 89:1804-1810; 2017.

Maidan I, Bernad-Elazari H, Giladi N, **Hausdorff JM**, Mirelman A. When is higher level cognitive control needed for locomotor tasks among patients with Parkinson's Disease? *Brain Topogr* 30:531-538; 2017.

Mirelman A, Maidan I, Bernad-Elazari H, Shustack S, Giladi N, **Hausdorff JM**. Effects of aging on prefrontal brain activation during challenging walking conditions. *Brain Cogn* 115:41-46; 2017.

Nieuwhof F, Bloem BR, Reelick MF, Aarts E, Maidan I, Mirelman A, **Hausdorff JM**, Toni I, Helmich RC. Impaired dual tasking in Parkinson's disease is associated with reduced focusing of cortico-striatal activity. *Brain* 140:1384-1398; 2017.

Palmerini L, Rocchi L, Mazilu S, Gazit E, **Hausdorff JM**, Chiari L. Identification of characteristic motor patterns preceding freezing of gait in Parkinson's Disease using wearable sensors. *Front Neurol* 8:394; 2017.

Stuart S, Hunt D, Nell J, Godfrey A, **Hausdorff JM**, Rochester L, Alcock L. Do you see what I see? Mobile eye-tracker contextual analysis and inter-rater reliability. *Med Biol Eng Comput*; 2017.

Tankus A, Strauss I, Gurevich T, Mirelman A, Giladi N, Fried I, **Hausdorff JM**. Subthalamic neurons encode both single- and multi-limb movements in Parkinson's Disease patients. *Sci Rep* 7:42467; 2017.

van der Leeuw G, Leveille SG, Jones RN, **Hausdorff JM**, McLean R, Kiely DK, Gagnon M, Milberg WP. Measuring attention in very old adults using the Test of Everyday Attention. *Neuropsychol Dev Cogn B Aging Neuropsychol Cogn* 24:543-554; 2017.

**Hausdorff JM**, Hillel I, Shustak S, Del Din S, Bekkers E MJ, Pelosin E, Nieuwhof F, Rochester L, Mirelman A. Everyday stepping quantity and quality among older adult fallers with and without mild cognitive impairment: Initial evidence for new motor markers of cognitive deficits? *J Gerontol Med Sci* ePub ahead of print, 2017.

Maidan I, Eyal S, Kurz I, Geffen N, Gazit E, Ravid L, Giladi N, Mirelman A, **Hausdorff JM**. Age-associated changes in obstacle negotiation strategies: Does size and timing matter? *Gait Posture* 59:242-247; 2018.

Dagan M, Herman T, Harrison R, Zhou J, Giladi N, Ruffini G, Manor B, **Hausdorff JM**. Multi-target transcranial direct current stimulation for freezing of gait in Parkinson's disease: A step forward? *Mov Disord*, in press 2018.

## Reviews

Espay AJ, Bonato P, Nahab FB, Maetzler W, Dean JM, Klucken J, Eskofier BM, Merola A, Horak F, Lang AE, Reilmann R, Giuffrida J, Nieuwboer A, Horne M, Little MA, Litvan I, Simuni T, Dorsey ER, Burack MA, Kubota K, Kamondi A, Godinho C, Daneault JF, Mitsi G, Krinke L, **Hausdorff JM**, Bloem BR, Papapetropoulos S. Technology in Parkinson's disease: Challenges and opportunities. *Mov Disord* 31:1272-1282; 2016.

Varma VR, **Hausdorff JM**, Studenski SA, Rosano C, Camicioli R, Alexander NB, Chen WG, Lipsitz LA, Carlson MC. Aging, the Central nervous system, and mobility in older adults: Interventions. *J Gerontol A Biol Sci Med Sci* 71:1451-1458; 2016.

Fasano A, Canning CG, **Hausdorff JM**, Lord S, Rochester L. Falls in Parkinson's disease: A complex and evolving picture. *Mov Disord* 32:1524-1536; 2017.

Song R, Grabowska W, Park M, Osypiuk K, Vergara-Diaz GP, Bonato P, **Hausdorff JM**, Fox M, Sudarsky LR, Macklin E, Wayne PM. The impact of Tai Chi and Qigong mind-body exercises on motor and non-motor function and quality of life in Parkinson's disease: A systematic review and meta-analysis. *Parkinsonism Relat Disord* 41:3-13; 2017.

Wajda DA, Mirelman A, **Hausdorff JM**, Sosnoff JJ. Intervention modalities for targeting cognitive-motor interference in individuals with neurodegenerative disease: A systematic review. *Expert Rev Neurother* 17:251-261; 2017.

## Grants

2016-2020 Michael J Fox Foundation for Parkinson's Research, The Effects of Multi-focal Transcranial Direct Current Stimulation on Freezing of Gait in Patients with Parkinson's Disease: A Randomized Controlled Trial (JM Hausdorff, PI)

2016-2021 National Institutes of Health, Racial Differences in Late-Life Cognitive decline and risk of Alzheimer's Disease (L Barnes, PI; JM Hausdorff Israeli PI)

2017-2022 National Institutes of Health, Impaired Gait in Older Adults: Pathologies of Alzheimer's disease and Related Disorders (A Buchman, PI; JM Hausdorff Israeli PI)

2017-2021 National Institutes of Health, Exploring Cognitive Aging Using Reference Ability

Neural Networks (Y Stern PI; JM Hausdorff Israeli PI)

2017-2021 National Health Medical Research Council (Australia) BRAIN Training Trial: Balance, Resistance, or INterval

Training Trial: A Randomised Controlled Trial of Three Exercise Modalities in Mild Cognitive Impairment (M Fiatarone-Singh PI; JM Hausdorff Israeli PI)



## Prof. Yoram Nevo

Schneider Children's Medical Center of Israel  
Faculty of Medicine



TEL AVIV UNIVERSITY



Email: yoramne@clalit.org.il

# Investigating the Pathophysiology and Therapeutic Option for Muscular Dystrophy

## Positions

Director, Institute of Neurology

Schneider Children's Medical Center of Israel

Professor, Faculty of Medicine

Chair, Israeli Child Neurologist Association

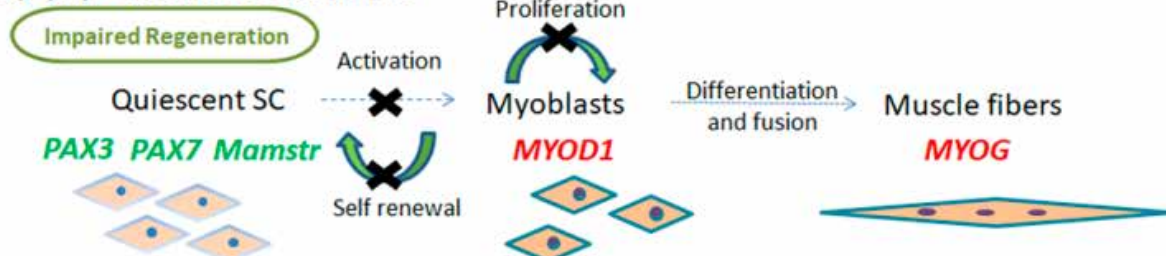
## Research

The main goal of our research is to develop new therapies for Duchenne and Becker muscular dystrophy (DMD and BMD) and other neuromuscular dystrophies which currently have no cure. DMD is

the most common muscular dystrophy in children. DMD patients suffer from progressive muscle atrophy and weakness, lose independent ambulation by the age of 13 years and often die in their third decade.

Our laboratory focuses on understanding biochemical and molecular mechanisms leading to muscle dystrophy and the significant processes contributing to its secondary effects and disease progression, such as chronic inflammation and fibrosis. We are using diverse anti-inflammatory and anti-fibrotic agents and also combination therapies, to tackle the massive inflammation and fibrosis to improve outcomes in mouse models of DMD and of congenital muscular

### *dy<sup>2J</sup>/dy<sup>2J</sup>* Mouse Model vs. WT



### *mdx* Mouse Model vs. WT

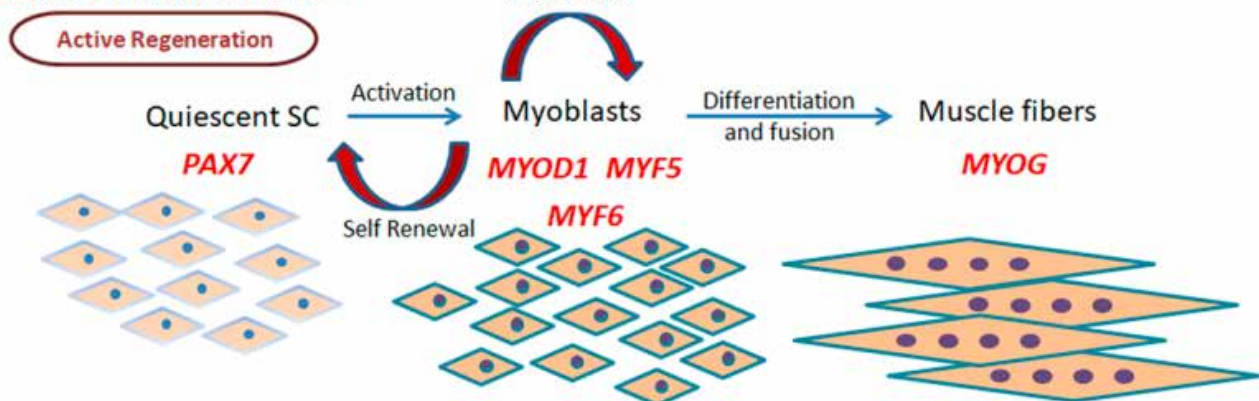


Figure 1. Model for the impaired regeneration mechanism in *dy<sup>2J</sup>/dy<sup>2J</sup>* mouse skeletal muscle (Yanay et al 2019).

dystrophy (CMD). We also combined different novel strategies of gene therapy, small molecules and nanotechnology such as liposomes, exosomes and other nanoparticles to deliver drugs specifically to muscles. Diverse methodologies, including mouse models, human muscle biopsies, primary muscle satellite cells, and bioinformatics techniques are employed. We use novel high throughput sequencing (RNA-Seq) platform enabling us to identify novel genes that promote muscle regeneration and seek to extend the animal findings to humans. In addition to pure translational studies, biomarkers in our laboratory are evaluated as an aid to study Duchenne and Becker muscular dystrophy patients' physical activity and performance.

### Publications

Aharoni S, Barwick KEC, Straussberg R, Harlalka GV, **Nevo Y**, Chioza BA, Meriel M, McEntagart MM, Mimouni-Bloch A, Weedon M, Crosby AH. Novel homozygous missense mutation in *GAN* causes Charcot-Marie-Tooth disease type 2 in a large consanguineous family from Israel. *BMC Medical Genet* 2016;17(1):82.

Bello L, Morgenroth LP, Gordish-Dressman H, Hoffman EP, McDonald CM, Cirak S; CINRG investigators. DMD genotypes and loss of ambulation in the CINRG Duchenne Natural History Study. *Neurology*, 2016;87(4):401-9.

Bello L, Flanigan KM, Weiss RB; United Dystrophinopathy Project, Spitali P, Aartsma-Rus A, Muntoni F, Zaharieva I, Ferlini A, Mercuri E, Tuffery-Giraud S, Claustres M, Straub V, Lochmüller H, Barp A, Vianello S, Pegoraro E, Punetha J, Gordish-Dressman H, Giri M, McDonald CM, Hoffman EP; Cooperative International Neuromuscular Research Group. Association study of exon variants in the NF- $\kappa$ B and TGF $\beta$  pathways identifies CD40 as a modifier of duchenne muscular dystrophy. *Am J Hum Genet*. 2016; 99, 1163–1171.

Hogarth MW, Houweling PJ, Thomas KC, Gordish-Dressman H, Bello L; Cooperative International Neuromuscular Research Group (CINRG), Pegoraro E, Hoffman EP, Head SI, North KN. Evidence for ACTN3 as a genetic modifier of Duchenne muscular dystrophy. *Nat Commun*. 2017;8:14143.

McDonald CM, Campbell C, Torricelli RE, Finkel RS, Flanigan KM, Goemans N, Heydemann P, Kaminska A, Kirschner J, Muntoni F, Osorio AN, Schara U, Sejersen T, Shieh PB, Sweeney HL, Topaloglu H, Tulinius M, Vilchez JJ, Voit T, Wong B, Elfring G, Kroger H, Luo X, McIntosh J, Ong T, Riebling P, Souza

M, Spiegel RJ, Peltz SW, Mercuri E; Clinical Evaluator Training Group; ACT DMD Study Group. Ataluren in patients with nonsense mutation Duchenne muscular dystrophy (ACT DMD): a multicentre, randomised, double-blind, placebo-controlled, phase 3 trial. *Lancet*. 2017; 390(10101):1489-1498.

Anderson J, Seol H, Gordish-Dressman H, Hathout Y, Spurney CF; CINRG Investigators. Interleukin 1 Receptor-Like 1 Protein (ST2) is a potential biomarker for cardiomyopathy in Duchenne Muscular Dystrophy. *Pediatr Cardiol*. 2017;38(8):1606-1612.

McDonald CM, Henricson EK, Abresch RT, Duong T, Joyce NC, Hu F, Clemens PR, Hoffman EP, Cnaan A, Gordish-Dressman H; CINRG Investigators. Long-term effects of glucocorticoids on function, quality of life, and survival in patients with Duchenne muscular dystrophy: a prospective cohort study. *Lancet*. 2018;391(10119):451-46.

Thangarajh M1, Elfring GL2, Trifillis P2, McIntosh J2, Peltz SW2. Ataluren Phase 2b Study Group. The relationship between deficit in digit span and genotype in nonsense mutation Duchenne muscular dystrophy. *Neurology*. 2018; 91(13):e1215-e1219.

McDonald CM, Gordish-Dressman H, Henricson EK, Duong T, Joyce NC, Jhawar S, Leinonen M, Hsu F, Connolly AM, Cnaan A, Abresch RT; CINRG investigators. Longitudinal pulmonary function testing outcome measures in Duchenne muscular dystrophy: Long-term natural history with and without glucocorticoids. *Neuromuscul Disord*. 2018;28(11):897-909.

Aharoni S., Sadeh M, Shapira Y, Edvardson S, Daana M, Dor-Wollman T, Mimouni-Bloch A, Halevy A, Cohen R, Sagie L, Argov Z, Rabie R , Spiegel R, Chervinsky R, Engel AG, **Nevo Y**. Congenital myasthenic syndrome in Israel: Genetic and clinical characterization. *Neuromuscul Disord*, 2017;27(2):136-140.

Mizrachi T, Brill L, Rabie M, **Nevo Y**, Fellig Y, Maayan Zur M, Karussis D, Abramsky O, Brenner T and Vaknin-Dembinsky A. NMO IgG and AQP4 peptide can induce aggravation of EAMG and immune mediated muscle weakness. *J. Immunol Res*, 2018;2018:5389282

Conklin LS , Damsker JM, Jusko WJ, Schwartz B, Mengle-Gaw L, Smith EC, Mah J, Guglieri M, **Nevo Y**, Kuntz N, McDonald C, Tulinius M, Ryan M, Webster R, Castro D, Finkel RS, Smith A, Morgenroth LP, Arrieta A, Shimony M, Jaros M, Shale P, McCall JM, Nagaraju K, van den Anker J, Ward L, Ahmet A, Cornish MR, Hoffman EP, Clemens PR. Phase IIa trial in Duchenne muscular dystrophy shows vamorolone is a First-in-



class dissociative steroidal anti-inflammatory drug. *Pharmacological Res*, 2018;136; 140-150.

McDonald CM, Gordish-Dressman H, Henricson EK, Duong T, Joyce NC, Jhawar S, Leinonen M, Hsu F, Connolly AM, Cnaan A, Abresch RT; CINRG investigators for PubMed. Longitudinal pulmonary function testing outcome measures in Duchenne muscular dystrophy: Long-term natural history with and without glucocorticoids. *Neuromuscul Disord*. 2018;28(11):897-909.

Turjeman K, Yanay N, Elbaz M, Bavli Y, Gross M, Rabie M, Barenholz Y, and **Nevo Y**. Liposomal steroid nano-drug is superior to steroids as-is in mdx mouse model of Duchenne muscular dystrophy. *Nanomedicine*. 2019; 16:34-44.

Yosha-Orpaz N, Aharoni S, Rabie M, and **Nevo Y**. Atypical clinical presentations of pediatric acute immune-mediated polyneuropathy. *J Child Neurol*, 2019;34(5):268-276.

Sheffer R, Gur M, Brooks R, Salah S, Daana M, Fraenkel N, Eisenstein E, Rabie M, **Nevo Y**, Jalas C, Elpeleg O, Edvardson S, Harel T. Biallelic variants in AGTPBP1, involved in tubulin deglutamylation, are associated with cerebellar degeneration and motor neuropathy. *Eur J Hum Genet*. 2019; 27(9):1419-1426.

Conrado DJ, Larkindale J, Berg A, Hill M, Burton J, Abrams KR, Abresch RT, Bronson A, Chapman D, Crowther M, Duong T, Gordish-Dressman H, Harnisch L, Henricson E, Kim S, McDonald CM, Schmidt S, Vong C, Wang X, Wong BL, Yong F, Romero K. Duchenne Muscular Dystrophy Regulatory Science Consortium (D-RSC). Towards regulatory endorsement of drug development tools to promote the application of model-informed drug development in Duchenne muscular dystrophy. *J Pharmacokinetic Pharmacodyn*. 2019; 46(5):441-455.

Yanay N, Elbaz M, Konikov-Rozenman J, Elgavish S, **Nevo Y**, Fellig Y, Rabie M, Mitrani-Rosenbaum S, **Nevo Y**. Pax7, Pax3 and Mamstr genes are involved in skeletal muscle impaired regeneration of dy2J/dy2J mouse model of Lama2-CMD. *Hum Mol Genet*. 2019; 28(20):3369-3390.

Hoffman EP, Schwartz BD, Mingle-Gaw LJ, Smith EC, Castro D, Mah JK, McDonald CM, Kuntz NL, Finkel RS, Guglieri M, Bushby K, Tulinius M, **Nevo Y**, Ryan MM, Webster R, Smith AL, Morgenroth LP, Arrieta A, Shimony M, Siener C, Jaros M, Shale P, McCall JM, Nagaraju K, van den Anker J, Conklin LS, Cnaan A, Gordish-Dressman H, Damsker JM, Clemens PR; and the Cooperative International

Neuromuscular Research Group. Vamorolone trial in Duchenne muscular dystrophy shows dose-related improvement of muscle function. *Neurology*. 2019 24;93(13):e1312-e1323

Rabie M, Yanay N, Fellig Y, Konikov-Rozenman J, **Nevo Y**. Improvement of motor conduction velocity in hereditary neuropathy of LAMA2-CMD *dy<sup>2J</sup>/dy<sup>2J</sup>* mouse model by glatiramer acetate. *Clinical Neurophysiology*, 2019; 130 (10),1988-1994.

McDonald CM, Sajeev G....; ACT DMD Study Group; Tadalafil DMD Study Group. Deflazacort vs prednisone treatment for Duchenne muscular dystrophy: a meta-analysis of disease progression rates in recent multicenter clinical trials. *Muscle Nerve*. 2019; 61(1):26-35.

Spitali P, Zaharieva I, Bohringer S et al. TCTEX1D1 Is a genetic modifier of disease progression in Duchenne Muscular Dystrophy. *Eur J Hum Genet* 2020 28(6):815-825.

Shinkarevsky Fleitman I, **Nevo Y**, Harel L, Amarilyo G, Dori A, Agmon-Levin A, Kachko L, Zaks Hoffer A, Dabby R, Rabie M, Aharoni S. Small fiber neuropathy associated with autoinflammatory syndromes in children. *Muscle Nerve*, 2020; 61(6):791-796.

Greer K, Johnsen R, **Nevo Y**, Fellig Y, Fletcher S, Wilton S. Single exon skipping can address a multi-exon duplication in the dystrophin gene. *Int J Mol Sci* 2020

Yanay N, Rabie M, **Nevo Y**. Impaired Regeneration in dystrophic muscle-new target for therapy. *Front Mol Neurosci* 2020;13:69.

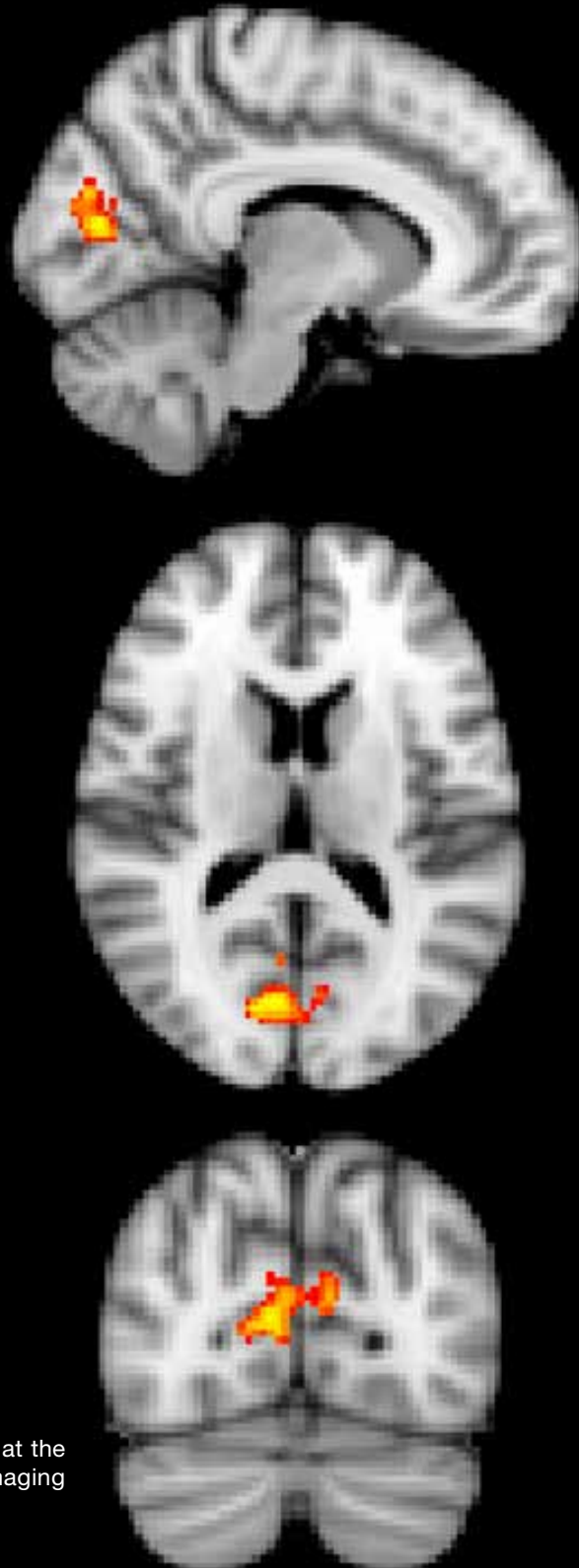
## Chapters and Editorials

Rabie M, **Nevo Y**. Emery Dreifuss and laminopathies (Invited Chapter). In: *International Neurology: A Clinical Approach*, 2<sup>ND</sup> edition. Editor(s): Robert P. Lisak, Daniel D. Truong, William M. Carroll, Roongroj Bhidayasiri. Wiley Blackwell Publishing, Chichester, UK, 2016

Rabie M, Ashwal S, **Nevo Y**. Inflammatory neuropathy. In: *Swaiman Textbook of Pediatric Neurology*. 6<sup>th</sup> edition. Editors: By Kenneth F. Swaiman, MD, Stephen Ashwal, MD, Donna M Ferriero, MD and Nina F Schor, MD, PhD. Saunders Elsevier – 2018.

**Nevo Y**, Wang, C. Editorial: Spinal Muscular Atrophy – a preliminary result toward a new therapy. *Neurology*, 2016, 86(10):884-5.

# Neurological & Psychiatric Diseases



Functional MRI results, scanned at the Strauss Computational Neuroimaging Center, Tel Aviv University  
Credit: Tom Schonberg



## Laboratory of Clinical Neuroscience

### Positions

Head of Laboratory, Felsenstein Medical Research Center

Senior Lecturer, Faculty of Medicine

### Research

Our laboratory is interested in the development (genesis) and the patho-physiology of neurological disorders. We are highly translational and are trying to find solutions starting with real-life clinical problems with our methodology in the laboratory. Besides general neurology, we are focusing on the development of epilepsy (epileptogenesis) and the possibility to find a preventive treatment for patients about to develop epilepsy instead of treating, as today, the symptoms: epileptic seizures.

Our methods in the laboratory include electroencephalogram EEG in living and freely moving rodents as well as video-EEG recordings. Hereby, seizures can be detected, and quantified, and possible preventive treatment assessed. Furthermore, we are using human EEG in a highly computational analysis developed by Dr. Oded Shor to separate patient groups (dementia, depression,

schizophrenia and patients with epilepsy) by using a short EEG recording. Our goal here is to predict diseases using brain signature of the EEG even before symptom onset. In collaboration with the genetics department at Rabin Medical Center, we are using protein modelling and normal-mode-analysis (NMA) to re-classify possible single nucleotide mutations previously not known to have a physiological impact. This is done by a method created by our post-doc Dr. Oded Shor and includes the use of in-silico protein dynamics with entropy quantification to compare different proteins. We are a very fluid group and open for new projects and very much appreciate our close collaboration with the team of Prof. Daniel Offen at the same institute. Our strengths lies in the ability to be close to patients problems through clinics and ward rounds as well as having highly qualified mathematical and computational knowledge.

### Publications

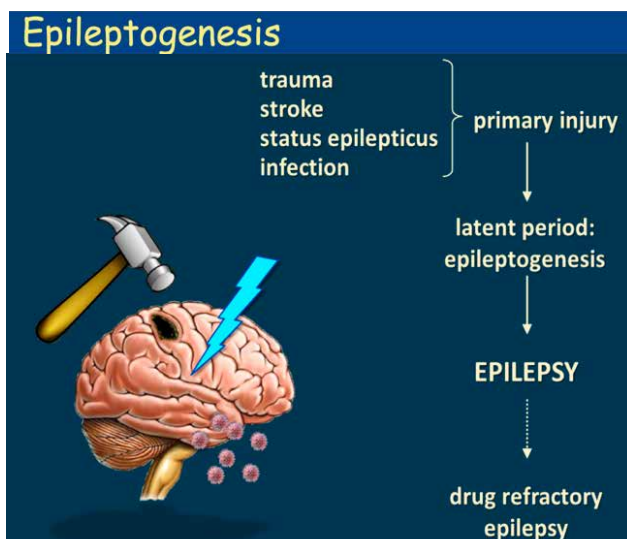
**Benninger F**, Glat MJ, Barhum Y, Ben-Zur T, Kogan E, Steiner I, Yaffe D, Offen D. Ectopic muscle expression of neurotrophic factors improves recovery after nerve injury. *J Mol Neurosci.* 2016;58(1):39-45.

**Benninger F**, Glat M, Offen D, Steiner I. Glial fibrillary acidic protein as marker of astrocytic activation in cerebrospinal fluid of patients with amyotrophic lateral sclerosis. *J Clin Neurosci.* 2016;26:75-8.

**Benninger F**, Afawi Z, Korczyn AD, Oliver KL, Pendziwiat M, Nakamura M, Sano A, Helbig I, Berkovic SF, Blatt I. Seizures as presenting and prominent symptom in Chorea-Acanthocytosis with c.2343del VPS13A gene mutation. *Epilepsia.* 2016;57(4):549-56.

Lotan I, Fireman L, **Benninger F**, Weizman A, Steiner I. Psychiatric side effects of acute high-dose corticosteroids therapy in neurological conditions. *Int Clin Psychopharmacol.* 2016 Jul;31(4):224-31.

Khlebtovsky A, Djaldetti R, Rodity Y, Keret O, Tsvetov G, Slutzcki-Shraga I, **Benninger F**. Progression of



postural changes in Parkinson's disease: quantitative assessment. *J Neurol*. 2017;264:675-683.

**Benninger F**, Gross A, Madar R, Illouz T, Griffioen K, Steiner I, Offen D, Okun E. Toll-like receptor 3 deficiency decreases epileptogenesis in a pilocarpine model of SE-induced epilepsy in mice. *Epilepsia*. 2017;58(4):586-596

**Benninger F**, Holtkamp M. [Epilepsie beim Schlaganfall: Methodik und die Empfehlungen]. [German] *Der Nervenarzt*.

Oliver, K; Franceschetti, S; Milligan, Carol Muona, M; Mandelstam, S; Canafoglia, L; Boguszewska-Chachulska, A; Korczyn, A; Bisulli, F; Di Bonaventura, C; Ragona, F; Michelucci, R; Ben-Zeev, B; Straussberg, R; Panzica, F; Massano, J; Friedman, D; Crespel, A; Engelsen, B; Andermann, F; Andermann, E; Spodar, K; Lasek-Bal, A; Riguzzi, P; Pasini, E; Tinuper, P; Licchetta, L; Gardella, E; Lindenau, M; Wulf, A; Møller, R; **Benninger, F**; Afawi, Z; Rubboli, G; Reid, C; Maljevic, S; Lerche, H; Lehesjoki, A-E; Petrou, S; Berkovic, S. Myoclonus epilepsy and ataxia due to KCNC1 mutation: Analysis of 20 cases and and K<sup>+</sup> channel properties. *Annals of Neurology* 2017;81(5):677-689.

Offen D, Guy R, Ben-Zur T, **Benninger F**, Glat MJ, Panski A, Lamdan R, Danon U, Yaffe D, Grynspan F; Human muscle progenitor cells ectopically expressing neurotrophic factors enhance intrinsic neuronal regeneration in a sciatic nerve injury mouse model. *Cytotherapy* 2018;20(5):S94.

Goldstein L, Shihman B, Amiel N, **Benninger F**. Termination of pregnancy in women with epilepsy – A retrospective single center study. *Epilepsy Behav*. 2018; 87:89-91.

Lotan I, Hellmann MA, **Benninger F**, Stiebel-Kalish H, Steiner I. Recurrent optic neuritis – Different patterns in multiple sclerosis, neuromyelitis optica spectrum disorders and MOG-antibody diseases. *J Neuroimmunol*. 2018;324:115-118.

Steiner I, Khlebtovsky A, **Benninger F**. A Hypothesis for mechanisms of weakness distribution in muscular dystrophies. *J Neurol Disord* 2018;6: 389.

Shihman B, Goldstein L, Amiel N, **Benninger F**. Antiepileptic drug treatment during pregnancy and delivery in women with epilepsy – a retrospective single center study. *Epilepsy Research* 2019; 149:66-69.

Helbig I, Lopez-Hernandez T, Shor O, Galer P, Ganesan S, Pendziwiat M, Rademacher A, Ellis CA, Hümpfer N, Schwarz N, Seiffert S, Peeden J, Shen J, **Štěrbová K**, Hammer TB, Møller RS, Shinde DN, Tang S, Smith L, Poduri A, Krause R, **Benninger F**, Helbig KL, Haucke V, Weber YG; EuroEPINOMICS-RES Consortium. A recurrent missense variant in AP2M1 impairs clathrin-mediated endocytosis and causes developmental and epileptic encephalopathy; GRIN Consortium. *Am J Hum Genet*. 2019;104(6):1060-1072.

Lotan I, **Benninger F**, Mendel R, Hellmann M, Steiner I. Does CSF pleocytosis have a predictive value for disease course in MS? *Neurology, Neuroimmunology & Neuroinflammation*; 2019; 6(5): e584.

Lenz M, Ben Shimon M, Benninger F, Neufeld MY, Shavit-Stein E, Vlachos A, Maggio N. Systemic thrombin inhibition ameliorates seizures in a mouse model of pilocarpine-induced status epilepticus. *J Mol Med* 2019;97:1567–1574.

Milikovskiy D, Ofer J, Senatorov V, Friedman A, Prager O, Scheintuch L, Elazari N, Veksler R, Bar-Klein G, Swissa E, Hanael E, Ben-Arie G, Shefenbauer O, Kamisntrky L, Saar-Ashkenazy R, Shelef I, Shamir M, Goldberg I, Glik A, **Benninger F**, Kaufer, D, Friedman A. Paroxysmal slow cortical activity in Alzheimer's disease and epilepsy is associated with blood-brain barrier dysfunction. *Science Trans Med* 2019; 11(521):eaaw8954.

Lotan I, **Benninger F**, Hellmann MA, Sicsic C, Brenner T, Kahana E, Steiner I. Incidence of AChR-Ab positive myasthenia gravis in Israel: A population-based study. *Acta Neurologica Scandinavia* 2020;142(1):66-73.



## Dr. Yuval Bloch, M.D.

Cognitive and Emotion Research Lab  
Shalvata Mental Health Center  
Faculty of Medicine



 [yuvalbl@clalit.org.il](mailto:yuvalbl@clalit.org.il);  
[yuvalbloch10@gmail.com](mailto:yuvalbloch10@gmail.com)

# Investigating Cognitive and Emotional Difficulties that Typify Different Psychopathologies in Life Span: Therapeutic Brain Stimulation

## Positions

Co-Coordinator, Course of Continuing Medical Education in Psychiatry, TAU

Head, Child and Adolescent Outpatient Clinic "Shalvata"

Head, Cognitive and Emotion Research Lab

## Research

Our research work is embedded in our clinical dilemmas and difficulties. Our studies have focused on: Cognitive and emotional domains in the course and development of different pathologies, especially depression and ADHD. We are interested in the interplay between anxiety and ADHD and a differential effect of Methylphenidate on state anxiety. We were able to show effects of depression on cognition in depressed adolescents with some cognitive domains related to state the depressive episode and others to the trait. In recent years, our studies have focused on brain stimulation, especially deep transcranial magnetic stimulation (rTMS), effects of pharmacotherapy and placebo on emotions and cognition.

## Publications

Gvirts HZ, Mayselless N, Segev A, Lewis DY, Feffer K, Barnea Y, **Bloch Y**, Shamay-Tsoory SG. Novelty-seeking trait predicts the effect of methylphenidate on creativity. *J Psychopharmacol*. 2016.

Segev A, Rovner M, Appel DI, Abrams AW, Rotem M, **Bloch Y**. Possible Biases of Researchers' Attitudes Toward Video Games: Publication Trends Analysis of the Medical Literature (1980-2013). *J Med Internet Res*. 2016;18(7):e196.

Feffer K, Lichtenberg P, Becker G, **Bloch Y**, Netzer R, Nitzan U. A comparative study with depressed patients on the acceptability of placebo use. *Gen Hosp Psychiatry*. 2016;41:53-6.

Segev A, Gvirts HZ, Strouse K, Mayselless N, Gelbard H, Lewis YD, Barnea Y, Feffer K, Shamay-Tsoory SG, **Bloch Y**. A possible effect of methylphenidate on state anxiety: A single dose, placebo controlled, crossover study in a control group. *Psychiatry Res*. 2016;241:232-5.

Nitzan U, Bekerman T, Becker G, Lichtenberg P, Lev-Ran S, Walter G, Maoz H, **Bloch Y**. Physician perception regarding side-effect profile at the onset of antidepressant treatment: a survey of Israeli psychiatrists and primary care physicians. *Ann Gen Psychiatry*. 2016;15:5.

**Bloch Y**, Arad S, Levkovitz Y. Deep TMS add-on treatment for intractable Tourette syndrome: A feasibility study. *World J Biol Psychiatry*. 2016;17(7):557-61.

## Grants

The Israel National Health Policy (NIHP) grant "Collecting routine outcome measures" in the mental health system". 2014-present

# Investigating Chronic and Acute Pain Mechanisms and New Ways for Pain Modulation and Relief

## Positions

Head, Institute for Pain Medicine, Sourasky Medical Center

## Research

Chronic pain is a complex physiological condition affecting around 17% of the population. While acute

pain, following noxious stimuli or tissue damage, is useful as a warning sign and usually disappears when the trauma is over, chronic pain persists even though the tissue has been healed. Moreover, chronic pain often triggers an array of neurologic, immunologic, physical and psychological changes that worsen the patient's situation and are not related to the original cause of the pain.

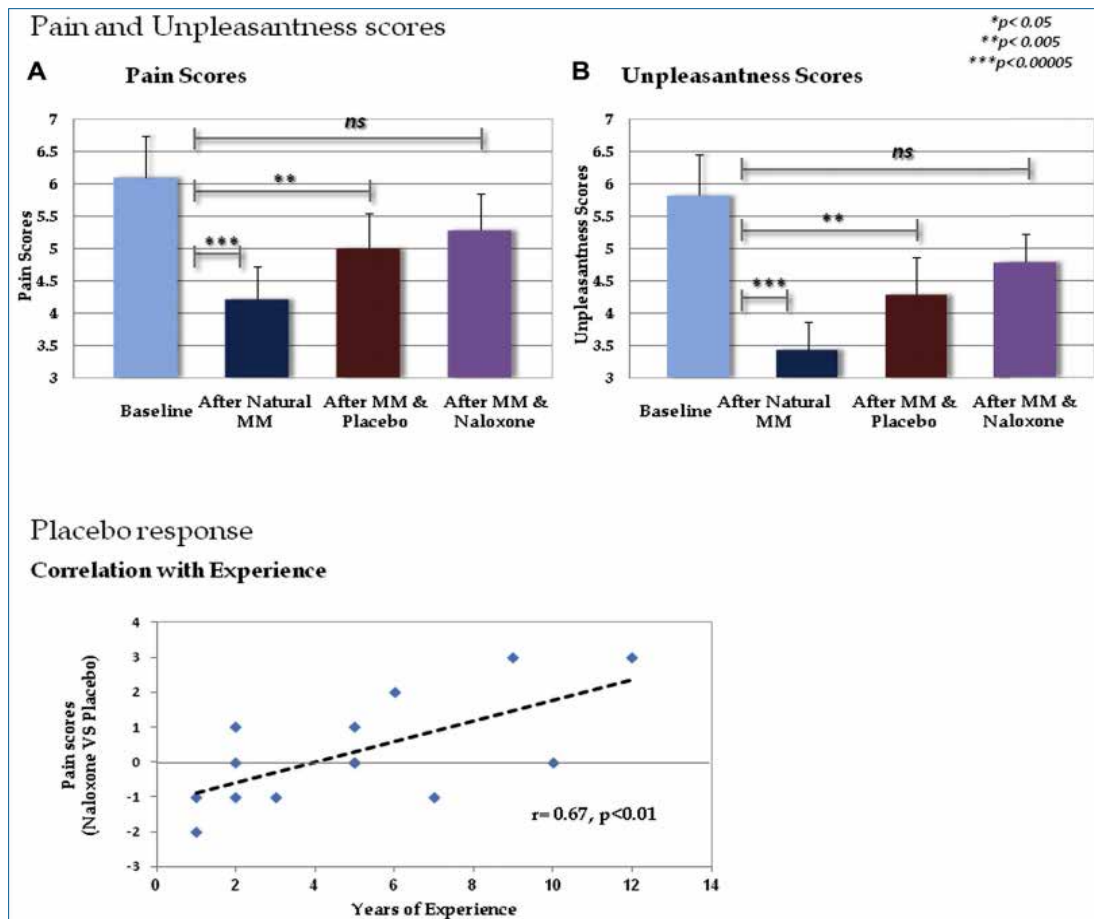


Figure: (Top panel) Mean pain and unpleasantness scores. Mean pain (A, left panel) and unpleasantness scores (B, right panel) following: a painful cold stimulus (baseline); natural meditation; meditation after placebo administration; and meditation after naloxone administration, respectively. Bars represent standard error. (Bottom panel) The differences in pain scores following naloxone vs placebo and participants' mindfulness meditation (MM) experience. The positive correlation of the response to intervention with years of experience suggests reduced response to placebo with increasing experience.

At the Institute for Pain Medicine, we focus on the biochemical basis of pain transmission and pain relieving treatments. For example, in a recent study we showed, for the first time, that meditation involves endogenous opioid pathways, mediating its analgesic effect. In another study, we investigated gender effect on the relationships between parasympathetic activity and pain modulation. We found that women demonstrated higher parasympathetic activity compared to men, which resulted in a subsequent lower pain perception. In a third study, we showed that many patients suffering from complex regional pain syndrome (CRPS), are diagnosed with alexithymia which can be regarded as an outcome of CRPS, highlighting the importance of early CRPS diagnosis and support. These and additional research findings hold promising therapeutic implications and further elucidate the fine mechanisms involved in human pain modulation.

Future research/programs: TMS TDCS Biofeedback, Pain rehabilitation programs, Cannabis database

## Publications

Defrin R, **Brill S**, Goor-Arieh I, Wood I, Devor M. "Shooting pain" in lumbar radiculopathy and trigeminal neuralgia, and ideas concerning its neural substrates. *Pain*. 2020;161(2):308-18.

Feingold D, **Brill S**, Goor-Aryeh I, Delayahu Y, Lev-Ran S. Depression level, not pain severity, is associated with smoked medical marijuana dosage among chronic pain patients. *J Psychosom Res*. 2020;135:110130.

Aviram J, Pud D, Gershoni T, Schiff-Keren B, Ogintz M, Vulfsons S, Yashar T, Adahan H-M, **Brill S**, Amital H, Goor-Aryeh I, Robinson D, Green L, Segal R, Fogelman Y, Tsvieli O, Yellin B, Vysotski Y, Morag O, Tashlykov V, Sheinfeld R, Goor R, Meiri D, Eisenberg E. Medical cannabis treatment for chronic pain: Outcomes and prediction of response. *Eur J Pain*. 2020.

**Brill S**, Sharon H, Yafe A, Hazan S, Dayan L. Postoperative pain management among native and non-native Israeli citizens-data from the European PAIN-OUT Registry. *J Perianesth Nurs*. 2019;34(1):124-31.

Hochberg U, Ojeda A, **Brill S**, Perez J. An internet-based survey to assess clinicians' knowledge and attitudes towards opioid-induced hypogonadism. *Pain Pract*. 2019;19(2):176-82.

Goldway N, Ablin J, Lubin O, Zamir Y, Keynan JN, Or-Borichev A, Cavazza M, Charles F, Intrator N, **Brill**

**S**, Ben-Simon E, Sharon H, Hendler T. Volitional limbic neuromodulation exerts a beneficial clinical effect on Fibromyalgia. *Neuroimage*. 2019;186:758-70.

Kliuk-Ben Bassat O, **Brill S**, Sharon H. Chronic pain is underestimated and undertreated in dialysis patients: A retrospective case study. *Hemodial Int*. 2019;23(4):E104-5.

Sharon H, Goldway N, Goor-Aryeh I, Eisenberg E, **Brill S**. Personal experience and attitudes of pain medicine specialists in Israel regarding the medical use of cannabis for chronic pain. *J Pain Res*. 2018;11:1411-9.

Dayan L, Hochberg U, Nahman-Averbuch H, **Brill S**, Ablin JN, Jacob G. Increased sympathetic outflow induces adaptation to acute experimental pain. *Pain Pract*. 2018;18(3):322-30.

**Brill S**, Sprecher E, Smith FJD, Geva N, Gruener H, Nahman-Averbuch H, Defrin R. Chronic pain in pachyonychia congenita: evidence for neuropathic origin. *Br J Dermatol*. 2018;179(1):154-62.

Noyman-Veksler G, Shalev H, **Brill S**, Rudich Z, Shahar G. Chronic pain under missile attacks: Role of pain catastrophizing, media, and stress-related exposure. *Psychol Trauma*. 2018;10(4):463-9.

Feingold D, **Brill S**, Goor-Aryeh I, Delayahu Y, Lev-Ran S. The association between severity of depression and prescription opioid misuse among chronic pain patients with and without anxiety: A cross-sectional study. *J Affect Disord*. 2018;235:293-302.

Weizman L, Dayan L, **Brill S**, Nahman-Averbuch H, Hendler T, Jacob G, Sharon H. Cannabis analgesia in chronic neuropathic pain is associated with altered brain connectivity. *Neurology*. 2018;91(14):e1285-94.

Shahar G, Lerman SF, Topaz M, **Brill S**, Shalev H, Rudich Z. Depressive personality vulnerability in chronic physical pain: Centrality of sociotropy. *J Pers*. 2018;86(6):907-18.

Rokach A, Rosenstreich E, **Brill S**, Goor Aryeh I. People with chronic pain and caregivers: Experiencing loneliness and coping with it. *Curr Psychol*. 2018;37(4):886-93.

Noyman-Veksler G, Lerman SF, Joiner TE, **Brill S**, Rudich Z, Shalev H, Shahar G. Role of pain-based catastrophizing in pain, disability, distress, and suicidal ideation. *Psychiatry*. 2017;80(2):155-70.

Feingold D, **Brill S**, Goor-Aryeh I, Delayahu Y, Lev-Ran S. Misuse of prescription opioids among chronic pain patients suffering from anxiety: A cross-sectional analysis. *Gen Hosp Psychiatry*. 2017;47:36-42.

Feingold D, **Brill S**, Goor-Aryeh I, Delayahu Y, Lev-Ran S. Depression and anxiety among chronic pain patients receiving prescription opioids and medical marijuana. *J Affect Disord.* 2017;218:1-7.

Shlaifer A, Sharfman ZT, Martin HD, Amar E, Kazum E, Warschawski Y, Paret M, **Brill S**, Drexler M, Rath E. Preemptive Analgesia in Hip Arthroscopy: A Randomized Controlled Trial of Preemptive

Periacetabular or Intra-articular Bupivacaine in Addition to Postoperative Intra-articular Bupivacaine. *Arthroscopy.* 2017;33(1):118-124.

Feingold D, Goor-Aryeh I, **Brill S**, Delayahu Y, Lev-Ran S. Problematic Use of Prescription Opioids and Medicinal Cannabis Among Patients Suffering from Chronic Pain. *Pain Med.* 2017;18(2):294-306.





## Prof. Nir Giladi, M.D.

Tel Aviv Institute of Neurology,  
Tel Aviv Medical Center



TEL AVIV UNIVERSITY

nirg@tlvmc.gov.il

URL:<http://www.tasmc.org.il/sites/en/Personnel/Pages/Giladi-Nir.aspx>



Giladi-Nir.aspx

# The Pathophysiology and Development of Movement Disorders and Specifically Parkinson's Disease

## Positions

## Research

We have been leading a large-scale research endeavor to clinically and epidemiologically characterize the Ashkenazi Jewish Parkinson's Disease (PD) population in Israel and to identify genes that influence the risk of developing the disease in this population. In recent years our group has conducted groundbreaking research on the influence of mutations in two major genes – LRRK2 and GBA. The research was first aimed at identifying the prevalence of mutations in these genes in patients with PD and explores differences in phenotype. Our research then evolved to include first degree relatives of these patients to explore early markers of disease in healthy asymptomatic carriers. In addition to examining the contribution of risk mutations, the existence of protective haplotypes or genes was also investigated. For example, recent work has shown that immune system B cells may contribute to protection from the disease or influence its progression. The above described research has opened new avenues of exploring disease identification, progression and even prediction and could potentially impact treatments in PD.

We are also keenly interested in understanding the relationship between cognitive functions and quality of gait, as well as the risk of falling and the neurophysiological basis of the phenomenon of Freezing of Gait (FOG) in Parkinsonism. Our early work on identifying and quantifying FOG resulted in a standardized validated and widely used questionnaire (FOGQ). In addition, our group makes use of accelerometers and gyroscopes to record gait during usual activities, in both the laboratory setting and in the home environment, to better understand changes in performance during daily activities, medication cycles, habits and behavior. Using specified indices, the importance of the

variance between different steps was identified, as a measure of fall risk and as a sensitive measure of sub-clinical changes, susceptibility to cognitive loads and perhaps a marker of disease.

In recent years, we have also been involved in exploring new interventions for the patients with PD. These include exploring the effects of tDCS stimulation and virtual reality to improve motor-cognitive function and functional abilities of patients with PD. This work builds on the study of movement disorders, on the one hand, and on examining ways to ameliorate motor symptoms in patients with PD.

In parallel, our group has been heavily involved in clinical trials phase 1-4 with new technologies treating movement disorders of different kinds, as well as community-based epidemiological studies. Using the database of the second largest HMO in Israel (Macabbi Health Care), we characterized PD in Israel, as well as the risks to develop Parkinson and potential protective factors.

## Publications

Bregman N, Kavé G, Mirelman A, Thaler A, Gana Weisz M, Bar-Shira A, Orr-Urtreger A, **Giladi N**, Shiner T. Distinguishing dementia with Lewy bodies from Alzheimer's Disease: What is the influence of the GBA genotype in Ashkenazi Jews? *Alzheimer Dis Assoc Disord.* 2019

Galperin I, Hillel I, Del Din S, Bekkers EMJ, Nieuwboer A, Abbruzzese G, Avanzino L, Nieuwhof F, Bloem BR, Rochester L, Della Croce U, Cereatti A, **Giladi N**, Mirelman A, Hausdorff JM. Associations between daily-living physical activity and laboratory-based assessments of motor severity in patients with falls and Parkinson's disease. *Parkinsonism Relat Disord.* 2019;pii: S1353-8020(19)30022

Maidan I, Fahoum F, Shustak S, Gazit E, Patashov D, Tchertov D, **Giladi N**, Hausdorff JM, Mirelman

- A. Changes in event-related potentials during dual task walking in aging and Parkinson's disease. *Clin Neurophysiol.* 2019;130(2):224-230
- Jacob Y, Rosenberg-Katz K, Gurevich T, Helmich RC, Bloem BR, Orr-Urtreger A, **Giladi N**, Mirelman A, Hendler T, Thaler A. Network abnormalities among non-manifesting Parkinson disease related LRRK2 mutation carriers. *Hum Brain Mapp.* 2019; 40(8):2546-2555.
- Teshuva I, Hillel I, Gazit E, **Giladi N**, Mirelman A, Hausdorff JM. Using wearables to assess bradykinesia and rigidity in patients with Parkinson's disease: a focused, narrative review of the literature. *J Neural Transm (Vienna).* 2019;126(6):699-710
- Maidan I, Jacob Y, **Giladi N**, Hausdorff JM, Mirelman A. Altered organization of the dorsal attention network is associated with freezing of gait in Parkinson's disease. *Parkinsonism Relat Disord.* 2019. pii: S1353-8020(19)30082-3
- Rozani V, **Giladi N**, Gurevich T, El-Ad B, Tsamir J, Hemo B, Peretz C. Anemia in men and increased Parkinson's disease risk: A population-based large scale cohort study. *Parkinsonism Relat Disord.* 2019. pii: S1353-8020(19)30103-8
- Thaler A, Arad S, Schleider LB, Knaani J, Taichman T, **Giladi N**, Gurevich T. Single center experience with medical cannabis in Gilles de la Tourette syndrome. *Parkinsonism Relat Disord.* 2019; 61:211-213
- Kozlovski T, Mitelpunkt A, Thaler A, Gurevich T, Orr-Urtreger A, Gana-Weisz M, Shachar N, Galili T, Marcus-Kalish M, Bressman S, Marder K, **Giladi N**, Benjamini Y, Mirelman A. Hierarchical data-driven analysis of clinical symptoms among patients with Parkinson's Disease. *Front Neurol.* 2019; 10:531
- LeWitt PA, **Giladi N**, Navon N. Pharmacokinetics and efficacy of a novel formulation of carbidopa-levodopa (Accordion Pill®) in Parkinson's disease. *Parkinsonism Relat Disord.* 2019. pii: S1353-8020
- Galperin I, Hillel I, Del Din S, Bekkers EMJ, Nieuwboer A, Abbruzzese G, Avanzino L, Nieuwhof F, Bloem BR, Rochester L, Della Croce U, Cereatti A, **Giladi N**, Mirelman A, Hausdorff JM. Associations between daily-living physical activity and laboratory-based assessments of motor severity in patients with falls and Parkinson's disease. *Parkinsonism Relat Disord.* 2019; 62:85-90.
- Peretz C, Rozani V, **Giladi N**, El-Ad B, Tsamir J, Hemo B, Gurevich T. The Modifying Effect of Age on Survival in Parkinson's Disease: A Population-Based Cohort Study. *Neuroepidemiology.* 2019;14:1-7
- Weiss A, Herman T, Mirelman A, Shiratzky SS, **Giladi N**, Barnes LL, Bennett DA, Buchman AS, Hausdorff JM. The transition between turning and sitting in patients with Parkinson's disease: A wearable device detects an unexpected sequence of events. *Gait Posture.* 2019;67:224-22
- Jacob Y, Rosenberg-Katz K, Gurevich T, Helmich RC, Bloem BR, Orr-Urtreger A, **Giladi N**, Mirelman A, Hendler T, Thaler A. Network abnormalities among non-manifesting Parkinson disease related LRRK2 mutation carriers. *Hum Brain Mapp.* 2019; 40(8):2546-2555.
- Teshuva I, Hillel I, Gazit E, **Giladi N**, Mirelman A, Hausdorff JM. Using wearables to assess bradykinesia and rigidity in patients with Parkinson's disease: a focused, narrative review of the literature. *J Neural Transm (Vienna).* 2019;126(6):699-710
- Maidan I, Jacob Y, **Giladi N**, Hausdorff JM, Mirelman A. Altered organization of the dorsal attention network is associated with freezing of gait in Parkinson's disease. *Parkinsonism Relat Disord.* 2019; 63:77-82
- .Mirelman A, Bonato P, Camicioli R, Ellis TD, **Giladi N**, Hamilton JL, Hass CJ, Hausdorff JM, Pelosin E, Almeida QJ. Gait impairments in Parkinson's disease. *Lancet Neurol.* 2019; 18(7):697-708.
- Ortega RA, Groves M, Mirelman A, Alcalay RN, Raymond D, Elango S, Mejia-Santana H, **Giladi N**, Marder K, Bressman SB, Saunders-Pullman R. Evidence for increased completed suicide in first-degree relatives of LRRK2 G2019S mutation Parkinson's disease. *J Neurol Neurosurg Psychiatry.* 2019;90(7):843-844
- Eyal S, Kurz I, Mirelman A, Maidan I, **Giladi N**, Hausdorff JM. Successful negotiation of anticipated and unanticipated obstacles in young and older adults: Not all is as expected. *Gerontology.* 2019;28:1
- LeWitt PA, **Giladi N**, Navon N. Pharmacokinetics and efficacy of a novel formulation of carbidopa-levodopa (Accordion Pill®) in Parkinson's disease. *Parkinsonism Relat Disord.* 2019; 65:131-138
- Agalliu I, Ortega RA, Luciano MS, Mirelman A, Pont-Sunyer C, Brockmann K, Vilas D, Tolosa E, Berg D, Warø B, Glickman A, Raymond D, Inzelberg R, Ruiz-Martinez J, Mondragon E, Friedman E, Hassin-Baer S, Alcalay RN, Mejia-Santana H, Aasly J, Foroud T, Marder K, **Giladi N**, Bressman S, Saunders-Pullman R. Cancer outcomes among Parkinson's disease patients with leucine rich repeat kinase 2 mutations, idiopathic Parkinson's disease patients, and nonaffected controls. *Mov Disord.* 2019;34(9):1392-1398.
- Gazit E, Buchman AS, Dawe R, Curran TA, Mirelman A, **Giladi N**, Hausdorff JM. What happens before the first step? A New Approach to Quantifying Gait Initiation Using a Wearable Senso. *Gait Posture.* 2019;76:128-135

- Goldstein O, Gana-Weisz M, Cohen-Avinoam D, Shiner T, Thaler A, Cedarbaum JM, John S, Lalioti M, Gurevich T, Bar-Shira A, Mirelman A, **Giladi N**, Orr-Urtreger A. Revisiting the non-Gaucher-GBA-E326K carrier state: Is it sufficient to increase Parkinson's disease risk? *Mol Genet Metab.* 2019;128(4):470-475
- Maidan I, Eyal S, Kurz I, Geffen N, Gazit E, Ravid L, **Giladi N**, Mirelman A, Hausdorff JM. Age-associated changes in obstacle negotiation strategies: Does size and timing matter? *Gait Posture.* 2018; 59:242-247
- Saunders-Pullman R, Mirelman A, Alcalay RN, Wang C, Ortega RA, Raymond D, Mejia-Santana H, Orbe-Reilly M, Johannes BA, Thaler A, Ozelius L, Orr-Urtreger A, Marder KS, **Giladi N**, Bressman SB; LRRK2 Ashkenazi Jewish Consortium. Progression in the LRRK2-Associated Parkinson Disease Population. *JAMA Neurol.* 2018
- Oren N, Shapira-Lichter I, Lerner Y, Hendler T, **Giladi N**, Ash EL. How attention modulates encoding of dynamic stimuli in older adults. *Behav Brain Res.* 2018; 25; 347:209-218
- Maidan I, Nieuwhof F, Bernad-Elazari H, Bloem BR, **Giladi N**, Hausdorff JM, Claassen JAHR, Mirelman A. Evidence for Differential Effects of 2 Forms of Exercise on Prefrontal Plasticity During Walking in Parkinson's Disease. *Neurorehabil Neural Repair.* 2018;32(3):200-208.
- Mirelman A, Saunders-Pullman R, Alcalay RN, Shustak S, Thaler A, Gurevich T, Raymond D, Mejia-Santana H, Orbe Reilly M, Ozelius L, Clark L, Gana-Weisz M, Bar-Shira A, Orr-Urtreger A, Bressman SB, Marder K, **Giladi N**; AJ LRRK2 Consortium. Application of the Movement Disorder Society prodromal criteria in healthy G2019S-LRRK2 carriers. *Mov Disord.* 2018
- Maidan I, Shustak S, Sharon T, Bernad-Elazari H, Geffen N, **Giladi N**, Hausdorff JM, Mirelman A. Prefrontal cortex activation during obstacle negotiation: What's the effect size and timing? *Brain Cogn.* 2018; 122:45-51
- Dagan M, Herman T, Harrison R, Zhou J, **Giladi N**, Ruffini G, Manor B, Hausdorff JM. Multitarget transcranial direct current stimulation for freezing of gait in Parkinson's disease. *Mov Disord.* 2018;33(4):642-646
- Ferrazzoli D, Ortelli P, Madeo G, **Giladi N**, Petzinger GM, Frazzitta G. Basal ganglia and beyond: The interplay between motor and cognitive aspects in Parkinson's disease rehabilitation. *Neurosci Biobehav Rev.* 2018;90:294-308
- Thaler A, Bregman N, Gurevich T, Shiner T, Dror Y, Zmira O, Gan-Or Z, Bar-Shira A, Gana-Weisz M, Orr-Urtreger A, **Giladi N**, Mirelman A. Parkinson's disease phenotype is influenced by the severity of the mutations in the GBA gene. *Parkinsonism Relat Disord.* 2018. pii: S1353-8020(18)30239-6
- Thaler A, Kliper E, Maidan I, Herman T, Rosenberg-Katz K, Bregman N, Gurevich T, Shiner T, Hausdorff JM, Orr-Urtreger A, **Giladi N**, Mirelman A. cerebral imaging markers of GBA and LRRK2 related Parkinson's disease and their first-degree unaffected relatives. *Brain Topogr.* 2018. doi: 10.1007
- Tankus A, Mirelman A, **Giladi N**, Fried I, Hausdorff JM. Pace of movement: the role of single neurons in the subthalamic nucleus. *J Neurosurg.* 2018;22:1-6.
- Beck Y, Herman T, Brozgol M, **Giladi N**, Mirelman A, Hausdorff JM. SPARC: a new approach to quantifying gait smoothness in patients with Parkinson's disease. *J Neuroeng Rehabil.* 2018;15(1):49
- Parashos SA, Bloem BR, Browner NM, **Giladi N**, Gurevich T, Hausdorff JM, He Y, Lyons KE, Mari Z, Morgan JC, Post B, Schmidt PN, Wielinski CL. What predicts falls in Parkinson disease? Observations from the Parkinson's Foundation registry. *Neurol Clin Pract.* 2018;8(3):214-222
- Thaler A, Gonen T, Mirelman A, Helmich RC, Gurevich T, Orr-Urtreger A, Bloem BR, **Giladi N**, Hendler T; LRRK2 Ashkenazi Jewish consortium. Altered reward-related neural responses in non-manifesting carriers of the Parkinson disease related LRRK2 mutation. *Brain Imaging Behav.* 2018
- Pullman M, Ortega R, Glickman A, Deik A, Raymond D, Marder K, **Giladi N**, Bressman S, Hagenah J, Brüggemann N, Saunders-Pullman R. Increased substantia nigra echogenicity in LRRK2 family members without mutations. *Mov Disord.* 2018
- Rozani V, Gurevich T, **Giladi N**, El-Ad B, Tsamir J, Hemo B, Peretz C. Higher serum cholesterol and decreased Parkinson's disease risk: A statin-free cohort study. *Mov Disord.* 2018
- Matthews DC, Lerman H, Lukic A, Andrews RD, Mirelman A, Wernick MN, **Giladi N**, Strother SC, Evans KC, Cedarbaum JM, Even-Sapir E. FDG PET Parkinson's disease-related pattern as a biomarker for clinical trials in early stage disease. *Neuroimage Clin.* 2018; 20:572-579
- Pullman M, Ortega R, Glickman A, Deik A, Raymond D, Marder K, **Giladi N**, Bressman S, Hagenah J, Brüggemann N, Saunders-Pullman R. Increased substantia nigra echogenicity in LRRK2 family members without mutations. *Mov Disord.* 2018; 33(9):1504-1505

- Herman T, Shema-Shiratzky S, Arie L, **Giladi N**, Hausdorff JM. Depressive symptoms may increase the risk of the future development of freezing of gait in patients with Parkinson's disease: Findings from a 5-year prospective study. *Parkinsonism Relat Disord*. 2018. pii: S1353-8020(18)30398-5
- Thaler A, Kozlovski T, Gurevich T, Bar-Shira A, Gana-Weisz M, Orr-Urtreger A, **Giladi N**, Mirelman A. Survival rates among Parkinson's disease patients who carry mutations in the LRRK2 and GBA genes. *Mov Disord*. 2018; 33(10):1656-1660.
- Ortega RA, Groves M, Mirelman A, Alcalay RN, Raymond D, Elango S, Mejia-Santana H, **Giladi N**, Marder K, Bressman SB, Saunders-Pullman R. Evidence for increased completed suicide in first-degree relatives of LRRK2 G2019S mutation Parkinson's disease. *J Neurol Neurosurg Psychiatry*. 2018. pii: jnnp-2018-319364
- Nonnekes J, **Giladi N**, Guha A, Fietzek UM, Bloem BR, Růžička E. Gait festination in parkinsonism: introduction of two phenotypes. *J Neurol*. 2018
- Balash Y, Bar-Lev Schleider L, Korczyn AD, Shabtai H, Knaani J, Rosenberg A, Baruch Y, Djaldetti R, **Giladi N**, Gurevich T. Medical Cannabis in Parkinson Disease: Real-Life Patients' Experience. *Clinical Neuropharmacology*, 40: 268-272, 2017
- San Luciano M, Wang C, Ortega RA, **Giladi N**, Marder K, Bressman S, Saunders-Pullman R and the Michael J Fox Foundation LRRK2 Consortium. Sex differences in LRRK2 G2019S and idiopathic Parkinson's Disease. *Annals of Clinical and Translational Neurology* 4: 801-810, 2017
- Maidan I, Rosenberg-Katz K, Jacob Y, **Giladi N**, Hausdorff JM, Mirelman A. Disparate effects of training on brain activation in Parkinson disease. *Neurology* 89, 1804-1810, 2017
- Arie L, Herman T, Shema-Shiratzky S, **Giladi N**, Hausdorff JM. Do cognition and other non-motor symptoms decline similarly among patients with Parkinson's disease motor subtypes? Findings from a 5-year prospective study. *Journal of Neurology*, 264, 2149-2157, 2017
- Lee AJ, Wang Y, Alcalay RN, Mejia-Santana H, Saunders-Pullman R, Bressman S, Corvol JC, Brice A, Lesage S, Mangone G, Tolosa E, Pont-Sunyer C, Vilas D, Schüle B, Kausar F, Foroud T, Berg D, Brockmann K, Goldwurm S, Siri C, Asselta R, Ruiz-Martinez J, Mondragón E, Marras C, Ghate T, **Giladi N**, Mirelman A, Marder K, Michael J. Fox LRRK2 Cohort Consortium. Penetrance Estimate of LRRK2 p.G2019S Mutation in Individuals of Non-Ashkenazi Jewish Ancestry. *Movement Disorders*, 32, 1432-1438, 2017
- Lee AJ, Marder K, Alcalay RN, Mejia-Santana H, Orr-Urtreger A, **Giladi N**, Bressman S, Wang Y. Estimation of genetic risk function with covariates in the presence of missing genotypes. *Statistics in Medicine*, 36, 3533-3546, 2017
- Oren N, Shapira-Lichter I, Lerner Y, Tarrasch R, Hendler T, **Giladi N**, Ash EL. Schema benefit vs. proactive interference: Contradicting behavioral outcomes and coexisting neural patterns. *Neuroimage*, 158, 271-281, 2017
- Dagan M, Herman T, Mirelman A, **Giladi N**, Hausdorff JM. The role of the prefrontal cortex in freezing of gait in Parkinson's disease: insights from a deep repetitive transcranial magnetic stimulation exploratory study. *Experimental Brain Research*. 235:2463-2472, 2017
- Maidan I, Bernad-Elazari H, **Giladi N**, Hausdorff JM, Mirelman A. When is Higher Level Cognitive Control Needed for Locomotor Tasks Among Patients with Parkinson's Disease? *Brain Topography*, 30, 531-538, 2017
- Mirelman A, Maidan I, Bernad-Elazari H, Shustack S, **Giladi N**, Hausdorff JM. Effects of aging on prefrontal brain activation during challenging walking conditions. *Brain and Cognition*. 115, 41-46, 2017
- Oren N, Ash EL, Tarrasch R, Hendler T, **Giladi N**, Shapira-Lichter I. Neural patterns underlying the effect of negative distractors on working memory in older adults *Neurobiology of Aging*. 53, 93-102, 2017
- Artzi M, Even-Sapir E, Lerman Shacham H, Thaler A, Orr Urterger A, Bressman S, Marder K, Hendler T, **Giladi N**, Ben Bashat D, Mirelman A. DaT-SPECT assessment depicts dopamine depletion among asymptomatic G2019S LRRK2 mutation carriers. *PLOS ONE*. 12, e0175424, 2017
- Rozani V, **Giladi N**, El-Ad B, Gurevich T, Tsamir J, Hemo B, Peretz C. Statin adherence and the risk of Parkinson's disease: A population-based cohort study. *PLOS ONE*. 12: e0175054, 2017
- Bregman N, Thaler A, Mirelman A, Helmich RC, Gurevich T, Orr-Urtreger A, Marder K, Bressman S, Bloem BR, **Giladi N**, LRRK2 Ashkenazi Jewish consortium. A cognitive fMRI study in non-manifesting LRRK2 and GBA carriers. *LRRK2 Ashkenazi Jewish Consortium. Brain Structure & Function*. 222, 1207-1218, 2017

- Ferrazzoli D, Ortelli P, Maestri R, Bera R, Gargantini R, Palamara G, Zarucchi M, **Giladi N**, Frazzitta G. Focused and Sustained Attention Is Modified by a Goal-Based Rehabilitation in Parkinsonian Patients. *Frontiers in Behavioral Neuroscience*, 11, 2017
- Thaler A, Gurevich T, Bar Shira A, Gana Weisz M, Ash E, Shiner T, Orr-Urtreger A, **Giladi N**, Mirelman A. A “dose” effect of mutations in the GBA gene on Parkinson’s disease phenotype. *Parkinsonism & Related Disorders*. 36, 47-51, 2017
- Fiorella Contarino M, Van Den Dool J, Balash Y, Bhatia K, **Giladi N**, Koelman JH, Lokkegaard A, Marti MJ, Postma M, Relja M, Skorvanek M, Speelman JD, Zoons E, Ferreira JJ, Vidailhet M, Albanese A, Tijssen MAJ. Clinical Practice: evidence-Based Recommendations for the Treatment of Cervical Dystonia with Botulinum Toxin. *Frontiers in Neurology*. 8, 2017
- Mancini M, Smulders K, Cohen RG, Horak FB, **Giladi N**, Nutt JG. The clinical significance of freezing while turning in Parkinson’s disease. *Neuroscience*, 343, 222-228, 2017
- Tankus A, Strauss I, Gurevich T, Mirelman A, **Giladi N**, Fried I, Hausdorff JM. Subthalamic Neurons Encode Both Single- and Multi-Limb Movements in Parkinson’s Disease Patients. *Scientific Reports*, 42467, 2017
- Zitser J, Thaler A, Inbar N, Gad A, Faust-Socher A, Paleacu D, Anca-Herschkovitch M, Balash Y, Shabtai H, Ash EL, Merkin L, Manor Y, Kestenbaum M, Bar David A, Peretz C, Naiman T, Bar-Shira A, Orr-Urtreger A, Dangoor N, **Giladi N**, Gurevich T. Two Ethnic Clusters with Huntington Disease in Israel: The Case of Mountain Jews and Karaites. *Neurodegenerative Diseases*. 17, 281-285, 2017
- Thaler A, Gurevich T, Bar Shira A, Gana Weisz M, Ash E, Shiner T, Orr-Urtreger A, **Giladi N**, Mirelman A. A “dose” effect of mutations in the GBA gene on Parkinson’s disease phenotype. *Parkinsonism Relat Disord*. 2016 pii: S1353-8020(16)30495-3.
- Mancini M, Smulders K, Cohen RG, Horak FB, **Giladi N**, Nutt JG. The clinical significance of freezing while turning in Parkinson’s disease. *Neuroscience*. 2016. pii: S0306-4522(16)30680-7.
- Oren N, Shapira-Lichter I, Lerner Y, Tarrasch R, Hendler T, **Giladi N**, Ash EL. How Attention Modulates Encoding of Dynamic Stimuli. *Front Hum Neurosci*. 2016, 10:50;21
- Swan M, Doan N, Ortega RA, Barrett M, Nichols W, Ozelius L, Soto-Valencia J, Boschung S, Deik A, Sarva H, Cabassa J, Johannes B, Raymond D, Marder K, **Giladi N**, Miravite J, Severt W, Sachdev R, Shanker V, Bressman S, Saunders-Pullman R. Neuropsychiatric characteristics of GBA-associated Parkinson disease. *J Neurol Sci*. 2016;370:63-69.
- Giladi N**, Nicholas AP, Asgharnejad M, Dohin E, Woltering F, Bauer L, Poewe W. Efficacy of Rotigotine at Different Stages of Parkinson’s Disease Symptom Severity and Disability: A Post Hoc Analysis According to Baseline Hoehn and Yahr Stage. *J Parkinsons Dis*. 2016;6(4):741-749.
- Shiner T, Mirelman A, Gana Weisz M, Bar-Shira A, Ash E, Cialic R, Nevler N, Gurevich T, Bregman N, Orr-Urtreger A, **Giladi N**. High Frequency of GBA Gene Mutations in Dementia With Lewy Bodies Among Ashkenazi Jews. *JAMA Neurol*. 2016;73(12):1448-1453.
- Weiss A, Mirelman A, **Giladi N**, Barnes LL, Bennett DA, Buchman AS, Hausdorff JM. Transition Between the Timed up and Go Turn to Sit Subtasks: Is Timing Everything? *J Am Med Dir Assoc*. 2016;17(9):864.e9-864.e15.
- Ferrazzoli D, Ortelli P, Maestri R, Bera R, **Giladi N**, Ghilardi MF, Pezzoli G Frazzitta G. Does Cognitive Impairment Affect Rehabilitation Outcome in Parkinson’s Disease? *Front Aging Neurosci*. 2016;8:192.
- Weiss A, Brozgol M, **Giladi N**, Hausdorff JM. Can a single lower trunk body-fixed sensor differentiate between level-walking and stair descent and ascent in older adults? Preliminary findings. *Med Eng Phys*. 2016;38(10):1146-51.
- Mirelman A, Rochester L, Maidan I, Del Din S, Alcock L, Nieuwhof F, Rikkert MO, Bloem BR, Pelosin E, Avanzino L, Abbruzzese G, Dockx K, Bekkers E, **Giladi N**, Nieuwboer A, Hausdorff JM. Addition of a non-immersive virtual reality component to treadmill training to reduce fall risk in older adults (V-TIME): a randomised controlled trial. *Lancet*. 2016;388(10050):1170-82.
- Rosenberg-Katz K, Herman T, Jacob Y, Kliper E, **Giladi N**, Hausdorff JM. Subcortical Volumes Differ in Parkinson’s Disease Motor Subtypes: New Insights into the Pathophysiology of Disparate Symptoms. *Front Hum Neurosci*. 2016; .10:35
- Rosenberg-Katz K, Maidan I, Jacob Y, **Giladi N**, Mirelman A, Hausdorff JM. Alterations in conflict monitoring are related to functional connectivity in Parkinson’s disease. *Cortex*. 2016;82:277-86.
- Peretz C, Segev H, Rozani V, Gurevich T, El-Ad B, Tsamir J, **Giladi N**. Comparison of Selegiline and

Rasagiline Therapies in Parkinson Disease: A Real-life Study. *Clin Neuropharmacol.* 2016;39(5):227-31.

Mirelman A, Bernad-Elazari H, Thaler A, Giladi-Yacobi E, Gurevich T, Gana-Weisz M, Saunders-Pullman R, Raymond D, Doan N, Bressman SB, Marder KS, Alcalay RN, Rao AK, Berg D, Brockmann K, Aasly J, Waro BJ, Tolosa E, Vilas D, Pont-Sunyer C, Orr-Urtreger A, Hausdorff JM, **Giladi N**. Arm swing as a potential new prodromal marker of Parkinson's disease. *Mov Disord.* 2016;31(10):1527-1534.

Bregman N, Thaler A, Mirelman A, Helmich RC, Gurevich T, Orr-Urtreger A, Marder K, Bressman S, Bloem BR, **Giladi N**; LRRK2 Ashkenazi Jewish consortium. A cognitive fMRI study in non-manifesting LRRK2 and GBA carriers. *Brain Struct Funct.* 2016.

**Giladi N**, Mirelman A, Thaler A, Orr-Urtreger A. A Personalized Approach to Parkinson's Disease Patients Based on Founder Mutation Analysis. *Front Neurol* 2016 10;7:71.

Maidan I, Nieuwhof F, Bernad-Elazari H, Reelick MF, Bloem BR, **Giladi N**, Deutsch JE, Hausdorff JM, Claassen JA, Mirelman A. The Role of the Frontal Lobe in Complex Walking Among Patients With Parkinson's Disease and Healthy Older Adults: An fNIRS Study. *Neurorehabil Neural Repair.* 2016 ;30(10):963-971.

Bernad-Elazari H, Herman T, Mirelman A, Gazit E, **Giladi N**, Hausdorff JM. Objective characterization of daily living transitions in patients with Parkinson's disease using a single body-fixed sensor. *J Neurol.* 2016;263(8):1544-51.

Yogev-Seligmann G, Oren N, Ash EL, Hendler T, **Giladi N**, Lerner Y. Altered Topology in Information Processing of a Narrated Story in Older Adults with Mild Cognitive Impairment. *J Alzheimers Dis.* 2016 ;53(2):517-33

Peretz C, Gurel R, Rozani V, Gurevich T, El-Ad B, Tsamir J, **Giladi N**. Cancer incidence among Parkinson's disease patients in a 10-yr time-window around disease onset: A large-scale cohort study. *Parkinsonism Relat Disord.* 2016 ;28:68-72.

Rozenkrantz L, Gan-Or Z, Gana-Weisz M, Mirelman A, **Giladi N**, Bar-Shira A, Orr-Urtreger A. SEPT14 Is Associated with a Reduced Risk for Parkinson's Disease and Expressed in Human Brain. *J Mol Neurosci.* 2016 ;59(3):343-50.

**Giladi N**, Asgharnejad M, Bauer L, Grieger F, Boroojerdi B. Rotigotine in Combination with the MAO-B Inhibitor Selegiline in Early Parkinson's Disease: A Post Hoc Analysis. *J Parkinsons Dis.* 2016 ;6(2):401-11.

Maidan I, Rosenberg-Katz K, Jacob Y, **Giladi N**, Deutsch JE, Hausdorff JM, Mirelman A. Altered brain activation in complex walking conditions in patients with Parkinson's disease. *Parkinsonism Relat Disord.* 2016 ;25:91-6.

Valadas A, Contarino MF, Albanese A, Bhatia KP, Falup-Pecurariu C, Forsgren L, Friedman A, **Giladi N**, Hutchinson M, Kostic VS, Krauss JK, Lokkegaard A, Marti MJ, Milanov I, Pirtosek Z, Relja M, Skovranek M, Stamelou M, Stepens A, Tamás G, Taravari A, Tzoulis C, Vandenberghe W, Vidailhet M, Ferreira JJ, Tijssen MA. Management of dystonia in Europe: a survey of the European network for the study of the dystonia syndromes. *Eur J Neurol.* 2016;23(4):772-9.

Thaler A, Helmich RC, Or-Borichev A, van Nuenen BF, Shapira-Lichter I, Gurevich T, Orr-Urtreger A, Marder K, Bressman S, Bloem BR, **Giladi N**, Hendler T, Mirelman A; LRRK2 Ashkenazi Jewish consortium. Intact working memory in non-manifesting LRRK2 carriers--an fMRI study. *Eur J Neurosci.* 2016;43(1):106-12.

Elkana O, Eisikovits OR, Oren N, Betzale V, **Giladi N**, Ash EL. Sensitivity of Neuropsychological Tests to Identify Cognitive Decline in Highly Educated Elderly Individuals: 12 Months Follow up. *J Alzheimers Dis.* 2016;49(3):607-16.

Kobo H, Bar-Shira A, Dahary D, Gan-Or Z, Mirelman A, Goldstein O, **Giladi N**, Orr-Urtreger A. Down-regulation of B cell-related genes in peripheral blood leukocytes of Parkinson's disease patients with and without GBA mutations. *Mol Genet Metab.* 2016;117(2):179-85.

Iluz T, Weiss A, Gazit E, Tankus A, Brozgol M, Dorfman M, Mirelman A, **Giladi N**, Hausdorff JM. Can a Body-Fixed Sensor Reduce Heisenberg's Uncertainty When It Comes to the Evaluation of Mobility? Effects of Aging and Fall Risk on Transitions in Daily Living. *J Gerontol A Biol Sci Med Sci.* 2016;71(11):1459-1465.

## Grants

2016-2021 Biogen, USA (PI), Identifying markers of disease in a population at risk for developing Parkinson's disease.

2018-2022 Center of Excellence, Support Care and Outreach, National Parkinson Foundation



## Prof. Talma Hendler, M.D., Ph.D.

Department of Physiology and Pharmacology  
Faculty of Medicine  
Sagol School of Neuroscience  
Tel Aviv Sourasky Medical Center



HendlerT@gmail.com  
cbf-tlv.com

# Using Functional Imaging to Investigate Affective Neuroscience

## Positions

Professor, Faculty of Medicine, Sagol School of Neuroscience

Director, Tel Aviv Center for Brain Function, Tel Aviv Sourasky Medical Center

Clinical Director, Presurgical Brain Mapping Service, Tel Aviv Sourasky Medical Center

## Research

Our group has been applying advanced brain imaging techniques, including functional magnetic resonance imaging (fMRI), Diffusion Tensor imaging (DTI) intracranial and scalp electroencephalography (EEG) and magnetic encephalography (MEG) to study mental processing in the healthy and diseased human brain. Our research theme has focused on portraying the neural underpins of individual emotional experience and expression. The accumulative work in affective neuroscience in the last two decades has paved the way for promising translations of imaging technologies for the cure to mental suffering. For example, the lab has pioneered the development of a new real-time imaging approach for the non-invasive identification of “neural finger-prints” that can reliably depict deep limbic areas through trans-modalities’ learning computation (e.g. from fMRI to EEG). This new method enables accessible bed-side Brain Computer Interface procedures aimed to alleviate and/or prevent stress related psychopathologies.

## Publications

Gonen, T., Soreq, E., Eldar, E., Ben-Simon, E., Raz, G., & **Hendler, T.** (2016). Human mesostriatal response tracks motivational tendencies under naturalistic goal conflict. *Social cognitive and affective neuroscience*, 11(6), 961-972.

Yamin, H., Gazit, T., Tchemodanov, N., Raz, G., Jakont, G., Charles, F., & **Hendler, T.** (2016). Neurofeedback via Intracranial Depth Electrodes.

Shapira-Lichter, I., Klovatch, I., Nathan, D., Oren, N., & **Hendler, T.** (2016). Task-specific Aspects of Goal-directed Word Generation Identified via Simultaneous EEG-fMRI. *Journal of cognitive neuroscience*.

Meir-Hasson, Y., Keynan, J. N., Kinreich, S., Jackont, G., Cohen, A., **Hendler, T.** & Intrator, N. (2016). One-Class fMRI-Inspired EEG Model for Self-Regulation Training. *PloS one*, 11(5), e0154968.

Yogev-Seligmann, G., Oren, N., Ash, E. L., **Hendler, T.**, Giladi, N., & Lerner, Y. (2016). Altered Topology in Information Processing of a Narrated Story in Older Adults with Mild Cognitive Impairment. *Journal of Alzheimer's Disease*, (Preprint), 1-17.

Bregman, N., Thaler, A., Mirelman, A., Gurevich, T., Gana-Weiss, M., Orr-Urtreger, A., **Hendler, T.**, & Giladi, N. (2016). A Cognitive fMRI Study in Non-Manifesting LRRK2 and GBA Carriers (P4. 105). *Neurology*, 86(16 Supplement), P4-105.

Sharon, H., Maron-Katz, A., Simon, E. B., Flusser, Y., **Hendler, T.**, Tarrasch, R., & Brill, S. (2016). Mindfulness Meditation Modulates Pain Through Endogenous Opioids. *The American Journal of Medicine*.

Shapira-Lichter, I., Weinstein, M., Lustgarten, N., Ash, E., Litinsky, I. **Hendler, T.**, & Paran, D. (2016). Impaired diffusion tensor imaging findings in the corpus callosum and cingulum may underlie impaired learning and memory abilities in systemic lupus erythematosus. *Lupus*, 0961203316636471

Gazit, T., Andelman, F., Glikmann-Johnston, Y., Gonen, T., Solski, A., Shapira-Lichter, I., & **Hendler, T.** (2016). Probabilistic machine learning for the evaluation of presurgical language dominance. *Journal of Neurosurgery*, 1-13.

- Maron-Katz, A., Vaisvaser, S., Lin, T., **Hendler, T.**, & Shamir, R. (2016). A large-scale perspective on stress-induced alterations in resting-state networks. *Scientific reports*, 6.
- Domani, Y., Bleich-Cohen, M., Stoppelman, N., Tarrasch, R., **Hendler, T.**, Meidan, R., ... & Sharon, H. (2016). Oral ketamine for treatment resistant major depression—A double blind randomized controlled trial. *European Psychiatry*, (33), S523.
- Lerner, Y., **Hendler, T.**, Levit-Binnun, N., & Golland, Y. (2016). Shared feelings: Investigating neural attunement to the emotions of others. *European Psychiatry*, (33), S457-S458.
- Lin, T., Simchovitz, A., Shenhar-Tsarfaty, S., Vaisvaser, S., Admon, R., ... **Hendler, T.** & Soreq, H. (2016) Intensified vmPFC surveillance over PTSS under perturbed microRNA-608/AChE interaction. *Translational Psychiatry*, (6), 1-8.
- Raz, G., Touroutoglou, A., Wilson-Mendenhall, C., Gilam, G., Lin, T., .... **Hendler, T.** & Feldman Barrett, L. (2016). Functional connectivity dynamics during film viewing reveal common networks for different emotional experiences. *Cognitive, Affective, & Behavioral Neuroscience*, 1-15.
- N Singer; N Jacobi, T Lin, G Raz, L Shpigelman, G Gilam, R Y Granot, **T Hendler**. Common modulation of limbic network activation underlies musical emotions as they unfold. (2016), *NeuroImage*, Vol. 141, pp. 517-529.
- Oren, N., Ash, E. L., Tarrasch, R., **Hendler, T.**, Giladi, N., & Shapira-Lichter, I. (2017). Neural patterns underlying the effect of negative distractors on working memory in older adults. *Neurobiology of aging*, 53, 93-102.
- Cohen, D., Perry, A., Gilam, G., Mayseless, N., Gonen, T., **Hendler, T.**, & Shamay-Tsoory, S. G. (2017). The role of oxytocin in modulating interpersonal space: A pharmacological fMRI study. *Psychoneuroendocrinology*, 76, 77-83.
- Svanera, M., Benini, S., Raz, G., **Hendler, T.**, Goebel, R., & Valente, G. (2017). Deep driven fMRI decoding of visual categories. *arXiv preprint arXiv:1701.02133*.
- Lin, T., Gilam, G., Raz, G., Or-Borichev, A., Bar-Haim, Y., Fruchter, E., & **Hendler, T.** (2017). Accessible Neurobehavioral Anger-Related Markers for Vulnerability to Post-Traumatic Stress Symptoms in a Population of Male Soldiers. *Frontiers in Behavioral Neuroscience*, 11.
- Gilam, G., Lin, T., Fruchter, E., & **Hendler, T.** (2017). Neural indicators of interpersonal anger as cause and consequence of combat training stress symptoms. *Psychological Medicine*, 1-12.
- Golland, Y., Levit-Binnun, N., **Hendler, T.**, Lerner, Y. (2017). Neural dynamics underlying emotional transmissions between individuals. Accepted for publication in *Social Cognitive and Affective Neuroscience*.





## Prof. Carlos R. Gordon, M.D.

Department of Neurology  
Meir Medical Center, Kfar Saba  
and Faculty of Medicine



cgordon@post.tau.ac.il

# Investigating the Vestibular and Ocular Motor Systems

## Positions

Professor, Department of Neurology, Faculty of Medicine.

Director, Dizziness and Balance Disorders Service, Department of Neurology, Meir Medical Center

Head, Machado-Joseph Disease (MJD) Clinic (recognized by the Israel Ministry of Health)

## Research

The vestibular system stabilizes gaze during head movements, ensuring clear vision of the seen world. This is mainly accomplished by the vestibulo-ocular reflex (VOR), which produces compensatory (opposite) eye movements for head rotations. Then, eye position in space is held steady and images do not slip on the retina. During everyday life activities, the vestibular system acts with the optokinetic and visual fixation systems to hold images of the seen world steady on the retina; while saccades, smooth pursuit and vergence eye movements obtain and hold images of objects of interest on the fovea. Moreover, in everyday life activities, the vestibular, visual, ocular motor, proprioceptive and motor systems work together to reach exquisite balance, equilibrium and perform accurate motor tasks. Interaction between sensory (vestibular, visual, proprioceptive) and motor (eye movement, locomotion) systems; i.e. sensory-motor integration is essential to maintain balance, equilibrium and perform accurate motor tasks including locomotion. Our Vestibular and Eye Movement Laboratory is fully equipped with modern systems for measuring vestibular function, all type of eye movements and balance and gait function.

Our three major ongoing interest and research projects include:

1. Vestibulo-Ocular Reflex (VOR) and eye movement abnormalities as possible biomarkers of Spinocerebellar Ataxia Type 3.

Spinocerebellar Ataxia Type 3 (SCA-3), also known as Machado-Joseph Disease (MJD), is an autosomal

dominant neurodegenerative disorder for which genetic testing can reveal those at risk for developing the disease. Quantitative measures that would identify pre-symptomatic gene carriers at the threshold of clinical diagnosis would be extremely valuable in early diagnosis, tracking disease progression, and assessing treatment. This is a crucial subject of investigation not only in SCA-3 but also in other neurodegenerative diseases. Eye movement abnormalities have been reported as reliable neurophysiologic biomarker and even proposed as “a window into disease prevention.” By using bedside vestibular tests and laboratory recording of eye movements, we have described severe VOR deficit and different saccadic abnormalities in patients with SCA-3. Our specific aim is to investigate if VOR and eye movements can be used as biomarkers to quantify the appearance and progress of SCA-3 even pre-symptomatically.

2. Dizziness, vertigo, balance: Clinical and basic research

Dizziness, vertigo and problems with balance are among the most frequent complaints at all ages. Our current research focuses on the following topics:

The contribution of VOR impairment to the perceptual and emotional experience of blurred vision, dizziness and oscillopsia (in collaboration with the School of Psychological Sciences, Psychobiology Research Unit, Tel Aviv University).

The relationship between vestibular pathology and the development of anxiety, balance impairment and spatial disorientation (in collaboration with the School of Psychological Sciences, Psychobiology Research Unit, Tel Aviv University).

The evaluation of a novel specs device with stabilizing marks on the peripheral visual field to alleviate dizziness.

The search for novel physical and virtual reality strategies to improve balance and alleviate dizziness.

### 3. Cerebellar Disorders

As our Neurology Department at the Meir Medical Center houses the only Machado-Joseph Clinic in Israel recognized by the Ministry of Health, we therefore have access to most MJD sufferers and many other cerebellar patients in the country and focusing on the following research topics:

Respiratory function in cerebellar degeneration.

Autonomic nervous system function and emotional features in cerebellar diseases.

Cognitive and behavioral changes in cerebellar degeneration.

Physical and pharmacological treatment of cerebellar disorders.

Language and reading difficulties in cerebellar diseases (in collaboration with the School of Education, Tel Aviv University).

The role of the cerebellum in the hedonic experience of music (in collaboration with the Functional Brain Center, Wohl Institute for Advanced Imaging, Tel Aviv Sourasky Medical Center).

The mutational origins of Machado-Joseph Disease in the Jew Yemenite subpopulation in Israel (in collaboration with the IBMC – Institute of Molecular and Cell Biology, and IPATIMUP – Institute of Pathology and Molecular Immunology of University of Porto, Portugal).

#### Publications

Zaltzman R, Sharony R, Klein C, **Gordon CR**. Spinocerebellar ataxia type 3 in Israel: phenotype and genotype of a Jew Yemenite subpopulation. *J Neurol* 2016; 263:2207-2214.

Carmona S, Martínez C, Zalazar G, Moro M, Batuecas-Caletrio A, Luis L, **Gordon C**. The diagnostic accuracy of truncal ataxia and HINTS as cardinal signs for acute vestibular syndrome. *Front Neurol*. 2016; 7:125.



## Prof. Doron Gothelf, M.D.

Department of Psychiatry  
Sheba Medical Center  
Faculty of Medicine



gothelf@post.tau.ac.il  
URL: <http://www2.tau.ac.il/Person/medicine/researcher.asp?id=adefdecji>

# Neurogenetics Syndromes

## Positions

Professor, Psychiatry & Sagol School of Neuroscience  
President, Israel Society of Biological Psychiatry  
Director, The Behavioral Neurogenetics Center  
Director, The Child Psychiatry Division, Sheba Medical Center

## Research

We have been studying neurogenetics syndromes – 22q11.2 deletion syndrome (22q11.2DS) and Williams syndrome for two decades. 22q11.2DS is the most common known microdeletion syndrome. The 22q11.2DS phenotype consists of cleft and cardiovascular anomalies and immunological abnormalities. Additionally, all individuals with 22q11.2DS cope with cognitive deficits and one-third of the patients develop schizophrenia-like psychotic disorders and many manifest with autism spectrum disorder. We study the pathways leading to psychosis, autism and cognitive deficits in 22q11.2DS. Our focus is identifying cognitive, behavioral and psychiatric risk factors associated with the evolution of psychosis in 22q11.2DS. We also study molecular and immunological pathways to psychosis and to the behavioral and cognitive phenotype of the syndrome using blood samples and animal models. We collaborate with many

centers from US and Europe under the umbrella of the International Brain and Behavior Consortium funded by the NIMH.

## Publications

Mlynarski EE, Xie M, Taylor D, Sheridan MB, Guo T, Racedo SE, McDonald-McGinn DM, Chow EW, Vorstman J, Swillen A, Devriendt K, Breckpot J, Digilio MC, Marino B, Dallapiccola B, Philip N, Simon TJ, Roberts AE, Piotrowicz M, Bearden CE, Eliez S, **Gothelf D**, Coleman K, Kates WR, Devoto M, Zackai E, Heine-Suñer D, Goldmuntz E, Bassett AS, Morrow BE, Emanuel BS; International Chromosome 22q11.2 Consortium. Rare copy number variants and congenital heart defects in the 22q11.2 deletion syndrome. *Hum Genet.* 2016;135(3):273-85.

Friedman N, Rienstein S, Yeshayahu Y, **Gothelf D**, Somech R. Post-childhood Presentation and Diagnosis of DiGeorge Syndrome. *Clin Pediatr (Phila).* 2016;55(4):368-73.

Lang C, Nir Z, Brand-Gothelf A, Domachevsky S, Ginton L, Kushnir J, **Gothelf D**. The outcome of children with selective mutism following cognitive behavioral intervention: a follow-up study, *European Journal of Pediatrics,* 2016;175(4):481-7.

Bar M, Efron M, **Gothelf D**, Kushnir J. The link between parent and child sleep disturbances in children with attention deficit/hyperactivity disorder. *Sleep Med.* 2016;21:160-4.

Mosheva M, Mekori E, Kantor S, Berg Y, Weizman A, **Gothelf D**. Do Antidepressants Induce Psychosis in Children and Adolescents? A Naturalistic Study in Ambulatory Pediatric Population. *J Child Adolesc Psychopharmacol.* 2016;26(5):478-84.

Yi JJ, Weinberger R, Moore TM, Calkins ME, Guri Y, McDonald-McGinn MD, Zackai EH, Emanuel BS, Gur RE, **Gothelf D**, Gur RC. Neurocognitive performance on a Computerized Neurocognitive Battery in 22q11.2



deletion syndrome: A Comparison between US and Israeli cohorts. *Brain and Cognition*, 2016;106:33-41.

Kufert, Y. M., Nachmani, A., Nativ, E., Weizman, A., & **Gothelf, D.** Association between prematurity and the evolution of psychotic disorders in 22q11.2 deletion syndrome. *Journal of Neural Transmission*, 2016, 123(12), 1491-1497.

Segal-Triwiz Y, Kirchen LM, Shani Sherman T, Levav M, Kushnir J, Ariel R, **Gothelf D.** Parents' and Teachers' Perceptions of Abnormal Attention Span of Elementary School-Age Children, *Isr J Psychiatry Relat Sci.*, 2016, in press.

Midbari Kufert Y, Nachmani A, Nativ E, Weizman A, **Gothelf D.** Association between prematurity and the

evolution of psychotic disorders in 22q11.2 deletion syndrome. *J Neural Transm (Vienna)*. 2016, 123(12), 1491-1497.

Weinberger R, Yi J, Calkins M, Guri Y, McDonald-McGinn DM, Emanuel BS, Zackai EH, Ruparel K, Carmel M, Michaelovsky E, Weizman A, Gur RC, Gur RE, **Gothelf D.** Neurocognitive profile in psychotic versus nonpsychotic individuals with 22q11.2 deletion syndrome. *Eur Neuropsychopharmacol*, 2016, 26(10), 1610-1618.

#### Grants

2017–2020 National Institute of Psychobiology



## Dr. Amir Krivoy, M.D.

Department of Psychiatry  
Geha Mental Health Center



akrivoy@clalit.org.il



## Dr. Michal Taler, Ph.D.

Biological Psychiatry Lab,  
Felsenstein Medical Research Center



michalt@tauex.tau.ac.il

# Investigating the Biological Basis of Severe Mental Illness and Drug-Response Mechanisms

## Positions

Head, Psychiatry Ward B, Geha Mental Health Center

Senior Lecturer, Faculty of Medicine

Senior Researcher, Biological Psychiatry Lab,  
Felsenstein Medical Research Center

Visiting Researcher, Institute of Psychiatry,  
Psychology and Neuroscience, King's College  
London, London, UK

## Research

Severe mental illness includes chronic, clinically debilitating disorders such as schizophrenia and mood disorders. Among the most important prognostic factors of people suffering from schizophrenia is the adherence and clinical response to medications, notably antipsychotic compounds. There is a portion of about third of the patients who will not have enough response to medications. The only effective drug for this population is clozapine, yet only half of these patients would respond to clozapine. The rest are termed ultra-refractory patients, and currently are devoid of any evidence-based medical therapy.

Our research is focused around deciphering the biological basis of response and refractoriness to antipsychotic compounds, and especially to clozapine. We employ various research methods to study both clinical human samples and animal models of psychotic traits. The main goal of the

project is to utilize the information gathered from understanding mechanisms into clinical practice as potential therapeutic targets. Current projects in our lab consist of analysis of biochemical assays of both human and animal tissues, for inflammatory markers, vitamin D, glutamate, neurotrophins, dopamine and other related neurotransmitters.

Another field of psychobiology research in our lab is the relationship between the immune system and the brain in pathological conditions. There is growing evidence that neuroinflammatory factors are involved in the pathophysiologic mechanisms leading to schizophrenia, along with genetic components. We study the 22q11.2 deletion syndrome (22q11.2DS). Individuals with this syndrome have a microdeletion of a section of the long arm of chromosome 22 and have a characteristic phenotype including immunological abnormalities and other pathologies. Individuals with 22q11.2DS have a 30% risk of developing schizophrenia. As a result, this syndrome is an optimal genetic model for studying the interaction between the immune system and schizophrenia.

Depression is another mental disorder that we are investigating in our lab in order to evaluate the relationship between abnormalities in the immune system and this mental condition.

Our lab is located at the heart of the intersection between basic science and clinical practice. It is physically located at the Belinson campus, in close

proximity to the Geha Mental Health Center. The staff is composed of senior clinical researchers, as well as senior neuroscientists, working in collaboration. We aim to bring together clinical information with animal model data to eventually take back as therapeutic interventions for a population with severe illness and urgent unmet needs.

### Publications – Krivoy

Hollander S, Hochman E, Shoval G, Taler M, Trommer S, Hermesh H, Weizman A, **Krivoy A**. The association between serum creatine kinase, mood and psychosis in inpatients with schizophrenia, bipolar and schizoaffective disorders. *Psychiatry Res*. 2016;238:333-7.

**Krivoy A**, Balicer RD, Hoshen M, Feldman B, Zalsman G, Weizman A, Shoval G. Adherence to antidepressant is associated with lower mortality: a four year population-based cohort study, *J Clin Psychiatry*. 2016;77(5):e566-72.

Schapir L, Lahav T, Zalsman G, **Krivoy A**, Sever J, Weizman A, Shoval G. Cigarette smoking, alcohol and cannabis use in patients with pervasive developmental disorders. *Subst Use Misuse*. 2016:1-6

Shalit N, Barzilay R, Shoval G, Shlosberg D, Mor N, Zwigenhaft N, Weizman A, **Krivoy A**. Characteristics of synthetic cannabinoid and natural cannabis users admitted to a psychiatric hospital: a comparative study, *J Clin Psychiatry*. 2016;77(8):e989-95

Hochman E, **Krivoy A**, Schaffer A, Weizman A, Valevski A. Antipsychotic adjunctive therapy to mood stabilizers and 1-year rehospitalisation rates in bipolar disorder: A cohort study. *Bipolar Disord*. 2016;18(8):684-691

**Krivoy A**, Gil-Ad I, Tarasenko I, Weizman A, Taler M. Trans-generation enrichment of clozapine-responsiveness trait in mice using a subchronic hypoglutamatergic model of schizophrenia: A preliminary study. *Behav Brain Res*. 2017;323:141-145

**Krivoy A**, Hochman E, Sendt KV, Hollander S, Vilner Y, Selakovic M, Weizman A, Taler M. Association between serum levels of glutamate and neurotrophic factors and response to clozapine treatment. *Schizophr Res*. 2018;192:226-231

Shoval G, Stubbs B, Balicer RD, Feldman B, Hoshen M, Zalsman G, Sagy R, Hochman E, Weizman A, **Krivoy A**. Low adherence to antidepressants is associated with increased mortality in Parkinson disease patients. *Parkinsonism Relat Disord*. 2017;43:92-96

**Krivoy A**, Stubbs B, Balicer RD, Weizman S, Feldman B, Hoshen M, Zalsman G, Hochman E, Shoval G. Low adherence to antidepressants is associated with increased mortality following stroke: A large nationally representative cohort study. *Eur Neuropsychopharmacol*. 2017; 27(10):970-976.

Lowe P\*, **Krivoy A**\*, Eromona W, Porffy L, Henriksdottir E, Shergill SS. When the drugs don't work – treatment resistant schizophrenia, serotonin and serendipity. *Ther Adv Psychopharmacol*. 2018;8(1):63-70.

Gur S, Weizman S, Stubbs B, Matalon A, Meyerovitch J, Hermesh H, **Krivoy A**. Mortality, morbidity and medical resources utilization of patients with schizophrenia: A case-control community-based study. *Psychiatry Res*. 2018;260:177-181.

**Krivoy A**\*, Onn R\*, Vilner Y, Hochman E, Weizman S, Paz A, Hess S, Sagy R, Kimhi-Nesher S, Kalter E, Friedman T, Friedman Z, Bormunt G, Trommer S, Valevski A, Weizman A. Vitamin D supplementation in chronic schizophrenia patients treated with clozapine: a randomized, double-blind, placebo-controlled clinical trial. *EBioMedicine*. 2017;26:138-145.

Shvartzman Y, **Krivoy A**, Valevski A, Gur S, Weizman A, Hochman E. Adjunctive antidepressants in bipolar depression: A cohort study of six- and twelve-months rehospitalization rates. *Eur Neuropsychopharmacol*. 2018;28(3):353-360.

Zohar N, Hochman E, Katz N, **Krivoy A**, Weizman A, Barzilay R. Association between elevated C-reactive protein and manic polarity in acute psychiatric inpatients with affective symptomatology, *Neuropsychobiology*. 2017;76(3):166-170.

### Grants

National Institute of Psychobiology in Israel

Stanley Medical Research Institute

The Israel National Institute for Health Policy Research

### Publications – Taler

**Taler M**, Vered I, Globus R, Shbiro L, Weizman A, Weller A, Gil-Ad I. Attenuated Weight Gain with the Novel Analog of Olanzapine Linked to Sarcosinyl Moiety (PGW5) Compared to Olanzapine. *J Mol Neurosci*. 2016, 58:66-73

Amitai M, **Taler M**, Carmel M, Michaelovsky E, Eilat T, Yablonski M, Orpaz N, Chen A, Apter A, Weizman A, Fennig S. The Relationship Between Plasma Cytokine Levels and Response to Selective Serotonin Reuptake Inhibitor Treatment in Children and Adolescents with Depression and/or Anxiety

Disorders. *J Child Adolesc Psychopharmacol*. 2016, 26:727-732.

Hollander S, Hochman E, Shoval G, **Taler M**, Trommer S, Hermesh H, Weizman A, Krivoy A. The association between serum creatine kinase, mood and psychosis in inpatients with schizophrenia, bipolar and schizoaffective disorders. *Psychiatry Res*. 2016, 30;238:333-337

Krivoy A, Gil-Ad I, Tarasenko I, Weizman A, **Taler M**. Trans-generation enrichment of clozapine-responsiveness trait in mice using a subchronic hypoglutamatergic model of schizophrenia: A preliminary study. *Behav Brain Res*. 2017, 14;323:141-145

Segal-Gavish H, Gazit N, Barhum Y, Ben-Zur T, **Taler M**, Hornfeld SH, Gil-Ad I, Weizman A, Slutsky I, Niwa M, Kamiya A, Sawa A, Offen D, Barzilay R. BDNF overexpression prevents cognitive deficit elicited by adolescent cannabis exposure and host susceptibility interaction. *Hum Mol Genet*. 2017, 26:2462-2471

Bloch K, Gil-Ad I, Vanichkin A, Hornfeld SH, Koroukhov N, **Taler M**, Vardi P, Weizman A. Intracerebroventricular Streptozotocin Induces

Obesity and Dementia in Lewis Rats: Rat Model of Dementia Associated with Obesity. *J Alzheimers Dis*. 2017;60 (1):121-136 Mekonomi-Domachevsky E, **Taler M**, Shoenfeld Y, Gurevich M, Sonis P, Weisman O, Weizman A, Gothelf D. Elevated Proinflammatory Markers in 22q11.2 Deletion Syndrome Are Associated with Psychosis and Cognitive Deficits. *Journal of Clinical Psychiatry*. 2017, 78(9)

Zohar AH, Eilat T, Amitai M, **Taler M**, Bari R, Chen A, Apter A, Weizman A, Fennig S. An exploratory study of adolescent response to fluoxetine using psychological and biological predictors. *PeerJ*. 2018, 10;6:e4240.

Krivoy A, Hochman E, Sendt KV, Hollander S, Vilner Y, Selakovic M, Weizman A, **Taler M**. Association between serum levels of glutamate and neurotrophic factors and response to clozapine treatment. *Schizophr Res*. 2018, 192:226-231.

#### Grants

National Institute of Psychobiology in Israel

## Dr. Yulia Lerner, Ph.D.

Neurodegeneration Lab: Cognitive Neuroscience Research



### Positions

Senior Lecturer, Faculty of Medicine

Senior Researcher, Tel Aviv Sourasky Medical Center

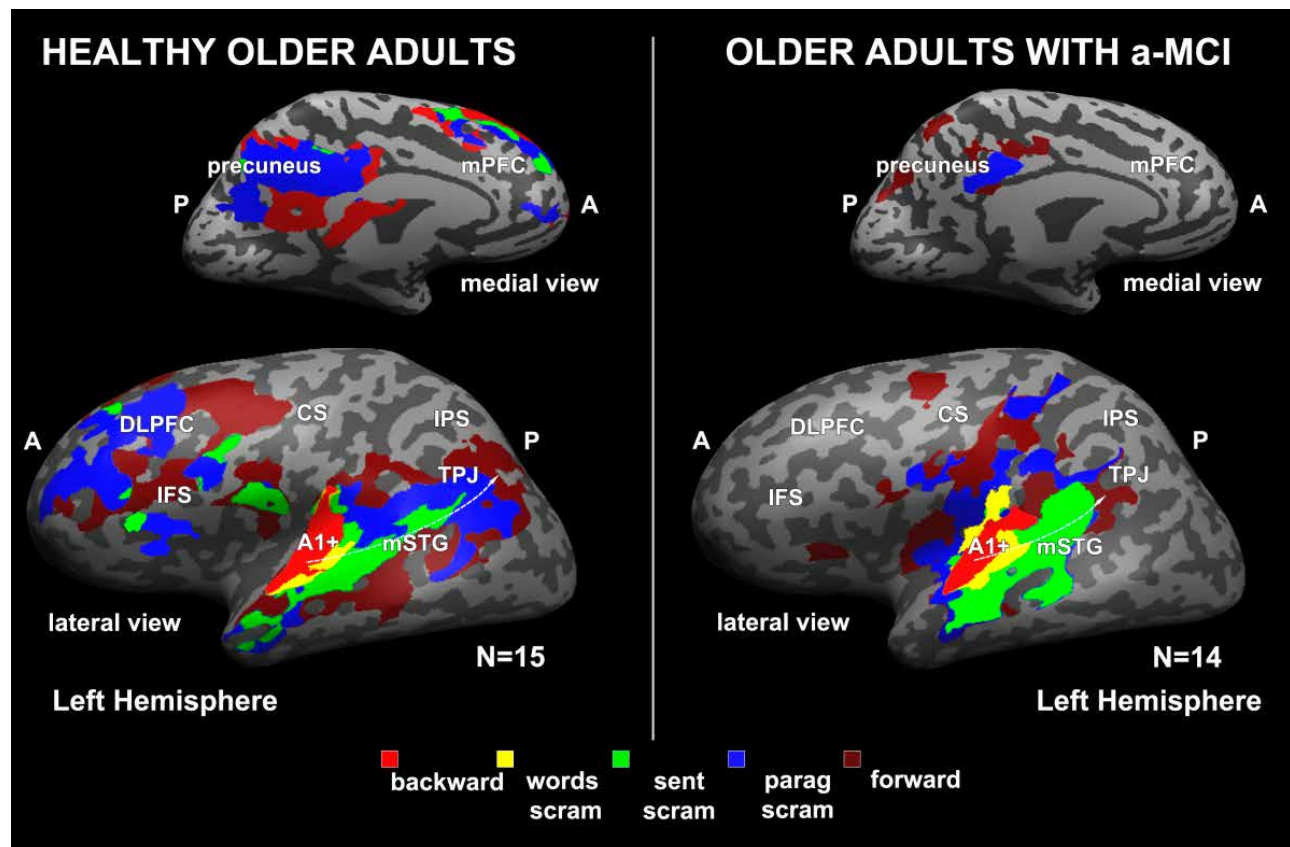
### Research

Our lab focuses on study neural activity undergoing complex real-life events. The research involves functional and structural brain imaging, neuropsychological assessments and physiological measurements. We apply our paradigms to neuropsychiatric disorders (e.g. mild cognitive impairment (MCI), schizophrenia, etc.), for the understanding the pathological conditions. To study factors of vulnerability in a causal manner we apply prospective

imaging approach or comparing groups of affected to unaffected individuals under similar conditions (e.g. older adults and MCI, patients with schizophrenia and their unaffected siblings). While applying multi-modal paradigms, we are concentrated on developing methods for identification of “functional neuromarkers” for the disease.

### Main research topics

- Investigation of human brain responses and behavior under natural conditions
- The architecture of neural circuits involving in processing of non-verbal information
- Developing functional neuromarkers for abnormal cognitive states



Hierarchical organization in healthy older adults and participants with aMCI during story processing



## Publications

Golland Y., Levit-Binnun N., Hendler., **Lerner Y.** (2017) Neural dynamics underlying emotional transmissions between individuals. *SCAN*, May, 01-12. [doi:10.1093/scan/nsx049](https://doi.org/10.1093/scan/nsx049)

Oren N., Shapira-Lichter, I., **Lerner Y.**, Tarrasch R., Hendler T., Giladi N., Ash E. (2016) How attention

modulates encoding of dynamic stimuli. *Front. Hum Neurosci.* [doi.org/10.3389/fnhum.2016.00507](https://doi.org/10.3389/fnhum.2016.00507)

Yogev-Seligmann G., Oren N., Ash E., Hendler T., Giladi N., **Lerner Y.** (2016) Altered topology in information processing of a narrated story in older adults with mild cognitive impairment. *J Alzheimers Dis*, 53, 517-533.



## Dr. Shaul Lev-Ran, M.D.

Department of Psychiatry  
Faculty of Medicine  
Tel Aviv University



shauli.levran@gmail.com

### Positions

Faculty of Medicine

Physician-in-Chief, Lev Hasharon Medical Center

### Research

We study the association between drug use and psychiatric disorders. We harness epidemiological and clinical approaches aimed at improving the understanding of mental health related aspects of drug use.

Specifically, much of our current research focuses on psychiatric outcomes of cannabis use. In recent decades, there has been a significant increase in the prevalence of cannabis use, as well as in the potency of cannabis consumed. This holds several medical and social implications, some of which are yet unclear. We focus on exploring mental-health related outcomes of cannabis use by conducting epidemiological research using large population-based samples and analysis of “big-data” based on internet-based sources. In addition, we explore specific neuro-biological and neurocognitive aspects of heavy cannabis use by utilizing advanced functional technologies such as Transcranial Magnetic Stimulation (TMS). Our studies regarding the effects of cannabis on depression and anxiety are commonly cited in World Health Organization publications, and our reports on mental-health related aspects of medical marijuana and prescription opioids have served as a basis for national policy papers.

### Publications

Feingold D, Weiser M, Rehm J, **Lev-Ran S**. The association between cannabis use and anxiety disorders: results from a population-based representative sample. *European Neuropsychopharmacology*. 2016;26(3):493-505.

Nitzan U, Beckerman T, Beker G, Fennig S, Lichtenberg P, **Lev-Ran S**, Walter G, Bloch Y

Expertise in treating depression: the effect of specialty and seniority on discussing and evaluating SSRI side effects. *Annals of General Psychiatry*. 2016;15:5.

**Lev-Ran S**, Shteinmetz Y, Weiser M. Attitudes towards substance use and substance use disorders among medical students in Israel. *Drugs: Education, Prevention and Policy*. 23;484-491.

Shalit N, Shlosberg D, Shoal G, Feingold D, **Lev-Ran S**. Sex differences in the bidirectional longitudinal association between cannabis use and suicidality. *Journal of Affective Disorders*. 2016;205:216-224.

Feingold, D, Goor-Aryeh, I, Brill, S, Delayahu Y, **Lev-Ran, S**. Addiction to prescription opioids and medicinal cannabis among patients suffering from chronic pain. *Pain Medicine*. 2016.

Kovatch M, Feingold D, Elkana O, **Lev-Ran S**. Evaluation and comparison of tools for assessing prescription opioid addiction among chronic pain patients. *International Journal of Methods in Psychiatric Research*. 2016.

Feingold D, Brill S, Goor-Aryeh I, Delayahu Y, **Lev-Ran S**. Misuse of prescription opioids among chronic pain patients suffering from anxiety: A cross-sectional analysis. *Gen Hosp Psychiatry*. 2017;47:36-42

Dahan S, Levi G, Behrbalk P, Bronstein I, Hirschmann S, **Lev-Ran S**. The Impact of ‘Being There’: Psychiatric Staff Attitudes on the Use of Restraint. *Psychiatr Q*. 2017;doi: 10.1007/s1126-017-9524-9.

**Lev-Ran S**, Feingold D, Goodman C, Lerner AG. Comparing triggers to visual disturbances among individuals with positive vs negative experiences of hallucinogen-persisting perception disorder (HPPD) following LSD use. *Am J Addict*. 2017;26(6):568-571

Feingold D, Brill S, Goor-Aryeh I, Delayahu Y, **Lev-Ran S**. Depression and anxiety among chronic pain

patients receiving prescription opioids and medical marijuana. *J Affect Disord.* 2017;218:1-7

Feingold D, Rehm J, **Lev-Ran S.** Cannabis use and the course and outcome of major depressive disorder: A population based longitudinal study. *Psychiatry Res.* 2017;251:225-234

Feingold D, Goor-Aryeh I, Bril S, Delayahu Y, **Lev-Ran S.** Problematic Use of Prescription Opioids and Medicinal Cannabis Among Patients Suffering from Chronic Pain. *Pain Med.* 2017;18(2):294-306

Taub S, Feingold D, Rehm J, **Lev-Ran S.** Patterns of Cannabis Use and Clinical Correlates among

Individuals with Major Depressive Disorder and Bipolar Disorder. *Compr Psychiatry.* 2018;80:89-96

Yom-Tov E, **Lev-Ran S.** Adverse reactions associated with cannabis consumption as evident from search engine queries. *JMIR Public Health Surveill.* 2017;3(4)

Feingold D, Goldberger N, Haklai Z, **Lev-Ran S.** Fatal Overdoses of Prescription Opioids in Israel 2005-2014. *Eur Addict Res.* 2017;23(6):276-283

Feingold D, **Lev-Ran S.** Primary Addictive Substances Used among Patients Treated in a Hospital-Based Addiction Medicine Service. *Isr J Psychiatry Relat Sci.* 2017;54(2):41-46



## Dr. Abigail Livny-Ezer, Ph.D.

Department of Diagnostic Imaging  
Sheba Medical Center  
Affiliated to Faculty of Medicine



Email:  
abigail.livnyezer@gmail.com  
URL:  
[http:// www.imaging.sheba.co.il](http://www.imaging.sheba.co.il)

# Functional Neuroimaging Laboratory

## Positions

Head, Functional Neuroimaging Laboratory,  
Department of Diagnostic Imaging, Sheba Medical  
Center, affiliated to Faculty of Medicine

Researcher, Sagol Neuroscience Center, Sheba  
Medical Center.

## Research

The Functional Neuroimaging Lab Studies brain pathologies, in particular the way the brain reorganizes due to brain injury (TBI). We use various tools including: advanced structural MRI and fMRI protocols using tailor-made fMRI tasks to examine the deficits after TBI. We apply also extensive neuropsychological batteries in order to investigate cognitive impairments. Furthermore, we examine symptoms and emotional status using validated questionnaires and scales. This data is integrated and analyzed to identify networks and patterns which will further our understanding of neuropathology and neuronal reorganization. Our research aims to improve the prediction of brain pathology's progression, to

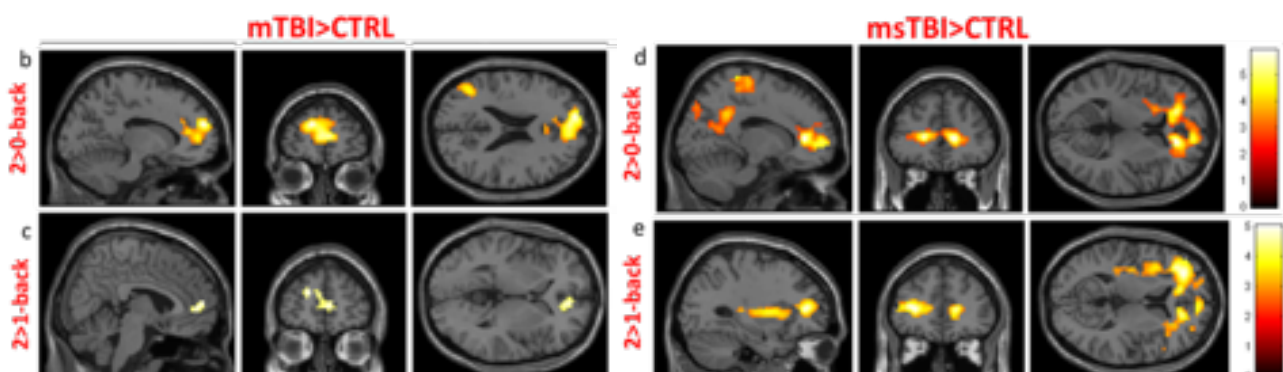
plan medical and rehabilitative interventions for the well-being of patients with brain diseases and head injuries.

## Publications

**Livny A.**, Biegon A., Kushnir T., Harnof S., Hoffman C., Fruchter E., Weiser M. Mild Traumatic Brain Injury Linked to Persistent Cognitive Deficits and Smaller Insular Volume. *Journal of Neurotrauma*. 2017; 34:1466-1472.

Weinstein A., **Livny A.**, Weizman A. Brain imaging studies on the cognitive, pharmacological and neurobiological effects of cannabis in humans: Evidence from studies of adult users. *Current Pharmaceutical Design*. 2016.

**Livny A.**, Ravona Springer R., Heymann T., Priess R. Kushnir T., Tsarfaty G., Rabinov L., Moran R., Hoffman H., Cooper I., Greenbaum L., Silverman J., Sano M., Johnson S., Bendlin B., Schnaider Beerli M. Long-term variability in glycemic control is associated with white matter hyperintensities



The relation between severity of TBI and working-memory brain activation during an n-back task. Maximum intensity projections in three orthogonal views of the brain (from left to right: sagittal, coronal and axial) depict areas of significant activation ( $p < 0.005$ ,  $k > 100$ ) in a one-tailed-t statistic contrasting MR signal increases. The color scale shows t-values to the right. a, c: 2->0-back= high WM load; b,d: 2->1-back= WM load increase; CTRL= controls; mTBI= mild TBI; msTBI= moderate-severe TBI. mTBI patients further activated bilateral prefrontal and left parietal regions. msTBI patients revealed greater activation than controls in frontal, parietal and limbic regions.

in APOE4 genotype carriers with type 2 diabetes. *Diabetes Care*. 2016; 39(6): 1056-9.

Krasovsky, T., Landa, J., Bar, O., Ahonniska-Assa, J., **Livny, A.**, Tsarfaty, G., Silberg, T. Functional plasticity in the absence of structural change: Apraxia and body scheme disorder 10 years after childhood brain injury. *Journal of Child Neurology*. 2017; 32:505-511.

Weinstein A., **Livny A.**, Weizman A. Brain imaging studies on the cognitive, pharmacological and neurobiological effects of cannabis in humans: Evidence from studies of adult users. *Current Pharmaceutical Design*. 2016; 22:6366-6379.

Greenbaum L., Heymann A., Sharvit-Ginon I., Alkelai A., **Livny A.**, Beeri M., Shelly S., Ganmore I., Ravona-Springer R. The CADM2 gene is associated with processing speed performance –evidence among elderly with Type 2 Diabetes. *World Journal of Biological Psychiatry*. 2017; 5:1-7.

**Livny A.**, Ravona-Springer R., Heymann A., Priess R., Kushnir T, Tsarfaty G., Rabinov L., Moran R, Tik

N., Cooper I., Greenbaum L., Silverman J., Sano M., Bendlin BB, Buchman AS, Schnaider Beeri M. The haptoglobin 1-1 genotype modulates the association of glycemic control with hippocampal volume in elderly with type 2 diabetes. *Diabetes*. 2017; 66:2927-2932.

**Livny A.**, Reichenberg A, Fruchter E., Yoffe R., Goldberg S., Fenchel D., Burshtein S., Bachar E., Davidson M., Weiser M. A population-based longitudinal study of symptoms and signs before the onset of psychosis. *American Journal of Psychiatry* 2017 [Epub ahead of print].

### Reviews

Weinstein A., **Livny A.**, Weizman A. New developments in brain research of internet gaming disorder. *Neuroscience & Biobehavioral Reviews*. 2017; 75:314-330.



Dr. Nicola Maggio, M.D., Ph.D.

Department of Neurology and Neurosurgery  
Faculty of Medicine



Nicola.maggio@sheba.health.gov.il

# The Role of Neuroinflammation and Neurocoagulation in the Pathophysiology of Neurological Disorders

## Positions

Senior Lecturer, Faculty of Medicine

Senior Neurologist and Neurophysiologist,  
Department of Neurology, Chaim Sheba Medical  
Center, Tel HaShomer

## Research

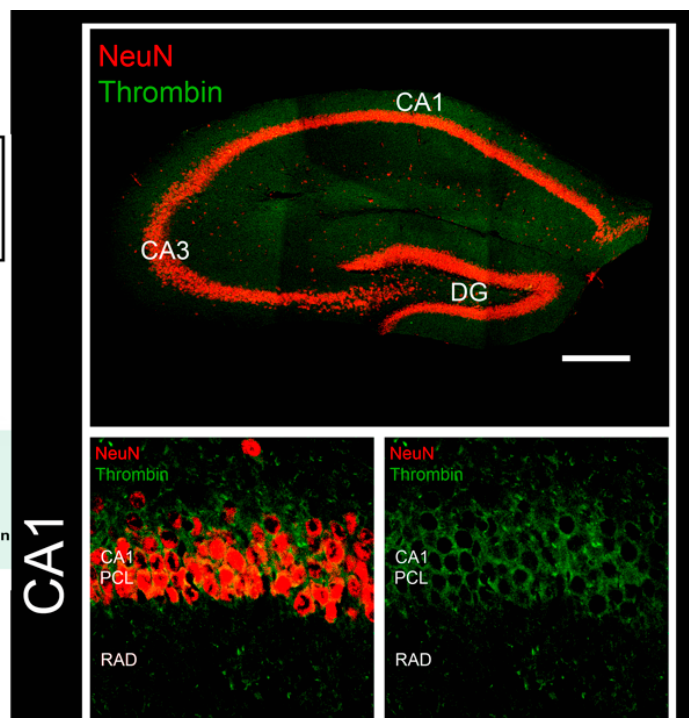
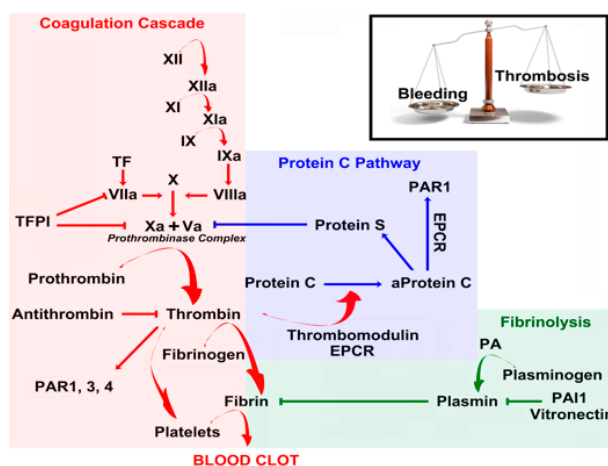
Our research focuses on the understanding of the role of coagulation factors, as well as their interaction with neuroinflammation in the physiology and pathophysiology of the nervous system. We have recently discovered that thrombin, the factor that ignites the coagulation cascade, is synthesized in the brain and has a fundamental role in regulating synaptic plasticity. However, we have also shown that high concentrations of thrombin (that reach the brain

upon haemorrhage) can cause seizures and epilepsy. Our research has contributed in designing novel compounds that are currently being tested in order to counteract the pathogenic actions of thrombin in the brain. We apply cutting-edge technologies including mouse genetic tools, behavioural analysis, electrophysiology and molecular and cellular biology.

## Publications

Willems L.M., Zahn N., Hick M., Ferreirós N., Scholich K., **Maggio N.**, Deller T., Vlachos A. (2016) Sphingosine-1-phosphate receptor inhibition prevents denervation-induced dendritic atrophy. *Acta Neuropathologica Communications*. 4:28.

Givaty G, **Maggio N.**, Cohen OS, Blatt I and Chapman J (2016) Early pathology in sleep studies of patients



The coagulation pathways play fundamental roles in the physiology and pathophysiology of the nervous system. Immunofluorescence analysis reveals the expression pattern of thrombin in the hippocampus.

with familial Creutzfeldt-Jakob Disease. The Journal of Sleep Research, (5):571-575.

Schuldt G., Galanis C., Strehl A., Schiener S., Hick M., Lenz M., Deller T., **Maggio N.**, Vlachos (2016) Inhibition of Protease-Activated Receptor 1 (PAR1) does not affect dendritic homeostasis of cultured mouse dentate granule cells. (2016) Frontiers in Neuroanatomy;10:64.

Israel S, **Maggio N.**, Ekstein D, Zaid H., Firer M, Bederovsky Y, Noyman I, Gendelman Marton R, Blatt I, Brautbar H, Marom E, Nahlieli Din D, Berman E, Sabag D, Ingber A, Eyal S. (2016) Genetic risk factors for antiepileptic drug-induced hypersensitivity reactions in Israeli population. Epilepsia, 57(10):e205-e209.

Golderman V., Shavit-Stein E., Tamarin I., Rossman Y., Shrot S., Rosenberg N., **Maggio N.**, Chapman J., Eisenkraft A. (2016) The organophosphate paraoxon and its antidote obidoxime inhibit thrombin activity and affect coagulation *in vitro*. PlosOne, 2016 Sep 30;11(9):e0163787. doi: 10.1371/journal.pone.0163787. \*Equal contributors and last authors.

Gera O., Shavit-Stein E., Bushi D., Harnof S., Weiss R., Golderman V., Dori A., **Maggio N.**, Ben Shimon M., Finegold K., Chapman J. (2016) Novel Expression and Localization of Protein C Pathway Components in the Peripheral Nervous System. Neuroscience;339:587-598. d

Lenz M., Ben Shimon M., Vlachos A.\* and **Maggio N.\*** (2016) Pilocarpine- induced status epilepticus is associated with changes in the actin-modulating protein synaptopodin and alterations in long term potentiation in the mouse hippocampus. Neural Plasticity, 2017. \*Equal contributors and last authors.

**Maggio N.**, Firer M., Zaid H., Bederovsky Y., Aboukaoud M., Gendelman-Marton R., Noyman I., Ekstein D., Blatt I., Marom E., Schwartzberg E., Israel S., Brautbar C., Ingber A., Eyal S. (2016) Causative drugs of Stevens Johnson syndrome and toxic epidermal necrolysis in Israel. Journal of Clinical Pharmacology, 2017.



## Prof. Shimon Rochkind, MD., Ph.D.

Research Center for Nerve Reconstruction  
(RCNR)

Division of Peripheral Nerve Reconstruction  
Department of Neurosurgery  
Tel Aviv Sourasky Medical Center



TEL AVIV UNIVERSITY

shimonr@tlvmc.gov.il  
<http://www.tasmc.org.il/sites/en/research/tech-transfer/nerve-reconstruction>



# Investigating Reconstruction of Peripheral and Central Nervous Systems Following Injury

## Positions

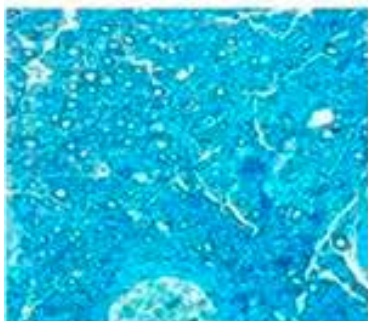
Associate Professor, Faculty of Medicine

Director, Division of Peripheral Nerve Reconstruction,  
Tel Aviv Sourasky Medical Center

## Research

The research group is involved in projects targeting improvement in nerve reconstruction and rehabilitation from several aspects, aiming at the creation of innovative treatments to both peripheral nerve (PN) and spinal cord (SC) injuries. RCNR major projects include:

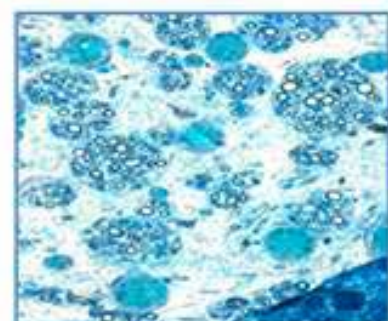
Creation of artificial nerve for nerve reconstruction using the innovative Guiding Regenerative Gel (GRG) to improve and accelerate regeneration of peripheral nerve injury (PNI) with massive defect. The GRG is a special milieu that was developed in collaboration with Prof. Zvi Nevo from Tel-Aviv University, Israel. The unique composition of GRG has recently been shown to be as efficient as autologous nerve graft, promoting axonal growth and sprouting without dependence on the addition of any external growth factors. In a short-term *in vivo* study it was shown that GRG loaded into a conduit promoted axonal sprouting of nerve cells and enabled the regeneration of a 15mm long nerve gap in rats,



**Autologous nerve graft**  
Axonal regeneration



**Empty tube**  
No axons, connective scar tissue



**Tube + GRG**  
Massive growth of regenerative axons into the tube

**Autologous nerve graft**



Limited movement

**Empty Tube**



Limited movement

**Tube filled with GRG**



Regained movement



which is not possible when bridging with an empty conduit (regeneration of up to 7mm). Therefore, the GRG allows a simpler procedure with less side effects, since its implantation does not involve other nerve origin, sensation loss or cosmetic defect as the “gold standard” treatment, therefore, GRG can provide a promising simple of the shelf solution for clinical use for complete PNI.

Based upon our encouraging results with the GRG, which shed light on the utilization of this innovative composite implant to bridge a gap, we postulate to improve this approach and attempt reconstruction of experimental complete SCI. Since astroglial scarring is one of the main obstacles for axonal growth and therefore spinal cord recovery, we have developed an Antiglotic Guiding Regenerative Gel (AGRG) which contains Guiding Regenerative Gel (GRG), and was proven to promote axonal sprouting and survival as well as antiglotic agents, which presented *in vitro* highly significant antiglotic activity, while reducing the amount of GAGs by more than 84%, thus inhibiting scar growth barrier formation in the site of injury.

The effect of laser phototherapy (low power laser irradiation) was explored on neuronal cells and peripheral nerve. In nerve cell cultures, laser irradiation significantly accelerated axonal sprouting (Rochkind et al., *Lasers Surg Med*, 2009). Animal studies in a model of incomplete peripheral nerve injury showed that laser phototherapy has an immediate protective effect, maintains functional activity of the injured nerve, decreases scar tissue formation at the injury site, decreases degeneration in corresponding motor neurons of the spinal cord

and significantly increases axonal growth and myelination. In a model of complete peripheral nerve injury with segmental loss, the laser-treated group showed more intensive axonal growth and morphological reconnection compared with the control group (Rochkind. *Neurosurgical Focus*, 2009). Recently, we found that in early stages of muscle atrophy, laser phototherapy may preserve the denervated muscle by maintaining creatine kinase activity and the amount of acetylcholine receptors. (Rochkind and Shainberg, *Photomed Laser Surg*, 2013). The current projects are intended to test and validate the beneficial effect of laser phototherapy on severely injured PN with a view to move forward to clinical study.

### Publications

**Rochkind S**, Shainberg A. Muscle Response to Complete Peripheral Nerve Injury: Changes of Acetylcholine Receptor and Creatine Kinase Activity over Time. *Journal of Reconstructive Microsurgery*; doi: 10.1055/s-0037-1598619; 2017.

Mandelbaum-Livnat M.M, Almog M, Nissan M, Loeb E, **Rochkind S**. Photobiomodulation in Peripheral Nerve Injury with Aspect to Muscle Response. *Photomedicine and Laser Surgery*; 34(12):638-645; 2016.

Meyer C, Wrobel S, Raimondo S, **Rochkind S**, Heimann C, Shahar A, Ziv-Polat O, Geuna S, Grothe C, Haastert-Talini K. Peripheral Nerve Regeneration Through Hydrogel-Enriched Chitosan Conduits Containing Engineered Schwann Cells for Drug Delivery. *Cell Transplantation*; 25(1):159-82; 2016.



## Dr. Ariel Tankus, Ph.D.

Department of Neurology and Neurosurgery  
Faculty of Medicine



arielta@post.tau.ac.il  
URL: <http://www.sagol.tau.ac.il/en/people/ariel-tankus/>

# The Neuronal Encoding of Human Speech

## Positions

Senior Lecturer, Faculty of Medicine and Sagol School of Neuroscience

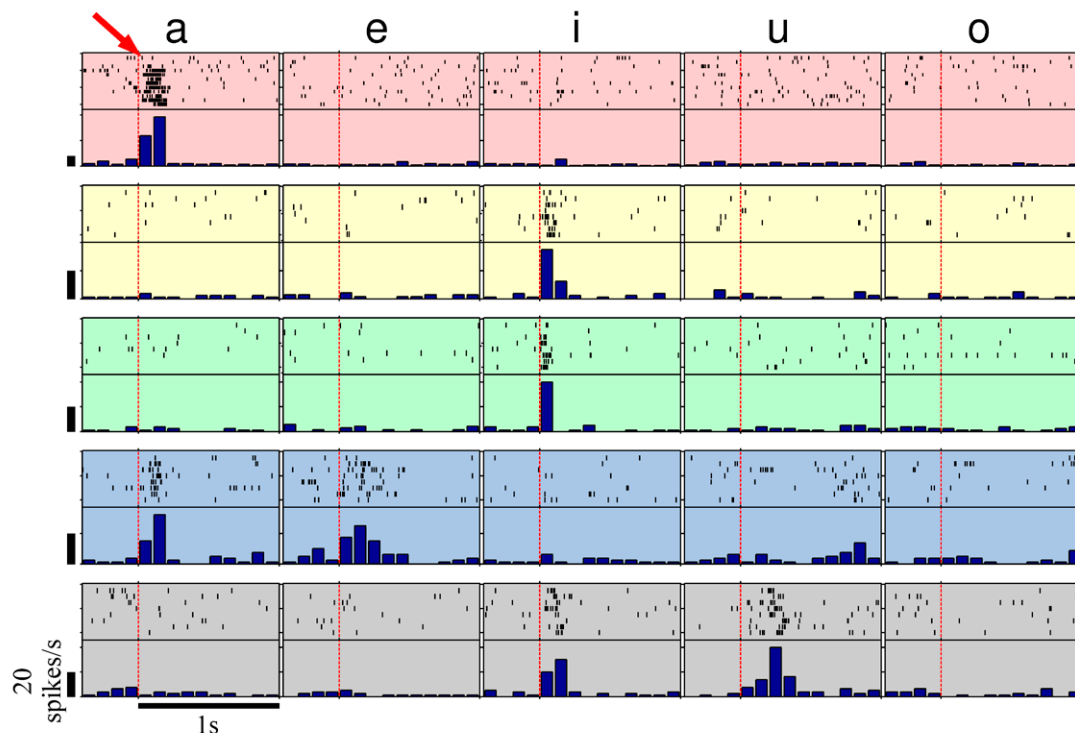
Senior Researcher and Neurophysiologist, Functional Neurosurgery Unit, Tel Aviv Sourasky Medical Center ("Ichilov")

## Research

We study the neuronal representation of speech production, perception and imagery in the human brain. We explore the acoustic, phonetic and phonological levels, and the deterioration in speech due to neurological disorders, for example in Parkinson's disease. Our main focus is the encoding

of speech features by single neurons (for example, see Figure 1). We also aim to develop brain-machine interfaces for restoring speech faculties in completely paralyzed persons by decoding their neuronal activity (i.e., inferring speech contents solely from spiking activity).

We take advantage of a unique clinical "opportunity" to work with neurosurgical patients undergoing implantation of electrodes for clinical reasons. Experiments are conducted intra-operatively with awake patients with movement disorders or in the ward, with epilepsy patients. Understanding the neuronal representation of human speech is essential for understanding the underlying mechanisms of speech disorders, for the development of new



Medial-frontal units that we have discovered, with high specificity to vowels. Raster plots and peri-stimulus time histograms of five units (rows) during the articulation of the five vowels a, e, i, u and o (columns). The response of each unit is specific to one or two vowels only. Red vertical dashed lines indicate speech onset. All vertical scale bars correspond to firing rates of 20 spikes/s (from: Tankus *et al.*, Nature Communications, 2012).

therapeutic procedures, and for restoration of the ability to speak. The research thus bears enormous potential to greatly improve the quality of life of millions of people around the globe.

### Publications

**A. Tankus**, I. Strauss, T. Gurevich, A. Mirelman, N. Giladi, I. Fried, J. M. Hausdorff. Subthalamic neurons encode both single- and multi-limb movements in Parkinson's disease patients. *Scientific Reports*, 7(42467), 2017.

**A. Tankus**, I. Fried. Degradation of neuronal encoding of speech in the subthalamic nucleus in Parkinson's disease. *Neurosurgery*, 2018.

**A. Tankus**, A. Mirelman, N. Giladi, I. Fried, J. M. Hausdorff. Pace of movement: the role of single neurons in the subthalamic nucleus. *Journal of Neurosurgery*, 2018.

### Chapter

**A. Tankus** and J.M. Hausdorff. Deep brain stimulation in Parkinson's disease: effects on gait and postural control. In F.A. Barbieri and R. Vítório, editors, *Locomotion and Posture in Older Adults – The Role of Aging and Movement Disorders*, Springer, Chapter 25, pages 385–396, 2017.



## Prof. Avraham Weizman, M.D.

Laboratory of Biological and Molecular Psychiatry  
Felsenstein Medical Research Center (FMRC)  
Faculty of Medicine  
Research Unit, Mental Health Center (GMHC)



weizmana@gmail.com

# Investigating the Biological Basis of Psychiatric Disorders

## Positions

Full Professor, Faculty of Medicine

Head of the Laboratory of Biological and Molecular Psychiatry, FMRC

Head of the Research Unit, GMHC

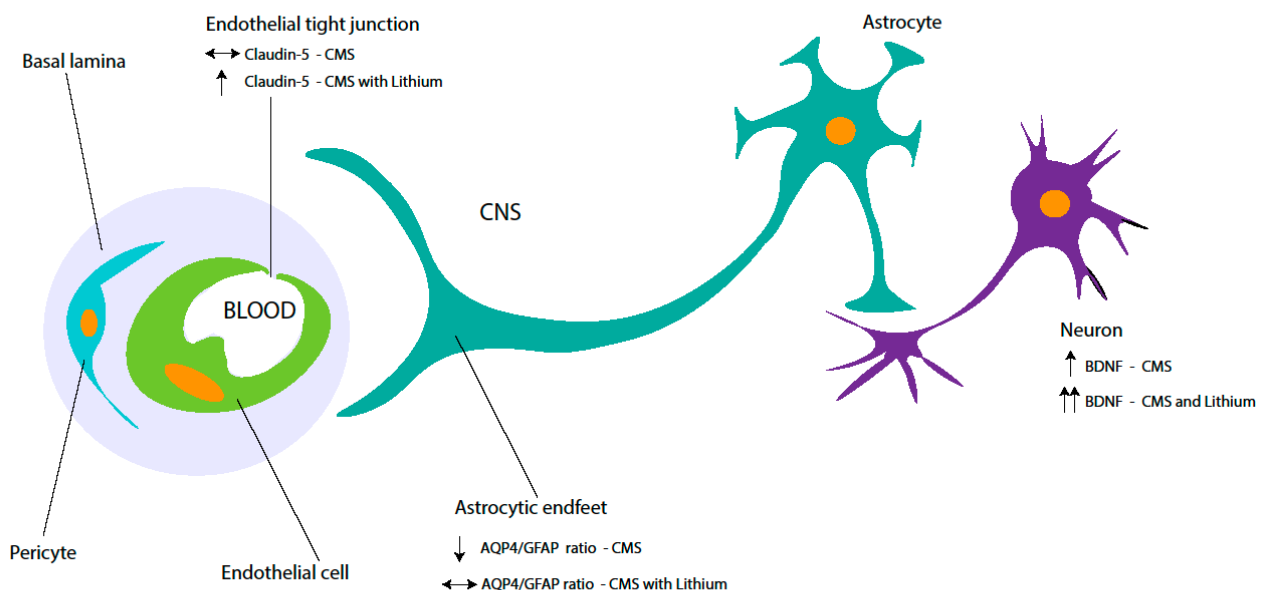
## Research

Our laboratory is driven by the belief that combining pre-clinical and clinical research is the key to modern translational research. We investigate brain mechanisms of mental disorders, currently focusing on neurodevelopmental disorders, development of new strategies for the treatment of psychotic disorders and psychopharmacology of mental disorders.

Our research goals are to identify genetic and environmental factors that contribute to the emergence of psychosis and depression, as well

as cognitive decline. To this end we study the role of genetic variants, neuro-anatomical changes, profiles of gene expression and neuro-endocrine and neuro-immune alterations in the pathophysiology of these disorders. We attempt to identify neural, molecular pathways and brain-circuits associated with pathological behaviors. The accumulated results are used to develop new therapeutic strategies based on novel targets.

In collaboration with Dr. Eldar Hochman from GMHC, Dr. Michal Taler and Dr. Shay Henry Hornfeld from FMRC, we found a novel lithium mechanism of action at the BBB. In another project we developed with Dr. Konstantin Bloch, Prof. Pnina Vardi and Dr. Shay Henry Hornfeld from the FMRC, a novel strategy for the treatment of Alzheimer-like metabolic dementia that responded to transplantation of pancreatic islets. In a series of pivotal studies in the field of drug addiction that was done in collaboration with Prof. Gal Yadid from Bar Ilan University, we demonstrated



Regulatory effect of lithium on hippocampal blood-brain barrier integrity in a rat model of depressive-like behavior.

that the neurosteroid DHEA can attenuate drug use in subjects with addictive behaviors. In collaboration with Prof. Moshe Gavish from the Technion we investigate the role of TSPO (translocator protein) in inflammation and brain diseases and we developed a liposomal delivery system for brain diseases. With Dr. Amir Krivoy from GMHC and Dr. Michal Taler we also found that the cognitive performance of treatment resistant schizophrenia patients maintained on clozapine, may benefit from the addition of vitamin D. Unfortunately, about third of the schizophrenia patients do not respond to antipsychotics and half of them will benefit from clozapine treatment. We intend to identify biological pathways of response and resistance to antipsychotic compounds, and especially to clozapine. We will employ various methods to analyze both human samples and animal models of schizophrenia.

We focus mainly on the neurobiology and the contribution of gene x environment interaction to the pathophysiology of severe mental disorders, including eating disorders, OCD, Tourette's disorder, major depression, anxiety disorders, suicidal behavior and schizophrenia.

On the neurogenetic level, Dr. Elena Michaelovsky and Dr. Miri Carmel from FMRC assess the efficacy and tolerability of psychopharmacological agents in the treatment of pediatric and adult mental disorders, especially psychotic and mood disorders.

In a collaboration with Prof. Doron Gothelf from Sheba Medical Center and Dr. Elena Michaelovsky and Dr. Miri Carmel from FMRC, we identified genetic and epigenetic pathways that may be involved in the emergence of psychosis in patients with 22q11.2DS. In collaboration with Dr. Maya Amitai, we investigate the role of genetic variants in the response of depressed/anxious children and adolescents to antidepressants using a pharmacogenetic approach. In collaboration with Dr. Noa Ben Aroya, we attempt to identify biomarkers of Tic disorders.

In our laboratory Dr. Elena Michaelovsky and Dr. Miri Carmel use a variety of molecular and bioinformatic approaches, including identification of de novo and hereditary mutations (CNVs, SNVs and ins/del), analyses of whole exome sequencing (WES), comparative genomic hybridization (CGH) array, epigenome-wide association study (EWAS), transcriptome screening, and cell cultures.

#### Publications (out of 150)

Poyurovsky M, **Weizman A**. Treatment of Antipsychotic-Induced Akathisia: Role of Serotonin

5-HT<sub>2a</sub> Receptor Antagonists. *Drugs*. 2020 May 8.

Gur S, Taler M, Bormant G, Blattberg D, Nitzan U, Vaknin-Dembinsky A, Brill L, Krivoy A, **Weizman A**, Hochman E. Lack of association between unipolar or bipolar depression and serum aquaporin-4 autoantibodies. *Brain Behav Immun*. 2020 May 5:S0889-1591(20)30495-5.

Kahana M, **Weizman A**, Gabay M, Loboda Y, Segal-Gavish H, Gavish A, Barhum Y, Offen D, Finberg J, Allon N, Gavish M. Liposome-based targeting of dopamine to the brain: a novel approach for the treatment of Parkinson's disease. *Mol Psychiatry*. 2020.

Zeineh N, Denora N, Laquintana V, Franco M, **Weizman A**, Gavish M. Efficaciousness of Low Affinity Compared to High Affinity TSPO Ligands in the Inhibition of Hypoxic Mitochondrial Cellular Damage Induced by Cobalt Chloride in Human Lung H1299 Cells. *Biomedicine*. 2020;8:E106.

Carmel M, Michaelovsky E, Weinberger R, Frisch A, Mekori-Domachevsky E, Gothelf D, **Weizman A**. Differential methylation of imprinting genes and MHC locus 22q11.2 deletion syndrome-related schizophrenia spectrum disorders. *World J Biol Psychiatry*. 2020:1-12.

Bloch K, Hornfeld SH, Dar S, Vanichkin A, Gil-Ad I, Vardi P, **Weizman A**. Long-term effects of intracranial islet grafting on cognitive functioning in a rat metabolic model of sporadic Alzheimer's disease-like dementia. *PLoS One*. 2020;15:e0227879.

Krivoy A, Satz J, Hornfeld SH, Bar L, Gaughran F, Shoval G, Hochman E, **Weizman A**, Taler M. Low levels of serum vitamin D in clozapine-treated schizophrenia patients are associated with high levels of the proinflammatory cytokine IL-6. *Int Clin Psychopharmacol*. 2020.

Amitai M, Taler M, Ben-Baruch R, Lebow M, Rotkopf R, Apter A, Fennig S, **Weizman A**, Chen A. Increased circulatory IL-6 during 8-week fluoxetine treatment is a risk factor for suicidal behaviors in youth. *Brain Behav Immun*. 2019 S0889-1591(19)31330-3.

Zeineh N, Nagler R, Gabay M, **Weizman A**, Gavish M. Effects of Cigarette Smoke on TSPO-related Mitochondrial Processes. *Cells*. 2019;8:694.

Cohen K, **Weizman A**, Weinstein A. Modulatory effects of cannabinoids on brain neurotransmission. *Eur J Neurosci*. 2019;50:2322-2345.

Monga S, Nagler R, Amara R, **Weizman A**, Gavish M. Inhibitory effects of the two novel TSPO ligands 2-Cl-MGV-1 and MGV-1 on LPS-induced microglial

activation. *Cells*. 2019; 8:486. doi: 10.3390/cells8050486.

Bloch K, Dar S, Vanichkin A, Gil-Ad I, Vardi P, **Weizman A**. Trafficking of grafted pancreatic islets into the brain lateral ventricles: implications for cognition. *Transplantation*. 2019;103:e137-e138.

Michaelovsky E, Carmel M, Frisch A, Salmon-Divon M, Pasmanik-Chor M, **Weizman A**, Gothelf D. Risk gene-set and pathways in 22q11.2 deletion-related schizophrenia: a genealogical molecular approach. *Transl Psychiatry*. 2019;9:15. doi: 10.1038/s41398-018-0354-9.

Azrad M, Zeineh N, **Weizman A**, Veenman L, Gavish M. The TSPO Ligands 2-CI-MGV-1, MGV-1, and PK11195 Differentially Suppress the Inflammatory Response of BV-2 Microglial Cell to LPS. *Int J Mol Sci*. 2019;20:E594.

Poyurovsky M, **Weizman A**. Very Low-Dose Mirtazapine (7.5 mg) in treatment of acute antipsychotic-associated akathisia. *J Clin Psychopharmacol*. 2018;38:609-611.

Lax E, Warhaftig G, Ohana D, Maayan R, Delayahu Y, Roska P, Ponizovsky AM, **Weizman A**, Yadid G, Szyf M. A DNA methylation signature of addiction in T cells and its reversal with DHEA intervention. *Front Mol Neurosci*. 2018;11:322.

Bloch K, Gil-Ad I, Vanichkin A, Hornfeld SH, Taler M, Dar S, Azarov D, Vardi P, **Weizman A**. Intracranial transplantation of pancreatic islets attenuates cognitive and peripheral metabolic dysfunctions in a rat model of sporadic Alzheimer's Disease. *J Alzheimers Dis*. 2018;65:1445-1458.

Poleg S, Golubchik P, Offen D, **Weizman A**. Cannabidiol as a suggested candidate for treatment of autism spectrum disorder. *Prog Neuropsychopharmacol Biol Psychiatry*. 2019;89:90-96.

Yadid G, Ahdoot-Levi H, Bareli T, Maayan R, **Weizman A**. Dehydroepiandrosterone and addiction. *Vitam Horm*. 2018;108:385-412.

Golubchik P, Levy T, **Weizman A**. The effect of methylphenidate treatment on psychopathic behavior of patients having attention-deficit hyperactivity

disorder with and without oppositional defiant disorder. *Int Clin Psychopharmacol*. 2018;33:330-333.

Mekori-Domachevsky E, Taler M, Shoenfeld Y, Gurevich M, Sonis P, Weisman O, **Weizman A**, Gothelf D. Elevated Proinflammatory Markers in 22q11.2 Deletion Syndrome are associated with psychosis and cognitive deficits. *J Clin Psychiatry*. 2017 Nov/Dec;78(9):e1219-e1225.

Bloch K, Gil-Ad I, Vanichkin A, Hornfeld SH, Koroukhov N, Taler M, Vardi P, **Weizman A**. Intracerebroventricular streptozotocin induces obesity and dementia in Lewis Rats: Rat model of dementia associated with obesity. *J Alzheimers Dis*. 2017;60:121-136.11:3263-3272.

Krivoy A, Hochman E, Sendt KV, Hollander S, Vilner Y, Selakovic M, **Weizman A**, Taler M. Association between serum levels of glutamate and neurotrophic factors and response to clozapine treatment. *Schizophr Res*. 2018;192:226-231.

Yuhas Y, Ashkenazi S, Berent E, **Weizman A**. Ketamine upregulates eNOS expression in human astroglial A172 cells: Possible role in its antidepressive properties. *J Neuroimmunol*. 2017;305:75-81.

Weinstein A, Livny A, **Weizman A**. New developments in brain research of internet and gaming disorder. *Neurosci Biobehav Rev*. 2017;75:314-330.

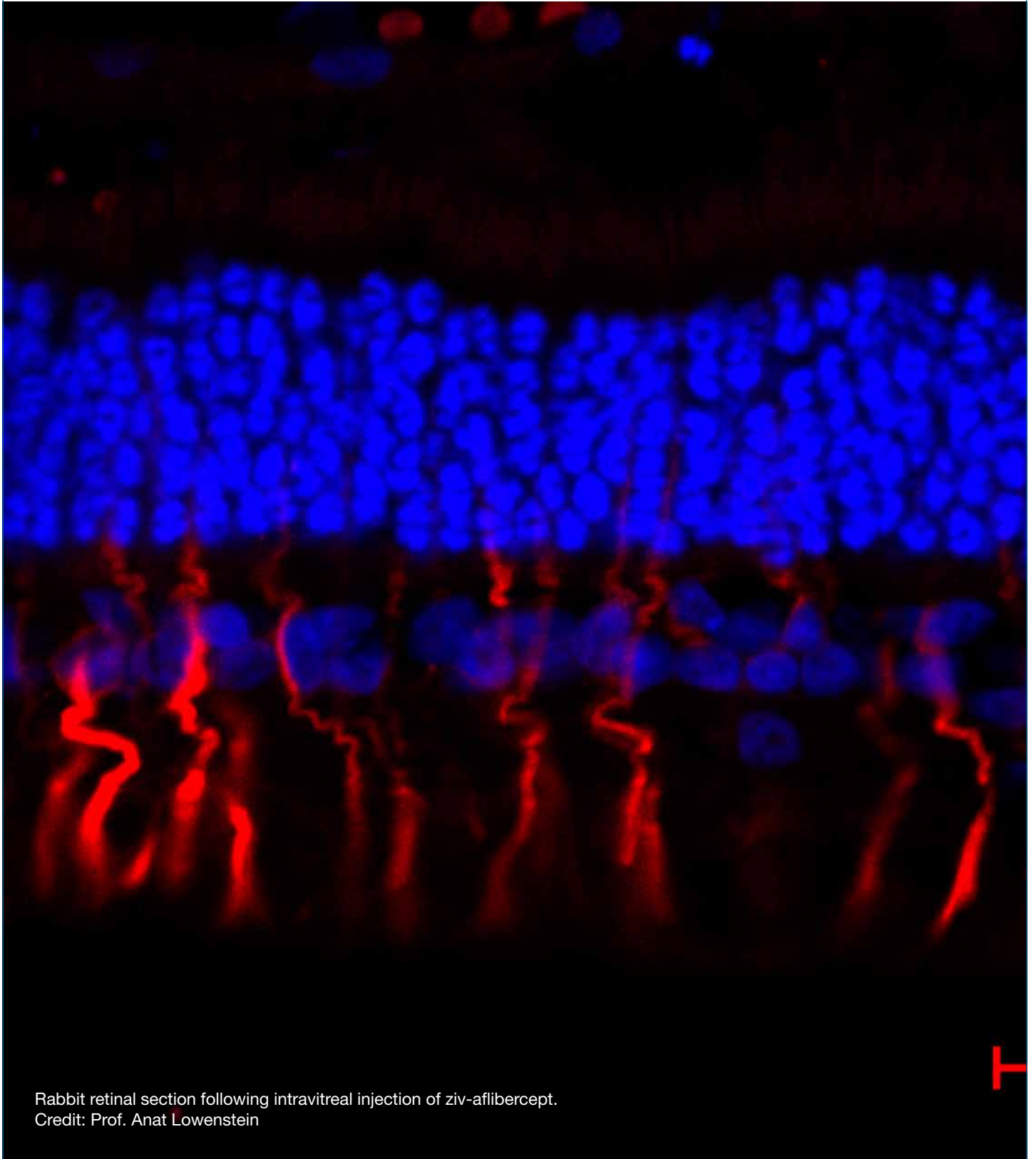
Weinstein A, Livny-Ezer A, **Weizman A**. Brain imaging studies on the cognitive, pharmacological and neurobiological effects of cannabis in humans: Evidence from studies of adult users. *Curr Pharm Des*. 2016;22:6366-6379.

Ohana D, Maayan R, Delayahu Y, Roska P, Ponizovsky AM, **Weizman A**, Yadid G, Yechiam E. Effect of dehydroepiandrosterone add-on therapy on mood, decision making and subsequent relapse of polydrug users. *Addict Biol*. 2016;21:885-94.

#### Grants

2018 – 2020 Mayer Foundation for Scientific Research

# Ophthalmology



Rabbit retinal section following intravitreal injection of ziv-aflibercept.  
Credit: Prof. Anat Lowenstein

## Prof. Adiel Barak, M.D.

Vitro-Retinal Surgery Unit, Tel Aviv Medical Center



Email: adielbarak@gmail.com

## Dr. Aya Barzelay, M.D., Ph.D.

Department of Ophthalmology, Tel Aviv Medical Center



Aya.barzelay@gmail.com

### Positions, Prof. Adiel Barak

Head, Vitro-Retinal Surgery Unit, Tel Aviv Medical Center

Head, Research team

Department of Ophthalmology

Stem Cells Laboratory of Ophthalmology

### Positions, Dr. Aya Barzelay, M.D., Ph.D.

Head, Research team

Department of Ophthalmology

Stem Cells Laboratory of Ophthalmology

### Research

Development of novel stem cells therapy for retinal degeneration diseases using mesenchymal stem cells that are isolated from subcutaneous fat of patients. Development of minimally invasive methods to isolate stem cells from the patient. Growing stem cells at the laboratory and studying their ability to develop into retinal cells. Developing methods to transplant stem cells into mice retinas in mice models of retinal degeneration.

Main research topics

- To isolate and characterize human adipose tissue derived mesenchymal stem cells from patients.
- developing minimally invasive methods for isolation and transplantation of stem cells to the patient
- Induce differentiation of ASCs into retinal cells. Designated for retinal transplantations of differentiated ASCs.

- Study the paracrine activity of ASCs in the hypoxic environment. Designated for retinal transplantations of activated ASCs.
- Evaluate the therapeutic potential of stem cells transplantations to retina in animal model of Retinal degeneration

Team

Prof. Adiel Barak, M.D.

Dr. Aya Barzelay, M.D., Ph.D.

### Publications

**Barzelay A**, Weisthal Algor S, Katz S, Niztan A, Mezaad-Koursh D, Neudorfer M, Goldstein M, Meilik B, Loewenstein A, Barak A. Adipose derived mesenchymal stem cells migrate and rescue RPE in the setting of oxidative stress". *Stem Cells Int*, 2018.

Antheby R, **Barzelay A**, Barak A. Vitrectomy in patients 85 years of age and older: surgical outcomes and visual prognosis. *Clin Interv Aging*. 2018;13:243-249.

Leshno A, **Barzelay A**, Barak A, Neudorfer M. Diagnosis of peripheral retinoschisis using ultrasound biomicroscopy, *Ophth Surg Lasers Imaging Retina*, 2019.

**Barzelay A**, Levy R, Kohn E, Sella M, Shani N, Meilik B, Gur E, Loewenstein A, Barak A. High glucose in culture media of adipose derived mesenchymal stem cells – gene expression alteration and early senescence. *Stem Cell Regen Med*. 2020.





**Prof. Irit Bahar, M.D.**

Rabin Medical Center



iritba2@clalit.org.il,

**Prof. Tami Livnat, Ph.D.**

Rabin Medical Center



livnatami@gmail.com

## Research of ocular diseases pathogenesis and treatments

### Positions

Prof. Irit Bahar, M.D.

Professor, School of Medicine

Prof. Tami Livnat, Ph.D.

Associate Professor, School of Medicine

### Research team

**Yael Nisgav, M.Sc.:** Senior Researcher

**Prof. Michal Kramer, M.D.:** Head of Uveitis Service, Rabin Medical Center

**Prof. Hadas Kalish, M.D.:** Head of Neuro-Ophthalmology Service, Rabin Medical Center

**Eitan Livny, M.D.:** Head of Cornea Service. Rabin Medical Center

**Alon Zahavi, M.D.:** Attending Physician, Glaucoma Service, Rabin Medical Center

**Seniors and residents of the Ophthalmology Department, Rabin Medical Center**

### Research

Our unique research group aims to study physiological and pathological processes in the eye, and to establish new approaches for treatment of ocular pathologies. We focus on ocular pathologies involving bleeding, impairment of blood retina barriers and growth of pathological blood vessels. The laboratory composes of a few study groups that focus on different compartments of the eye; e.g. retina, cornea, optic nerve etc.

Aiming to study choroidal neovascularization (CNV), we established a modification of the common method of CNV induction in animal models. Using an animal-based models, we are trying to expand our knowledge of CNV etiology and find a new therapeutic approach. We found a tight and reciprocal interactions between coagulation and inflammation. We have recently found that intraocular injection of coagulation inhibitor Activated Protein C (APC) significantly inhibited CNV formation and holds therapeutic potential. We demonstrated for the first time the existence of NETosis in cytokine-induced ocular inflammation in a mouse model and human samples. Using chemical burn-induced neovascularization in a rat or rabbit



models we established an effective treatment for corneal neovascularization that warrants further study for potential use in humans. The neuro-ophthalmology section of our lab focuses on neuroimmunology, demyelinating disease progression, and basic research using murine model of experimental encephalomyelitis.

We are studying the involvement of the innate immune system and inflammatory cytokine in the modulation of acute and chronic uveitis. Currently we are establishing the model of Experimental Autoimmune Uveitis in mice (EAU), and research new therapeutic modalities in this model.

### Publications

**Livnat T**, Weinberger Y, Fernández JA, Bashir As, Ben-David G, Palevski D, Levy-Mendelovich S, Kenet G, Budnik I, Nisgav Y, Griffin JH, Weinberger D. Regression of choroidal neovascularization (CNV) induced by activated protein C (APC) and 3K3A APC is mediated by VEGF reduction. *Biomolecules*. 2021;11(3):358.

Achiron A, Nahum Y, Adler A, Nisgav Y, **Bahar I**, Livny E. Punching a graft for descemet membrane endothelial keratoplasty onto a contact lens reduces endothelial cell loss at the graft's margin. *Cornea*. 2020 39(8):1027-1030.

Pozyuchenko K, Shouchane-Blum K, Brody J, Lazdon E, Yassur I, Nisgav Y, Frenkel D, Stiebel-Kalish H. Investigating animal models of optic neuropathy: An accurate method for optic nerve and chiasm dissection in mice. *J Neurosci Methods*. 2020;331:108527.

Sternfeld A, Bialer OY, Keidar D, Megiddo E, Budnik I, Stiebel-Kalish H, **Livnat T**. A single low-dose of methylphenidate improves abnormal visual field testing. *Curr Eye Res*. 2020:1-8.

Dan-Brezis I, Zahavi A, Axer-Siegel R, Nisgav Y, Dahbash M, Weinberger D, Ehrlich R, **Livnat T**. Inflammation, angiogenesis and coagulation interplay in a variety of retinal diseases. *Acta Ophthalmol*. 2019.

**Livnat T**, Weinberger Y, Budnik I, Deitch I, Dahbash M, Sella R, Dardik R, Kenet G, Nisgav Y, Weinberger D. Activated protein C induces suppression and regression of choroidal neovascularization- A murine model. *Exp Eye Res*. 2019;186:107695.

Eiger-Moscovich M, Livny E, Sella R, Gal-Or O, Nisgav Y, **Livnat T**, **Bahar I**. Comparison of Subconjunctival Aflibercept and Betamethasone for the Treatment

of Formed Corneal Neovascularization in a Rabbit Model. *Ophthalmic Res*. 2019;62(2):116-122.

Zahavi A, Weiss S, Vieyra M, Nicholson JD, Muhsinoglu O, Barinfeld O, Zadok D, Goldenberg-Cohen N. Ocular effects of sildenafil in naïve mice and a mouse model of optic nerve crush. *Invest Ophthalmol Vis Sci*. 2019;60(6):1987-1995.

Dahbash M, Sella R, Megiddo-Barnir E, Nisgav Y, Tarasenko N, Weinberger D, Rephaeli A, **Livnat T**. The Histone Deacetylase Inhibitor AN7, attenuates choroidal neovascularization in a mouse model. *Int J Mol Sci*. 2019;20(3):714.

Barliya T, Sandalon S, Ofri R, **Livnat T**, Weinberger D. Transcleral approach for closing retinal tears using DuraSeal™ hydrogel sealant. *Indian J Ophthalmol*. 2018;66(2):238-243.

Barliya T, Dardik R, Nisgav Y, Dachbash M, Gatton D, Kenet G, Ehrlich R, Weinberger D, **Livnat T**. Possible involvement of NETosis in inflammatory processes in the eye: Evidence from a small cohort of patients. *Mol Vis*. 2017;23:922-932.

Weinberger D, Bor-Shavit E, Barliya T, Dahbash M, Kinrot O, Gatton DD, Nisgav Y, **Livnat T**. Mobile laser indirect ophthalmoscope: For the Induction of choroidal neovascularization in a mouse model. *Curr Eye Res*. 2017 ;42(11):1545-1551.

Tal K, Dotan A, Nisgav Y, Dachbash M, Gal-Or O, Ehrlich R, Gatton DD, Weinberger D, **Livnat T**. Retinal penetration of intravitreally injected tissue plasminogen activator: A rat model study. *Ophthalmic Res*. 2018;59(4):235-240.

Ehrlich R, Zahavi A, Axer-Siegel R, Budnik I, Dreznik A, Dahbash M, Nisgav Y, Megiddo E, Kenet G, Weinberger D, **Livnat T**. Correlation between Interleukin-6 and Thrombin-Antithrombin III complex levels in retinal diseases. *Curr Eye Res*. 2017 ;42(9):1269-1272.

Barliya T, Ofri R, Sandalon S, Weinberger D, **Livnat T**. Changes in retinal function and cellular remodeling following experimental retinal detachment in a rabbit model. *J Ophthalmol*. 2017;2017:4046597.

Schaap-Fogler M, **Bahar I**, Rephaeli A, Dahbash M, Nudelman A, Livny E, Barliya T, Nisgav Y, **Livnat T**. Effect of Histone Deacetylase Inhibitor, Butyroyloxymethyl-Diethyl Phosphate (AN-7), on corneal neovascularization in a mouse model. *J Ocul Pharmacol Ther*. 2017;33(6):480-486.



## Prof. Anat Loewenstein, M.D.

Tel Aviv Sourasky Medical Center  
Department of Ophthalmology  
Faculty of Medicine



anat@tlvmc.gov.il

# Investigating Age-Related Macular Edema and Diabetic Retinopathy

## Positions

Professor of Ophthalmology, Faculty of Medicine

Assistant Dean, Faculty of Medicine

Head, Department of Ophthalmology

Incumbent, Sydney A. Fox Chair in Ophthalmology

President, Israeli Ophthalmological Society

Associate editor, *International Journal of Retina and Vitreous*

Editor in Chief, *Case Reports in Ophthalmology*

Chairperson, National Ethics Review Board Committee, State of Israel Ministry of Health

Board member, Israeli Council of Surgery and Anesthesia

Chair, Academia Ophthalmologica Internationalis

General Secretary of the Board, Euretina Society

International Committee Member, Macula Society

## Research

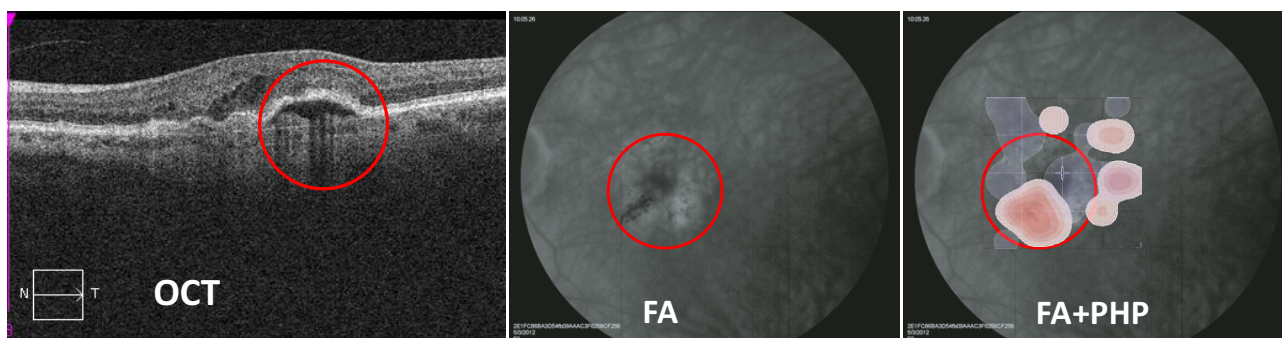
### Publications

Veritti D, Sarao V, Francescutti L, Rota N, **Loewenstein A**, Borrelli E, Sadda S, Lanzetta P. Optical coherence tomography angiography findings in diabetic retinopathy. *Expert Rev Ophthalmol.* 2017;12:475-484.

Bar-Sela SM, Zayit-Soudry S, Massarweh A, Mane I, Perlman I, **Loewenstein A**. Retinal toxicity of intravitreal melphalan in albino rabbits. *J Clin Exp Ophthalmol.* 2018;9(1):707.

Zur D, Iglicki M, Busch C, Inverinizzi A, Mariussi M, **Loewenstein A**, International Retina Group. OCT biomarkers as functional outcome predictors in diabetic macular edema treated with dexamethasone implant. *Ophthalmology.* 2018;125:267-275.

Iglicki M, Busch C, Zur D, Okada M, Mariussi M, Chhablani JK, Cebeci Z, Fraser-Bell S, Chaikitmongkol V, Couturier A, Giampoli E, Lupidi M, Rodriguez-Valdés PJ, Rehak M, Fung AT, Goldstein



Retinal imaging (Optical coherence tomography- OCT and Fluorescein angiography- FA) of a very early neovascular macular degeneration lesion detected by the preferential hyperacuity perimetry technology developed for early detection of macular degeneration.

- M, **Loewenstein A**. Dexamethasone implant for diabetic macular edema in naïve compared with refractory eyes: The International Retina Group Real-Life 24-month multicenter study. The IRGREL-DEX study. *Retina*. 2019;39:44-51
- Iglicki M, Zur D, Busch C, Okada M, **Loewenstein A**. Progression of diabetic retinopathy severity after treatment with dexamethasone implant: a 24-month cohort study the “DR-Pro-DEX Study”. *Acta Diabetologica*. 2018;55:541-547.
- Iglicki M, Lavaque A, Ozimek M, Negri HP, Okada M, Chhablani J, Busch C, **Loewenstein A**, Zur D. Biomarkers and predictors for functional and anatomic outcomes for small gauge pars plana vitrectomy and peeling of the internal limiting membrane in naïve diabetic macular edema: The VITAL Study. *PLoS One*. 13(7).
- Sarao V, Veritti D, Maurutto E, Rassu N, Borrelli E, **Loewenstein A**, Sadda S, Lanzetta P. Pharmacotherapeutic management of macular edema in diabetic subjects undergoing cataract surgery. *Expert Opin Pharmacother*. 2018;19:1551-1563.
- Lisnayansky M, Kapelushnik N, Ben-Bassat A, Marom M, Khananshvili D, **Loewenstein A**, Giladi M, Haitin Y. Reduced activity of Geranylgeranyl diphosphate synthase mutant is involved in bisphosphonate-induced atypical fractures. *Mol Pharmacol*. 2018;94:1-10.
- Sharma A, Reddy P, Kuppermann BD, Bandello F, Loewenstein A. Biosimilars in ophthalmology: “Is there a big change on the horizon?” *Clin Ophthalmol*. 2018;12:2137-2143.
- Barzelay A, Weisthal Algor S, Nitzan A, Katz S, Benhamou M, Nakdimon I, Azmon N, Gozlan S, Mezaad-Koursh D, Neudorfer M, Goldstein M, Meilik B, **Loewenstein A**, Barak A. Adipose-derived mesenchymal stem cells migrate and rescue RPE in the setting of oxidative stress. *Stem Cells Int*. 2018.
- Rabina G, Barequet D, Mimouni M, Rabinovitch Y, Wolf Y, Barak A, **Loewenstein A**, Schwartz S. Carotid artery endarterectomy effect on choroidal thickness: One-year follow up. *J Ophthalmol*. 2018.
- Moisseiev E, **Loewenstein A**. novel long-acting pharmacotherapy for exudative age related macular degeneration. *Curr Pharm Des*. 2018;24(41): 4860-4863
- Rabina G, Azem N, Barequet D, Barak A, **Loewenstein A**, Schwartz S. Silicone oil tamponade effect on macular layer thickness and visual acuity. *Retina*. 2020; 40(5):998-1004.
- Moisseiev E, **Loewenstein A**. [Intravitreal Injection – A Small Procedure for the Eye, A Giant Leap for Ophthalmology]. *Harefuah*. 2019;158(2): 121-125.
- Cohen E, Rosenblatt A, Bornstein S, **Loewenstein A**, Barak A, Schwartz S. Wide-angled endoillumination vs. traditional scleral buckling surgery for retinal detachment – a comparative study. *Clin Ophthalmol*. 2019;13: 287-293.
- Sharma A, Kumar N, Kuppermann B, Bandello F, **Loewenstein A**. Biologics, biosimilars, and boibetters: Different terms or different drugs? *Eye*. 2019;33:1032-1034.
- Moisseiev E, **Loewenstein A**, Moshiri A, Yiu G. The management of retinal detachment: Techniques and perspectives 2018. *J Ophthalmol*. 2019.
- Busch C, Iglicki M, Okada M, Gabrielle PH, Cohen S, Mariussi M, Amphornphruet A, Cebeci Z, Chaikitmongkol V, Couturier A, Fraser-Bell S, Fung AT, Iannetta D, Radecka L, Lains I, Rodrigues TM, Lupidi M, Ozimek M, Sala-Puigdollers, Rehak M, **Loewenstein A**, Zur D. Causative pathogens of endophthalmitis after intravitreal anti-VEGF Injection: An international multicenter trial. *Ophthalmologica*. 2019;241(4): 211-219.
- Busch C, Fraser-Bell S, Zur D, Rodriguez-Valdes PJ, Cebeci Z, Lupidi M, Fung AT, Gabrielle PH, Giacipoli E, Chaikitmongkol V, Okada M, Lains I, Santos AR, Kunavisarut P, Sala-Puigdollers A, Chhablani J, Ozimek M, Hilely A, Unterlauff JD, **Loewenstein A**, Iglicki M, Rehak M; International Retina Group. Real-world outcomes of observation and treatment in diabetic macular edema with very good visual acuity: the OBTAIN Study. *Acta Diabetol*. 2019;56(7): 777-784
- Sharma A, Kumar N, Kuppermann BD, Bandello F, **Loewenstein A**. Biotherapeutics and Immunogenicity: Ophthalmic Perspective. *Eye (Lond)*. 2019;33(9): 1359-1361.
- Zur D, Iglicki M, **Loewenstein A**. The role of steroids in the management of diabetic macular edema. *Ophthalmic Res*. 2019;62(4): 231-236.
- Iglicki M, Zur D, Fung A, Gabrielle PH, Lupidi M, Santos R, Busch C, Rehak M, Cebeci Z, Charles M, Masarwa D, Schwartz S, Barak A, **Loewenstein A** for the International Retina Group. TRActional Diabetic reTInal detachment surgery with co-adjuvant intravitreal dexamethasONE implant: the TRADITION STUDY. *Acta Diabetol*. 2019;56 (10): 1141-1147.
- Sharma A, Kumar N, Bandello F, **Loewenstein A**, Freund KB. Understanding intravitreal silicone

- oil droplets due to intravitreal injections. *Retina*. 2019;39(7): 1233-1235.
- Kodjikian L, Belloccq D, Bandello F, **Loewenstein A**, Chakravarthy u, Koh A, Augustin A, de Smet MD, Chhablani J, Tufail A, Garcia-Layana A, Sudhalkar A, Mathis T. First-line treatment algorithm and guidelines in center-involving diabetic macular edema. *Eur J Ophthalmol*. 2019;29(6): 573-584.
- Sadda S, Campbell J, Dugel P, Holekamp N, Kiss S, **Loewenstein A**, Augustin A, Shih V, Xu X, Wykoff C, Whitcup S. Relationship between duration and extent of edema and visual acuity outcome with ranibizumab in diabetic macular edema: a post hoc analysis of protocol I data. *Eye (Lond)*. 2020; 34: 480-490.
- Sharma A, Kuppermann B, Bandello F, **Loewenstein A**. Understanding biosimilars and its regulatory aspects across the globe: An ophthalmology perspective. *Br J Ophthalmol*. 2020;104(1): 2-7.
- Korobelnik JF, Lu C, Katz TA, Dhoot DS, **Loewenstein A**, Arnold J, Staurengi G. Effect of baseline subretinal fluid on treatment outcomes in VIVID-DME and VISTA-DME studies. *Ophthalmol. Retina*. 2019;3:663-669.
- Iglicki M, **Loewenstein A**, Barak A, Schwartz S, Zur D. Outer Retinal Hyperreflective Deposits (ORYD): a new OCT feature in Naive Diabetic Macular Oedema after PPV with ILM Peeling. *Br J Ophthalmol*. 2019-314523.
- Schmidt-Erfurth U, Garcia-Arumi J, Gerendas BS, Midena E, Sivaprasad S, Tadayoni R, Wolf S, **Loewenstein A**. Guidelines for the management of retinal vein occlusion by the European Society of Retina Specialists (EURETINA). *Ophthmologica*. 2019;242(3): 123-162.
- Lisnyansky M, Yariv E, Segal O, Marom M, **Loewenstein A**, Ben-Tal N, Giladi M, Haitin Y. Metal coordination is crucial for geranylgeranyl diphosphate synthase-bisphosphonate interactions: a crystallographic and computational analysis. *Mol Pharmacol*. 2019;96(5): 580-588.
- Lisnyansky Bar-El M, Lee SY, Ki AY, Kapelushnik N, **Loewenstein A**, Chung KY, Schneidman-Duhovny D, Giladi M, Newman H, Haitin Y. Structural characterization of full-length human dehydrodolichyl diphosphate using an integrative computational and experimental approach. *Biomolecules*. 2019;9(11):E660.
- Trivizki O, Zur D, Goldenberg D, Rabina G, Fleissig E, Barak A, Shulman S, **Loewenstein A**, Schwartz S. A Novel finding of hyperreflective material in the silicone-retina interface: An optical coherence tomography and histopathological study. *Retina* 2019.
- Sharma A, Kumar N, Kuppermann BD, Bandello F, **Loewenstein A**. Faricimab: Expanding horizon beyond VEGF. *Eye (Lond)*. 2019.
- Sharma A, Parachuri N, Kumar N, Kuppermann BD, Bandello F, **Loewenstein A**, Regillo CD. Diabetic macular edema management: A potential cost-effective treatment strategy to be explored. *Ophthalmol Retina*. 2019;3(11): 1009-1011
- Moisseiev E, **Loewenstein A**. How to manage patients with center-involving diabetic macular edema and good visual acuity? An answer to a common clinical question. *Eye (Lond)*. 2019;33(11): 1677-1678.
- Busch C, Fraser-Bell S, Iglicki M, Lupidi M, Couturier A, Chaikitmongkol V, Giancipoli E, Rodrigues-Valdes PJ, Gabrielle PH, Lains I, Santos AR, Cebeci Z, Amphornphruet A, Degenhardt V, Untrlaufft JD, Cagini C, Mane-Tauty V, D'Amico Ricci G, Hindi I, Agrawal KK, Chhablani J, **Loewenstein A**, Zur D, Rehak M; International Retina Group. Real-world outcomes of non-reponding diabetic macular edema treated with continued anti-VEGF therapy versus early switch to dexamethasone implant: 2-year results. *Acta Diabetol*. 2019;56(12):1341-1350.
- Sharma A, Kuppermann BD, Bandello F, Lanzetta P, Zur D, Park SW, Yu HG, Saravanan VR, Zacharias AK, Barreira AK, Iglicki M, Miassi F, Veritti D, Tsao S, Makam D, Jain N, **Loewenstein A**. Intraocular Pressure (IOP) after Intravitreal Dexamethasone Implant (Ozurdex) amongst different geographic populations-GEODEX-IOP study. *Eye (Lond)*. 2019.
- Sharma A, Kumar N, Bandello F, **Loewenstein A**, Kuppermann BD. Need of education on biosimilars amongst ophthalmologists: combating the nocebo effect. *Eye (Lond)*. 2019.
- Weinberg T, **Loewenstein A**. The role of steroids in treating diabetic macular oedema in the era of anti-VEGF. *Eye (Lond)*. 2019.
- Sharma A, Hafeez Faridi M, Kumar N, Parachuri N, Sharma R, Kuppermann BD, Bandello F, **Loewenstein A**, Regillo CD. immunogenicity and efficacy after switching from original ranibizumab to a ranibizumab biosimilar: Real-world data. *Eye (Lond)*. 2020;34(6):1008-1009.
- Wong DT, Lambrou GN, **Loewenstein A**, Pearce I, Okada AA. Suspending treatment of neovascular age-related macular degeneration in cases of futility. *Retina*. 2019.

- Moisseiev E, **Loewenstein A**. Initial treatment of macular oedema due to central vein occlusion- which anti-VEGF agent to choose? *Eye (Lond)*. 2020;34(2): 219-220.
- Sharma A, Kumar N, Kuppermann BD, **Loewenstein A**, Bandello F. Brolucizumab: is extended VEGF suppression on the horizon? *Eye (Lond)*. 2020;34(3): 424-426.
- Moisseiev E, **Loewenstein A**. Abicipar Pegol- a novel anti-VEGF therapy with a long duration of action. *Eye (Lond)*. 2020; 34(4): 605-606.
- Sharma A, Kumar N, Kuppermann BD, Bandello F, **Loewenstein A**. Ophthalmic biosimilars and biologics-role of endotoxins. *Eye (Lond)*. 2020; 34(4): 614-615.
- Zur D, Iglicki M, Sala-Puigdollers A, Chhablani J, Lupidi M, Fraser-Bell S, Mendes TS, Chaikitmongkol V, Cebeci Z, Dollberg D, Busch C, Invernizzi A, Habet-Wilner Z, **Loewenstein A** for the International Retina Group. Disorganization of retinal inner layers as a biomarker in patients with diabetic macular oedema treated with dexamethasone implant. *Acta Ophthalmol*. 2020;98(2): e217-e223.
- Rosenblatt A, Udaondo P, Cunha-Vaz J, Sivaprasad S, Bandello F, Lanzetta P, Kodjikian L, Goldstein M, Habet-Wilner Z, **Loewenstein A**; ARTES Study Group. A collaborative retrospective study on the efficacy and safety on intravitreal dexamethasone implant (ozurdex) in patients with diabetic macular edema: The European DME registry study. *Ophthalmology*. 2020;127(3): 377-393.
- Wong TY, Lanzetta P, Bandello F, Eldem B, Navarro R, Lovestam-Adrian M, **Loewenstein A**. Current concepts and modalities for monitoring the fellow eye in neovascular age-related macular degeneration: An expert panel consensus. *Retina*. 2020;40(4): 599-611.
- Leshno A, Stolovitch C, Barak A, **Loewenstein A**, Mezaad-Koursh D. Pediatric Publication Trends in Leading GENERAL Ophthalmology Journals for 20 Years. *J Pediatr Ophthalmol Stabismus*. 2020;57(2): 78-84.
- Kaur R, Singh H, Samira S, Kumar N, Parachuri N, Sharma R, Francesco B [sic], **Loewenstein A**, Bilongy Y, Hafees Faridi M, Sharma A. III RetCam assisted smartphone-based fundus imaging (MSFI)-A boon for paediatric retinal imaging. *Eye (Lond)*. 2020.
- Busch C, Okada M, Zur D, Fraser-Bell S, Rodriguez-Valdes PJ, Cebeci Z, Lupidi M, Fung AT, Gabrielle PH, Giancipoli E, Chaikitmongkol V, Lains I, Santos AR, Kunavisarut P, Sala-Puigdollers A, Chhablani J, Ozimek M, Hilely A, Degenhardt V, **Loewenstein A**, Iglicki M, Rehak M; International Retinsia Group. Baseline predictors for visual acuity loss during observation in diabetic macular oedema with good baseline visual acuity. *Acta Ophthalmol*. 2020.
- Sharma A, Parachuri N, Kumar N, Sharma R, Bandello F, Kuppermann BD, **Loewenstein A**. Brolucizumab-key learnings from HAWK and HARRIER. *Eye (Lond)*. 2020.
- Lankry P, **Loewenstein A**, Moisseiev E. Outcomes following laser retinopexy for retinal tears: a comparative study between trainees and specialists. *Ophthalmologica*. 2020.
- Lanzetta P, Sarao V, Scanlon PH, Barratt J, Porta M, Bandello F, **Loewenstein A**, on behalf of the Vision Academy. Fundamental principles of an effective diabetic retinopathy screening program. *Acta Diabetol*. 2020.
- Zur D, Frenkel S, Leshno A, Iglicki M, Ben-Artzi Cohen N, Khoury A, Martínez Cartier M, Barak A, Moroz I, **Loewenstein A**, Neudorfer M, Vishnevskia-Dai V. Subretinal fluid optical density and spectral-domain optical coherence tomography characteristics for the diagnosis of circumscribed choroidal hemangioma. *Ophthalmologica*. 2019;241(4):195-201.
- Dugel PU, Campbell JH, Kiss S, **Loewenstein A**, Shih V, Xu X, Holekamp NM, Augustin AJ, Ho AC, Gonzalez VH, Whitcup SM. Association between early anatomic response to anti-vascular endothelial growth factor therapy and long-term outcome in diabetic macular edema: An independent analysis of Protocol I study data. *Retina*. 2019;39(1):88-97.
- Benyamini S, **Loewenstein A**, Moisseiev E. Evaluation of accuracy and uniformity of the nomenclature of vitreoretinal interface disorders. *Retina*. 2019.
- Sharma A, Parachuri N, Kumar N, Kuppermann BD, Bandello F, **Loewenstein A**, Regillo CD. Subfoveal neurosensory detachment flattening and observe (SNF-Ob): A novel approach in diabetic macular edema management: A Potential cost-effective treatment strategy to be explored. *Ophthalmol Retina*. 2019;3(11):1009-1011.
- Iglicki M, Busch C, **Loewenstein A**, Fung AT, Invernizzi A, Mariussi M, Arias R, Gabrielle PH, Cebeci Z, Okada M, Nawrocki J, Michalewska Z, Goldstein M, Barak A, Zur D. Underdiagnosed optic disk pit maculopathy: Spectral domain optical coherence tomography features for accurate diagnosis. *Retina*. 2019;39(11):2161-2166.

- Sharma A, Kumar N, Parachuri N, Sharma R, Bandello F, Kuppermann BD, **Loewenstein A**. Brolucizumab and immunogenicity. *Eye (Lond)*. 2020.
- Iglicki M, Zur D, Negri HP, Esteves J, Arias R, Holsman E, **Loewenstein A**, Busch C. Results in comparison between 30 gauge ultrathin wall and 27 gauge needle in sutureless intraocular lens flanged technique in diabetic patients: 24-month follow-up study. *Acta Diabetol*. 2020.
- Sharma A, Parachuri N, Kumar N, Sharma R, Bandello F, Kuppermann BD, **Loewenstein A**. Brolucizumab-another anti-VEGF or beyond. *Eye (Lond)*. 2020.
- Korobelnik JF, **Loewenstein A**. Vision Academy. Communicating with patients with nAMD and their families during the COVID-19 pandemic. Version 2. *Graefes Arch Clin Exp Ophthalmol*. 2020; 258(6):1335-1337.
- Sheth J, Anantharaman G, Kumar N, Parachuri N, Bandello F, Kuppermann BD, **Loewenstein A**, Sharma A. Pachydrusen: the epidemiology of pachydrusen and its relevance to progression of pachychoroid disease spectrum. *Eye (Lond)*. 2020.
- Korobelnik JF, **Loewenstein A**, Eldem B, Jousen AM, Koh A, Lambrou GN, Lanzetta P, Li X, Lövestam-Adrian M, Navarro R, Okada AA, Pearce I, Rodríguez FJ, Wong DT, Wu L. Guidance for anti-VEGF intravitreal injections during the COVID-19 pandemic. Version 2. *Graefes Arch Clin Exp Ophthalmol*. 2020 Jun;258(6):1149-1156.
- Patil J, Patil L, Parachuri N, Kumar N, Bandello F, Kuppermann BD, **Loewenstein A**, Sharma A. Smartphone based ROP (S-ROP) screening-opportunities and challenges. *Eye (Lond)*. 2020.
- Iovino C, Au A, Chhablani J, Parameswarappa DC, Rasheed MA, Cennamo G, Cennamo G, Montorio D, Ho AC, Xu D, Querques G, Borrelli E, Sacconi R, Pichi F, Woodstock E, Sadda SR, Corradetti G, Boon CJF, van Dijk EHC, **Loewenstein A**, Zur D, Yoshimi S, Bailey Freund K, Peiretti E, Sarraf D. Choroidal anatomical alterations following photodynamic therapy for chronic central serous chorioretinopathy: a multicenter study. *Am J Ophthalmol*. 2020:S0002-9394(20)30190-2.
- Au A, Hilely A, Scharf J, Gunnemann F, Wang D, Chehaibou I, Iovino C, Grondin C, Farecki ML, Falavarjani KG, Phasukkijwatana N, Battista M, Borrelli E, Sacconi R, Powell B, Hom G, Greenlee TE, Conti TF, Ledesma-Gil G, Teke MY, Choudhry N, Fung AT, Krivosic V, Baek J, Lee MY, Sugiura Y, Querques G, Peiretti E, Rosen R, Lee WK, Yannuzzi LA, Zur D, **Loewenstein A**, Pauleikhoff D, Singh R, Modi Y, Hubschman JP, Ip M, Sadda S, Freund KB, Sarraf D. Relationship between nerve fiber layer hemorrhages and outcomes in central retinal vein occlusion. *Invest Ophthalmol Vis Sci*. 2020;61(5):54.
- Moisseiev E, **Loewenstein A**, Moshiri A, Yiu G. The management of retinal detachment: Techniques and perspectives. *J Ophthalmol*. 2017;2017:5807653.
- Al-Khersan H, Hariprasad SM, Chhablani J; Dex Implant Study Group. Early response to intravitreal dexamethasone implant therapy in diabetic macular edema may predict visual outcome. *Am J Ophthalmol*. 2017;184:121-128.
- Zur D, Iglicki M, Busch C, Invernizzi A, Mariussi M, **Loewenstein A**; International Retina Group. Optical coherence tomography biomarkers as functional outcome predictors in diabetic macular edema treated with dexamethasone implant. *Ophthalmology*. 2017 Sep 19. pii: S0161-6420(17)32014-6.
- Schwartz R, Rozenberg A, **Loewenstein A**, Goldstein M. The relation of somatotypes and stress response to central serous chorioretinopathy. *Graefes Arch Clin Exp Ophthalmol*. 2017;255(12):2307-2315.
- Zayit-Soudry S, Vainer I, Zemel E, Mimouni M, Rabena M, Pieramici DJ, Perlman I, **Loewenstein A**. Infliximab exerts a dose-dependent effect on retinal safety in the albino rabbit. *Doc Ophthalmol*. 2017;135(3):175-185.
- Edri I, Goldenberg M, Lisnyansky M, Strulovich R, Newman H, **Loewenstein A**, Khananshvili D, Giladi M, Haitin Y. Overexpression and purification of human cis-prenyltransferase in *Escherichia coli*. *J Vis Exp*. 2017;(126).
- Habot-Wilner Z, Mazza O, Shahar J, Massarweh A, Mann I, **Loewenstein A**, Perlman I. Safety of intravitreal clindamycin in albino rabbit eyes. *Doc Ophthalmol*. 2017;135(2):133-146.
- Schwartz R, Habot-Wilner Z, Martinez MR, Nutman A, Goldenberg D, Cohen S, Shulman S, Guzman-Gur H, **Loewenstein A**, Goldstein M. Eplerenone for chronic central serous chorioretinopathy-a randomized controlled prospective study. *Acta Ophthalmol*. 2017;95(7):e610-e618.
- Schwartz R, Goldstein M, **Loewenstein A**, Barak A. [Presentation of Ocular Problems Among Displaced Persons from Sudan and Eritrea at the Tel Aviv Medical Center]. *Harefuah*. 2017;156(1):19-21. Hebrew.
- Lanzetta P, **Loewenstein A**; Vision Academy Steering Committee. Fundamental principles of an anti-VEGF treatment regimen: optimal application of intravitreal anti-vascular endothelial growth factor therapy of

macular diseases. *Graefes Arch Clin Exp Ophthalmol.* 2017;255(7):1259-1273.

Moisseiev E, **Loewenstein A**. Diabetic macular edema: Emerging strategies and treatment algorithms. *Dev Ophthalmol.* 2017;60:165-174.

Schmidt-Erfurth U, Garcia-Arumi J, Bandello F, Berg K, Chakravarthy U, Gerendas BS, Jonas J, Larsen M, Tadayoni R, **Loewenstein A**. Guidelines for the management of diabetic macular edema by the European Society of Retina Specialists (EURETINA). *Ophthalmologica.* 2017;237(4):185-222.

Fleissig E, Barak A, Goldstein M, **Loewenstein A**, Schwartz S. Massive subretinal and subretinal pigment epithelial hemorrhage displacement with perfluorocarbon liquid using a two-step vitrectomy technique. *Graefes Arch Clin Exp Ophthalmol.* 2017;255(7):1341-1347.

Giladi M, Edri I, Goldenberg M, Newman H, Strulovich R, Khananshvil D, Haitin Y, **Loewenstein A**. Purification and characterization of human dehydrodolichil diphosphate synthase (DHDDS) overexpressed in *E. coli*. *Protein Expr Purif.* 2017;132:138-142.

Wolf S, Bandello F, **Loewenstein A**, Slakter J, Katz T, Sowade O, Korobelnik. Baseline Characteristics of the Fellow Eye in Patients with Neovascular Age-Related Macular Degeneration: Post Hoc Analysis of the VIEW Studies. *Ophthalmologica.* 2016; Jul 23. [Epub ahead of print]

Chakravarthy U, Goldenberg D, Young G, Havalio M, Rafaeli O, Benyamini G, **Loewenstein A**. Automated

Identification of Lesion Activity in Neovascular Age-Related Macular Degeneration. *Ophthalmology.* 2016;S0161-6420(16)30098-7.

de Carlo TE, Rosenblatt A, Goldstein M, Bauman CR, **Loewenstein A**, Duker JS. Vascularization of Irregular Retinal Pigment Epithelial Detachments in Chronic Serous Chorioretinopathy Evaluated with OCT Angiography. *Ophthalmic Surg Laser Imaging Retina.* 2016;47(2):128-33.

Moisseiev E, **Loewenstein A**, Yiu G. The suprachoroidal space: from potential space to a space with potential. *Clin Ophthalmol.* 2016;10:173-8.

## Reviews

Nemet A, Moshiri A, Yiu G, **Loewenstein A**, Moisseiev E. A review of innovations in rhegmatogenous retinal detachment surgical techniques. *J Ophthalmol.* 2017;2017:4310643.

Moisseiev E, **Loewenstein A**. Drug delivery to the posterior segment of the eye. *Dev Ophthalmol.* 2017;58:87-101.

Bandello F, Battaglia Parodi M, Lanzetta P, **Loewenstein A**, Massin P, Menchini F, Veritti D. Diabetic macular edema. *Dev Ophthalmol.* 2017;58:102-138.

Zur D, **Loewenstein A**. Postsurgical cystoid macular edema. *Dev Ophthalmol.* 2017;58:178-190. 2017;58(1):15-17.






**Prof. Ygal Rotenstreich, M.D.**

Goldschleger Eye Institute  
Sheba Medical Center  
Faculty of Medicine



 ygal.rotenstreich@sheba.health.gov.il



**Dr. Ifat Sher, Ph.D.**

Lab Manager & Senior Researcher

 ifatsher@gmail.com

## Neurodegeneration in the Eye

### Positions

Director, Electrophysiology Unit and Retinal Research Laboratory, Goldschleger Eye Institute, Sheba Medical Center, Tel Hashomer

Associate Professor, Faculty of Medicine, Tel Aviv University

Member, Sagol School of Neuroscience, Tel Aviv University

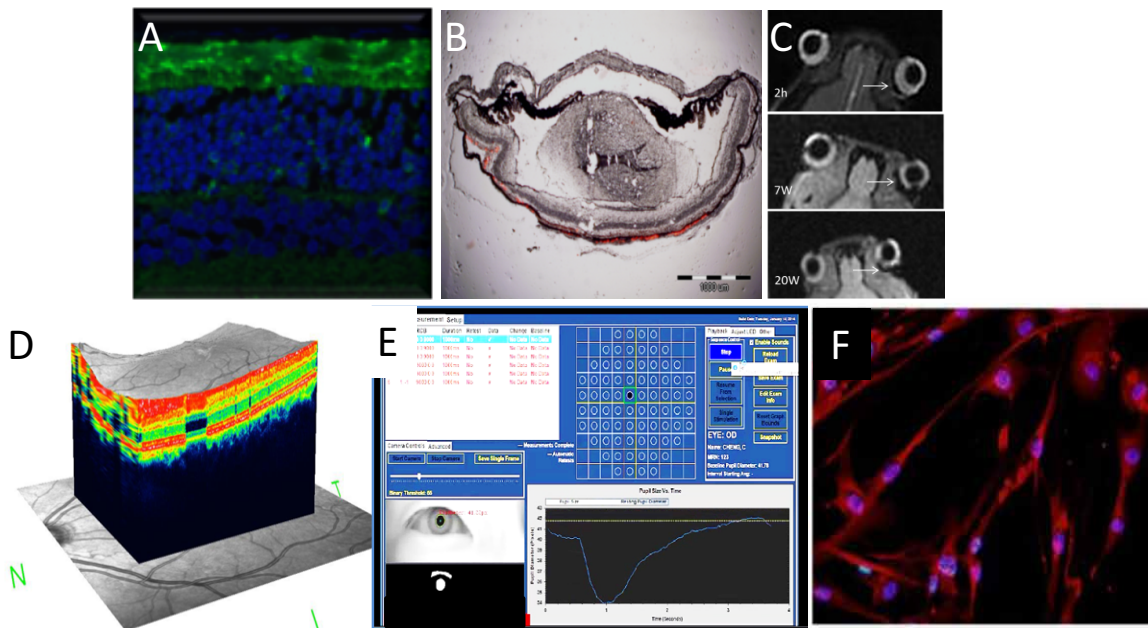
Chair, Association for Research in Vision & Ophthalmology (ARVO) Ethics and Regulations in Human Research Committee

Founder and Medical Director, Epitech-Mag Inc. Ltd. Israel

Founder and Medical Director, EVERADS Inc. Ltd. Israel

Medical Advisor, Accutome, Halma Inc. USA

Member, Sheba Medical Center Patent Committee



Immunofluorescence analysis (A), histopathology analysis (B) and MRI (C) for monitoring stem cell therapeutic effects in animal models. Multicolor OCT imaging (D) and chromatic multifocal pupilloperimetry (E) for objective structure & function clinical assessment. Nanotherapy for stem cell modulation (F).

## Research

We lead basic science, translational medicine and clinical studies in an attempt to solve the unmet needs in neurodegenerative diseases in the eye and brain.

Current research projects include:

Development of innovative anterior and posterior segment imaging and AI analysis

- Chromatic pupilloperimetry for diagnosis and patient monitoring
- Novel surgical and pharmacological interventions for myopia, dry-eye, cataract and retinal degeneration.
- The eye as a window to the brain – using retinal structure and function measurements as novel early and objective biomarkers for brain neurodegeneration diseases (e.g. Alzheimer's disease, multiple sclerosis, Parkinson's Disease), brain injuries and brain tumors.
- Personalized medicine in retinitis Pigmentosa using iPSC-derived retinal cultures
- Development of novel treatments and drug delivery platforms for neuroretinal degeneration using human and rodent retinal cultures, small and large animal models and cutting-edge molecular biology techniques. .

## Publications

Chibel R, Sher I, BenNer D, Mahajna M, Achiron A, Haj-Yahia S, Skaat A, Berchenko Y, Oberman B, Kalter-Leibovici O, Freedman L, **Rotenstreich Y**. Chromatic multifocal pupillometer for objective perimetry and diagnosis of patients with Retinitis Pigmentosa. *Ophthalmology*. 2016 (123):1898-1911.

**Rotenstreich Y**, Tzameret A, Kalish SA, Bubis Ettl, Belkin M, Moroz I, Rosner M, Levy I, Margel S, Sher I. A minimally invasive adjustable-depth blunt injector for delivery of pharmaceuticals into the posterior pole. *Acta Ophthalmologica*. 2017;95(3):e197-e205.

Tzameret A, Kalish SA, Sher I, Meir A, Levy I, Margel S, Moroz I, Rosner M, Treves AJ, Nagler A, Belkin M, **Rotenstreich Y**. Long term-safety of transplantation of human bone-marrow mesenchymal stem cells in the extravascular spaces of the choroid of rabbits. *Stem Cells International* 2017:4061975.

Malicdan MCV, Vilboux T, Ben-Zeev B, Guo J, Eliyahu A, Pode-Shakked B, Dori A, Kakani S, Chandrasekharappa SC, Ferreira CR, Shelestovich N, Marek-Yagel D, Pri-Chen H, Blatt I, Niederhuber JE, He L, Toro C, Taylor RW, Deeken J, Yardeni T,

Wallace DC, Gahl WA, **Anikster Y**. A novel inborn error of the coenzyme Q10 biosynthesis pathway: cerebellar ataxia and static encephalomyopathy due to COQ5 C-methyltransferase deficiency. *Hum Mutat*. 2018; 39(1):69-79.

Iuso A, Wiersma M, Schuller HJ, Pode-Shakked B, Marek-Yagel D, Grigat M, Schwarzmayr T, Berutti R, Alhaddad B, Kanon B, Grzeschik NA, Okun JG, Perles Z, Salem Y, Barel O, Vardi A, Rubinshtein M, Tirosh T, Dubnov-Raz G, Messias AC, Terrile C, Barshack I, Volkov A, Avivi C, Eyal E, Mastantuono E, Kumbar M, Abudi S, Braunisch M, Strom TM, Meitinger T, Hoffmann GF, Prokisch H, Haack TB, Brundel B, Haas D, Sibon OCM, **Anikster Y**. Mutations in PPCS, Encoding Phosphopantothoenylcysteine Synthetase, Cause Autosomal-Recessive Dilated Cardiomyopathy. *Am J Hum Genet*. 2018; 102(6):1018-1030.

Oz-Levi D, Olender T, Bar-Joseph I, Zhu Y, Marek-Yagel D, Barozzi I, Osterwalder M, Alkelai A, Ruzzo EK, Han Y, Vos ESM, Reznik-Wolf H, Hartman C, Shamir R, Weiss B, Shapiro R, Pode-Shakked B, Tatarsky P, Milgrom R, Schvimer M, Barshack I, Imai DM, Coleman-Derr D, Dickel DE, Nord AS, Afzal V, van Bueren KL, Barnes RM, Black BL, Mayhew CN, Kuhar MF, Pitstick A, Tekman M, Stanescu HC, Wells JM, Kleta R, de Laat W, Goldstein DB, Pras E, Visel A, Lancet D\*, **Anikster Y**\*Pennacchio LA\*. (\* Equal contribution). Noncoding deletions reveal a gene that is critical for intestinal function. *Nature*. 2019;571(7763):107-111

Pode-Shakked B, Heimer G, Vilboux T, Marek-Yagel D, Ben-Zeev B, Davids M, Ferreira CR, Philosoph AM, Veber A, Pode-Shakked N, Kenet G, Soudack M, Hoffmann C, Vernitsky H, Safaniev M, Lodzki M, Lahad A, Shouval DS, Levinkopf D, Weiss B, Barg AA, Daka A, Amariglio N, Malicdan MCV, Gahl WA, **Anikster Y**. Cerebral and portal vein thrombosis, macrocephaly and atypical absence seizures in Glycosylphosphatidyl inositol deficiency due to a PIGM promoter mutation. *Mol Genet Metab*. 2019;pii: S1096-7192

Wagner M, Skorobogatko Y, Pode-Shakked B, Powell CM, Alhaddad B, Seibt A, Barel O, Heimer G, Hoffmann C, Demmer LA, Perilla-Young Y, Remke M, Wiczorek D, Navaratnarajah T, Lichtner P, Klee D, Shamseldin HE, Al Mutairi F, Mayatepek E, Strom T, Meitinger T, Alkuraya FS, **Anikster Y**, Saltiel AR, Distelmaier F. Bi-allelic variants in RALGAPA1 cause profound neurodevelopmental disability, muscular hypotonia, infantile spasms, and feeding abnormalities. *Am J Hum Genet*. 2020;106(2):246-255.

Barak S, **Anikster Y**, Sarouk I, Stern E, Eisenstein E, Yissar T, Sherr-Lurie N, Raas-Rothschild A, Guttman D. Long-term outcomes of early enzyme replacement therapy for Mucopolysaccharidosis IV: Clinical case studies of two siblings. *Diagnostics (Basel)*. 2020

Pode-Shakked N, Korman SH, Pode-Shakked B, Landau Y, Kneller K, Abraham S, Shaag A, Ulanovsky I, Daas S, Saraf-Levy T, Reznik-Wolf H, Vivante A, Pras E, Almashanu S, **Anikster Y**. Clues and challenges in the diagnosis of intermittent maple syrup urine disease. *Eur J Med Genet*. 2020;63(6):103901.

Hillert A, **Anikster Y**, Belanger-Quintana A, Burlina A, Burton BK, Carducci C, Chiesa AE, Christodoulou J, Đorđević M, Desviat LR, Eliyahu A, Evers RAF, Fajkusova L, Feillet F, Bonfim-Freitas PE, Giżewska M, Gundorova P, Karall D, Kneller K, Kutsev SI,

Leuzzi V, Levy HL, Lichter-Konecki U, Muntau AC, Namour F, Oltarzewski M, Paras A, Perez B, Polak E, Polyakov AV, Porta F, Rohrbach M, Scholl-Bürgi S, Spécola N, Stojiljković M, Shen N, Santana-da Silva LC, Skouma A, van Spronsen F, Stoppioni V, Thöny B, Trefz FK, Vockley J, Yu Y, Zschocke J, Hoffmann GF, Garbade SF, Blau N. The genetic landscape and epidemiology of phenylketonuria. *Am J Hum Genet*. 2020;107(2):234-250

Landau YE, Heimer G, Barel O, Shalva N, Marek-Yagel D, Veber A, Javasky E, Shilon A, Nissenkorn A, Ben-Zeev B, **Anikster Y**. Four patients with D-bifunctional protein (DBP) deficiency: Expanding the phenotypic spectrum of a highly variable disease. *Mol Genet Metab Rep*. 2020 15;25:100631





## Prof. Gabriel Chodick, Ph.D., MHA

Epidemiology & Preventive Medicine  
School of Public Health



TEL AVIV UNIVERSITY

hodik\_g@mac.org.il  
Website: <http://www2.tau.ac.il/Person/medicine/researcher.asp?id=adkdighde>



### Positions

Head, Epidemiology & Database Analysis Department, Maccabi Institute for Research & Innovation, Maccabi Healthcare Services

Associate Professor, Epidemiology & Preventive Medicine Division, School of Public Health, Tel Aviv University

Adjunct Investigator, Radiation Epidemiology Branch, Division of Epidemiology and Genetics, National Institute of Cancer, National Institutes of Health, Bethesda (MD), USA

Head, Academic Department of Public Health, Medical Division. Maccabi Healthcare Services

### Research

Our primary research interests focuses on the use of Maccabi's large database to examine multiple dimensions of health care quality, including safety (e.g. adverse effects of IVF, renal effects of chronic medications), efficacy and effectiveness of healthcare technologies (e.g. glycemic control and outcomes in patients treated with new generation therapies for diabetes), medical and economic burden of chronic diseases and health events (e.g. congestive heart failure, hepatitis C infections) as well as pharmacoepidemiology studies such as medication adherence studies (e.g. tamoxifen in breast cancer patients) and pleiotropic effects (e.g. statins). Our other interests include health effects of low dose ionizing radiation and specifically cancer and cataract.

### Publications

Rabinowich L, Steinvil A, Leshem-Rubino E, Berliner S, Zeltser D, Rogowski O, Shalev V, Raz R, Chodick G. Adherence to Statins is associated with reduced incidence of idiopathic venous thromboembolism: real-life data from a large healthcare maintenance organization 8:1817-1821

Grams ME, Sang Y, Levey AS, Matsushita K, Ballew S, Chang AR, Chow EK, Kasiske BL, Kovesdy CP, Nadkarni GN, Shalev V, Segev DL, Coresh J, Lentine KL, Garg AX; Chronic Kidney Disease Prognosis Consortium. Kidney-Failure Risk Projection for the Living Kidney-Donor Candidate. *New England Journal of Medicine* 2016;374:411-421.

Weil C, Nwankwo C, Friedman M, Kenet G, **Chodick G**, Shalev V. Epidemiology of hepatitis C virus infection in a large Israeli health maintenance organization. *Journal of Medical Virology* 2016;88:1044-50.

Tangri N, Grams ME, Levey AS, Coresh J, Appel LJ, Astor BC, Chodick G, Collins AJ, Djurdjev O, Elley CR, Evans M, Garg AX, Hallan SI, Inker LA, Ito S, Jee SH, Kovesdy CP, Kronenberg F, Heerspink HJ, Marks A, Nadkarni GN, Navaneethan SD, Nelson RG, Titze S, Sarnak MJ, Stengel B, Woodward M, Iseki K; CKD Prognosis Consortium. Multinational Assessment of Accuracy of Equations for Predicting Risk of Kidney Failure: A Meta-analysis. *JAMA* 2016; 315:164-74.

Sharman Moser S, Yu J, Goldshtein I, Ish-Shalom S, Rouach V, Shalev V, Modi A, **Chodick G**. Cost and Consequences of Nonadherence With Oral Bisphosphonate Therapy: Findings From a Real-World Data Analysis. *Annals of Pharmacotherapy* 2016;50:262-269.

Goldshtein I, Shalev V, Zigman N, **Chodick G**, Levkovitch-Verbin H. The Maccabi Glaucoma Study: Treatment Patterns and Persistence With Glaucoma Therapy in a Large Israeli Health Maintenance Organization. *Journal of Glaucoma* 2016;25:e386-91.

**Chodick G**, Sigurdson AJ, Kleinerman RA, Sklar CA, Leisenring W, Mertens AC, Stovall M, Smith SA, Weathers RE, Veiga LH, Robison LL, Inskip PD. The Risk of Cataract among Survivors of Childhood and Adolescent Cancer: A Report from the Childhood Cancer Survivor Study. *Radiation Research* 2016;185:366-374.

Kinar Y, Kalkstein N, Akiva P, Levin B, Half EE, Goldshtein I, **Chodick G**, Shalev V. Development and validation of a predictive model for detection of colorectal cancer in primary care by analysis of complete blood counts: a binational retrospective study. *JAMIA* 2016;0:1–12.

Goldstein D, **Chodick G**, Shalev V, Thorsted BL, Elliott L, Karasik A. Use of Healthcare Services Following Severe Hypoglycemia in Patients with Diabetes: Analysis of Real-World Data. *Diabetes Therapy* 2016; 7:295–308.

Simon-Tuval T, Triki N, **Chodick G**, Greenberg D. The association between adherence to cardiovascular medications and healthcare utilization. *European Journal of Health Economics* 2016;17:603-10.

Yu J, Goldshtein I, Shalev V, **Chodick G**, Ish-Shalom S, Sharon O, Modi A. Renal Impairment Among Postmenopausal Women With Osteoporosis From a Large Health Plan in Israel. *Archives of Osteoporosis*.

Goldshtein I, Karasik A, Melzer-Cohen C, Engel SS, Yu S, Sharon O, Brodovicz K, Gadir N, Katzeff HL, Radican L, **Chodick G**, Shalev V, Tunceli K. Urinary albumin excretion with sitagliptin compared to sulfonylurea as add on to metformin in type 2 diabetes patients with albuminuria: a real-world evidence study. *Journal of Diabetes and Its Complications*.

Goldshtein I, Rouach V, Yu J, **Chodick G**. Role of side effects, physician involvement and patient perception in non-adherence with oral Bisphosphonates. *Advances in Therapy*.

Tavor M., Neufeld MY, **Chodick G**, Zack O, Slodownik D, Moshe S. Vocational factors which predict seizure prognosis in young adults during military service. *Epilepsy & Behaviour*.

Leibovitz E, David N, Ribitzky-Eisner H, Abo Madegam M, Abuabed S, **Chodick G**, Maimon M, Fruchtman Y. The Epidemiologic, Microbiologic and Clinical Picture of Bacteremia among Febrile Infants and Young Children Managed as Outpatients at the Emergency Room, before and after Initiation of the Routine Anti-Pneumococcal Immunization. *International Journal of Environmental Research and Public Health*.

Dankner R, Bachner YG, Ginsberg G, Ziv A, Ben David H, Litmanovitch-Goldstein D, **Chodick G**, Balicer RD, Tanne D, Greenberg D. Correlates of well-being among caregivers of long-term community-dwelling stroke Survivors. *International Journal of Rehabilitation Research*.

Scheuerman O, Barkai G, Mandelboim M, Mishali H, **Chodick G**, Levy I. Human metapneumovirus (hMPV) Infection in immunocompromised children. *Journal of Clinical Virology*.

Livni, G, Wainstein A, Birk E, **Chodick G**, Levy I. Influenza vaccine, cardiac disease, attitude, vaccination rate. *The Pediatric Infectious Disease Journal*.

Ben Ami N, Mirovsky Y, **Chodick G**, Shapiro Y. Improving Self-Reported Function and Pain in Chronic Low Back Pain patients: A “Real Life” randomized Control trial. *Journal of Orthopaedic & Sports Physical Therapy*.

Moshe S, Cinamon T, Zack O, Segal N, **Chodick G**, Krakov A, Tal M. The need for social work services in occupational medicine. *Occupational Medicine*.



**C: Biological monitoring by measuring ultrafine/nano ranged particles in induced sputum samples (MsC thesis of Iris Szwarcfiter)**

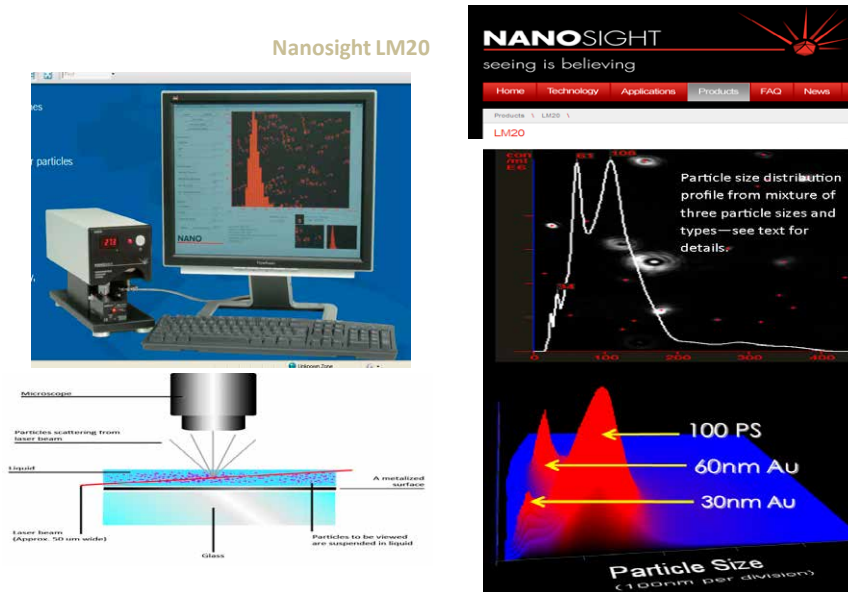


Figure 2

of inflammatory and structural cells in occupational lung diseases were made in studies using fiberoptic bronchoscopy in conjunction with bronchoalveolar lavage (BAL). The relative invasiveness of this technique, however, has restricted the use of bronchoscopy to a limited number of specialised centres, and hampered its development into a practical and suitable tool for screening programmes, exposure evaluation or repeated follow-up of workers exposed to hazardous dust in large populations.

The ongoing search for non-invasive techniques has led to a number of development approaches, such as the examination of cells, quantification of biochemical mediators, and characterization of particulate matter in samples of induced sputum (IS) as well as the quantification of biochemical mediators and characterization of particulate matter in the condensation of exhaled breath exhaled breath condensate (EBC). In the last years, we have concentrated our research on the application of these techniques in occupational and environmental exposures:

- *Particle size distribution (PSD) and dynamic shape characterization (DSC):* The size and shape of the particles will be assessed from the rich cell fraction of the processed plugs with the Eyeteq Analyzer and the analyzer's video channel (Donner Technologies, Israel) using a PSD method in the range of 0.5-3,600 based on the time of transition theory where the duration of interaction between beam and

particle provides a direct measurement of each particle's size (Fig 1).

- *NSP measurement.* The size and shape of the ultrafine particles ( $PM_{0.1}$ ) are assessed from the rich cell fraction of the processed plugs in the IS sample and the EBC sample, with the NanoSight LM20 using the Nanoparticle Tracking Analysis (NTA) method of visualizing and analyzing particles in liquids that relates the rate of Brownian motion to particle size. The rate of movement is related only to the viscosity of the liquid, the temperature and the size of the particle and is not influenced by particle density or refractive index (Fig 2).

We studied several populations: Workers exposed to hazardous dust at the Israel World Trade Center (WTC), dust-exposed firefighters in the USA ten months after the WTC disaster, dental technicians exposed to beryllium (funded by the Binational Science Foundation BSF 2007-2011), workers exposed to artificial stone dust and asthmatic children in the Tel Aviv area. Our ongoing research is on the field that characterize the mineral compositions of these particles and their biological effect.

### Publications

Ophir N., Bar Shai A, Alkalay Y, Israeli S, Korenstein R, Krermer M, **Fireman E.** Artificial stone dust-induced functional and inflammatory abnormalities in exposed workers monitored quantitatively by biometrics. *ERJ Research*. 2016 2:86.



**Fireman E**, Alcalay Y, Ophir N, Kivity S, Stejskal V Identification of metal sensitization in sarcoid-like metal-exposed patients by the MELISA® lymphocyte proliferation test – a pilot study. *Journal of Occupational Medicine and Toxicology*. 2016 2: 00086

Litinsky I, **Fireman E**, Paran D, Polachek A, Broide A, Sharabi A, Anouk M, Elkayam O. Induced sputum analysis in subjects with systemic sclerosis. *Respir Care*. 2016;61(10):1369-73.

Grubstein A, Shtraichman O, **Fireman E**, Bachar GN, Noach-Ophir N, Kramer MR. Radiological evaluation of artificial stone silicosis outbreak: emphasizing findings in lung transplant recipients. *J Comput Assist Tomogr*. 2016;40(6):923-927

Ophir N, Shai AB, Alcalay Y, Israeli S, Korenstein R, Kramer MR, **Fireman E**. Artificial stone dust-induced functional and inflammatory abnormalities in exposed workers monitored quantitatively by biometrics. *ERJ Open Res*. 2016.

Survival following lung transplantation for artificial stone silicosis relative to idiopathic pulmonary fibrosis. Rosengarten D, Fox BD, **Fireman E**, Blanc PD, Rusanov V, Fruchter O, Raviv Y, Shtraichman O, Saute M, Kramer MR. *Am J Ind Med*. 2017;60(3):248-254

Differential pattern of deposition of nanoparticles in the airways of exposed workers. **Fireman E**, Edelheit R, Stark M, Shai AB. *J Nanopart Res*. 2017;19(2):30.



## Prof. Varda Shalev, M.D., M.P.A.

Epidemiology & Preventive Medicine, School of Public Health, Faculty of Medicine  
Director, Institute for Health Research and Innovation, Maccabi Healthcare Services



Shalev\_v@mac.org.il

# Using Medical Databases for Personalized Medicine

## Positions

Head, Maccabi Institute for Research & Innovation, Maccabi Healthcare Services

Associate Professor, Epidemiology & Preventive Medicine Division, School of Public Health, Tel Aviv University

Independent family practice partnership clinic, Rosh Haayin

## Research

The emergence of precision medicine technologies has allowed medical scientists to address complex questions which necessitate very large datasets and patients' numbers. Unlike traditional methods such as randomized trials, the richness of very large sets of data enables more rapid advance toward personalized medicine. At the Maccabi Institute for Research & Innovation, we utilize large real-world databases to investigate clinical issues for better provision of care and improved outcomes. In addition to traditional and pragmatical clinical trials, we conduct multiple observational analysis using advanced data platform to enable data science studies based on Maccabi's database of 2.5M members' medical files. One example for personalized medicine is our newly developed method for identifying individuals at increased risk of harboring colorectal cancer by analyzing their complete blood counts records. We have developed a computational model using a large derivation dataset of over 450,000 Israeli individuals and validated it on 2 separate and independent datasets of primary care patients, consisting of over 139,000 Israeli and over 25,500 UK individuals. Our approach applies novel methods both in feature generation (where we use a set of linear models to handle sparse and irregular measurements along time) and in model construction (where we combined 2 tree-based models – RF and Gradient Boosting). We showed that our approach can detect 50% of CRC cases 3–6

months before diagnosis at 88% specificity in the Israeli dataset and 94% specificity in the UK dataset. The system is already successfully implemented in routine practice at Maccabi.

## Publications

Giladi O, Steinberg DM, Peleg K, Tanne D, Givon A, Grossman E, Klein Y, Avigdori S, Greenberg G, Katz R, **Shalev V**, Salomon O. Head trauma is the major risk factor for cerebral sinus-vein thrombosis. *Thromb Res.* 2016;137:26-9.

Grams ME, Sang Y, Levey AS, Matsushita K, Ballew S, Chang AR, Chow EK, Kasiske BL, Kovesdy CP, Nadkarni GN, **Shalev V**, Segev DL, Coresh J, Lentine KL, Garg AX; Chronic Kidney Disease Prognosis Consortium. Kidney-Failure Risk Projection for the Living Kidney-Donor Candidate. *N Engl J Med.* 2016;374:411-421.

Weil C, Nwankwo C, Friedman M, Kenet G, Chodick G, **Shalev V**. Epidemiology of hepatitis C virus infection in a large Israeli health maintenance organization. *J Med Virol.* 2016;88:1044-50.

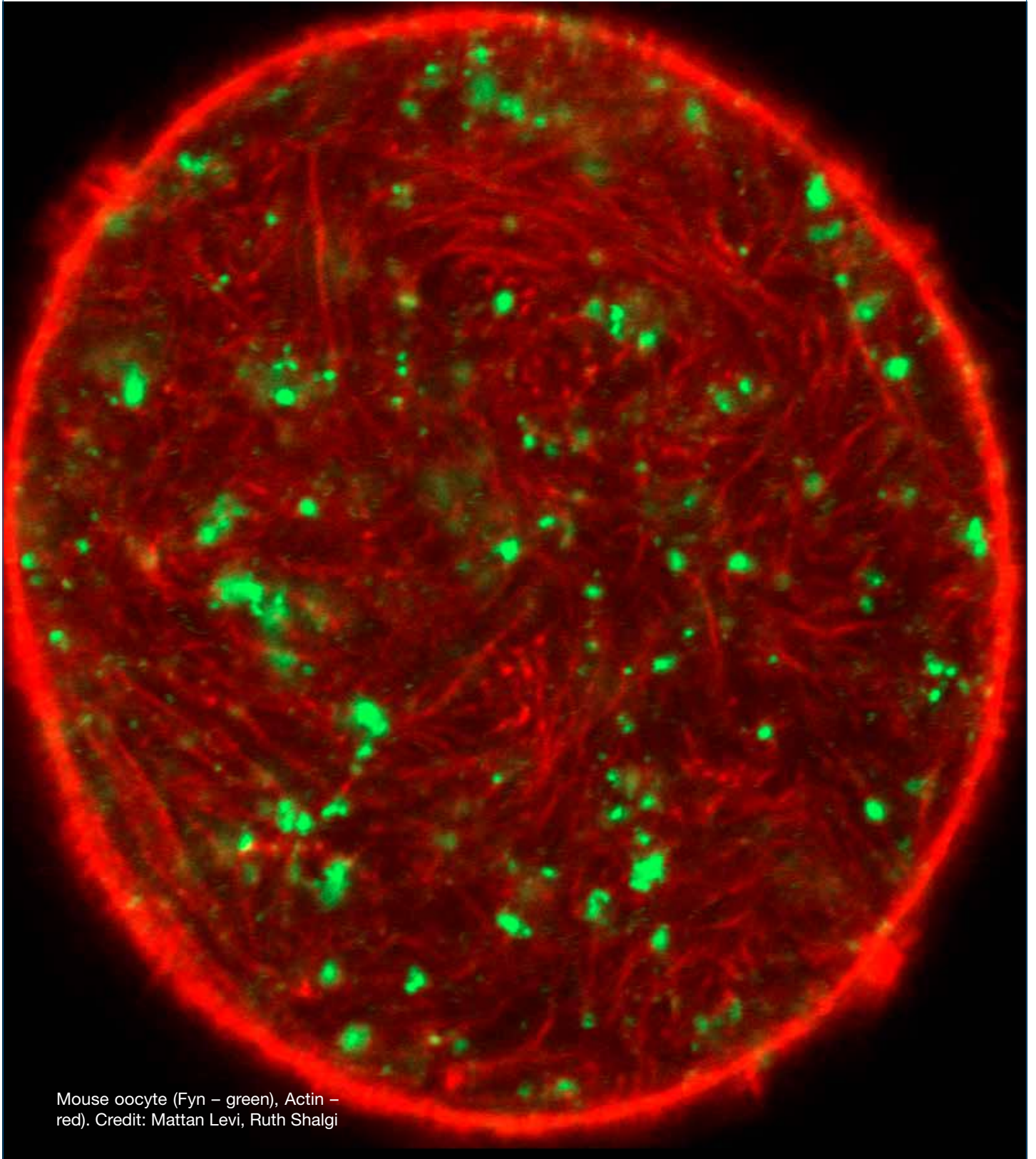
Sharman Moser S, Yu J, Goldshtein I, Ish-Shalom S, Rouach V, **Shalev V**, Modi A, Chodick G. Cost and Consequences of Nonadherence With Oral Bisphosphonate Therapy: Findings From a Real-World Data Analysis. *Ann Pharmacother.* 2016;50:262-269

Goldshtein I, **Shalev V**, Zigman N, Chodick G, Levkovitch-Verbin H. The Maccabi Glaucoma Study: Treatment Patterns and Persistence With Glaucoma Therapy in a Large Israeli Health Maintenance Organization. *J Glaucoma.* 2016;25:e386-91.

Kinar Y, Kalkstein N, Akiva P, Levin B, Half EE, Goldshtein I, Chodick G, **Shalev V**. Development and validation of a predictive model for detection of colorectal cancer in primary care by analysis of complete blood counts: a binational retrospective study. *J Am Med Inform Assoc.* 2016;0:1–12

Goldstein D, Chodick G, **Shalev V**, Thorsted BL, Elliott L, Karasik A. Use of Healthcare Services Following Severe Hypoglycemia in Patients with Diabetes: Analysis of Real-World Data. Diabetes Therapy

# Reproduction



Mouse oocyte (Fyn – green), Actin – red). Credit: Mattan Levi, Ruth Shalgi



## Prof. Ronit Abir, Ph.D.

IVF Unit, Beilinson Women Hospital, Rabin Medical Center & Felsenstein Research Medical Center, Rabin Medical Center & Faculty of Medicine, Tel Aviv University



ronitabir@gmail.com



## Dr. Yoel Shufaro



# Fertility Research Laboratory

### Prof. Ronit Abir Position

Associate Professor

### Dr. Yoel Shufaro Position

Senior Lecturer, Faculty of Medicine, Tel Aviv University

Head of Fertility and IVF Unit, Beilinson Women Hospital, Rabin Medical Center & Felsenstein Research Medical Center, Rabin Medical Center

### Research

Our research laboratory focuses on fertility preservation for young female cancer patients. Anti-cancer therapy (mainly chemotherapy) reduces and damages human ovarian follicles, in particular the ovarian reserve, primordial follicles. In turn, chemotherapy reduces fertility and causes premature ovarian insufficiency. Therefore, in various medical center including our own, ovarian tissue from young cancer patients (mostly young girls) is frozen preferably before onset of chemotherapy for future fertility restoration by auto-transplantation of frozen-thawed ovarian tissue. Our team focuses mainly on two research topics: In vitro maturation of ovarian primordial follicles which are the ovarian reserve and methods to improve transplantation of human ovarian tissue for fertility restoration. Although over 200 livebirths were achieved by auto-transplantation of ovarian tissue, there is a risk of reseeding some of

the malignancies with the ovarian implants. Therefore, we are trying to develop a successful culture system to develop mature oocytes from small primordial follicles. These mature oocytes will eventually be fertilized in standard in vitro fertilization laboratories. Cancerous cells exist in the ovarian stroma cells and not in the germ cells, so the danger of re-introducing cancer will not exist. This system will include an optimal culture matrix and a complex culture medium which will probably include many growth factors. Another problem with ovarian implants is that many of the follicles within the tissue deteriorate immediately after transplantation & methods to hasten vascularization and decrease apoptosis and atresia are needed. For this part of our study, we utilize immunodeficient mice that do not reject transplants. So far, we used host and graft treatments with substances as hyaluronic acid-based biological glue, Vitamin E, pure plant based recombinant human collagen, small intestine submucosa, simvastatin & fibrin clots. Some promising results were obtained, but follicle survival after transplantation should be improved.

### Selected publications

Magen R, Shufaro Y, Daykan Y, Oron G, Tararashkina E, Levenberg S, Anuka E, Ben-Haroush A, Fisch B, Abir R. use of simvastatin, fibrin clots, and their combination to improve human ovarian tissue grafting

for fertility restoration after anti-cancer therapy. *Front Oncol.* 22;10:598026, 2021.

Abir R, Stav D, Taieb Y, Gabbay-Benziv R, Kirshner M, Ben-Haroush A, Freud E, Ash S, Yaniv I, Herman-Edelstein M, Fisch B, Shufaro Y. Novel extra cellular-like matrices to improve human ovarian grafting. *J Assist Reprod Genet*;37:2105-2117, 2020.

Fisch B, Abir R Female fertility preservation: past, present and future. *Reproduction.* 156:F11-F27, 2018.

Shufaro Y, Saada A, Simeonov M, Tsuberi BZ, Alban C, Kogot-Levin A, Shochat T, Fisch B, Abir R. The influence of in vivo exposure to nonylphenol ethoxylate 10 (NP-10) on the ovarian reserve in a mouse model. *Reprod Toxicol.* 81:246-252, 2018.

Younis AJ, Lerer-Serfaty G, Stav D, Sabbah B, Shochat T, Kessler-Icekson G, Zahalka MA, Shachar-Goldenberg M, Ben-Haroush A, Fisch B, Abir R. Extracellular-like matrices and leukaemia inhibitory factor for in vitro culture of human primordial follicles. *Reprod Fertil Dev.* 29(10):1982- 1994, 2017.



## Prof. Ariel Hourvitz, M.D., MHA

IVF Unit, Department of Obstetrics and Gynecology, Chaim Sheba Medical Center, Tel-Hashomer, Israel; Obstetrics and Gynecology, Faculty of Medicine



ariel.hourvitz@sheba.health.gov.il

# Folliculogenesis and Ovulation in the Human Ovary – Fertility Treatments and Control

### Positions

Associate Professor, Obstetrics and Gynecology, Faculty of Medicine

Senior Physician, IVF Unit

Director Reproduction Laboratory, Sheba Medical Center

Lab Director

Dr. Yuval Yung, Ph.D.

Email: [yuval.yung@sheba.health.gov.il](mailto:yuval.yung@sheba.health.gov.il)

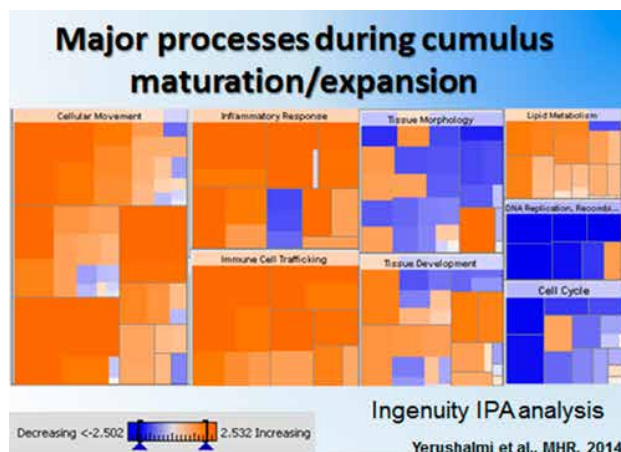
### Research

Our laboratory's aim is the molecular characterization of the ovulatory cascade in the human ovary. We undertook to systematically identify novel ovulation-associated genes. Differentially expressed candidate genes (n = 1746) were identified by comparing the transcriptome of cumulus granulosa cells from compact pre-ovulatory germinal vesicle (GV) cumulus oocyte complexes with those of expanded post-ovulatory Metaphase II COCs. We assumed that differentially expressed genes likely serve as regulators of ovulation, cumulus expansion, and/or

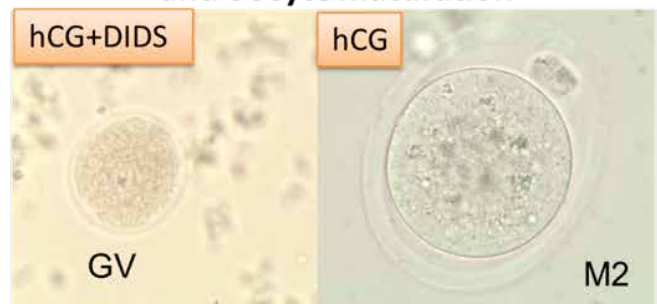
oocyte maturation. To complete the identification of factors involved in the ovulatory process, we generated a library of global miRNAs involved in this process, and by bioinformatics tools link the ovulatory miRNA library with the mRNA library. The bioinformatics analysis enables us to identify new regulatory mechanisms responsible for the oocyte maturation process and ovulation.

The resulting database provides unprecedented insight into the processes and pathways involved in follicular maturation and ovulation. This effort led us to identify and characterize several new genes involved in the human ovulatory process such as sFRP4, ADAMTS-1, Decorin and Lumican. Recently, prompted by the observation that prostaglandin transporter (PGT) constitutes a highly expressed peri-ovulatory transcript, we set out to investigate the physiological role of this key transporter protein in the ovulatory process. We were able to show that PGT is an indispensable mediator of ovulation, the inhibitors of which may constitute potential novel candidates for non-hormonal contraception (Science Translational Medicine, 2016).

These studies will contribute significantly to the understanding of the complex process of ovulation in



### DIDS inhibits cumulus expansion and oocyte maturation



human which is central to the reproductive processes. The implications of improved understanding of this process may contribute to further development of strategies for in vitro maturation of oocytes and follicles, improve IVF success rates especially in difficult clinical conditions. Genes that their expression levels correlate with oocytes clinical outcome can be future markers for oocyte quality and selection. Elucidating new human ovulatory genes may contribute to our understanding of infertility conditions such as anovulation, and development of novel strategies for fertility control.

### Publications

Sapoznik S, Bahar-Shany K, Brand H, Pinto Y, Gabay O, Glick-Saar E, Dor C, Zadok O, Barshack I, Zundelevich A, Gal-Yam EN, Yung Y, **Hourvitz A**, Korach J, Beiner M, Jacob J, Levanon EY, Barak M, Aviel-Ronen S, Levanon K. Activation-Induced Cytidine Deaminase Links Ovulation-Induced Inflammation and Serous Carcinogenesis. *Neoplasia*. 2016;18(2):90-9.

Gil M. Yerushalmi\*, Svetlana Markman\*, Yuval Yung, Ettie Maman, Sarit Aviel-Ronen, Raoul Orvieto,

Eli Y. Adashi, and **Hourvitz A**. The prostaglandin transporter (PGT) as a potential mediator of ovulation. *Science Translational Medicine*. 2016;8(338):338ra68.

Abdallah Mansur, Michal Adir, Gil Yerushalmi, **Hourvitz A**, Hila Gitterman, Yuval Yung, Raoul Orvieto, Ronit Machtinger. Does BPA Alter Steroid Hormone Synthesis in Human Granulosa Cells In Vitro? *Human Reproduction*. 2016;31(7):1562-9.

Jigal Haas, Libby Ophir, Eran Barzilay, Ronit Machtinger, Yuval Yung, Raoul Orvieto\*, **Hourvitz A**\*. Standard hCG vs. double trigger for final oocyte maturation results in different granulosa cells gene expressions. *Fertil Steril*. 2016;106(3):653-659.

Haas J, Barzilay E, **Hourvitz A**, Dor J, Lipitz S, Yinon Y, Shlomi M, Shulman A. Outcome of early versus late multifetal pregnancy reduction. *Reprod Biomed Online*. 2016. pii: S1472-6483(16)30463-1.

Lerner-Geva L, Boyko V, Ehrlich S, Mashiach S, **Hourvitz A**, Haas J, Margalioth E, Levanon D, Calderon I, Orvieto R, Ellenbogen A, Meyerovitch J, Ron-El R, Farhi A. Possible risk for cancer among children born following assisted reproductive technology in Israel. *Pediatr Blood Cancer*. 2016.





## Fertility Preservation Research and Clinical Center

### Positions

Fertility Preservation Center, Reproduction IVF, Division of Obstetrics and Gynecology, Sheba Medical Center and Tel Aviv University.

President, International Society for Fertility Preservation (ISFP) <http://www.isfp-fertility.org/>

- Genetic injury to the gametes.
- Methods to detect cancer cells in tissue.
- Endometrial receptivity.
- Interpreting cancer patients' information regarding endocrine, reproductive and psychological effects.

### Research

Our research center is specialized in fertility preservation. We have a fully equipped basic research laboratory, together with a large clinical database with a significant number of incoming patients. This makes our research center unique for high quality basic research with clinical relevancy. Our research focuses on:

- Ovarian follicle research and the biological clock.
- Cryopreservation / transplantation of ovarian tissue and IVF.
- The effects of toxic agents and chemotherapy on reproduction and gametes.
- Modalities and agents that protect the gametes and prevent toxic damage.

### Publications

**Meiorow D**, Ra'anani H, Shapira M, et al (2016). Transplantations of frozen-thawed ovarian tissue demonstrate high reproductive performance and the need to revise restrictive criteria. *Fertil Steril.* 106(2):467-74.

Roness H, Kashi O, **Meiorow D** (2016). Prevention of chemotherapy-induced ovarian damage. *Fertil Steril.* 105(1):20-9.

Carrillo L, Seidman DS, Cittadini E, **Meiorow D** (2016). The role of fertility preservation in patients with endometriosis. *J Assist Reprod Genet*;33(3):317-23.

# Stem Cells & Regenerative Medicine



An artist's view of how single-cell clones represented by a specific color emerge during kidney development, maintenance, and regeneration. Credit: Dekel Lab, Pediatric Stem Cell Research Institute, Sheba Medical Center.



## Prof. Benjamin Dekel, M.D., Ph.D.

Division of Pediatric Nephrology, Pediatric Stem Cell Research Institute, Edmond and Lily Safra Children's Hospital, Sheba Medical Center  
Faculty of Medicine



TEL AVIV UNIVERSITY



Binyamin.Dekel@sheba.health.gov.il

# From Developmental Biology to Normal and Cancer Stem Cells to Novel Therapeutics

## Positions

Head, Pediatric Stem Cell Research Institute, Sheba Medical Center

Director, Division of Pediatric Nephrology, Sheba Medical Center

Associate Professor, Dept. of Pediatrics, Faculty of Medicine

Adjunct Faculty, Dept. of Human Molecular Genetics & Biochemistry, Faculty of Medicine

Member, American Society of Clinical Investigation

President, Israel Stem Cell Society

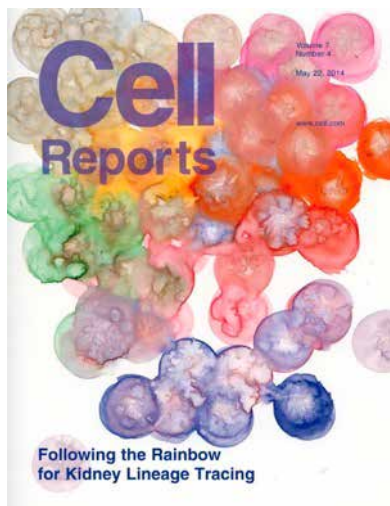
## Research

Our laboratory takes a multi-disciplinary approach including genetics, genomics, molecular biology, biochemistry, and the development of preclinical human-mouse models to cast light on fundamental problems of kidney developmental biology, tissue regeneration, and cancer; while, at the same time, holding promise for novel disease therapies. Our central hypothesis is that *normal and transformed tissue stem cells* drive these processes and therefore we aim to discover such cells and study their molecular mechanisms. In the field of human kidney development and pediatric renal cancer (Wilms tumor), we have pioneered the identification and isolation of normal and malignant renal stem/progenitor cells and have shown how these novel cell types are of relevance to human disease; on one hand utilization of the normal stem cells in tissue repair and regeneration and on the other hand development of targeted therapy against cancer stem cells and tumor eradication. These bench discoveries have been fundamental to translation to bedside; our approach for tumor stem cell eradication has already sparked a multicenter clinical trial for the treatment of patients with relapsing Wilms' tumors.

## Publications

Accompanying Focus Article: The Stem and Roots of Wilms Tumor, <http://dx.doi.org/10.1002/emmm.201202173>.

Schlingmann KP, Ruminska J, Kaufmann M, Dursun I, Patti M, Kranz B, Pronicka E, Ciara E, Akcay T, Bulus D, Cornelissen EA, Gawlik A, Sikora P, Patzer L, Galiano M, Boyadzhiev V, Dumic M, Vivante A, Kleta R, **Dekel B**, Levtchenko E, Bindels RJ, Rust S, Forster IC, Hernando N, Jones G, Wagner CA, Konrad M. Autosomal-Recessive Mutations in SLC34A1 Encoding Sodium-Phosphate Cotransporter 2A



The cover illustration shows how single-cell clones emerge during development, maintenance, and repair to generate a multicolored kidney. *Dekel and colleagues* report that continued growth of the mammalian kidney in adulthood is performed by lineage-restricted clonal progeny that continuously add new epithelial cells to each segment of the kidney and are responsive to Wnt signaling. Lineage-restricted progenitors are also observed in development after renal epithelial induction and during acute renal injury. Rainbow mice, which express one of four alternative fluorescent reporters in each cell, allow genetic lineage tracing of individual clones.

Cause Idiopathic Infantile Hypercalcemia. *J Am Soc Nephrol.* 2016 Feb;27(2):604-14.89.

Pode-Shakked N, Pleniceanu O, Gershon R, Shukrun R, Kanter I, Bucris E, Pode-Shakked B, Tam G, Tam H, Caspi R, Pri-Chen S, Vax E, Katz G, Omer D, Harari-Steinberg O, Kalisky T, **Dekel B**. Dissecting Stages of Human Kidney Development and Tumorigenesis with Surface Markers Affords Simple Prospective Purification of Nephron Stem Cells. *Sci Rep.* 2016;6:23562.

Gilboa Y, Perlman S, Pode-Shakked N, Pode-Shakked B, Shrim A, Azaria-Lahav E, **Dekel B**, Yonath H, Berkenstadt M, Achiron R. Prenatal diagnosis of 17q12 deletion syndrome: from fetal hyperechogenic kidneys to high risk for autism. *Prenat Diagn.* 2016 36(11):1027-1032.

Perlman S, Lotan D, **Dekel B**, Kivilevitch Z, Hazan Y, Achiron R, Gilboa Y. Prenatal compensatory renal growth in unilateral renal agenesis. *Prenat Diagn.* 2016;36(11):1075-1080.

Pleniceanu O, Shukrun R, Omer D, Vax E, Pode-Shakked N, Alfandari H, Kanter I, Kalisky T, Vard-Bloom N, Nagler A, Harari-Steinberg O, Arbiser J, **Dekel B**. PPAR is central to initiation and propagation of human angiomyolipoma suggesting its potential as a therapeutic target. *EMBO Mol Med* 2017, In Press.

#### Reviews and chapters

**Dekel B**. The ever expanding kidney repair shop (Invited Editorial). *J Am Soc Nephrol.* *J Am Soc Nephrol.* 2016;27(6):1579-8



**Dr. Shoshana Greenberger, M.D., Ph.D.**

Department of Dermatology  
Faculty of Medicine



shoshana.greenberger@sheba.health.gov.il

## Laboratory for the Research of Skin Disease

### Positions

Senior Lecturer, Faculty of Medicine

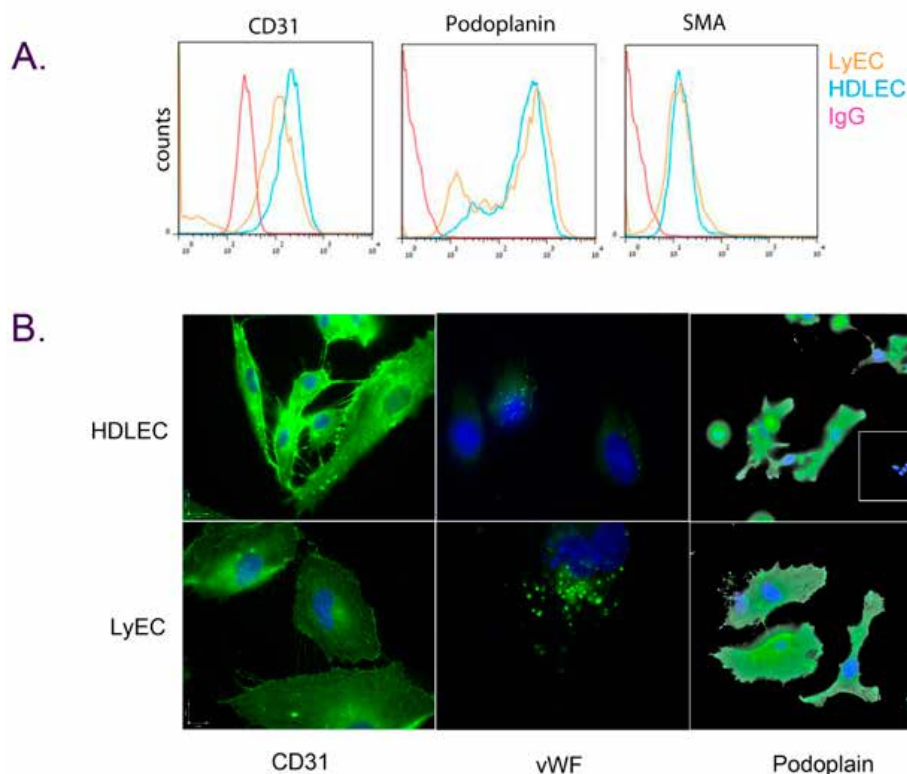
Director, Pediatric Dermatology Service, Lili & Edmond Safra Children's Hospital, Sheba Medical Center

Lab Manager: Dr. Gil Leichner Ph.D.

### Research

We study skin diseases with a focus on angiogenesis and lymphangiogenesis. Deficiency in development or function of the vascular or lymphatic vasculature causes various anomalies in humans, and active angiogenesis and lymphangiogenesis play a

significant role in tumor metastasis. The presence of vascular anomalies can cause emotional and social problems. Moreover, some malformations are painful or even life-endangering. Current treatments for these diseases do not achieve optimal results. The goal of my research is to isolate and characterize the endothelial cells, the major cellular component of the vascular malformations in order to develop targeted therapy for these lesions. We apply cutting-edge technologies including molecular biology, and microarray analysis to characterize the molecular paths that regulate the endothelium development. Other areas studied in the lab are editing in psoriasis and Cutaneous graft versus host disease



Isolation and characterization of endothelial cells from lymphatic malformations. FACS (A) and immunofluorescence analyses shows pure lymphatic endothelium phenotype with reduced expression of the differentiation marker CD31.

## Publications

Jacoby E, Barzilai A, Laufer J, Pade S, Anikster Y, Pinhas-Hamiel O, **Greenberger S**. Neonatal Hyperpigmentation – Diagnosis of Familial Glucocorticoid Deficiency with a Novel Mutation in MC2R. *Pediatr Dermatol*. Accepted for publication

Unusual forms of cutaneous leishmaniasis due to *Leishmania major*. Solomon M, **Greenberger S**, Baum S, Pavlotsky F, Barzilai A, Schwartz E. *J Eur Acad Dermatol Venereol*. 2016;30(7):1171-5.

Dror S, Sander L, Schwartz H, Sheinboim D, Barzilai A, Dishon Y, Apcher S, Golan T, **Greenberger S**, Barshack I, Malcov H, Zilberberg A, Levin L, Nessling M, Friedmann Y, Igras V, Barzilai O, Vaknine H, Brenner R, Zinger A, Schroeder A, Gonen P, Khaled M, Erez N, Hoheisel JD, Levy C. Melanoma miRNA trafficking controls tumour primary niche formation. *Nat Cell Biol*. 2016;18(9):1006-17.

Zafirir Y, Baum S, **Greenberger S**, Lyakhovitsky A, Barzilai A. Alopecia Areata. *Harefuah*. 2016;155(10):622-625.

Schachter O, Perla D, **Greenberger S**, Barzilai A, Baum S. Traditional Chinese medicine in treatment of atopic dermatitis. *Harefuah*. 2016;155(10):596-599.

Shreberk-Hassidim R, Neumark M, **Greenberger S**, Goldstein G, Hassidim A, Dukler Y, Maly A, Stepensky P, Molho-Pessach V. Cutaneous chronic graft versus host disease following allogeneic haematopoietic stem cell transplantation in children: A retrospective study. *Acta Derm Venereol*. 2017; 98(2):206-211.

Cohen H, Barash H, Meivar-Levy I, Molakandov K, Ben-Shimon M, Gurevich M, Zoabi F, Har-Zahav A, Gebhardt R, Gaunitz F, Gurevich M, Mor E, Ravassard P, **Greenberger S**, Ferber S. The Wnt/B-catenin pathway determines the predisposition- and the efficiency of liver to pancreas reprogramming. *Hepatology* 2018; 68(4):1589-1603.

Manevitz-Mendelson E, Leichner GS, Barel O, Davidi-Avrahami I, Strasser Ziv L, Eyal E, Pessach I, Rimon U, Barzilai A, Hirshberg A, Chechekes K, Amariglio N, Rechavi G, Yaniv K, **Greenberger S**. Somatic NRAS mutation in patient with Generalized Lymphatic Anomaly. *Angiogenesis* 2018; 21(2):287-298.

Shallev L, Kopel E, Feiglin A, Leichner GS, Avni D, Sidi Y, Eisenberg E, Barzilai A, Levanon EY, **Greenberger S**. Decreased A-to-I RNA editing as a source of keratinocytes' dsRNA in psoriasis. *RNA*. 2018; 24(6): 828-840.

Taieb Y, Baum S, Ben Amitai D, Barzilai A, **Greenberger S**. The use of methotrexate for

treating childhood atopic dermatitis: A multicenter retrospective study. *J Dermatolog Treat*. 2018; 30(3):240-244.

Meivar-Levy I, Zoabi F, Nardini G, Manevitz-Mendelson E, Leichner GS, Zadok O, Gurevich M, Mor E, Dima S, Popescu I, Barzilai A, Ferber S, **Greenberger S**. The role of the vasculature niche on insulin-producing cells generated by transdifferentiation of adult human liver cells. *Stem Cell Res Ther*. 2019; 10(1):53.

**Greenberger S**, Landov H, Confino Y, Vaknine H, Avivi C, Baum S, Barzilai A. Immunophenotype of pediatric-onset mastocytosis does not correlate with clinical course. *Pediatr Dermatol*. 2019; 36(4):477-481.

Frizinsky S, Rechavi E, Barel O, Najeeb RH, **Greenberger S**, Lee YN, Simon AJ, Lev A, Ma CA, Sun G, Blackstone SA, Milner JD, Somech R, Stauber T. Novel MALT1 mutation linked to immunodeficiency, immune dysregulation, and an abnormal T cell receptor repertoire. *J Clin Immunol*. 2019; 39(4):401-413.

Barkai G, Stauber T, Somech R, **Greenberger S**. Bacille Calmette-Guerin (BCG) complication in severe combined immunodeficiency deficiency (SCID) children – a case series. *Infect Dis (Lond)*. 2019;51(8):585-592.

Levy-Shraga Y, Barel O, Javasky E, Barzilai A, **Greenberger S**. Neonatal osteoma cutis due to a mutation in GNAS. *Pediatr Dermatol*. 2019; 36(5):732-734.

Sandbank S, Molho-Pessach V, Farkas A, Barzilai A, **Greenberger S**. Oral and topical sirolimus for vascular anomalies: a multicentre study and review. *Acta Derm Venereol*. 2019; 99(11):990-996.

Tirosh I, Spielman S, Barel O, Ram R, Stauber T, Paret G, Rubinsthein M, Pessach I, Gerstein M, Anikster Y, Shukrun R, Dagan A, Adler K, Pode-Shakked B, Volkov A, Perelman M, Greenberger S, Somech R, Lahav E Majmundar A, Padeh S, Hildebrandt F, Vivante A. Whole

exome sequencing in childhood onset lupus frequently detects single gene etiologies. *Pediatr Rheumatol Online J*. 2019;17(1):52.

Maoz K, **Greenberger S**, Maly A, Merims S, Tirosh I, Barzilai A, Molho-Pessach V. Subcutaneous granuloma annulare mimicking dermatomyositis. *Pediatr Dermatol*. 2020. 82(6):1535-1537.

Gabrielli S, Le M, Netchiporouk E, Miedzybrodzki B, Baum S, **Greenberger S**, Staubach-Renz P, Ben-Shoshan M. Chronic urticaria in children can be controlled effectively with up dosing second-

generation antihistamines. *J Am Acad Dermatol.* 2020; 82(6):1535-1537.

Ben Mordehai Y, Faibish H, Astman N, **Greenberger S**, Barzilai A, Baum S. Characteristics of patients with bullous pemphigoid: comparison of classic bullous pemphigoid to non-bullous pemphigoid. *J Eur Acad Dermatol Venereol.* 2020;34(1):161-165.

Maoz K, **Greenberger S\***, Maly A, Merims S, Tirosh I, Barzilai A, Molho-Pessach V. \*equal contribution. Subcutaneous granuloma annulare mimicking dermatomyositis. *Pediatr Dermatol.* 2020. \*equal contribution

Gabrielli S, Le M, Netchiporouk E, Miedzybrodzki B, Baum S, **Greenberger S**, Staubach-Renz P, Ben-Shoshan M. Chronic urticaria in children can be controlled effectively with up dosing second-generation antihistamines. *J Am Acad Dermatol.* 2020.

Atias Z, Pederson JM, Mishra HK, **Greenberger S**. The effect of natural matrix biopolymer membrane on hard-to-heal venous leg ulcers: a pilot randomized clinical trial. *J Wound Care.* 2020;29(5):295-302.



## Prof. Dalit Ben Yosef, Ph.D.

IVF Lab and Wolfe PGD-Stem Cell Lab  
Tel Aviv Sourasky Medical Center  
Department of Cell and Developmental Biology  
Faculty of Medicine



[dalitb@tlvmc.gov.il](mailto:dalitb@tlvmc.gov.il)



## Dr. Hadar Amir, M.D., Ph.D.



[hadaram@tlvmc.gov.il](mailto:hadaram@tlvmc.gov.il)



## Dr. Yoav Mayshar, Ph.D.



[yoavma@tlvmc.gov.il](mailto:yoavma@tlvmc.gov.il)

# hESCs in Development, Genetic Disorders and Cell Therapy

## Positions

Dalit Ben Yosef

Director, IVF Lab and Wolfe PGD-Stem Cell Lab, Tel Aviv Sourasky Medical Center

Professor, Department of Cell and Developmental Biology, Faculty of Medicine

## Research

The Wolfe PGD-Stem Cell Lab focuses on studying issues related to early embryonic and developmental processes, genetic disorders and different aspects of cell therapy using our unique collection of PGD-derived human embryonic stem cells (hESCs).

We derive hESCs directly from affected embryos, which are obtained as a by-product of the preimplantation genetic diagnosis (PGD) procedure. PGD is performed for couples at high risk of transmitting a genetic defect and who wish to ensure the birth of a healthy child. It requires in vitro fertilization (IVF), which makes the pre-implantation embryos available for biopsy and single-cell molecular analysis. Following IVF-PGD, embryos diagnosed as being disease-free are

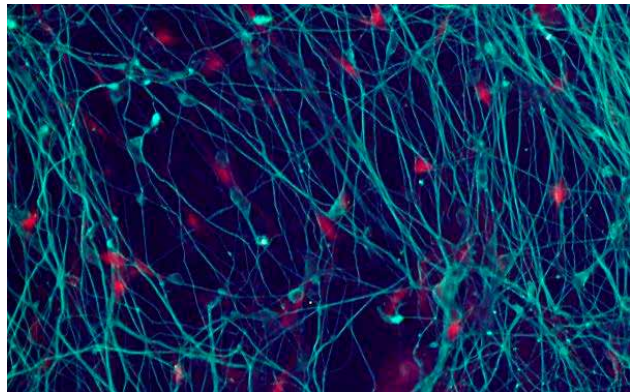
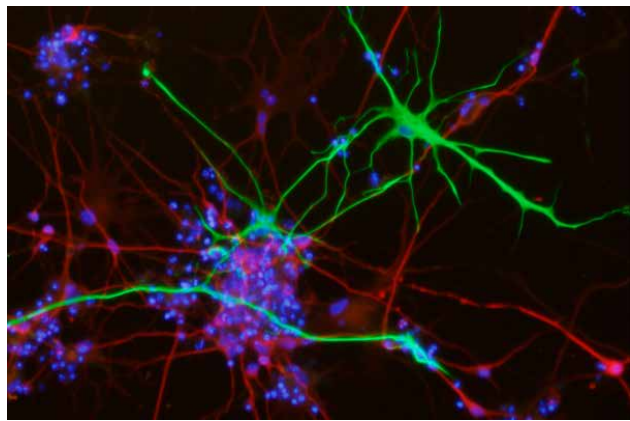
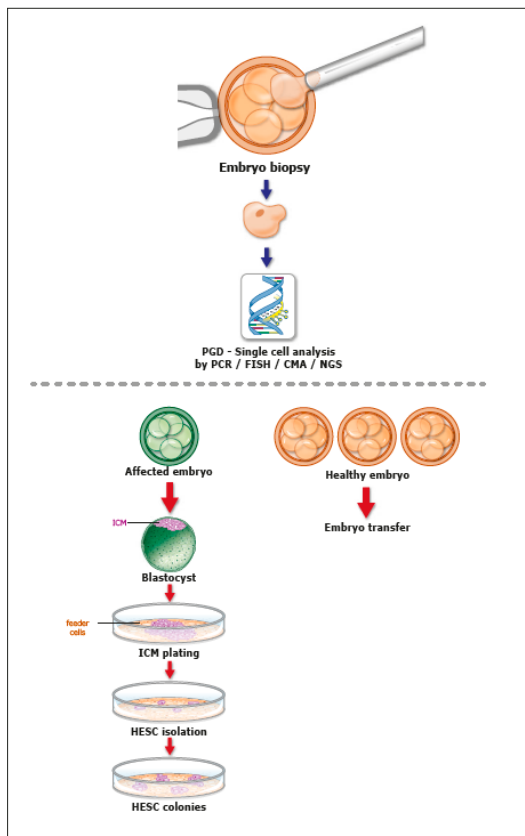
transferred into the uterus for implantation, whereas the affected embryos that would be otherwise discarded are used to establish hESC lines that carry the naturally inherited mutations. This setup provides the benefit of efficient coordination between the generously donated affected embryos and the stem cell lab that focuses on researching these very unique samples. By means of these capabilities, we have already established >50 mutant hESC lines associated with 18 different inherited disorders.

These lines make it possible for us to study the molecular and pathophysiological mechanisms underlying the genetic disease of which they were diagnosed. In addition, since we have a large collection of hESC lines derived under the same conditions, we are able to perform different studies on the pluripotent, genetic and epigenetic properties of these cells.

## Publications

Shpiz, A., **Ben-Yosef, D.**, and Kalma, Y. (2016). Impaired function of trophoblast cells derived from translocated hESCs may explain pregnancy loss in





Left: HESCs are derived from PGD embryos affected by genetic disorders. Right: Neurons derived from HESCs: A. Neurons (MAP2, red) and glia (GFAP, green) from fragile X HESCs at day 128 of differentiation. B, C Neurons (Tuj1, green) from normal HESCs express FMRP (red) throughout differentiation (B, C: early and late differentiation, respectively). D. Neurons (Tuj1, green) created by transcription factor induced directed differentiation silence FMRP (red) by day 14 (Tuj1neg rat astrocyte feeder cells are labeled; whereas Tuj1pos HESC derived neurons are not).

women with balanced translocation (11;22). *J Assist Reprod Genet* 33, 1493-1499.

Bar-El, L., Kalma, Y., Malcov, M., Schwartz, T., Raviv, S., Cohen, T., Amir, H., Cohen, Y., Reches, A., Amit, A., and **Ben-Yosef, D.** (2016). Blastomere biopsy for PGD delays embryo compaction and blastulation: a time-lapse microscopic analysis. *J Assist Reprod Genet* 33, 1449-1457.

Telias, M., Segal, M., and **Ben-Yosef, D.** (2016). Immature Responses to GABA in Fragile X Neurons Derived from Human Embryonic Stem Cells. *Front Cell Neurosci* 10, 121.

Yedid, N., Kalma, Y., Malcov, M., Amit, A., Kariv, R., Caspi, M., Rosin-Arbesfeld, R., and **Ben-Yosef, D.** (2016). The effect of a germline mutation in the APC gene on beta-catenin in human embryonic stem cells. *BMC Cancer* 16, 952.

Malcov M, Gold V, Peleg S, Frumkin T, Azem F, Amit A, **Ben-Yosef D**, Yaron Y, Reches A, Barda S, Kleiman SE, Yogev L, Hauser R. Improving preimplantation genetic diagnosis (PGD) reliability by selection of sperm donor with the most informative haplotype.

*Reproductive Biology and Endocrinology*; 15(1):31 2017.


Frumkin T, Peleg S, Gold V, Reches A, Asaf S, Azem F, **Ben-Yosef D**, Malcov M. Complex chromosomal rearrangement-a lesson learned from PGS. *J. Assisted Reproduction and Genetics*, 2017

Kalma Y, Bar-El L, Asaf-Tisser S, Malcov M, Reches A, Hasson J, Amir Azem F, **Ben-Yosef D.** Optimal timing for blastomere biopsy of 8-cell embryos for preimplantation genetic diagnosis. *Hum. Reprod.* 2017

Frumkin T, Peleg S, Gold V, Reches A, Asaf S, Azem F, **Ben-Yosef D**, Malcov M. Complex chromosomal rearrangement-a lesson learned from PGS. *J Assist Reprod Genet.* 2017

#### Grants

2020-2023	Israel Science Foundation
2020-2025	Sagol Fund for Embryos and Stem Cells, The Sagol Network
2021-2026	NIH Grant (RO1)



Dr. Oren Pleniceanu M.D., Ph.D.

Department of Pediatrics  
Faculty of Medicine



TEL AVIV UNIVERSITY



orenplen@tauex.tau.ac.il  
<http://KidneyLab.sites.tau.ac.il>

## Deciphering Basic Kidney Biology to Improve the Lives of Those Affected by Kidney Disease

### Positions

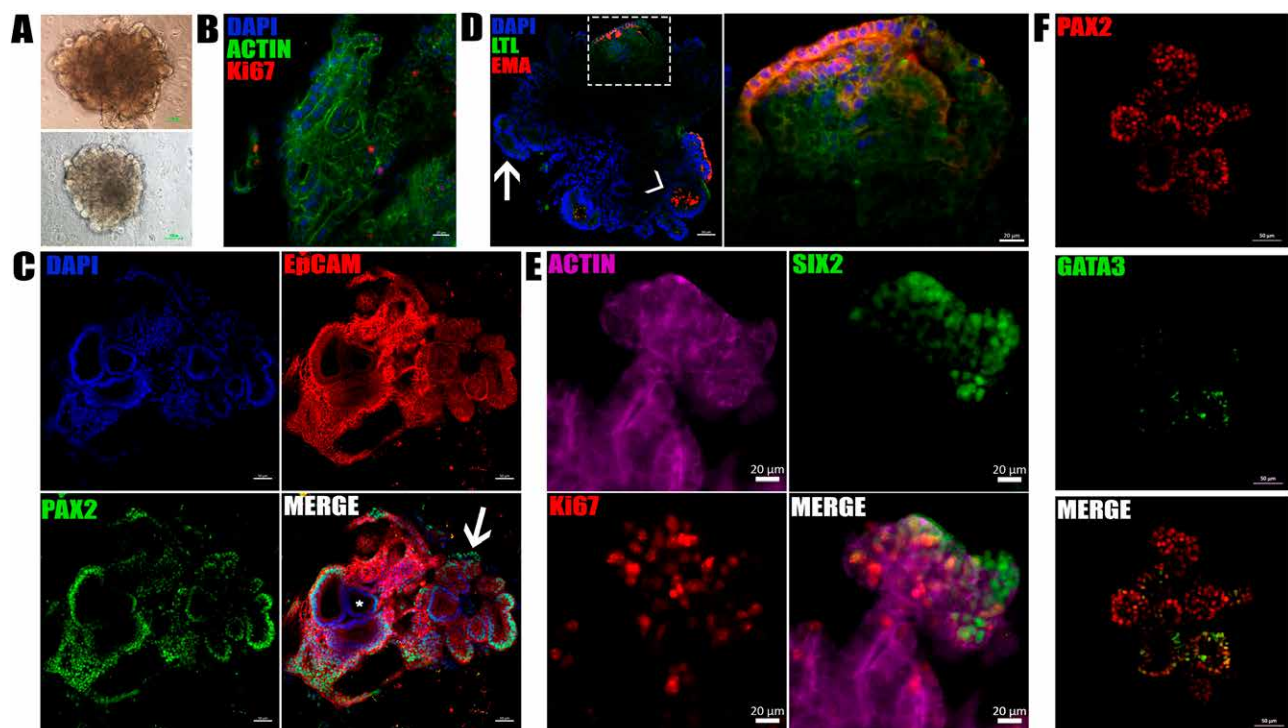
Lecturer, Faculty of Medicine

Principal investigator, Kidney Research Lab, Sheba Medical Center

Sheba Medical Center Physician-Scientist Program

### Research

Kidney research is both intriguing and important. On the one hand, the kidney is highly complex and only partially understood. On the other hand, kidney diseases are very common, resulting in much morbidity and mortality. These include chronic kidney disease (CKD), which affects 15% of the population



**Kidney organoids.** (A) Phase-contrast microscopy showing large, convoluted organoids. (B) Staining for the apical marker F-Actin and Ki67, showing formation of convoluted tubular structures with a small subset of cells actively proliferating. (C) Staining for the epithelial marker EpCAM and renal progenitor marker PAX2, showing small clusters of PAX2+EpCAM cells (arrow) and multiple EpCAM+ tubules, some of which express PAX2, indicating an undifferentiated phenotype while some lack PAX2 expression and hence more mature (asterisk). Note nuclear PAX2 localization. (D) Left: the organoids harbor both LTL+ proximal (arrow) and EMA+ (arrowhead) distal tubules. Right: magnification of marked area. Note double positive tubules, indicating primitive phenotype prior to segment specification. (E) The organoids contain a cells population with nuclear expression of the CM marker SIX2, many of which are actively proliferating, as shown by Ki67 expression. This population lies adjacent to tubular structures. (F) The organoids harbor both PAX2+GATA3+ cells, indicative of a UB-lineage and PAX2+GATA3- cells of the CM lineage. Scale bars: A: 100µM; B&E: 20µM; C&F:50µM; D: left: 50µM, right: 20 µM.

and is cureless, and renal cell carcinoma (RCC), the most common renal cancer, which kills ~175,000 people a year worldwide.

Our main goal is to uncover new aspects in the basic biology of the kidney and new molecular mechanisms underlying kidney disease. However, we also focus on translational aspects and work hard to leverage our discoveries into new diagnostic, prognostic and therapeutic approaches. As a hospital-based lab, with a team that also includes physicians, we have the unique advantage of having all the expertise needed to truly implement a bench-to bedside and backwards approach. To achieve these goals, we use a wide range of methodologies and research areas, including stem cell biology, large-scale 'omics' analyses (mainly at the transcriptional and epigenetic levels), 3D culture methods and animal models.

## Publications

Pode-Shakked N\*, / O\*, Gershon R, Shukrun R, Kanter I, Bucris E, Pode-Shakked B, Tam G, Tam H, Caspi R, Pri-Chen S, Vax E, Katz G, Omer D, Harari-Steinberg O, Kalisky T, Dekel B. Dissecting stages of human kidney development and tumorigenesis with surface markers affords simple prospective purification of nephron stem cells. *Sci Rep*. 2016;6:23562. \* Equal contribution.

**Pleniceanu O**, Shukrun R, Omer D, Vax E, Kanter I, Dziedzic K, Pode-Shakked N, Mark-Daniei M, Pri-Chen S, Gnatek Y, Alfandary H, Varda-Bloom N, Bar-Lev DD, Bollag N, Shtainfeld R, Armon L, Urbach A, Kalisky T, Nagler A, Harari-Steinberg O, Arbiser JL, Dekel B. PPAR $\gamma$  is central to initiation and propagation of human angiomyolipoma, suggesting its potential as a therapeutic target. *EMBO Mol Med*. 2017;9(4):508-530.

Pillar N\*, **Pleniceanu O**\*, Fang M\*, Ziv L, Lahav E, Botchan S, Cheng L, Dekel B, Shomron N. A rare variant in the FHL1 gene associated with X-linked recessive hypoparathyroidism. *Hum Genetics* 2017;136(7):835-845. \* Equal contribution.

**Pleniceanu O**, Omer D, Azaria E, Harari-Steinberg O, Dekel B. mTORC1 inhibition is an effective treatment for sporadic renal angiomyolipoma. *Kidney Int Rep*. 2017 Aug 12;3(1):155-159.

Alfandary H, Haskin O, Davidovits M, **Pleniceanu O**, Leiba A, Dagan A. Increasing prevalence of nephrolithiasis in association with increased body mass index in children: A population based study. *J Urol*. 2017 Oct 20.

Golan H, Shukrun R, Caspi R, Vax E, Pode-Shakked N, Goldberg S, **Pleniceanu O**, Bar-Lev DD, Mark-Daniei M, Pri-Chen S, Jacob-Hirsch J, Kanter I, Trink A, Schiby G, Bilik R, Kalisky T, Harari-Steinberg O, Toren A, Dekel B. In vivo expansion of cancer stemness affords novel cancer stem cell targets: Malignant rhabdoid tumor as an example. *Stem Cell Reports*. 2018;11(3):795-810.

Staretz-Chacham O, Shukrun R, Barel O, Pode-Shakked B, **Pleniceanu O**, Anikster Y, Shalva N, Ferreira CR, Ben-Haim Kadosh A, Richardson J, Mane SM, Hildebrandt F, Vivante A. Novel homozygous ENPP1 mutation causes generalized arterial calcifications of infancy, thrombocytopenia, and cardiovascular and central nervous system syndrome. *Am J Med Genet A*. 2019;179(10):2112-2118

Shukrun R, Golan H, Caspi R, Pode-Shakked N, **Pleniceanu O**, Vax E, Bar-Lev DD, Pri-Chen S, Jacob-Hirsch J, Schiby G, Harari-Steinberg O, Mark-Daniei M, Dekel B, Toren A. NCAM1/FGF module serves as a putative pleuropulmonary blastoma therapeutic target. *Oncogenesis*. 2019;8(9):48.

Harari-Steinberg O, Omer D, Gnatek Y, **Pleniceanu O**, Goldberg S, Cohen-Zontag O, Pri-Chen S, Kanter I, Ben Haim N, Becker E, Ankawa R, Fuchs Y, Kalisky T, Dotan Z, Dekel B. Ex Vivo expanded 3d human kidney spheres engraft long term and repair chronic renal injury in mice. *Cell Rep*. 2020;852-869:e854.

**Pleniceanu O**, Omer D, Gnatek Y, Lachmi BE, Manevitz-Mendelson E, Rosenzweig B, Eisner A, Dotan Z, Harari-Steinberg O, Fine LG, Dekel B, Greenberger S. Successful introduction of human renovascular units into the mammalian kidney. *J Am Soc Nephrol*. 2020: ASN.2019050508.

(Featured in monthly editorial: Mix for Regeneration: Nephron Replacement by Transplanted Cells. Schmidt-Ott KM, *J Am Soc Nephrol*. 2020; ASN.2020091350.)

**Pleniceanu O**, Twig G, Tzur D, Gruber N, Shtern M, Afek A, Erlich T, Keinan-Boker L, Skorecki K, Calderon-Margalit R, Vivante A. Kidney failure risk in Type 1 vs. Type 2 childhood-onset diabetes mellitus. *Pediatr Nephrol*. 2020.

**Pleniceanu O**, Twig G, Tzur D, Sherman G, Afek A, Erlich T, Keinan L, Golan E, Skorecki K, Vivante A, Calderon-Margalit R. Acute pyelonephritis and the risk of end-stage renal disease. *J Nephrol*. 2020.

Calderon-Margalit R\*, **Pleniceanu O**\*, Tzur D, Stern-Zimmer M, Afek A, Erlich T, Verhovsky G, Keinan-Boker L, Skorecki K, Twig G, Vivante A. Childhood

cancer and the risk of end-stage renal disease. J Am Soc Nephrol. 2020. \* Equal contribution.

Cohen-Zontag O, Gershon R, Harari-Steinberg O, Kanter I, Omer D, **Pleniceanu O**, Tam G, Oriel S, Ben-Hur H, Katz G, Dotan Z, Kalisky T, Dekel B, Pode-Shakked N. Human kidney clonal proliferation disclose lineage-restricted precursor characteristics. Sci Rep. 2020;10(1):22097.

Alfandary H, Haskin O, Goldberg O, Dagan A, Borovitz Y, Levi S, Davidovits M, Erlich T, Landau D, **Pleniceanu O**. Is the prognosis of congenital single functioning kidney benign? A population-based study. Pediatr Nephrol. 2021.

Calderon-Margalit R\*, Efron G\*, **Pleniceanu O\***, Tzur D, Shtern M, Afek A, Erlich T, Derazne E, Kark JD, Keinan L, Twig G, Vivante A. Congenital anomalies of the kidney and urinary tract and adulthood risk of kidney cancer. Kidney / Reports. \* Equal contribution.

#### Grants

- |           |  |
|-----------|--|
| 2021-2024 | Sheba Medical Center Physician-Researcher Excellence Program |
| 2020-2021 | Suzanne Eichinger-Henke Grant (Faculty of Medicine, TAU)     |
| 2021-2023 | Israel Cancer Association                                    |
| 2021-2024 | Estates Committee, Ministry of Justice                       |

# Renal System





## Dr. Benaya Rozen-Zvi, M.D.

Department of Nephrology and Hypertension  
Rabin Medical Center  
Faculty of Medicine



Email: [bnaiar@clalit.org.il](mailto:bnaiar@clalit.org.il)

# Optimizing Graft Survival in Patients after Kidney Transplantation

## Positions

Clinical Senior Lecturer, Faculty of Medicine

Department Head – Department of Nephrology and Hypertension, Rabin Medical Center

## Research

Kidney transplantation is the treatment of choice for patients with end stage kidney disease (ESKD). However long-term survival of kidney allograft is suboptimal with only minimal improvement during the last years. In our research we try to find the optimal immunosuppression that will minimize immunological insult to the kidney allograft as well as the risk of infection malignancy and cardiovascular disease. We focus on the blood level of tacrolimus, the potent component of the immunosuppressant regimen. We use statistical and mathematical tools to optimize the treatment for each patient in order to get maximal graft survival with minimal complications. We also try to evaluate the risk factors for post-transplant complication in order to implement appropriate preventive measures to minimize the risk. Our study aims are to find clinical and molecular characteristics that will enable us to implement personalized medicine for each patient with maximal graft survival and minimal complications rate.

## Publications

Shepshelovich D, Leibovitch C, Klein A, Zoldan S, Shochat T, Green H, **Rozen-Zvi B**, Lahav M, Gafter-Gvili A. Yield of workup for patients with idiopathic presentation of the syndrome of inappropriate antidiuretic hormone secretion. *Eur J Intern Med.* 2016;32:60-4.

Goldvaser H, **Rozen-Zvi B**, Yerushalmi R, Gafter-Gvili A, Lahav M, Shepshelovich D. Malignancy Associated SIADH: Characterization and Clinical Implications. *Acta Oncol.* 2016;55(9-10):1190-1195.

Shepshelovich D, **Rozen-Zvi B**, Avni T, Gafter U, Gafter-Gvili, A. Intravenous versus oral iron supplementation for the treatment of anemia in CKD: An updated systematic review and meta-analysis. *Am J Kidney Dis.* 2016.

**Rozen-Zvi B**, Lichtenberg S, Green H, Cohen O, Chagnac A, Mor E, Rahamimov R. Cytomegalovirus-negative kidney transplant recipients are at an increased risk for malignancy after kidney transplantation. *Clin Transplant.* 2016;30(9):980-5.

Shepshelovich D, Yelin D, Bach LO, Halevy N, Ziv Y, Green H, **Rozen-Zvi B**, Ben-Zvi H, Bishara J, Gafter-Gvili A, Yahav D. Chills during hemodialysis: Prediction and prevalence of bacterial infections – A retrospective cohort study. *Am J Med.* 2017;130(4):477-481

**Rozen-Zvi B**, Schneider S, Lichtenberg S, Green H, Cohen O, Gafter U, Chagnac A, Mor E, Rahamimov R. Association of the combination of time-weighted variability of tacrolimus blood level and exposure to low drug levels with graft survival after kidney transplantation. *Nephrol Dial Transplant.* 2017;32(2):393-399.

Shepshelovich D, Schechter A, Calvarysky B, Diker-Cohen T, **Rozen-Zvi B**, Gafter-Gvili A. Medication-induced SIADH: distribution and characterization according to medication class. *Br J Clin Pharmacol.* 2017;83(8):1801-1807.

Lichtenberg S, Rahamimov R, Green H, Fox BD, Mor E, Gafter U, Chagnac A, **Rozen-Zvi B**. The incidence of post-transplant cancer among kidney transplant recipients is associated with the level of tacrolimus exposure during the first year after transplantation. *Eur J Clin Pharmacol.* 2017;73(7):819-826.

Green H, Lichtenberg S, Rahamimov R, Livneh A, Chagnac A, Mor E, **Rozen-Zvi B**. Familial Mediterranean fever is associated with increased mortality after kidney transplantation – A 19

years' single center experience. *Transplantation* 2017;101(10):2621-2626.

Shimon O, Green H, Eliakim-Raz N, **Rozen-Zvi B**, Ben-Zvi H, Zohar I, Bishara J, Yahav D. Gram-negative bloodstream infections in hemodialysis patients: A retrospective study. *Clin Nephrol*. 2018;90(2):117-124.

Steinmetz T, Witberg G, Chagnac A, Green H, Sagie A, **Rozen-Zvi B**, Kornowski R. Transcatheter aortic valve implantation versus conservative treatment in chronic kidney disease patients. *EuroIntervention*. 2018;14(5):e503-e510.

Diker-Cohen T, **Rozen-Zvi B**, Yelin D, Akirov A, Robenshtok E, Gafter-Gvili A, Shepshelovich D. Endocrinopathy-induced euvolemic hyponatremia. *Intern Emerg Med*. 2018;13(5):679-688.

van Dijk TY, Rahamimov R, Chagnac A, van Dijk DJ, Mor E, Shlomai A, **Rozen-Zvi B**. The effect of cause, timing, kidney function recovery, and recurrent events on the prognosis of acute kidney injury in kidney transplant recipients. *Clin Transplant*. 2018;32(10):e13398.

Rahamimov R, Tifti-Orbach H, Zingerman B, Green H, Schneider S, Chagnac A, Mor E, Fox BD, **Rozen-Zvi B**. Reduction of exposure to tacrolimus trough levels variability is associated with better graft survival after kidney transplantation, *Eur J Clin Pharmacol*. 2019;75(7):951-958.

Schechter A, Gafter-Gvili A, Shepshelovich D, Rahamimov R, Gafter U, Mor E, Chagnac A, **Rozen-Zvi B**. Post Renal Transplant Anemia: Severity, Causes and their association with graft and patient survival. *BMC Nephrol*. 2019;20(1):51

Green H, Neshar E, Aizner S, Israeli M, Klein T, Zakai H, Rahamimov R, **Rozen-Zvi B**, Mor E. Long-term results of desensitization protocol with and without rituximab in sensitized kidney transplant recipients. *Clin Transplant*. 2019;33(6):e13562.

39. Frenkel Rutenberg T, Bdeir A, **Rozen-Zvi B**, Rosenthal Y, Velkes S, Weiss A, Beloosesky Y. Rate and outcome of acute kidney injury following hip fracture surgery in diabetic older patients treated with renin-angiotensin-aldosterone antagonists. *Drugs Aging*. 2019;36(7):667-674.

Shepshelovich D, Tau N, Green H, **Rozen-Zvi B**, Issaschar A, Falcone M, Coussement J, Zusman O, Manuel O, Mor E, Torre-Cisneros J, Yahav D. Immunosuppression reduction in liver and kidney transplant recipients with suspected bacterial infection: A multinational survey. *Transpl Infect Dis*. 2019:e13134.

Yahav D, Sulimani O, Green H, Margalit I, Ben-Zvi H, Mor E, **Rozen-Zvi B**. Immunosuppression reduction in kidney transplant recipients during bacterial infection-A retrospective study. *Clin Transplant*. 2019:e13707.

Rahamimov R, van Dijk TY, Molcho M, Vahav I, Mor E, Ben Dor N, Goldman S, **Rozen-Zvi B**. Acute Kidney Injury and Long-Term Risk for Cardiovascular Events in Patients after Kidney Transplantation. *Kidney Blood Press Res*. 2019;19:1-9.

Edel Y, Avni T, Shepshelovich D, Reich S, **Rozen-Zvi B**, Elbaz M, Leibovici L, Molad Y, Gafter-Gvili A. The safety of pulse corticosteroid therapy-Systematic review and meta-analysis. *Semin Arthritis Rheum*. 2020;50(3):534-545.

Molcho M, **Rozen-Zvi B**, Shteinmats T, Ben Dor N, Vahav I, Neshar E, Rahamimov R. Temporal changes of proteinuria after kidney transplantation: association with cardiovascular morbidity and mortality. *J Nephrol*. 2020.

Amitai I, Rozovski U, El-Saleh R, Shimony S, Shepshelovich D, **Rozen-Zvi B**, Raanani P, Gafter-Gvili A, Gurion R. Risk factors for high-dose methotrexate associated acute kidney injury in patients with hematological malignancies. *Hematol Oncol*. 2020.

updated KBA June 2022