

**TEST REPORT NUMBER:** NC601038 Rev D

**EQUIPMENT TESTED:** DC/DC Converter

**MODEL NO(S):** MIL1566-1720 and MIL2050-1719  
MIL1580-XXXX

**SERIAL NO(S):** None

**TEST DATE(S):** 28-31 March 2006  
03-04, 13-14, & 17-18 April 2006  
16 June 2006  
27 November 2007  
13-14 April 2011

**PREPARED FOR:** Lind Electronic Design Company  
6414 Cambridge Street  
St Louis Park, MN 55446

**CUSTOMER REQUESTER:** Russ Babinski  
952-927-7740

**TEST LOCATION:** TÜV SÜD America Inc  
New Brighton Laboratory  
1775 Old Highway 8 NW, Suite 104  
New Brighton Minnesota 55112-1891  
651 631 2487

**PREPARED BY:** TÜV SÜD America Inc  
New Brighton Laboratory  
1775 Old Highway 8 NW, Suite 104  
New Brighton Minnesota 55112-1891  
651 631 2487

*TÜV SÜD America Inc reports apply only to the specific samples tested under stated test conditions. It is the manufacturer's responsibility to assure that additional production units of this model are manufactured with identical electrical and mechanical components. TÜV SÜD America Inc shall have no liability for any deductions, inferences or generalizations drawn by the client or others from TÜV SÜD America Inc issued reports.*

*This report is the confidential property of the client. As a mutual protection to our clients, the public and ourselves, extracts from the test report shall not be reproduced except in full without our written approval. This report shall not be used by the client to claim product endorsement by NVLAP, NIST, or any agency of the US government.*

*TÜV SÜD America Inc and its professional staff hold government and professional organization certifications and are members of AAMI, ACIL, AEA, ANSI, IEEE, NARTE, and VCCI.*

*RTCA/DO-160 Test Methods are not currently covered under the NVLAP Lab Code #100271-0 Scope of Accreditation.*

*NVLAP Lab Code #100271-0 Scope of Accreditation includes*

*MIL-STD-462 Test Methods CE01, CE02, CE03, CE04, CE07, CS01, CS02, CS06, CS09, RE01, RE02, RS01, RS02, RS03, RS06,*

*MIL-STD-462 Version D and MIL-STD-461 Version E Methods CE101, CE102, CS101, CS109, CS114, CS115, CS116, RE101, RE102, RS101 & RS103.*

## REVISION RECORD

REV	TOTAL NUMBER OF PAGES	DATE	DESCRIPTION
A	349	10 May 2006	Official Release including Environmental Report
B	348	09 May 2007	<p>Revised report to include test data from 16 June 2006 retest of RE102 scan for 30 MHz to 200 MHz due to incorrect setup in April 2006.</p> <ul style="list-style-type: none"> <li>• Pages 1, 4, and 6: Added 16 June 2006 test date.</li> <li>• Directory: Updated page numbers</li> <li>• Section 2.0: Updated RE102 test result and Note 3.</li> <li>• Appendix D: Replaced the 04 April 2006 RE102 Subreport Number 9 data and plot with the 16 June 2006 data and plot. (See pages 138-149.)</li> </ul>
C	381	27 December 2007	<p>Revised report to include test information from 27 November 2007 additional testing to MIL-STD-1275D Ripple Voltage Imported into Equipment and MIL-STD-461E CS101 testing (previously undertested due to test equipment availability.)</p> <ul style="list-style-type: none"> <li>• Pages 1, 4, and 6: Added 27 November 2007 test date.</li> <li>• Directory: Updated page numbers</li> <li>• Updated Lind QTP to Rev B.</li> <li>• Section 2.0: Added MIL-STD-1275D Section 5.3.2.5 test result.</li> <li>• Appendix B: Added test equipment for MIL-STD-1275D Section 5.3.2.5 and MIL-STD 461E CS101.</li> <li>• Appendix D: Added data for MIL-STD 461E CS101 (pages 90-94) and MIL-STD-1275D Section 5.3.2.5 (pages 276 - 281).</li> <li>• Appendix F: Added appendix to include TÜV Environmental Report EC706950 per client request.</li> </ul>
D	762	19 May 2011	<ul style="list-style-type: none"> <li>• Report revised to include test information from 13-14 April 2011:             <ul style="list-style-type: none"> <li>○ MIL-STD 461E and 461F RE102 testing on Models MIL1566-XXXX and MIL2050-XXXX, 2 MHz to 30 MHz only.</li> <li>○ Full RE101, RE102, CE101, and CE102 testing on Model MIL1580-XXXX. Other tests not needed on this product due to similarity to models already tested.</li> </ul> </li> <li>• Page 4: Removed Test Report number, Company, EUT, Requestor / Telephone Number, and Test Dates as they are redundant to the information on page 1.</li> <li>• Page 5, Section 2.0: Corrected typo in Test Area 3 description for 2006-2007 testing from "anechoic" to "semi-anechoic" and added note regarding Test Area 3 remodel in 2010 to a "Semi-Anechoic ferrite/pyramidal cone lined shielded room "</li> <li>• Page 6,             <ul style="list-style-type: none"> <li>○ Section 3.0:                 <ul style="list-style-type: none"> <li>▪ Corrected "EMC testing" to "Environmental testing".</li> <li>▪ Added that some environmental testing was performed by TÜV SÜD America, and indicated which environmental tests were done by TÜV and by Environment Associates.</li> </ul> </li> <li>▪ Appendix F: Updated TÜV Environmental Report EC706950 to state compliance to MIL STD 810G requirements and issue as Rev C. Engineering review determined that no additional testing was required.</li> </ul> </li> </ul>

## DIRECTORY

Revision Record.....	2
Directory.....	3
1.0 Test Summary.....	4
2.0 EMC Test Results.....	5 - 6
3.0 Environmental Test Results.....	6
4.0 Modifications Required To Pass.....	6
5.0 Test Specification Deviations: Additions To Or Exclusions From.....	6
6.0 Statement Of Measurement Uncertainty.....	6
Appendix A: Test Setup Photos.....	7 - 41
Appendix B: Test Equipment List.....	42 - 47
Appendix C: Test Procedure.....	48
Appendix D: Test Data Sheets.....	49
Bonding.....	50 - 54
MIL-STD 461E CE101 - Conducted Emissions, Power Leads, 30 Hz - 10 kHz.....	55 - 66
MIL-STD 461E CE102 - Conducted Emissions, Power Leads, 10 kHz - 10 MHz.....	67 - 82
MIL-STD 461E CS101 - Conducted Susceptibility, Power Leads, 30 Hz - 150 kHz.....	83 - 94
MIL-STD 461E CS114 - Conducted Susceptibility, Bulk Cable Injection, 10 kHz - 200 MHz.....	95 - 100
MIL-STD 461E CS115 - Conducted Susceptibility, Bulk Cable Injection, Impulse Excitation.....	101 - 106
MIL-STD 461E CS116 - Conducted Susceptibility, Damped Sinusoidal Transients, Cables and Power Leads, 10 kHz - 100 MHz.....	107 - 124
MIL-STD 461E RE101 - Radiated Emissions, Magnetic Field, 30 Hz - 100 kHz.....	125 - 132
MIL-STD 461E RE102 - Radiated Emissions, Electric Field, 2 MHz - 18 GHz.....	133 - 157
MIL-STD 461E RS101 - Radiated Susceptibility, Magnetic Field, 30 Hz - 100 kHz.....	158 - 162
MIL-STD 461E RS103 - Radiated Susceptibility, Electric Field, 2 MHz - 18 GHz.....	163 - 214
RTCA/DO-160D Section 21 - Emissions of RF (Conducted), 15 kHz - 30 MHz.....	215 - 230
RTCA/DO-160D Section 21 - Emissions of RF (Radiated), 2 MHz - 6 GHz.....	231 - 242
MIL-STD 1275B - Spikes Exported from Equipment.....	243 - 263
MIL-STD 1275B - Spikes Exported into Equipment.....	264 - 269
MIL-STD 1275B - Surge Imported into Equipment, 40 volt, 50 ms and 100 volt, 50 ms.....	270 - 275
MIL-STD 1275D - Ripple Voltage Imported Into Equipment, 50 Hz - 200 kHz.....	276 - 281
Appendix E: Environment Associates Environmental Test Report No. 26792-0316342.....	282 - 362
Appendix F: TÜV SÜD America Environmental Test Report EC706950.....	363 - 381
Appendix G: 13 April 2011 MIL-STD 461F testing (Models MIL1566-XXX and MIL2050-XXX).....	382
Test Setup Photos.....	383
Test Equipment List.....	384
MIL-STD 461E / 461F RE102 - Radiated Emissions, Electric Field, 2 MHz - 30 MHz only.....	385 - 476
Appendix H: 14 April 2011 MIL-STD 461F testing on Model MIL1580-XXXX.....	477
Test Setup Photo.....	478 - 486
Test Equipment List.....	487
MIL-STD 461F CE101 - Conducted Emissions, Power Leads, 30 Hz - 10 kHz.....	488 - 521
MIL-STD 461F CE102 - Conducted Emissions, Power Leads, 10 kHz - 10 MHz.....	522 - 582
MIL-STD 461F RE101 - Radiated Emissions, Magnetic Field, 30 Hz - 100 kHz.....	583 - 654
MIL-STD 461F RE102 - Radiated Emissions, Electric Field, 2 MHz - 18 GHz.....	655 - 762

---

## STANDARDS / DOCUMENTS:

- RTCA/DO-160D - Environmental Conditions and Test Procedures for Airborne Equipment, Jul 29 1997.
- MIL-STD 461E - Department of Defense Interface Standard, Requirements for the Control of Electromagnetic Interference Characteristics of Subsystems and Equipment, 20 Aug 1999.
- MIL-STD 461F - Department of Defense Interface Standard, Requirements for the Control of Electromagnetic Interference Characteristics of Subsystems and Equipment, 10 Dec 2007.
- MIL-STD 1275B - Characteristics of 28 Volt DC Electric Systems in Military Vehicles, 20 Nov 1997.
- MIL-STD 1275D - Characteristics of 28 Volt DC Electric Systems in Military Vehicles, 29 Aug 2006.
- Lind Electronics - EMC and Environmental Qualification Test Plan, Document DC601038 Rev B, 09 Nov 2007.

---

## 1.0 TEST SUMMARY

Electromagnetic compatibility testing was performed in 2006 on Models MIL1566-1720 and MIL2050-1719 DC/DC converters at the New Brighton Laboratory of TÜV SÜD America Inc located in New Brighton, Minnesota. The Environmental testing was performed on Model MIL1566-1720 DC/DC converter at Environment Associates Inc Chatsworth, California, facilities. The test requirements and procedures were specified in RTCA/DO-160D, MIL-STD 461E, MIL-STD 1275B, and Lind Electronics EMC and Environmental Qualification Test Plan, Document DC601038 Rev A.

Electromagnetic compatibility testing was performed 27 September 2007 (under TÜV Project NC708569 as indicated in the test setup photos and test data sheets) on the Model MIL1566-1720 DC/DC converter at the New Brighton Laboratory of TÜV SÜD America Inc located in New Brighton, Minnesota, for the added Ripple Voltage Imported into Equipment test, and additional MIL-STD 461E CS101 testing due to undertesting in 2006. The test requirements and procedures were specified in MIL-STD 461E, MIL-STD 1275D, and Lind Electronics EMC and Environmental Qualification Test Plan, Document DC601038 Rev B.

Electromagnetic compatibility testing was performed 13 April 2011 (under TÜV Project NC1101387 as indicated in the test setup photos and test data sheets) on Models MIL1566-XXXX and MIL2050-XXXX DC/DC converter at the New Brighton Laboratory of TÜV SÜD America Inc located in New Brighton, Minnesota, to meet the RE102 requirements of MIL-STD 461E and MIL-STD 461F in the 2 MHz to 30 MHz frequency range. The test requirements and procedures were specified in MIL-STD 461E, MIL-STD 461F, and Lind Electronics EMC and Environmental Qualification Test Plan, Document DC601038 Rev B. An engineering determination was made that no other testing was required to state compliance to MIL-STD-461F. The test setup photos, test equipment list, and test data for this testing is located in Appendix G of this report.


Electromagnetic compatibility testing was also performed 14 April 2011 (under TÜV Project NC1101387 as indicated in the test setup photos and test data sheets) on similar 120W Model MIL-1580-XXXX DC/DC converter at the New Brighton Laboratory of TÜV SÜD America Inc located in New Brighton, Minnesota. After engineering review, it was determined that, due to the similarity to the previously tested models, only RE101, RE102, CE101, and CE102 testing was required to state compliance to MIL-STD-461F. The test requirements and procedures were specified in MIL-STD 461F, and Lind Electronics EMC and Environmental Qualification Test Plan, Document DC601038 Rev B. The test setup photos, test equipment list, and test data for this testing is located in Appendix H of this report.

---


### Tested By:

David T Schaefer, EMC Technician  
Michael J Westman, EMC Technician  
Mark A Abrahamson, EMC Engineer  
James E Morris, EMC Technician  
Scott D Hager, EMC Technician

### Written By:

  
Jolene S Polosky  
Senior EMC Technical Writer

### Reviewed By:

  
Gerald V Anderson  
Senior EMC Engineer



## 2.0 EMC TEST RESULTS

EMC testing was performed in accordance with the above referenced documents in TÜV SÜD America's Test Areas #3 (a 24' x 16' x 12' semi-anechoic absorber lined shielded room) and #5 (a 4.9m x 3.7m x 2.7m or 16' x 12' x 9' shielded room). (NOTE: In May 2010, Test Area #3 was renovated to be CISPR 25 compliant.) The system was configured in a typical user arrangement in accordance with the manufacturer's instructions. All Conducted Emissions testing and Radiated Emissions testing was performed on both Models MIL1566-1720 and MIL2050-1719. All other tests were performed on Model MIL1566-1720 only. Refer to the data sheets in Appendix D (2006-2007 testing), Appendix G (13 April 2011 testing), and Appendix H (14 April 2011 testing) for testing details.

Test type	Standard	Description	Frequency Range	Pass/Fail
CE101 <sup>(1)</sup>	MIL-STD 461F	Conducted Emissions, Input Power Lead	30 Hz - 10 kHz	PASS <sup>Note 5</sup>
CE102 <sup>(1)</sup>	MIL-STD 461F	Conducted Emissions, Input Power Lead	10 kHz - 10 MHz	PASS <sup>Note 5</sup>
CS101 <sup>(1)</sup>	MIL-STD 461F	Conducted Susceptibility, Power Lead	30 Hz - 150 kHz	PASS <sup>Note 4</sup>
CS114 <sup>(1)</sup>	MIL-STD 461F	Conducted Susceptibility, Bulk Cable Injection, Power Cable	10 kHz - 200 MHz	PASS
CS115 <sup>(1)</sup>	MIL-STD 461F	Conducted Susceptibility, Bulk Cable Injection, Impulse Excitation	N/A	PASS
CS116 <sup>(1)</sup>	MIL-STD 461F	Conducted Susceptibility, Damped Sinusoidal Transients, Cables and Power Leads	10 kHz - 100 MHz	PASS
RE101 <sup>(1)</sup>	MIL-STD 461F	Radiated Emissions, Magnetic Field	30 Hz - 100 kHz	PASS <sup>Note 5</sup>
RE102 <sup>(1)</sup>	MIL-STD 461F	Radiated Emissions, Electric Field	2 MHz - 18 GHz	PASS <sup>Notes 3,5</sup>
RS101 <sup>(1)</sup>	MIL-STD 461F	Radiated Susceptibility, Magnetic Field	30 Hz - 100 kHz	PASS
RS103 <sup>(1)</sup>	MIL-STD 461F	Radiated Susceptibility, Electric Field	2 MHz - 18 GHz	PASS
Section 21 <sup>(2)</sup>	RTCA/DO-160D	Emissions of RF (Conducted) - Category M	15 kHz - 30 MHz	PASS
Section 21 <sup>(2)</sup>	RTCA/DO-160D	Emissions of RF (Radiated) - Category M	2 MHz - 6 GHz	PASS
<sup>(2)</sup>	MIL-STD 1275B	Spikes Exported from Equipment, 28 volts	N/A	PASS
<sup>(2)</sup>	MIL-STD 1275B	Spikes Imported into Equipment, ± 250 volts	N/A	PASS
<sup>(2)</sup>	MIL-STD 1275B	Surge Imported into Equipment - 40 Volt, 50 mS	N/A	PASS
<sup>(2)</sup>	MIL-STD 1275B	Surge Imported into Equipment - 100 Volt, 50 mS	N/A	PASS
<sup>(2)</sup>	MIL-STD 1275D	Ripple Voltage Imported into Equipment	50 Hz - 200 kHz	PASS

<sup>(1)</sup> Test Methods covered under NVLAP Lab Code #100271-0 Scope of Accreditation

<sup>(2)</sup> Test Methods not covered under NVLAP Lab Code #100271-0 Scope of Accreditation

Note 3: Model MIL2050-1719 exceeded the MIL-STD 461E RE102 limit by 0.36 dB at 193.54 MHz during testing on 04 April 2006. However, it was later determined that the power supply and external load was located inside the test chamber, but should have been placed in the adjacent anteroom with the other support equipment. The unit was retested on 16 June 2006 with the power supply and external load located in the anteroom. Only the frequency range in which the failure was noted on 04 April 2006 (30 MHz to 200 MHz, Vertical Polarity) was retested. Testing was not repeated on the other frequency ranges because they were below the limit in April, and it was determined that the proper placement of the support equipment would not degrade the original results. Refer to the RE102 test data in Appendix D for test details.

(Continued...)

(...continued)

On 13 April 2011, RE102 testing was repeated on Models MIL1566-XXXX and MIL2050-XXXX in the 2 MHz to 30 MHz frequency range to meet the MIL-STD 461F requirements. Engineering review had determined that no other testing was required to state compliance to MIL-STD-461F.

Note 4: CS101 testing on 31 March 2006 was undertested (power limited to 40 Watts) due to test equipment availability. CS101 testing was performed on 27 November 2007 to the requirements of the Standard (80 Watt limit).

Note 5: Model MIL1580-XXXX was tested on 14 April 2011 to meet the MIL-STD 461F requirements for RE101, RE102, CE101, and CE102. Engineering review had determined that no other testing was required to state compliance to MIL-STD-461F due to similarity to the previously tested models.

### 3.0 ENVIRONMENTAL TEST RESULTS

Environmental testing for Altitude, Humidity, Sand and Dust, Vibration, and Shock was performed in accordance with the above referenced documents at Environment Associates Inc facilities. Refer to Appendix E for their Test Report No. 26792-0316342.

Environmental testing for High Temperature, Low Temperature, and Thermal Shock was performed in accordance with the above referenced documents at TÜV SÜD America's Environmental Lab located in Minneapolis, Minnesota. Refer to Appendix F for Test Report EC706950.

### 4.0 EMC MODIFICATIONS REQUIRED TO PASS:

- None
- As indicated on the data sheet(s)

### 5.0 EMC TEST SPECIFICATION DEVIATIONS: ADDITIONS TO OR EXCLUSIONS FROM:

- None
- As indicated in the Test Plan

### 6.0 EMC STATEMENT OF MEASUREMENT UNCERTAINTY

The data and results referenced in this document are accurate. The reader is cautioned that there is some measurement variability due to the tolerances of the test equipment that can contribute to a nominal product measurement uncertainty. Furthermore, component differences and manufacturing process variability of production units similar to that tested may result in additional product uncertainty. If necessary, refer to the test lab for the actual measurement uncertainty for specific tests.


EUT Received Date	<u>28 March and 14 June 2006</u>	<u>27 November 2007</u>	<u>13 April 2011</u>
Condition of EUT	<u>Normal</u>	<u>Normal</u>	<u>Normal</u>
Testing Start Date	<u>28 March 2006</u>	<u>27 November 2007</u>	<u>13 April 2011</u>
Testing End Date	<u>16 June 2006</u>	<u>27 November 2007</u>	<u>14 April 2011</u>

## APPENDIX A

### EMC TEST SETUP PHOTOS




MIL-STD 461E CE101: Conducted Emissions - Input Power Lead






MIL-STD 461E CE102: Conducted Emissions - Input Power Lead






MIL-STD 461E CS101: Conducted Susceptibility - Power Lead  
2006 Testing



MIL-STD 461E CS101: Conducted Susceptibility - Power Lead  
2006 Testing





MIL-STD 461E CS101: Conducted Susceptibility  
2007 Testing

Testing was performed under TÜV Project NC708569 as indicated in the photo.




MIL-STD 461E CS114: Conducted Susceptibility - Bulk Cable Injection - Power Cable





MIL-STD 461E CS115: Conducted Susceptibility - Bulk Cable Injection - Power Cable






MIL-STD 461E CS116: Conducted Susceptibility - Damped Sinusoidal Transients, Cables and Power Leads

**Photo Not Available**



MIL-STD 461E RE101: Radiated Emissions - Magnetic Field



MIL-STD 461E RE102: Radiated Emissions - Electric Field  
2 MHz - 30 MHz






MIL-STD 461E RE102: Radiated Emissions - Electric Field  
30 MHz - 200 MHz



MIL-STD 461E RE102: Radiated Emissions - Electric Field  
200 MHz - 1 GHz






MIL-STD 461E RE102: Radiated Emissions - Electric Field  
1 GHz - 18 GHz




MIL-STD 461E RS101: Radiated Susceptibility - Magnetic Field






MIL-STD 461E RS101: Radiated Susceptibility - Magnetic Field



MIL-STD 461E RS101: Radiated Susceptibility - Magnetic Field



MIL-STD 461E RS103: Radiated Susceptibility - Electric Field  
2 MHz - 200 MHz





MIL-STD 461E RS103: Radiated Susceptibility - Electric Field  
200 MHz - 400 MHz



MIL-STD 461E RS103: Radiated Susceptibility - Electric Field  
400 MHz - 1 GHz





MIL-STD 461E RS103: Radiated Susceptibility - Electric Field  
1 GHz - 4 GHz





MIL-STD 461E RS103: Radiated Susceptibility - Electric Field  
4 GHz - 8 GHz



MIL-STD 461E RS103: Radiated Susceptibility - Electric Field  
8 GHz - 12 GHz





MIL-STD 461E RS103: Radiated Susceptibility - Electric Field  
12 GHz - 18 GHz






RTCA/DO-160D Section 21: Emissions of RF (Conducted)  
28 VDC



RTCA/DO-160D Section 21: Emissions of RF (Conducted)  
Return



RTCA/DO-160D Section 21: Emissions of RF (Conducted)  
Signal bundle





RTCA/DO-160D Section 21: Emissions of RF (Radiated)  
2 MHz - 25 MHz




RTCA/DO-160D Section 21: Emissions of RF (Radiated)  
25 MHz - 200 MHz





RTCA/DO-160D Section 21: Emissions of RF (Radiated)  
200 MHz - 1000 MHz






RTCA/DO-160D Section 21: Emissions of RF (Radiated)  
1 GHz - 6 GHz




### MIL-STD 1275B - Spikes Exported from Equipment






### MIL-STD 1275B - Spikes Exported into Equipment






MIL-STD 1275B - Surge Imported into Equipment, 40 volt, 50 ms and 100 volt, 50 ms



MIL-STD 1275D - Ripple Voltage Imported into Equipment  
2007 testing

Testing was performed under TÜV Project NC708569 as indicated in the photo.





## APPENDIX B

### EMC TEST EQUIPMENT LIST



## TEST EQUIPMENT

Use of the calibrated equipment listed in this report ensures traceability to national and international standards.

Test #	Test Description / Performed By
1	MIL-STD 461E CS114 / DTS
2	MIL-STD 461E CE101 / DTS
3	MIL-STD 461E RS101 / DTS
4	MIL-STD 461E CE102 / DTS
5	MIL-STD 461E RE101 / DTS
6	MIL-STD 461E CS101 / DTS
7	MIL-STD 461E CS115 / DTS
8	MIL-STD 461E CS 116 / DTS
9	MIL STD 461E RS103 / MJW
10	MIL STD 461E RE102 / MJW
11	RTCA DO160D Section 21 RE / MJW
12	RTCA DO160D Section 21 CE / MJW
13	MIL-STD 1275B / MAA
14	MIL-STD-461E-CS101 & Ripple test / SDH - on 27 November 2007

Test #	Mfr	Model	Serial	Description	Cal Code/ Due Date	Asset ID
1	RS	SMY02	DE12589 or	Signal Gen 9 KHz-2.08 GHz	G 12-Apr-06	2651
1	IFI	5000	907249	Wide band Amp	Y	2751
1	HP	436A	2101A09996	Digital Power Meter	G 22-Feb-07	2694
1	WE	C6930	5457	Coupler 30dB 100W	B	3415
1	HP	33120A	SG40011550(n	Funct/Arb WF Gen 15MHz	G 30-Sep-06	2753
1	AGT	E4440A	MY42510427	Spectrum Analyzer PSA	G 11-Aug-06	3366
1	PH	662A-30	895	30 dB Attenuator	B	2268
1	EA	95241-1	0166970-05	Cur Probe Cal Fixt <400MHz	Y	2550
1	PH	160B-600	234	Coaxial Termination	Y	2266
1	HP	8482A	2652A22922	Power Sensor	G 03-Oct-06	3288
1	EA	94111-1	931	Cur Probe 1MHz-1GHz	B	2563
1	SO	6741-1	735-22	Cur Probe .01 - 100MHz	B	2858
1	TGM	95236-1	111	Injection Probe .01-100MHz	Y	2552
1	EA	95242-1	266	Injection Probe 10-400 MHz	Y	2533
1	HP	3478A	2911A72771	Multimeter	G 17-Feb-07	3330
1	SO	8028-50-TS-2	982848	LISN, 50 uH, 50 Ohm, 24 Am	B	3007
1	SO	8028-50-TS-2	982850	LISN, 50 uH, 50 Ohm, 24 Am	B	3009
2	AGT	E4440A	MY42510427	Spectrum Analyzer PSA	G 11-Aug-06	3366
2	HP	3478A	2911A72771	Multimeter	G 17-Feb-07	3330
2	HP	33120A	SG40011550(n	Funct/Arb WF Gen 15MHz	G 30-Sep-06	2753
2	SO	9215-1N	993540	Current Probe 20Hz-500MHz	B	10348
2	SO	7144-1.0	1	Precision Resistor	B	2341
2	SO	8028-50-TS-2	982848	LISN, 50 uH, 50 Ohm, 24 Am	B	3007
2	SO	8028-50-TS-2	982850	LISN, 50 uH, 50 Ohm, 24 Am	B	3009
3	HP	33120A	SG40011550(n	Funct/Arb WF Gen 15MHz	G 30-Sep-06	2753
3	AGT	E4440A	MY42510427	Spectrum Analyzer PSA	G 11-Aug-06	3366
3	HP	3478A	2911A72771	Multimeter	G 17-Feb-07	3330
3	AR	500A100	15139	Amp 10K to 100MHz 500W	Y	6588
3	SO	6741-1	845003	Current Probe .01 - 50MHz	B	2558
3	KP	BOP20-20M	E139080	Bipolar Power Supply/Amp	Y	2539
3	SO	9230-1	1	RS101 Radiating Loop	B	2587
3	SO	9229-1	1	RS101 Loop Sensor	Y	2588
3	KY	432D	6919	Attenuator	B	2223
3	SO	8028-50-TS-2	982848	LISN, 50 uH, 50 Ohm, 24 Am	B	3007
3	SO	8028-50-TS-2	982850	LISN, 50 uH, 50 Ohm, 24 Am	B	3009



Test #	Mfr	Model	Serial	Description	Cal Code/ Due Date	Asset ID
4	HP	33120A	SG40011550(n	Funcnt/Arb WF Gen 15MHz	G 30-Sep-06	2753
4	AGT	E4440A	MY42510427	Spectrum Analyzer PSA	G 11-Aug-06	3366
4	HP	54600B	US36180891	Oscilloscope 100 MHz 2-CH	G 14-Feb-07	2754
4	KY	432D	6919	Attenuator	B	2223
4	SO	8028-50-TS-2	982848	LISN, 50 uH, 50 Ohm, 24 Am	B	3007
4	SO	8028-50-TS-2	982850	LISN, 50 uH, 50 Ohm, 24 Am	B	3009
4	BR	8340-100	1949	Attenuator 10 dB 1 GHz max	B	2056
4	INM	18N20W-10dB	008	Attenuator	B	3055
5	SO	8028-50-TS-2	982848	LISN, 50 uH, 50 Ohm, 24 Am	B	3007
5	SO	8028-50-TS-2	982850	LISN, 50 uH, 50 Ohm, 24 Am	B	3009
5	AGT	E4440A	MY42510427	Spectrum Analyzer PSA	G 11-Aug-06	3366
5	SO	7334-1	927603	Loop Sensor Antenna	B	2542
5	RS	SMY02	DE12589 or	Signal Gen 9 KHz-2.08 GHz	G 12-Apr-06	2651
6	SO	8028-50-TS-2	982848	LISN, 50 uH, 50 Ohm, 24 Am	B	3007
6	SO	8028-50-TS-2	982850	LISN, 50 uH, 50 Ohm, 24 Am	B	3009
6	HP	33120A	SG40011550(n	Funcnt/Arb WF Gen 15MHz	G 30-Sep-06	2753
6	HP	3478A	2911A72771	Multimeter	G 17-Feb-07	3330
6	KP	BOP20-20M	E139080	Bipolar Power Supply/Amp	Y	2539
6	KY	432D	6919	Attenuator	B	2223
6	AR	500A100	15139	Amp 10K to 100MHz 500W	Y	6588
6	SO	6512-106R	3091	10.0 uF Capacitor	B	3091
6	SO	7144-1.0	1	Precision Resistor	B	2341
6	SO	7144-1.0	2	Precision Resistor	B	2586
6	SO	6220-2	1	Audio Isolation Xfmr	Y	3043
7	SO	8028-50-TS-2	982848	LISN, 50 uH, 50 Ohm, 24 Am	B	3007
7	SO	8028-50-TS-2	982850	LISN, 50 uH, 50 Ohm, 24 Am	B	3009
7	SO	9355-1	941020	Pulse Gen - Lightning	Y	2716
7	SO	6741-1	791111	Current Probe	B	2557
7	EA	95241-1	0166970-05	Cur Probe Cal Fixt <400MHz	Y	2550
7	PH	662A-30	895	30 dB Attenuator	B	2268
7	SO	9142-1N	974112	Current Probe 2-450 MHz	Y	2995
7	PH	160B-600	234	Coaxial Termination	Y	2266
7	BR	8340-100	1949	Attenuator 10 dB 1 GHz max	B	2056
7	HP	54615B	US35421312	500 MHz 2-CH Oscilloscope	G 06-May-06	2822
7	INM	18N50W-20dB	10436	Attenuator 20dB 50W	B	10436
7	INM	18N20W-10dB	008	Attenuator	B	3055
8	SO	8028-50-TS-2	982848	LISN, 50 uH, 50 Ohm, 24 Am	B	3007
8	SO	8028-50-TS-2	982850	LISN, 50 uH, 50 Ohm, 24 Am	B	3009
8	HP	54615B	US35421312	500 MHz 2-CH Oscilloscope	G 06-May-06	2822
8	SO	9354-1	994221	transient Pulse Generator	Y	6411
8	SO	9357-1	---	Calibration Jig Lightning	Y	2720
8	TGM	95236-1	111	Injection Probe .01-100MHz	Y	2552
8	INM	18N20W-10dB	008	Attenuator	B	3055
8	INM	18N-20W-06	16083-1	Attenuator 6dB 20W	B	3411
8	INM	18N50W-20dB	10436	Attenuator 20dB 50W	B	10436
8	PH	160B-600	234	Coaxial Termination	Y	2266
8	SO	6741-1	791111	Current Probe	B	2557
8	PH	662A-30	895	30 dB Attenuator	B	2268
8	EA	95242-1	266	Injection Probe 10-400 MHz	Y	2533
9	HP	83640B	3844A00727	Sweep Signl Gen 10MHz-40GHz	G 10-Jan-08	3079
9	AGT	E4440A	MY44303483	Spectrum Analyzer	G 06-Feb-07	10435
9	TUV	HAL II	001	Amp 200-500 MHz 1.5kW	Y	2803
9	WE	C3908	6047	Cplr 50dB 1500W80-1000 MHz	B	2938
9	TE	4106	2014	Ridge Guide Antenna	G 30-Dec-06	2355

Test #	Mfr	Model	Serial	Description	Cal Code/ Due Date	Asset ID
9	AR	FP4080	25765	.08-40G Field Sensor	G 15-Nov-06	10372
9	HP	3478A	2911A55093	Digital Multimeter	G 07-Feb-07	2133
9	TUV	HAL I	1	Amp 200 -1000 MHz 200W	Y	2020
9	AR	AT4001	9490/043	Antenna Horn 400-1000MHz	Y	2039
9	AR	AT4510	27652	Antenna Horn 1-4.2 GHz	Y	10370
9	LG	A610/LS	6683	Amp 1-2..5GHz CW TWT	Y	7552
9	MTE	12-12	21553 MB	12-18 GHz Horn Antenna	Y	10367
9	MTE	12-8.2	21552 MB	8-12 GHz Horn Antenna	Y	10366
9	KE	IJR630-200	92937-2379	TWT Power Amp 8-18GHz	Y	2519
9	AR	AT4003	27189	Antenna Horn 4-8 GHz	Y	10371
9	LG	A600C	331	Amp 4 -8 GHz CW TWT	Y	2227
9	MAC	C230530	104001	Cplr 30dB 4-8GHz	B	3405
9	MAC	C333330	104001	Cplr 30dB 1-4GHz	B	3404
9	VA	VZS6953G1B	321	TWT Amp 2-4GHz 200W	Y	3200
9	SO	8028-50-TS-2	031082	LISN 50uH 24A 270V	B	3368
9	SO	8028-50-TS-2	982849	LISN, 50 uH, 50 Ohm, 24 Am	B	3008
9	AR	2000L	8105	Amp 2 kW 0.01-220 MHz	Y	2818
9	RS	SMY02	DE11277	Signal Gen 9 KHz-2.08 GHz	G 10-Jun-06	2652
9	WE	C1460	5425	Cplr 50dB 2kW.01-250 MHz	B	2948
9	HP	33120A	US34021101	Funct/Arb WF Gen 15MHz	G 29-Sep-06	2752
9	TUV	A	1	Parallel Plate Antenna	Y	2007
9	BR	8833	1116	Coax Resistor	Y	2061
10	AGT	E4440A	MY44303483	Spectrum Analyzer	G 06-Feb-07	10435
10	RS	SMY02	DE11277	Signal Gen 9 KHz-2.08 GHz	G 10-Jun-06	2652
10	HP	83640B	3844A00727	Sweep Signl Gen 10MHz-40GHz	G 10-Jan-08	3079
10	HP	8447D	2727A05471	Preamp 0.1-1000 MHz	B	2672
10	MQ	AMF5D010180	390148	Pre-Amplifier 0.1-18 GHz	G 12-Dec-06	2610
10	SO	9401-1	2	Capacitor 10 pF Series	B	2994
10	AHS	200/550-1B	209	Ant .01-60 MHz Active Rod	B	2943
10	AHS	SAS-200/571	371	Ant DRG Horn PN 2455	G 31-May-06	10305
10	TE	4106	2014	Ridge Guide Antenna	G 30-Dec-06	2355
10	EM	6912	635	Antenna, Bicon 20 -300MHz	G 12-May-06	3346
11	AGT	E4440A	MY44303483	Spectrum Analyzer	G 06-Feb-07	10435
11	HP	8447D	2727A05471	Preamp 0.1-1000 MHz	B	2672
11	MQ	AMF5D010180	390148	Pre-Amplifier 0.1-18 GHz	G 12-Dec-06	2610
11	AHS	200/550-1B	209	Ant .01-60 MHz Active Rod	B	2943
11	AHS	SAS-200/571	371	Ant DRG Horn PN 2455	G 31-May-06	10305
11	EM	6912	635	Antenna, Bicon 20 -300MHz	G 12-May-06	3346
11	TE	4106	2014	Ridge Guide Antenna	G 30-Dec-06	2355
11	SO	6338-5-TS-50	031038	LISN 5uH, 50A	B	3352
11	SO	6338-5-TS-50	031039	LISN 5uH, 50A	B	3351
11	SO	6512-106R	2155	10.0 uF Capacitor	B	2155
11	SO	6512-106R	2338	10.0 uF Capacitor	B	2338
12	AGT	E4440A	MY44303483	Spectrum Analyzer	G 06-Feb-07	10435
12	SO	6741-1	0411634	Current Probe	B	10439
12	SO	6338-5-TS-50	031038	LISN 5uH, 50A	B	3352
12	SO	6338-5-TS-50	031039	LISN 5uH, 50A	B	3351
12	SO	6512-106R	2155	10.0 uF Capacitor	B	2155
12	SO	6512-106R	2338	10.0 uF Capacitor	B	2338
13	HP	54615B	US35420841	500 MHz 2-CH Oscilloscope	G	2823
13	SO	8028-50-TS-2	982848	LISN, 50 uH, 50 Ohm, 24 Am	B	3007
13	SO	8028-50-TS-2	982850	LISN, 50 uH, 50 Ohm, 24 Am	B	3009
13	HP	54615B	US35421314	500 MHz 2-CH Oscilloscope	G 29-Sep-06	2755
13	TK	P5100	B431028	Scope Probe HV 2500v	G 31-Jan-07	2553
13	TK	P5100	184513	Scope Probe 100X 2500V	G 23-Sep-06	3483

Test #	Mfr	Model	Serial	Description	Cal Code/ Due Date	Asset ID
13	TÜV	MS1275-SPIKE	1	Tester, Spike MS1275	Y	2331
13	TÜV	MS1275-SURGE	1	Tester, Surge MS1275	Y	None
14	HP	34401A	US36017787	Digital Multimeter	G 22-Feb-08	2821
14	HP	3478A	2136A02952	Digital Multimeter	G 14-Feb-08	2132
14	HP	33120A	MY40023015	ARB Function Generator	G 18-Mar-08	3453
14	KY	432D	195-25	Attenuator	B	2222
14	TC	7560	014583	Amp, Audio Power	Y	10311
14	SO	6220-2	3	Transformer	Y	2322
14	SO	6512-106R	2185	10.0 uF Capacitor	B	2185
14	SO	8028-50-TS-2	982848	LISN, 50 uH, 50 Ohm, 24 Am	B	3007
14	SO	8028-50-TS-2	982847	LISN, 50 uH, 50 Ohm, 24 Am	B	3006
14	HP	6002A	2731A11359	50 Vdc 10 A Power Supply	Y	2151
14	HP	6269B	2033A05675	Power Supply DC 40V 50A	Y	3492
14	SO	7144-1.0	1	Precision Resistor	B	2341
14	SO	7144-1.0	2	Precision Resistor	B	2586

**CALIBRATION CODES**

Cal Code B = Calibration verification performed internally  
 Cal Code G = Calibration performed by an accredited outside source.  
 Cal Code Y = Calibration not required when used with other calibrated equipment.






## MANUFACTURER CODES

AA	Aviation Avionics	GM	General Microwave	PP	Pacific Power
AC	Aeronetics	GO	Gould	RA	RAM
AE	American Electronics Labs	GR	Genrad	RAC	Racal-Dana
AGT	Agilent Technologies	GY	General-YSI Inc	RAD	Radio Shack
AHA	Andy Hish Associates	HER	Herotek	RCA	RCA
AHS	AH Systems	HF	Haefely	RF	RF Power Labs
AI	Airborn Industries	HO	Holiday	RL	RL Drake
AN	Analogic	HP	Hewlett-Packard	RP	Rayproof
API	April Instrument	HS	Heath-Schlumberger	RS	Rohde & Schwarz
APP	Applied Systems Engineering	HT	Hiptronics	SA	Scientific Atlanta
APR	Applied Research	HUG	Hughes	SB	Schwarzbeck
AR	Amplifier Research	HUS	Hunter Spring	SD	Systron-Donner
ARI	Applied Research Inc	HY	Honeywell	SEC	Superior Electric Company
ARA	Antenna Research Assoc Inc	IB	IBM	SF	Schaffner
ARR	ARRA Inc	IE	Interstate Electronics	SG	Singer
ASR	Associated Research	IFI	Instruments for Industry	SI	Simer
AV	Avantek	INM	Inmet Corporation	SL	Sportline
BD	Burdick	IT	Ithaco	SM	Simpson
BE	FW Bell	JCA	JCA Technology	SN	Sanyo
BHQ	Bearing HQ Company	JE	Jefferson Electric	SO	Solar
BI	Biddle	JL	Johnson Level & Tool Mfr	SP	Sprague
BKP	B K Precision Instruments	KE	Keltek	SR	Sorensen
BN	Boonton	KH	Krohn-Hite	ST	Struthers-Dunn
BR	Bird	KP	Kepeco Inc	STA	Staco
BRU	Brunton	KT	Keytek	STD	Stoddart
CA	Cable	KTH	Keithly	SVY	Seavey
CAI	Insulated Wire & Cable	KY	Kay	TC	Techron
CDC	Control Data Corporation	LD	Lambda	TE	Tensor
CH	Campbell Hausfeld	LG	Logimetrics	TEL	Telex Communications
CI	California Instruments	LMI	Lectromagnetics Inc	TEN	Tenuline
CL	Carnel Labs Corporation	MAC	MAC Technology	TF	Taskopf
DA	Data Precision	MAL	Mallory	TGM	Tegam
DayE	Dayton Electronic	MAR	Marconi Instruments	TH	Thermotron
DEX	Deus Ex Machina	MC	Mini-Circuits Lab	TK	Tektronix
DM	Dremel	MD	Medtronic	TL	Telonic
DR	Drake	MI	Microlab	TP	Technipower
DT	Digitec	MID	Midisco	TR	Trygon Electronics
DU	Dunlop	MIL	Milwaukee	TU	Triad Ultra
EA	Eaton	MIT	Mitutoyo Corporation	TÜV	TÜV Product Service
EC	Electro-Mechanics (EMCO)	ML	MCL	TX	Texscan
EDD	ED&D	MM	Milcom Corporation	TZ	Topaz Electronics
EI	Electro Impulse	MN	Microline/Narda Microwave	UE	Unitek Equipment
EIM	Eitel-McCullogh Inc	MQ	Miteq	UN	Universal Data Systems
EL	Elgar	MTE	MI Technologies	VA	Varian
EM	Electro-Metrics	NDA	NARDA	VAR	Variac
EMG	Electromagnetic Industries	NH	North Hills	VH	Valahalla
EMT	EM Test	NP	Newport	VI	Victoreen
EN	ENI	NSK	Noiseken	VT	Voltech
EP	Empire	OM	Omega Engineering	VX	Velonex
E-P	EMC-Partner	ON	Onan	WA	Wavetek
ERI	Ergonomics Inc	OT	Oakton	WE	Werlatone
ES	Epson	PD	Psychro-Dyne	WI	Wienscel
ESD	Engineered Sys & Designs	PE	Pasternack	WL	Weller
ET	Electronics Measurement	PEA	Pearson	WM	Walkman
FCC	Fischer Custom Comm	PEL	Pelouze	WS	Weston
FL	Fluke	PEN	Pendel	WT	Wiltron
FR	Fairchild	PH	Philco	YSI	YSI Inc
FS	Fischer Scientific	PL	Phase Linear	ZN	Zenith
GE	General Electric	PM	Powermate		
GIG	Giga-tronics	PN	Penril Company		

## APPENDIX C

### TEST PLAN

The Lind Electronics EMC and Environmental Qualification Test Plan,  
Document DC601038 Rev A dated 27 March 2006, and Rev B dated 09 November 2007,  
are on file with TÜV SÜD America.



## APPENDIX D

### EMC TEST DATA SHEETS





# BONDING DATA SHEET



Test Report #: NC601038      Test Area: 5  
 EUT Model #: N/A      Date: 28 March 2006  
 EUT Serial #: N/A      EUT Power: 28 VDC      Temperature: 22.0 °C  
 Test Method: MIL-STD Bonding      Air Pressure: 99.0 kPa  
 Customer: Lind Electronics Inc.      Relative Humidity: 18.0 %  
 EUT Description: DC/DC Converter      Page: 1 of 1

Notes: \_\_\_\_\_  
 \_\_\_\_\_  
 \_\_\_\_\_

MEASURED RESISTANCE (mΩ)	MAX ALLOWED RESISTANCE (mΩ)	MEASUREMENT POINT TAKEN FROM	MEASUREMENT POINT TAKEN TO	COMPLIES		REMARKS
				YES	NO	
1.5	2.5	LISN #982848	Bench	✓		
.23	2.5	LISN #982850	Bench	✓		
.84	2.5	EUT MIL1566-1720	Bench	✓		
.64	2.5	EUT MIL 2050-1719	Bench	✓		

Tested by: David T. Schaefer        
                  Printed      Signature

Reviewed by: Gerald V. Anderson        
                  Printed      Signature

# BONDING DATA SHEET



Test Report #: NC601038 Test Area: 3  
 EUT Model #: MIL 1566-1720 Date: 28 March, 2006  
 EUT Serial #: N/A EUT Power: 28 VDC Temperature: 22 °C  
 Test Method: Mil Std 461E Air Pressure: 98.9 kPa  
 Customer: Lind Electronic Design Relative Humidity: 18 %  
 EUT Description: DC/DC Converter Page: 1 of 1  
 Notes: Bonding for RS103

MEASURED RESISTANCE (mΩ)	MAX ALLOWED RESISTANCE (mΩ)	MEASUREMENT POINT TAKEN FROM	MEASUREMENT POINT TAKEN TO	COMPLIES		REMARKS
				YES	NO	
1.63	2.5	LISN 1	Bench	✓		
2.27	2.5	LISN 2	Bench	✓		
1.22	2.5	EUT	Bench	✓		

Tested by: Michael Westman  
 Printed \_\_\_\_\_ Signature *Michael Westman*  
 Reviewed by: Gerald V. Anderson  
 Printed \_\_\_\_\_ Signature *Gerald V. Anderson*

T:\10xx\1038\Rpt\_Docs\Bonding\1038-Bond-ta3-gva.doc





# BONDING DATA SHEET



Test Report #: NC601038 Test Area: 3  
 EUT Model #: MIL 1566-1720 Date: 31 March, 2006  
 EUT Serial #: N/A EUT Power: 28 VDC Temperature: 23 °C  
 Test Method: Mil Std 461E Air Pressure: 96.7 kPa  
 Customer: Lind Electronic Design Relative Humidity: 38 %  
 EUT Description: DC/DC Converter Page: 1 of 1  
 Notes: Bonding for RS103

MEASURED RESISTANCE (mΩ)	MAX ALLOWED RESISTANCE (mΩ)	MEASUREMENT POINT TAKEN FROM	MEASUREMENT POINT TAKEN TO	COMPLIES		REMARKS
				YES	NO	
1.63	2.5	LISN 1	Bench	✓		
2.27	2.5	LISN 2	Bench	✓		
1.34	2.5	EUT	Bench	✓		In parallel plate antenna

Tested by: Michael Westman   
 Printed Signature

Reviewed by: Gerald V. Anderson   
 Printed Signature

T:\10xx\1038\Rpt\_Docs\Bonding\1038-Bond-ta3-2-gva.doc







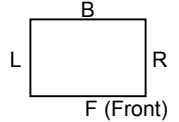
# CONDUCTED EMISSIONS



Test Report #: NC601038

Test Area: 5

FACE DEFINITION  
(TOP VIEW)



EUT Model #: MIL 1566-1720

Date: 3/28/2006

T = Top  
U = Under Side

EUT Serial #: N/A

EUT Power: 28 VDC

Temperature: 22.0 °C

Test Method: MIL-STD-461E CE101

Air Pressure: 99.0 kPa

Customer: Lind Electronics Inc.

Relative Humidity: 18.0 %

EUT Description: DC/DC Converter

Page: 1 of 6

Notes: \_\_\_\_\_

Data File Name: 1038ce101.dat

Tabular Data File: 1038ce101-1720.tab

Frequency Range	Transducer Description (Type)	Mode of Operation (SEE KEY)	EUT lead under test	Emission Type (NB / BB)	Remarks
<b>Subreport Number: 1</b>					
1.0 kHz - 10.0 kHz	CURRENT PROBE	1		NB	
<b>Subreport Number: 2</b>					
1.0 kHz - 10.0 kHz	CURRENT PROBE	1		NB	
<b>Subreport Number: 3</b>					
1.0 kHz - 10.0 kHz	CURRENT PROBE	1		NB	
<b>Subreport Number: 4</b>					
30 Hz - 100 Hz	CURRENT PROBE	2		NB	+28 VDC lead MIL 1566 -1720
100 Hz - 1.0 kHz	CURRENT PROBE	2		NB	+28 VDC lead MIL 1566 -1720
1.0 kHz - 10.0 kHz	CURRENT PROBE	2		NB	+28 VDC lead MIL 1566 -1720
<b>Subreport Number: 5</b>					
30 Hz - 100 Hz	CURRENT PROBE	2		NB	28 VDC return MIL 1566 -1720
100 Hz - 1.0 kHz	CURRENT PROBE	2		NB	28 VDC return MIL 1566 -1720
1.0 kHz - 10.0 kHz	CURRENT PROBE	2		NB	28 VDC return MIL 1566 -1720

Tested by: David Schaefer  
Printed

Signature

Reviewed by: Gerald V. Anderson  
Printed

Signature

Mode of Operation Key	
#	Description
1	system check
2	fully operational
3	
4	
5	

T:\10xx\1038\Rpt\_Docs\CE101\1038ce101gva.doc

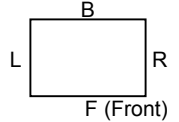
# CONDUCTED EMISSIONS



Test Report #: NC601038

Test Area: 5

FACE DEFINITION  
(TOP VIEW)



EUT Model #: MIL 1566-1720

Date: 3/28/2006

T = Top  
U = Under Side

EUT Serial #: N/A

EUT Power: 28 VDC

Temperature: 22.0 °C

Test Method: MIL-STD-461E CE101

Air Pressure: 99.0 kPa

Customer: Lind Electronics Inc.

Relative Humidity: 18.0 %

EUT Description: DC/DC Converter

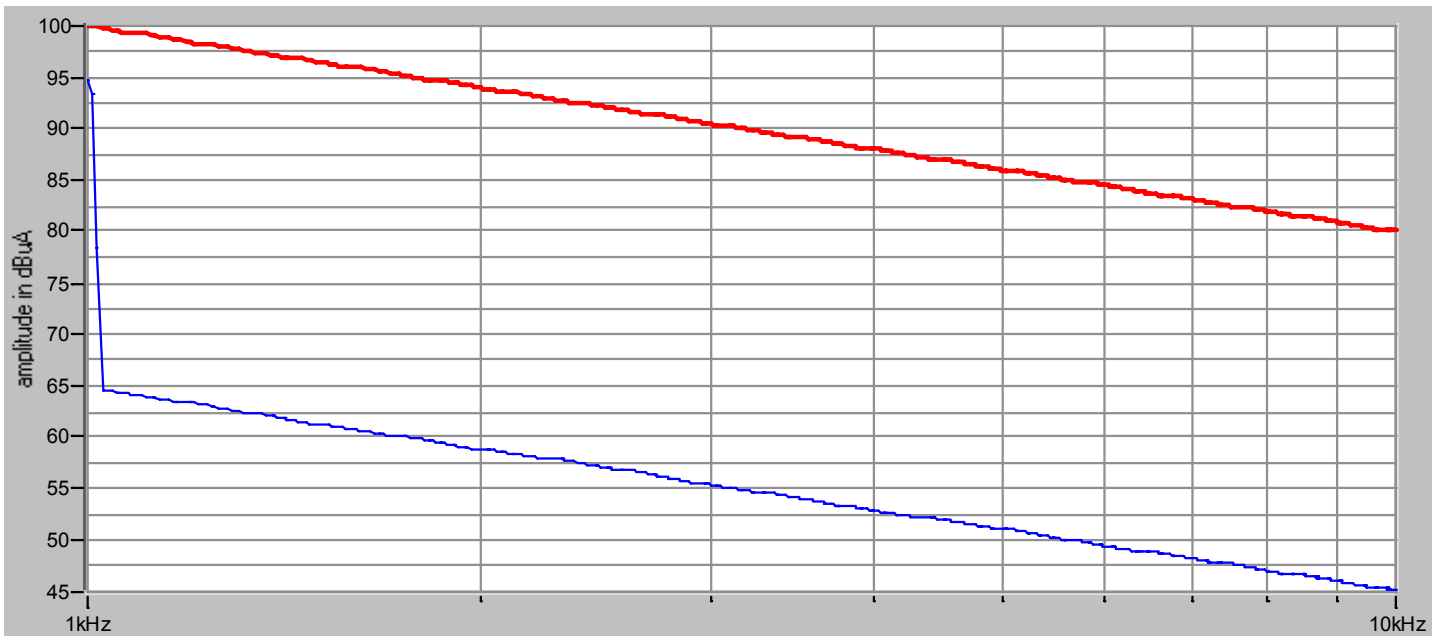
Page: 2 of 6

Notes: \_\_\_\_\_

Data File Name: 1038ce101.dat

Tabular Data File: 1038ce101-1720.tab

## Subreport Number: 1 of 5



EUT mode of operation : **system check**  
 EUT lead under test :  
 emission type : **NB**

Tested by: David Schaefer  
 Printed

*David Schaefer*  
 Signature

Reviewed by: Gerald V. Anderson  
 Printed

*Gerald V. Anderson*  
 Signature

Mode of Operation Key	
#	Description
1	system check
2	fully operational
3	
4	
5	

T:\10xx\1038\Rpt\_Docs\CE101\1038ce101gva.doc

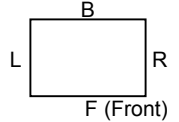
# CONDUCTED EMISSIONS



Test Report #: NC601038

Test Area: 5

FACE DEFINITION  
(TOP VIEW)



EUT Model #: MIL 1566-1720

Date: 3/28/2006

T = Top  
U = Under Side

EUT Serial #: N/A

EUT Power: 28 VDC

Temperature: 22.0 °C

Test Method: MIL-STD-461E CE101

Air Pressure: 99.0 kPa

Customer: Lind Electronics Inc.

Relative Humidity: 18.0 %

EUT Description: DC/DC Converter

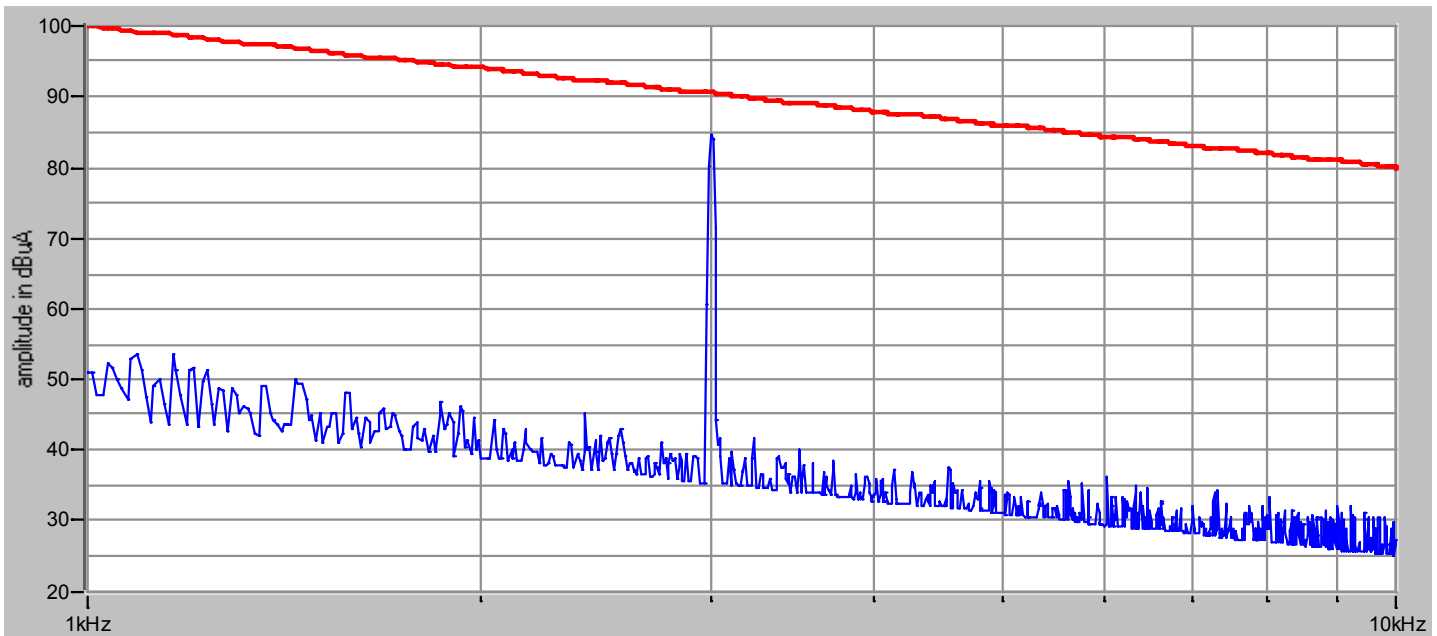
Page: 3 of 6

Notes: \_\_\_\_\_

Data File Name: 1038ce101.dat

Tabular Data File: 1038ce101-1720.tab

## Subreport Number: 2 of 5



EUT mode of operation : **system check**  
 EUT lead under test :  
 emission type : **NB**

Tested by: David Schaefer  
 Printed

*David Schaefer*  
 Signature

Reviewed by: Gerald V. Anderson  
 Printed

*Gerald V. Anderson*  
 Signature

Mode of Operation Key	
#	Description
1	system check
2	fully operational
3	
4	
5	

T:\10xx\1038\Rpt\_Docs\CE101\1038ce101gva.doc



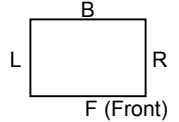
# CONDUCTED EMISSIONS



Test Report #: NC601038

Test Area: 5

FACE DEFINITION  
(TOP VIEW)



EUT Model #: MIL 1566-1720

Date: 3/28/2006

T = Top  
U = Under Side

EUT Serial #: N/A

EUT Power: 28 VDC

Temperature: 22.0 °C

Test Method: MIL-STD-461E CE101

Air Pressure: 99.0 kPa

Customer: Lind Electronics Inc.

Relative Humidity: 18.0 %

EUT Description: DC/DC Converter

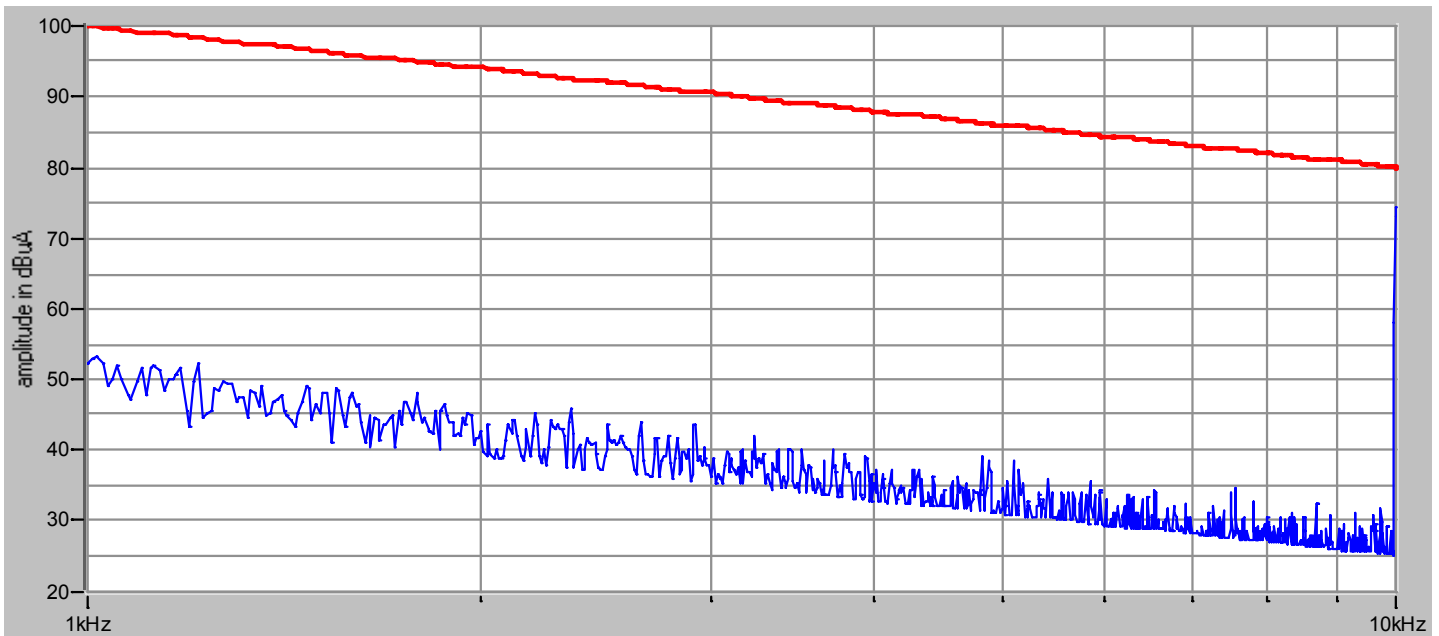
Page: 4 of 6

Notes: \_\_\_\_\_

Data File Name: 1038ce101.dat

Tabular Data File: 1038ce101-1720.tab

## Subreport Number: 3 of 5



EUT mode of operation : **system check**  
 EUT lead under test :  
 emission type : **NB**

Tested by: David Schaefer  
 Printed

*David Schaefer*  
 Signature

Reviewed by: Gerald V. Anderson  
 Printed

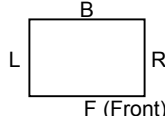
*Gerald V. Anderson*  
 Signature

Mode of Operation Key	
#	Description
1	system check
2	fully operational
3	
4	
5	

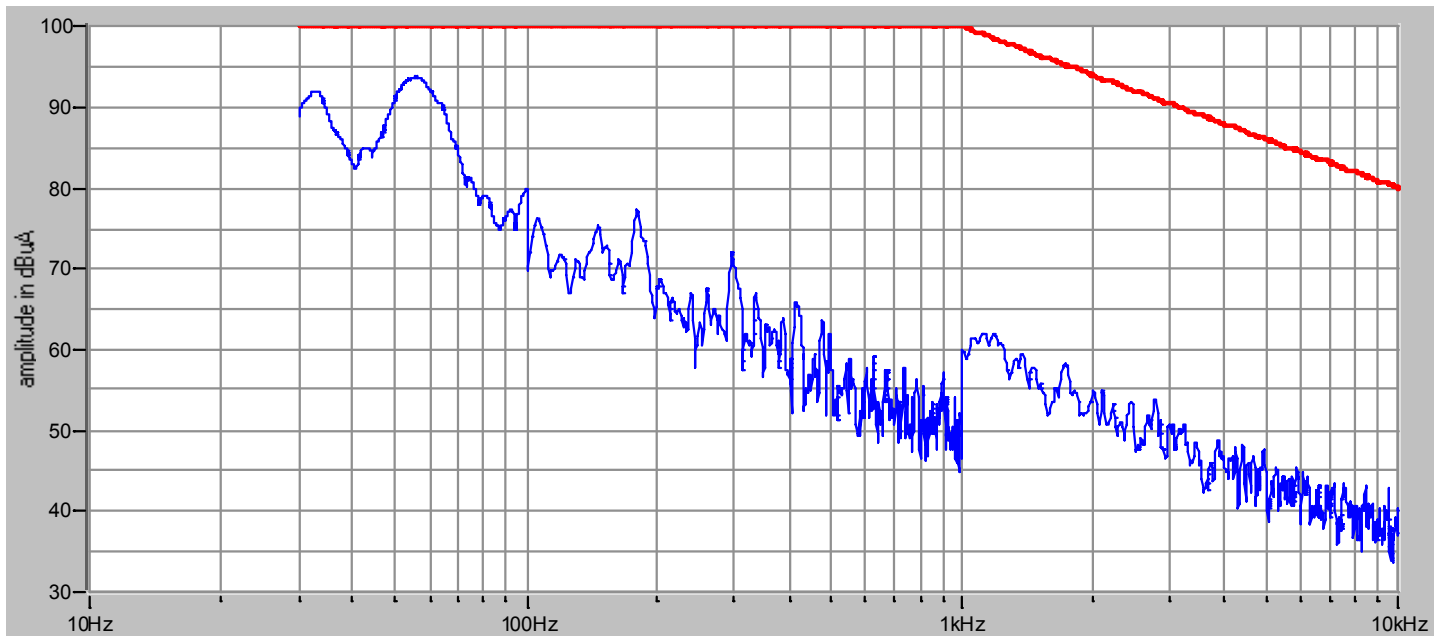
T:\10xx\1038\Rpt\_Docs\CE101\1038ce101gva.doc

# CONDUCTED EMISSIONS



Test Report #: NC601038 Test Area: 5 FACE DEFINITION (TOP VIEW)   
 EUT Model #: MIL 1566-1720 Date: 3/28/2006 T = Top  
 U = Under Side  
 EUT Serial #: N/A EUT Power: 28 VDC Temperature: 22.0 °C  
 Test Method: MIL-STD-461E CE101 Air Pressure: 99.0 kPa  
 Customer: Lind Electronics Inc. Relative Humidity: 18.0 %  
 EUT Description: DC/DC Converter Page: 5 of 6  
 Notes: \_\_\_\_\_  
 Data File Name: 1038ce101.dat Tabular Data File: 1038ce101-1720.tab

## Subreport Number: 4 of 5



**EUT mode of operation** : fully operational  
**EUT lead under test** :  
**emission type** : NB  
**remarks** : +28 VDC lead  
**MIL 1566 -1720**

Tested by: David Schaefer  
 Printed

  
 Signature

Reviewed by: Gerald V. Anderson  
 Printed

  
 Signature

Mode of Operation Key	
#	Description
1	system check
2	fully operational
3	
4	
5	

T:\10xx\1038\Rpt\_Docs\CE101\1038ce101gva.doc

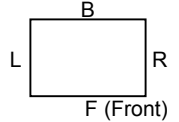
# CONDUCTED EMISSIONS



Test Report #: NC601038

Test Area: 5

FACE DEFINITION  
(TOP VIEW)



EUT Model #: MIL 1566-1720

Date: 3/28/2006

T = Top  
U = Under Side

EUT Serial #: N/A

EUT Power: 28 VDC

Temperature: 22.0 °C

Test Method: MIL-STD-461E CE101

Air Pressure: 99.0 kPa

Customer: Lind Electronics Inc.

Relative Humidity: 18.0 %

EUT Description: DC/DC Converter

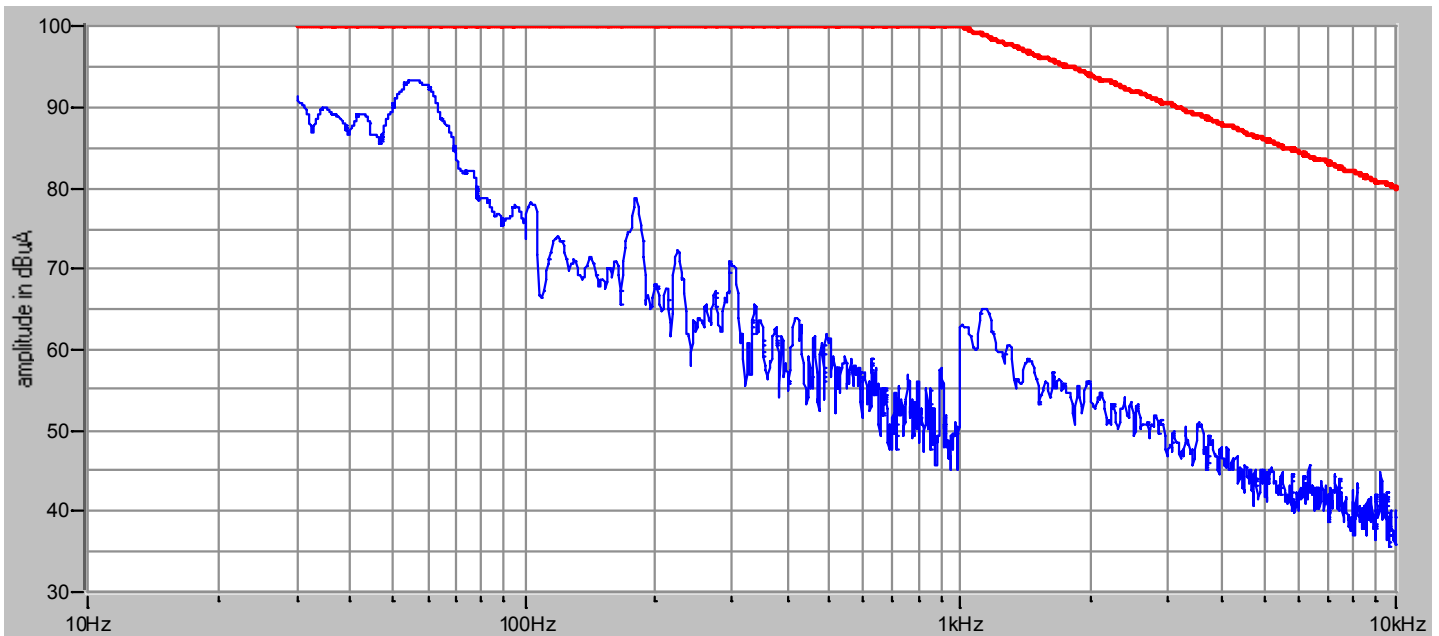
Page: 6 of 6

Notes: \_\_\_\_\_

Data File Name: 1038ce101.dat

Tabular Data File: 1038ce101-1720.tab

## Subreport Number: 5 of 5



EUT mode of operation : fully operational  
 EUT lead under test :  
 emission type : NB  
 remarks : 28 VDC return  
 MIL 1566 -1720

Tested by: David Schaefer  
 Printed

*David Schaefer*  
 Signature

Reviewed by: Gerald V. Anderson  
 Printed

*Gerald V. Anderson*  
 Signature

Mode of Operation Key	
#	Description
1	system check
2	fully operational
3	
4	
5	

T:\10xx\1038\Rpt\_Docs\CE101\1038ce101gva.doc



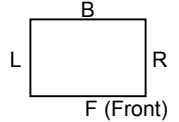
# CONDUCTED EMISSIONS



Test Report #: NC601038

Test Area: 5

FACE DEFINITION  
(TOP VIEW)



EUT Model #: MIL 2050 - 1719

Date: 3/28/2006

T = Top  
U = Under Side

EUT Serial #: N/A

EUT Power: 28 VDC

Temperature: 22.0 °C

Test Method: MIL-STD 461E CE101

Air Pressure: 99.0 kPa

Customer: Lind Electronics Inc.

Relative Humidity: 18.0 %

EUT Description: DC/DC Converter

Page: 1 of 6

Notes: \_\_\_\_\_

Data File Name: 1038ce101.dat

Tabular Data File: 1038ce101-1719.tab

Frequency Range	Transducer Description (Type)	Mode of Operation (SEE KEY)	EUT lead under test	Emission Type (NB / BB)	Remarks
Subreport Number: 1					
1.0 kHz - 10.0 kHz	CURRENT PROBE	1		NB	
Subreport Number: 2					
1.0 kHz - 10.0 kHz	CURRENT PROBE	1		NB	
Subreport Number: 3					
1.0 kHz - 10.0 kHz	CURRENT PROBE	1		NB	
Subreport Number: 4					
30 Hz - 100 Hz	CURRENT PROBE	2		NB	+28 VDC Lead MIL 2050 - 1719
100 Hz - 1.0 kHz	CURRENT PROBE	2		NB	+28 VDC Lead MIL 2050 - 1719
1.0 kHz - 10.0 kHz	CURRENT PROBE	2		NB	+28 VDC Lead MIL 2050 - 1719
Subreport Number: 5					
30 Hz - 100 Hz	CURRENT PROBE	2		NB	+28 VDC return MIL 2050 - 1719
100 Hz - 1.0 kHz	CURRENT PROBE	2		NB	+28 VDC return MIL 2050 - 1719
1.0 kHz - 10.0 kHz	CURRENT PROBE	2		NB	+28 VDC return MIL 2050 - 1719

Tested by: David Schaefer  
Printed

*David Schaefer*  
Signature

Reviewed by: Gerald V. Anderson  
Printed

*Gerald V. Anderson*  
Signature

Mode of Operation Key	
#	Description
1	system check
2	fully operational
3	
4	
5	

T:\10xx\1038\Rpt\_Docs\CE101\1038ce101bgva.doc

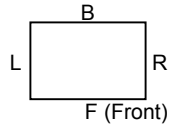
# CONDUCTED EMISSIONS



Test Report #: NC601038

Test Area: 5

FACE DEFINITION  
(TOP VIEW)



EUT Model #: MIL 2050 - 1719

Date: 3/28/2006

T = Top  
U = Under Side

EUT Serial #: N/A

EUT Power: 28 VDC

Temperature: 22.0 °C

Test Method: MIL-STD 461E CE101

Air Pressure: 99.0 kPa

Customer: Lind Electronics Inc.

Relative Humidity: 18.0 %

EUT Description: DC/DC Converter

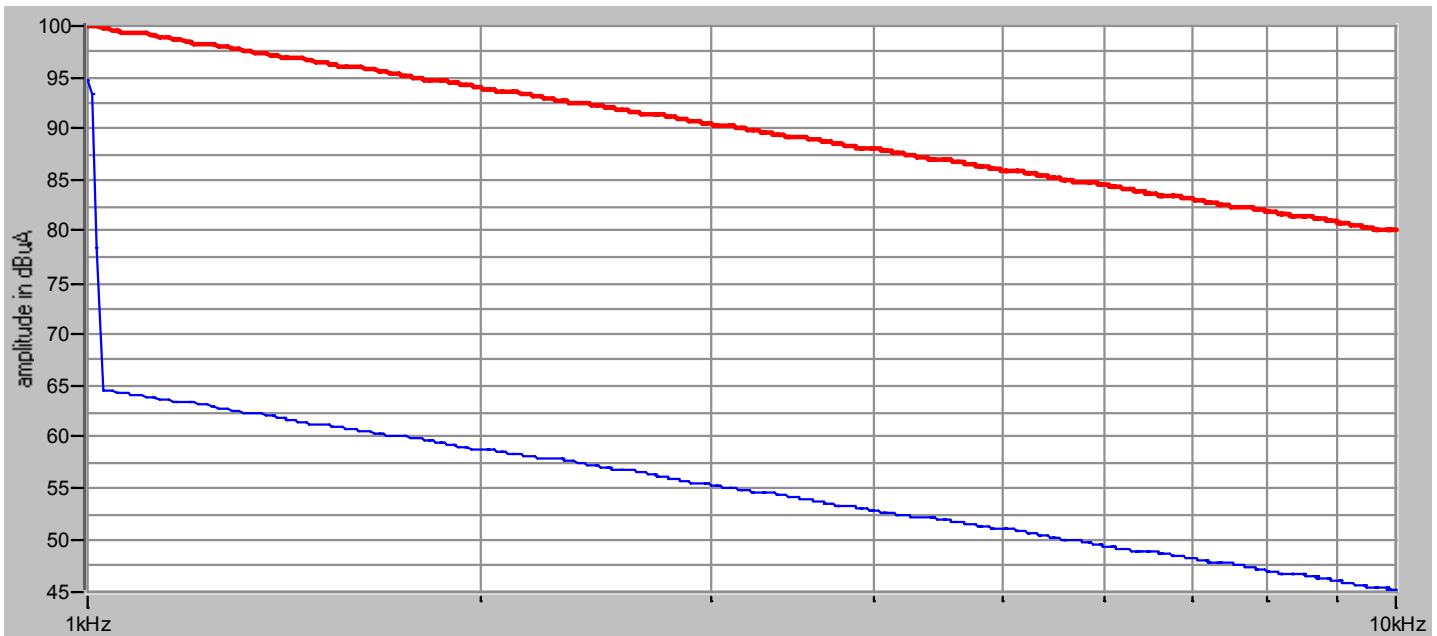
Page: 2 of 6

Notes: \_\_\_\_\_

Data File Name: 1038ce101.dat

Tabular Data File: 1038ce101-1719.tab

## Subreport Number: 1 of 5



EUT mode of operation : **system check**  
 EUT lead under test :  
 emission type : **NB**

Tested by: David Schaefer  
 Printed

*David Schaefer*  
 Signature

Reviewed by: Gerald V. Anderson  
 Printed

*Gerald V. Anderson*  
 Signature

Mode of Operation Key	
#	Description
1	system check
2	fully operational
3	
4	
5	

T:\10xx\1038\Rpt\_Docs\CE101\1038ce101bgva.doc

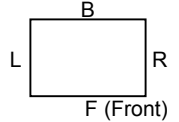
# CONDUCTED EMISSIONS



Test Report #: NC601038

Test Area: 5

FACE DEFINITION  
(TOP VIEW)



EUT Model #: MIL 2050 - 1719

Date: 3/28/2006

T = Top  
U = Under Side

EUT Serial #: N/A

EUT Power: 28 VDC

Temperature: 22.0 °C

Test Method: MIL-STD 461E CE101

Air Pressure: 99.0 kPa

Customer: Lind Electronics Inc.

Relative Humidity: 18.0 %

EUT Description: DC/DC Converter

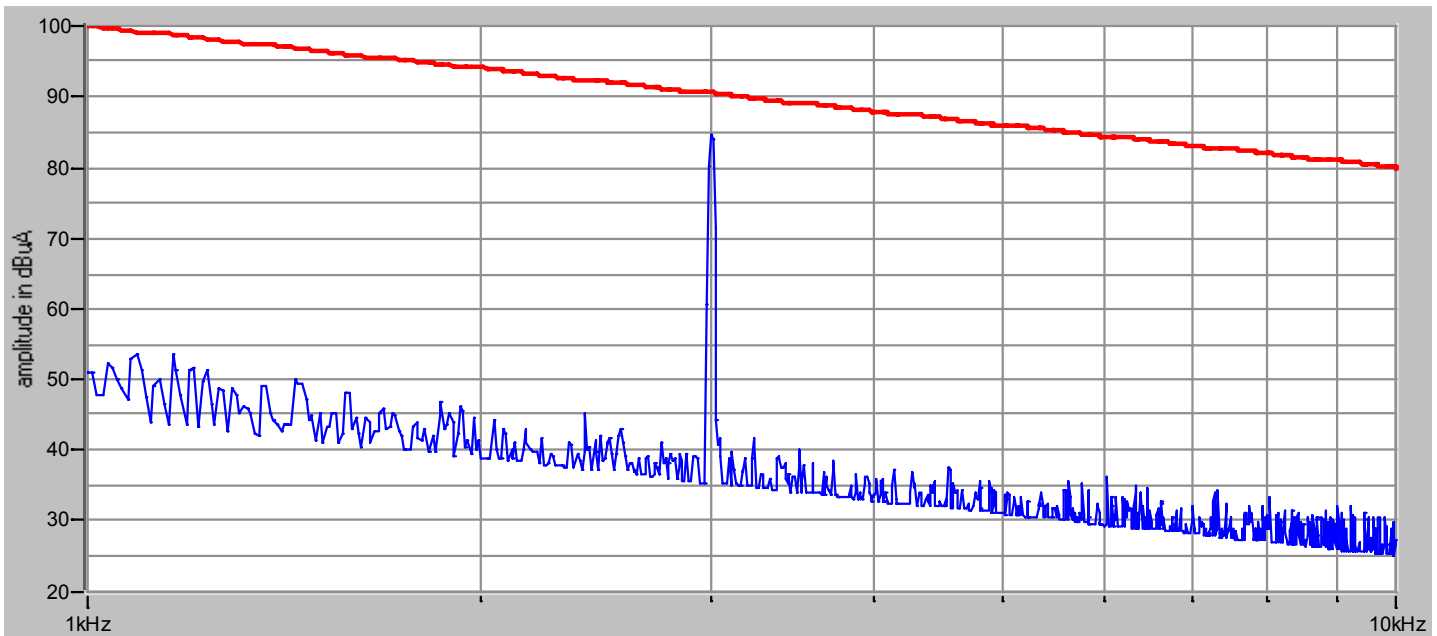
Page: 3 of 6

Notes: \_\_\_\_\_

Data File Name: 1038ce101.dat

Tabular Data File: 1038ce101-1719.tab

## Subreport Number: 2 of 5



EUT mode of operation : **system check**  
 EUT lead under test :  
 emission type : **NB**

Tested by: David Schaefer  
 Printed

*David Schaefer*  
 Signature

Reviewed by: Gerald V. Anderson  
 Printed

*Gerald V. Anderson*  
 Signature

Mode of Operation Key	
#	Description
1	system check
2	fully operational
3	
4	
5	

T:\10xx\1038\Rpt\_Docs\CE101\1038ce101bgva.doc



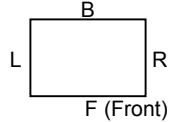
# CONDUCTED EMISSIONS



Test Report #: NC601038

Test Area: 5

FACE DEFINITION  
(TOP VIEW)



EUT Model #: MIL 2050 - 1719

Date: 3/28/2006

T = Top  
U = Under Side

EUT Serial #: N/A

EUT Power: 28 VDC

Temperature: 22.0 °C

Test Method: MIL-STD 461E CE101

Air Pressure: 99.0 kPa

Customer: Lind Electronics Inc.

Relative Humidity: 18.0 %

EUT Description: DC/DC Converter

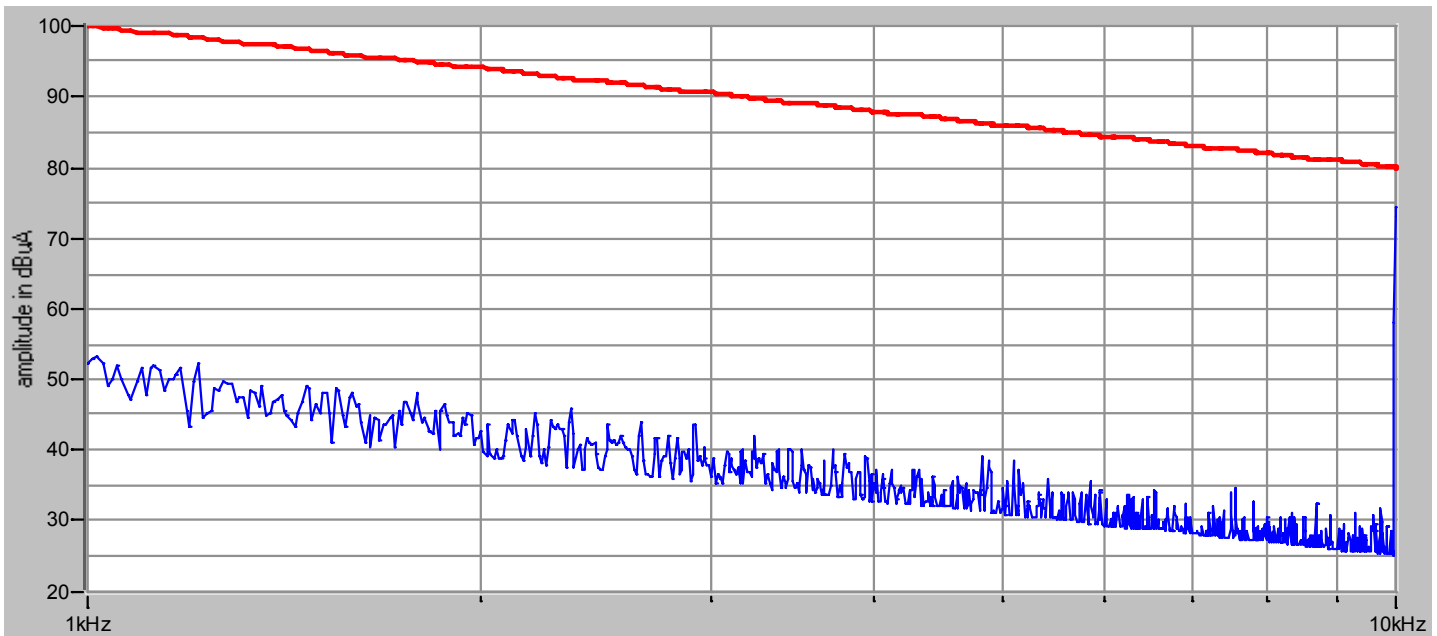
Page: 4 of 6

Notes: \_\_\_\_\_

Data File Name: 1038ce101.dat

Tabular Data File: 1038ce101-1719.tab

## Subreport Number: 3 of 5



EUT mode of operation : **system check**  
 EUT lead under test :  
 emission type : **NB**

Tested by: David Schaefer  
 Printed

*David Schaefer*  
 Signature

Reviewed by: Gerald V. Anderson  
 Printed

*Gerald V. Anderson*  
 Signature

Mode of Operation Key	
#	Description
1	system check
2	fully operational
3	
4	
5	

T:\10xx\1038\Rpt\_Docs\CE101\1038ce101bgva.doc

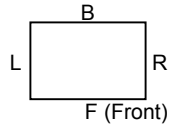
# CONDUCTED EMISSIONS



Test Report #: NC601038

Test Area: 5

FACE DEFINITION  
(TOP VIEW)



EUT Model #: MIL 2050 - 1719

Date: 3/28/2006

T = Top  
U = Under Side

EUT Serial #: N/A

EUT Power: 28 VDC

Temperature: 22.0 °C

Test Method: MIL-STD 461E CE101

Air Pressure: 99.0 kPa

Customer: Lind Electronics Inc.

Relative Humidity: 18.0 %

EUT Description: DC/DC Converter

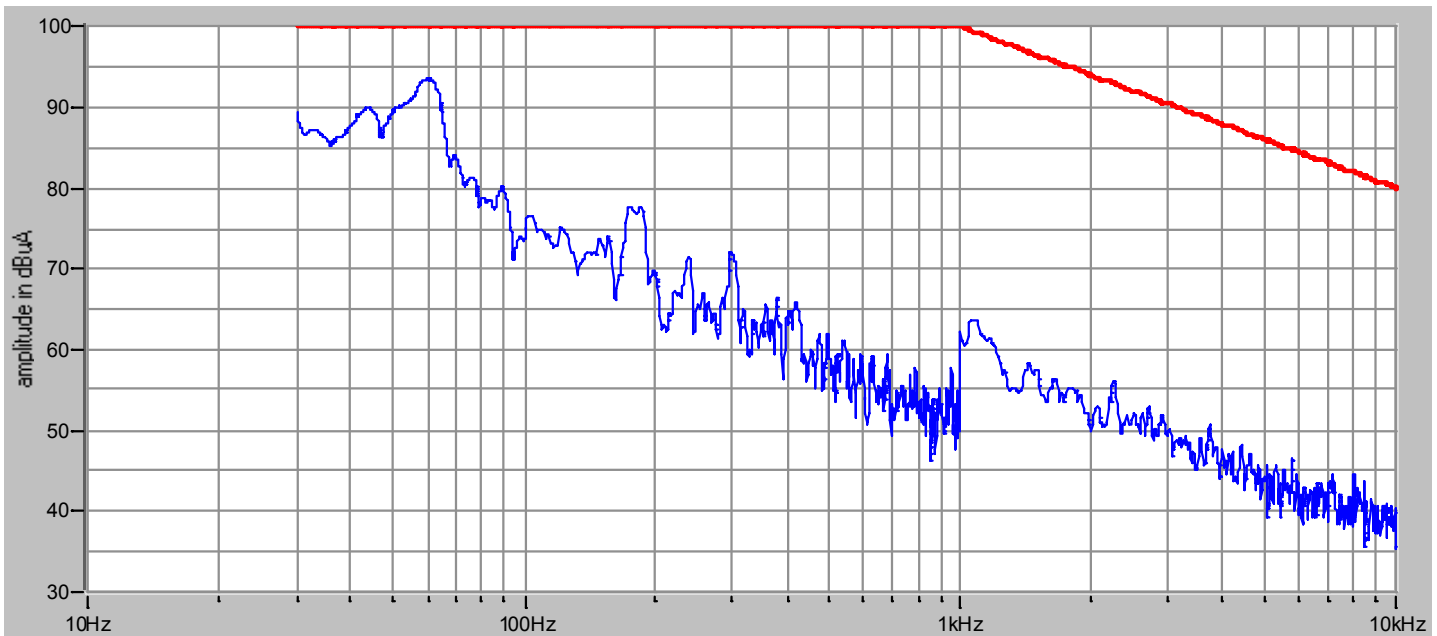
Page: 5 of 6

Notes: \_\_\_\_\_

Data File Name: 1038ce101.dat

Tabular Data File: 1038ce101-1719.tab

## Subreport Number: 4 of 5



EUT mode of operation : fully operational  
 EUT lead under test :  
 emission type : NB  
 remarks : +28 VDC Lead  
 MIL 2050 - 1719

Tested by: David Schaefer  
 Printed

*David Schaefer*  
 Signature

Reviewed by: Gerald V. Anderson  
 Printed

*Gerald V. Anderson*  
 Signature

Mode of Operation Key	
#	Description
1	system check
2	fully operational
3	
4	
5	

T:\10xx\1038\Rpt\_Docs\CE101\1038ce101bgva.doc

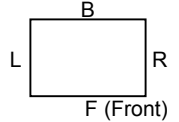
# CONDUCTED EMISSIONS



Test Report #: NC601038

Test Area: 5

FACE DEFINITION  
(TOP VIEW)



EUT Model #: MIL 2050 - 1719

Date: 3/28/2006

T = Top  
U = Under Side

EUT Serial #: N/A

EUT Power: 28 VDC

Temperature: 22.0 °C

Test Method: MIL-STD 461E CE101

Air Pressure: 99.0 kPa

Customer: Lind Electronics Inc.

Relative Humidity: 18.0 %

EUT Description: DC/DC Converter

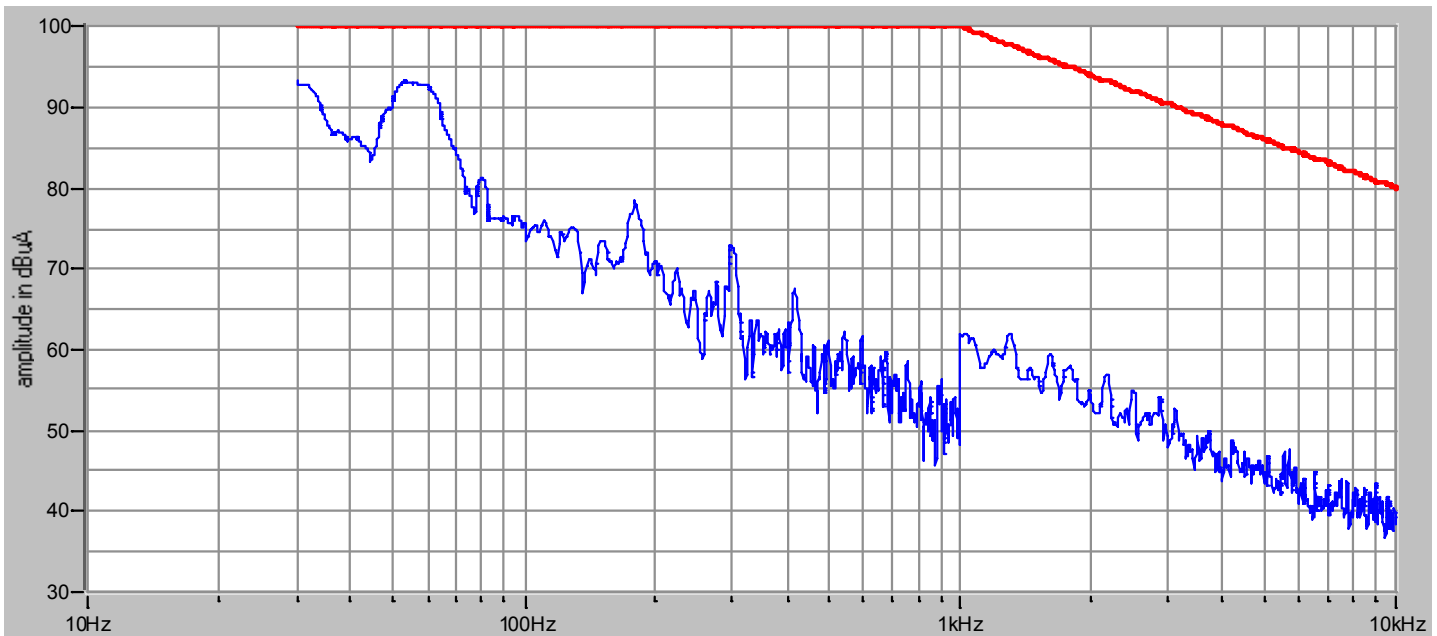
Page: 6 of 6

Notes: \_\_\_\_\_

Data File Name: 1038ce101.dat

Tabular Data File: 1038ce101-1719.tab

## Subreport Number: 5 of 5



EUT mode of operation : fully operational  
 EUT lead under test :  
 emission type : NB  
 remarks : +28 VDC return  
 MIL 2050 - 1719

Tested by: David Schaefer  
 Printed

*David Schaefer*  
 Signature

Reviewed by: Gerald V. Anderson  
 Printed

*Gerald V. Anderson*  
 Signature

Mode of Operation Key	
#	Description
1	system check
2	fully operational
3	
4	
5	

T:\10xx\1038\Rpt\_Docs\CE101\1038ce101bgva.doc



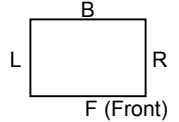
# CONDUCTED EMISSIONS



Test Report #: NC601038

Test Area: 5

FACE DEFINITION  
(TOP VIEW)



EUT Model #: MIL1566 - 1720

Date: 29 March 2006

T = Top  
U = Under Side

EUT Serial #: N/A

EUT Power: 28 VDC

Temperature: 22 °C

Test Method: MIL-STD 461E CE102

Air Pressure: 98.7 kPa

Customer: Lind Electronics Inc.

Relative Humidity: 19 %

EUT Description: DC/DC Converter

Page: 1 of 8

Notes: \_\_\_\_\_

Data File Name: 1038ce102.dat

Tabular Data File: 1038ce102 - 1720.tab

Frequency Range	Transducer Description (Type)	Mode of Operation (SEE KEY)	EUT lead under test	Emission Type (NB / BB)	Remarks
<b>Subreport Number: 1</b>					
10.0 kHz - 150.0 kHz	LISN	1		NB	LISN 982848 10 kHz system check
10.0 kHz - 150.0 kHz	LISN	1		NB	LISN 982848 100 kHz system check
1.0 MHz - 10.0 MHz	LISN	1		NB	LISN 982848 2 MHz system check
1.0 MHz - 10.0 MHz	LISN	1		NB	LISN 982848 9.95 MHz system check
<b>Subreport Number: 2</b>					
10.0 kHz - 150.0 kHz	LISN	1		NB	LISN 982850 10 kHz system check
10.0 kHz - 150.0 kHz	LISN	1		NB	LISN 982850 100 kHz system check
1.0 MHz - 10.0 MHz	LISN	1		NB	LISN 982850 2 MHz system check
1.0 MHz - 10.0 MHz	LISN	1		NB	LISN 982850 9.95 MHz system check
<b>Subreport Number: 3</b>					
10.0 kHz - 150.0 kHz	LISN	2		NB	LISN 982848 Ambient
150.0 kHz - 1.0 MHz	LISN	2		NB	LISN 982848 Ambient
1.0 MHz - 10.0 MHz	LISN	2		NB	LISN 982848 Ambient
<b>Subreport Number: 4</b>					
10.0 kHz - 150.0 kHz	LISN	2		NB	LISN 982850 Ambient
150.0 kHz - 1.0 MHz	LISN	2		NB	LISN 982850 Ambient
1.0 MHz - 10.0 MHz	LISN	2		NB	LISN 982850 Ambient

Tested by: David T. Schaefer  
Printed

*David Schaefer*  
Signature

Reviewed by: Gerald V. Anderson  
Printed

*Gerald V. Anderson*  
Signature

Mode of Operation Key	
#	Description
1	system check
2	ambient
3	fully operational
4	
5	

T:\10xx\1038\Rpt\_Docs\CE102\1038ce102gva.doc

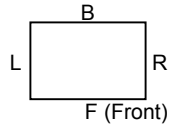
# CONDUCTED EMISSIONS



Test Report #: NC601038

Test Area: 5

FACE DEFINITION  
(TOP VIEW)



EUT Model #: MIL1566 - 1720

Date: 29 March 2006

T = Top  
U = Under Side

EUT Serial #: N/A

EUT Power: 28 VDC

Temperature: 22 °C

Test Method: MIL-STD 461E CE102

Air Pressure: 98.7 kPa

Customer: Lind Electronics Inc.

Relative Humidity: 19 %

EUT Description: DC/DC Converter

Page: 2 of 8

Notes: \_\_\_\_\_

Data File Name: 1038ce102.dat

Tabular Data File: 1038ce102 - 1720.tab

Frequency Range	Transducer Description (Type)	Mode of Operation (SEE KEY)	EUT lead under test	Emission Type (NB / BB)	Remarks
Subreport Number: 5					
10.0 kHz - 150.0 kHz	LISN	3		NB	+28 VDC Lead
150.0 kHz - 1.0 MHz	LISN	3		NB	+28 VDC Lead
1.0 MHz - 10.0 MHz	LISN	3		NB	+28 VDC Lead
Subreport Number: 6					
10.0 kHz - 150.0 kHz	LISN	3		NB	28 VDC return
150.0 kHz - 1.0 MHz	LISN	3		NB	28 VDC return
1.0 MHz - 10.0 MHz	LISN	3		NB	28 VDC return

Tested by: David T. Schaefer  
Printed

Signature

Reviewed by: Gerald V. Anderson  
Printed

Signature

Mode of Operation Key	
#	Description
1	system check
2	ambient
3	fully operational
4	
5	

T:\10xx\1038\Rpt\_Docs\CE102\1038ce102gva.doc

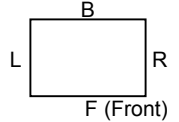
# CONDUCTED EMISSIONS



Test Report #: NC601038

Test Area: 5

FACE DEFINITION  
(TOP VIEW)



EUT Model #: MIL1566 - 1720

Date: 29 March 2006

T = Top  
U = Under Side

EUT Serial #: N/A

EUT Power: 28 VDC

Temperature: 22 °C

Test Method: MIL-STD 461E CE102

Air Pressure: 98.7 kPa

Customer: Lind Electronics Inc.

Relative Humidity: 19 %

EUT Description: DC/DC Converter

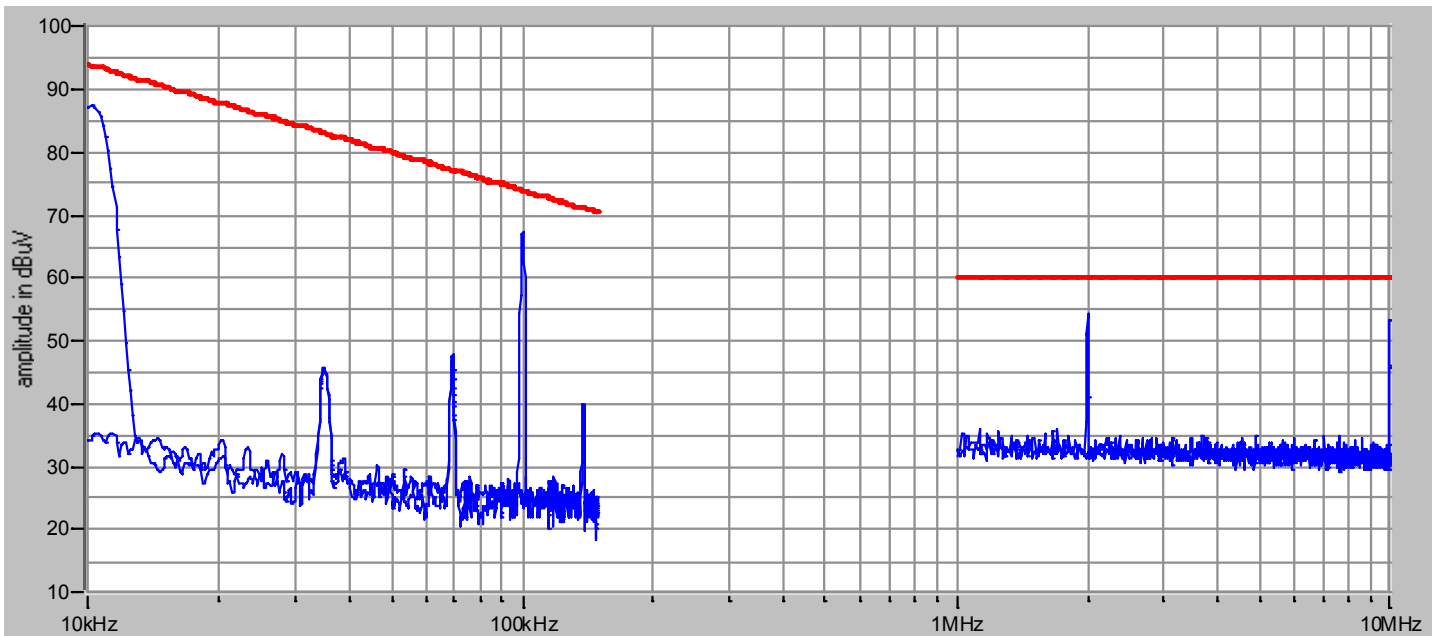
Page: 3 of 8

Notes: \_\_\_\_\_

Data File Name: 1038ce102.dat

Tabular Data File: 1038ce102 - 1720.tab

## Subreport Number: 1 of 6



EUT mode of operation : **system check**  
 EUT lead under test :  
 emission type : **NB**  
 remarks : various - see table

Tested by: David T. Schaefer  
 Printed

*David Schaefer*  
 Signature

Reviewed by: Gerald V. Anderson  
 Printed

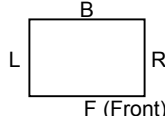
*Gerald V. Anderson*  
 Signature

Mode of Operation Key	
#	Description
1	system check
2	ambient
3	fully operational
4	
5	

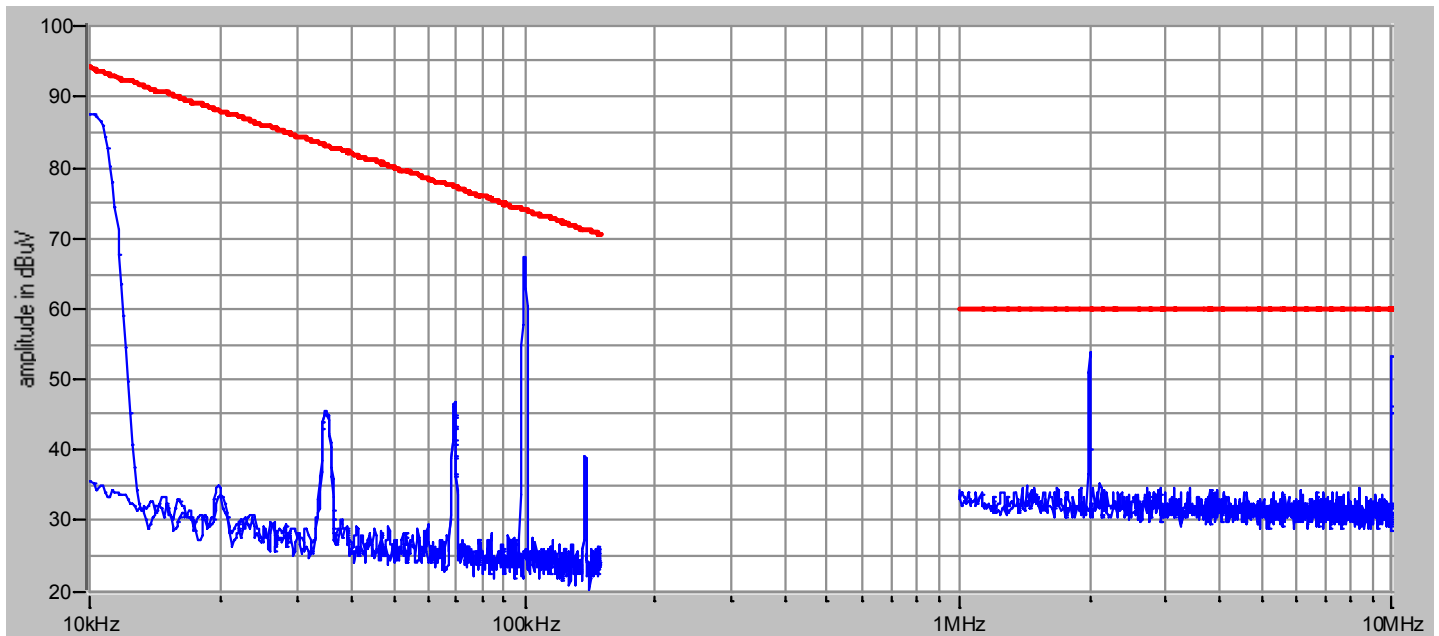
T:\10xx\1038\Rpt\_Docs\CE102\1038ce102gva.doc

# CONDUCTED EMISSIONS



Test Report #: NC601038 Test Area: 5 FACE DEFINITION (TOP VIEW)   
 EUT Model #: MIL1566 - 1720 Date: 29 March 2006 T = Top  
 U = Under Side  
 EUT Serial #: N/A EUT Power: 28 VDC Temperature: 22 °C  
 Test Method: MIL-STD 461E CE102 Air Pressure: 98.7 kPa  
 Customer: Lind Electronics Inc. Relative Humidity: 19 %  
 EUT Description: DC/DC Converter Page: 4 of 8  
 Notes: \_\_\_\_\_  
 Data File Name: 1038ce102.dat Tabular Data File: 1038ce102 - 1720.tab

## Subreport Number: 2 of 6



EUT mode of operation : system check  
 EUT lead under test :  
 emission type : NB  
 remarks : various - see table

Tested by: David T. Schaefer  
 Printed

  
 Signature

Reviewed by: Gerald V. Anderson  
 Printed

  
 Signature

Mode of Operation Key	
#	Description
1	system check
2	ambient
3	fully operational
4	
5	

T:\10xx\1038\Rpt\_Docs\CE102\1038ce102gva.doc



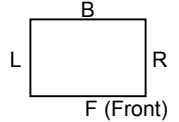
# CONDUCTED EMISSIONS



Test Report #: NC601038

Test Area: 5

FACE DEFINITION  
(TOP VIEW)



EUT Model #: MIL1566 - 1720

Date: 29 March 2006

T = Top  
U = Under Side

EUT Serial #: N/A

EUT Power: 28 VDC

Temperature: 22 °C

Test Method: MIL-STD 461E CE102

Air Pressure: 98.7 kPa

Customer: Lind Electronics Inc.

Relative Humidity: 19 %

EUT Description: DC/DC Converter

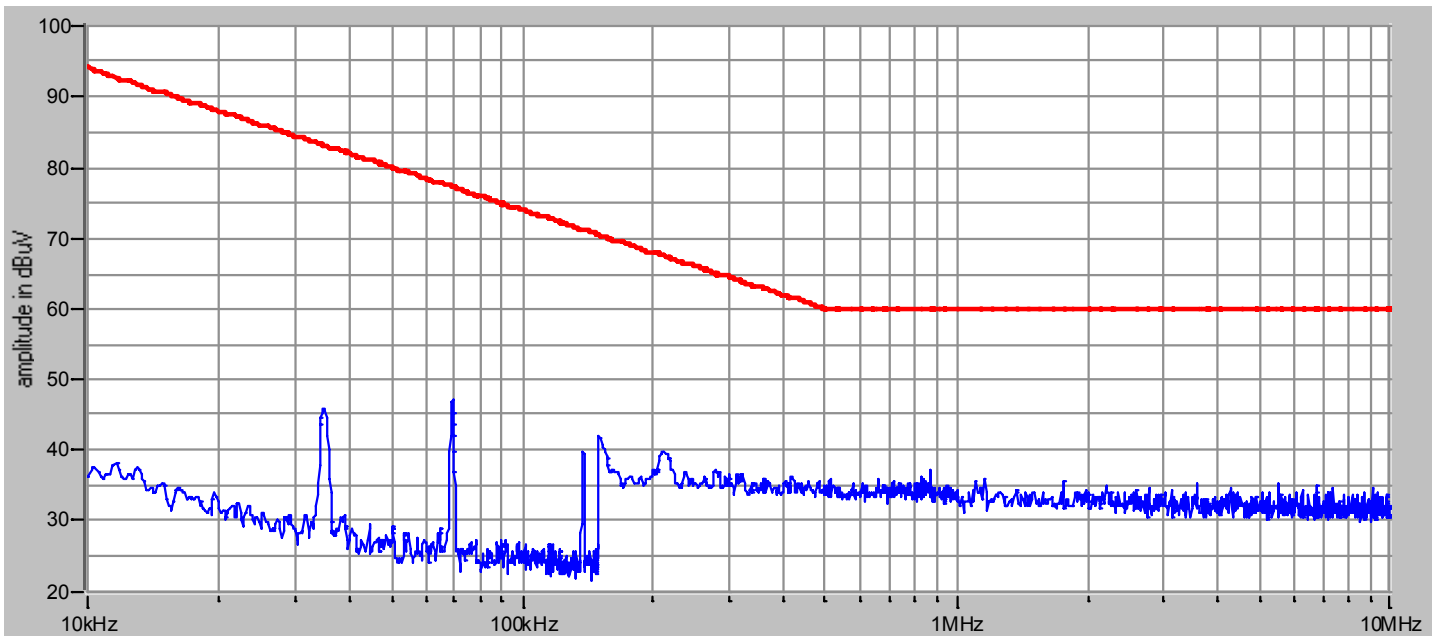
Page: 5 of 8

Notes: \_\_\_\_\_

Data File Name: 1038ce102.dat

Tabular Data File: 1038ce102 - 1720.tab

## Subreport Number: 3 of 6



EUT mode of operation : ambient  
 EUT lead under test :  
 emission type : NB  
 remarks : LISN 982848  
 Ambient

Tested by: David T. Schaefer  
 Printed

*David Schaefer*  
 Signature

Reviewed by: Gerald V. Anderson  
 Printed

*Gerald V. Anderson*  
 Signature

Mode of Operation Key	
#	Description
1	system check
2	ambient
3	fully operational
4	
5	

T:\10xx\1038\Rpt\_Docs\CE102\1038ce102gva.doc

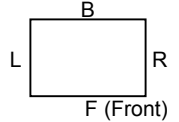
# CONDUCTED EMISSIONS



Test Report #: NC601038

Test Area: 5

FACE DEFINITION  
(TOP VIEW)



EUT Model #: MIL1566 - 1720

Date: 29 March 2006

T = Top  
U = Under Side

EUT Serial #: N/A

EUT Power: 28 VDC

Temperature: 22 °C

Test Method: MIL-STD 461E CE102

Air Pressure: 98.7 kPa

Customer: Lind Electronics Inc.

Relative Humidity: 19 %

EUT Description: DC/DC Converter

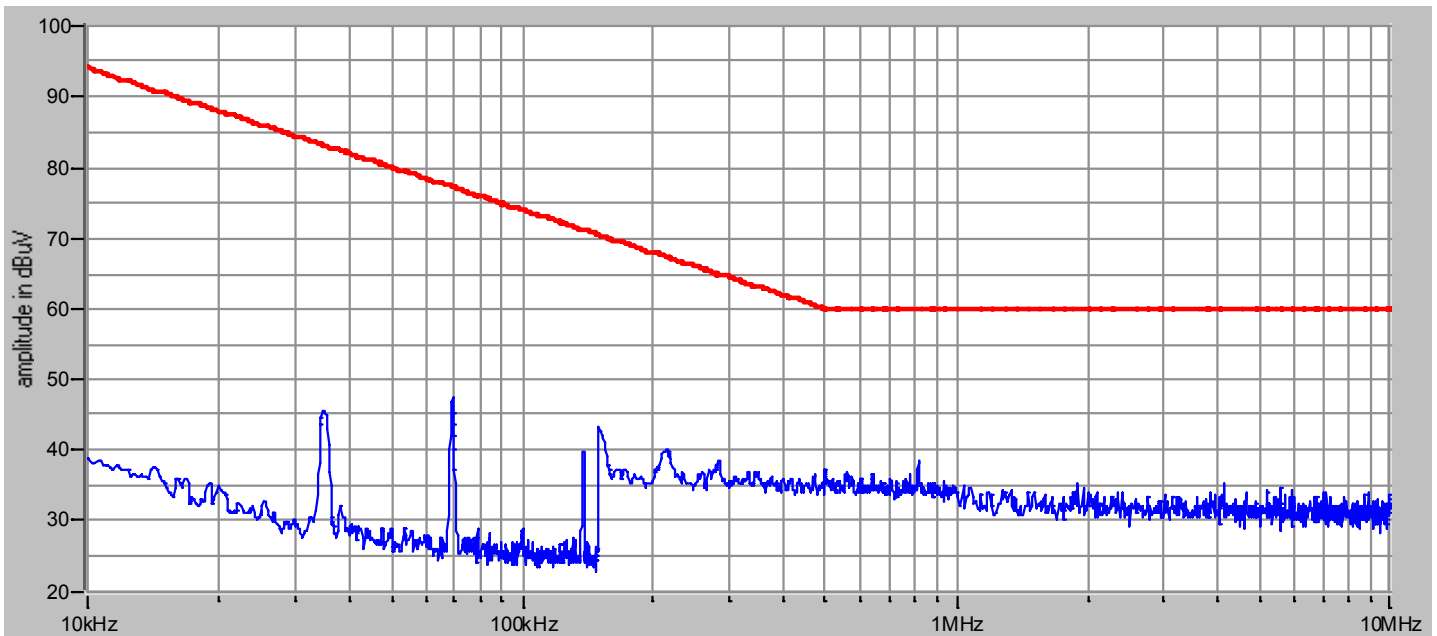
Page: 6 of 8

Notes: \_\_\_\_\_

Data File Name: 1038ce102.dat

Tabular Data File: 1038ce102 - 1720.tab

## Subreport Number: 4 of 6



EUT mode of operation : ambient  
 EUT lead under test :  
 emission type : NB  
 remarks : LISN 982850  
 Ambient

Tested by: David T. Schaefer  
 Printed

*David T. Schaefer*  
 Signature

Reviewed by: Gerald V. Anderson  
 Printed

*Gerald V. Anderson*  
 Signature

Mode of Operation Key	
#	Description
1	system check
2	ambient
3	fully operational
4	
5	

T:\10xx\1038\Rpt\_Docs\CE102\1038ce102gva.doc

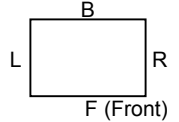
# CONDUCTED EMISSIONS



Test Report #: NC601038

Test Area: 5

FACE DEFINITION  
(TOP VIEW)



EUT Model #: MIL1566 - 1720

Date: 29 March 2006

T = Top  
U = Under Side

EUT Serial #: N/A

EUT Power: 28 VDC

Temperature: 22 °C

Test Method: MIL-STD 461E CE102

Air Pressure: 98.7 kPa

Customer: Lind Electronics Inc.

Relative Humidity: 19 %

EUT Description: DC/DC Converter

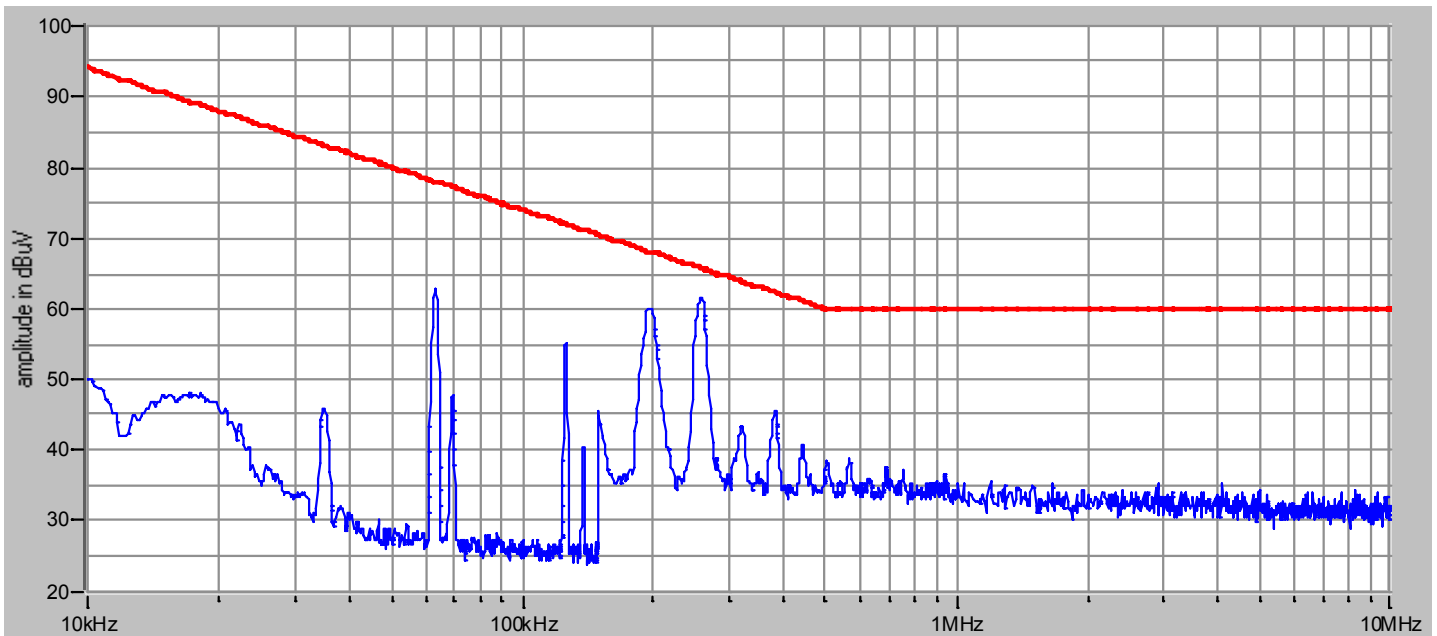
Page: 7 of 8

Notes: \_\_\_\_\_

Data File Name: 1038ce102.dat

Tabular Data File: 1038ce102 - 1720.tab

## Subreport Number: 5 of 6



EUT mode of operation : fully operational  
 EUT lead under test :  
 emission type : NB  
 remarks : +28 VDC Lead

Tested by: David T. Schaefer  
 Printed

*David Schaefer*  
 Signature

Reviewed by: Gerald V. Anderson  
 Printed

*Gerald V. Anderson*  
 Signature

Mode of Operation Key	
#	Description
1	system check
2	ambient
3	fully operational
4	
5	

T:\10xx\1038\Rpt\_Docs\CE102\1038ce102gva.doc

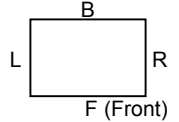
# CONDUCTED EMISSIONS



Test Report #: NC601038

Test Area: 5

FACE DEFINITION  
(TOP VIEW)



EUT Model #: MIL1566 - 1720

Date: 29 March 2006

T = Top  
U = Under Side

EUT Serial #: N/A

EUT Power: 28 VDC

Temperature: 22 °C

Test Method: MIL-STD 461E CE102

Air Pressure: 98.7 kPa

Customer: Lind Electronics Inc.

Relative Humidity: 19 %

EUT Description: DC/DC Converter

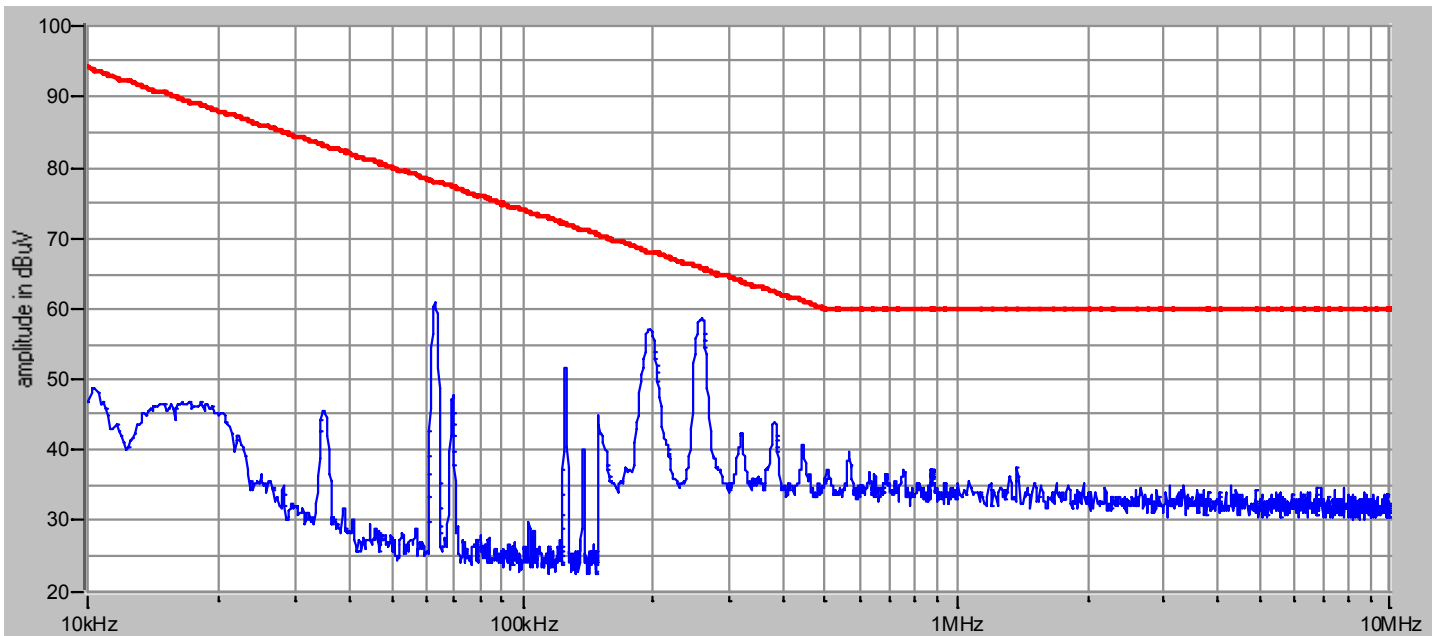
Page: 8 of 8

Notes: \_\_\_\_\_

Data File Name: 1038ce102.dat

Tabular Data File: 1038ce102 - 1720.tab

## Subreport Number: 6 of 6



EUT mode of operation : fully operational  
 EUT lead under test :  
 emission type : NB  
 remarks : 28 VDC return

Tested by: David T. Schaefer  
 Printed

*David Schaefer*  
 Signature

Reviewed by: Gerald V. Anderson  
 Printed

*Gerald V. Anderson*  
 Signature

Mode of Operation Key	
#	Description
1	system check
2	ambient
3	fully operational
4	
5	

T:\10xx\1038\Rpt\_Docs\CE102\1038ce102gva.doc



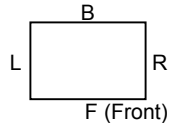
# CONDUCTED EMISSIONS



Test Report #: NC601038

Test Area: 5

FACE DEFINITION  
(TOP VIEW)



EUT Model #: MIL2050 - 1719

Date: 3/29/2006

T = Top  
U = Under Side

EUT Serial #: N/A

EUT Power: 28 VDC

Temperature: 22 °C

Test Method: MIL-STD 461E CE102

Air Pressure: 98.7 kPa

Customer: Lind Electronics Inc

Relative Humidity: 19 %

EUT Description: DC/DC converter

Page: 1 of 8

Notes: \_\_\_\_\_

Data File Name: 1038ce102.dat

Tabular Data File: 1038ce102 - 1719.tab

Frequency Range	Transducer Description (Type)	Mode of Operation (SEE KEY)	EUT lead under test	Emission Type (NB / BB)	Remarks
<b>Subreport Number: 1</b>					
10.0 kHz - 150.0 kHz	LISN	1		NB	LISN 982848 10 kHz system check
10.0 kHz - 150.0 kHz	LISN	1		NB	LISN 982848 100 kHz system check
1.0 MHz - 10.0 MHz	LISN	1		NB	LISN 982848 2 MHz system check
1.0 MHz - 10.0 MHz	LISN	1		NB	LISN 982848 9.95 MHz system check
<b>Subreport Number: 2</b>					
10.0 kHz - 150.0 kHz	LISN	1		NB	LISN 982850 10 kHz system check
10.0 kHz - 150.0 kHz	LISN	1		NB	LISN 982850 100 kHz system check
1.0 MHz - 10.0 MHz	LISN	1		NB	LISN 982850 2 MHz system check
1.0 MHz - 10.0 MHz	LISN	1		NB	LISN 982850 9.95 MHz system check
<b>Subreport Number: 3</b>					
10.0 kHz - 150.0 kHz	LISN	2		NB	LISN 982848 Ambient
150.0 kHz - 1.0 MHz	LISN	2		NB	LISN 982848 Ambient
1.0 MHz - 10.0 MHz	LISN	2		NB	LISN 982848 Ambient
<b>Subreport Number: 4</b>					
10.0 kHz - 150.0 kHz	LISN	2		NB	LISN 982850 Ambient
150.0 kHz - 1.0 MHz	LISN	2		NB	LISN 982850 Ambient
1.0 MHz - 10.0 MHz	LISN	2		NB	LISN 982850 Ambient

Tested by: David T. Schaefer  
Printed

Signature

Reviewed by: Gerald V. Anderson  
Printed

Signature

Mode of Operation Key	
#	Description
1	system check
2	ambient
3	fully operational
4	
5	

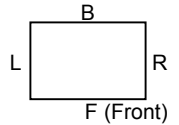
T:\10xx\1038\Rpt\_Docs\CE102\1038CE102bgva.doc

# CONDUCTED EMISSIONS



Test Report #: NC601038                      Test Area: 5  
 EUT Model #: MIL2050 - 1719                      Date: 3/29/2006  
 EUT Serial #: N/A                      EUT Power: 28 VDC                      Temperature: 22 °C  
 Test Method: MIL-STD 461E CE102                      Air Pressure: 98.7 kPa  
 Customer: Lind Electronics Inc                      Relative Humidity: 19 %  
 EUT Description: DC/DC converter                      Page: 2 of 8

FACE DEFINITION  
(TOP VIEW)



T = Top  
U = Under Side

Notes: \_\_\_\_\_

Data File Name: 1038ce102.dat                      Tabular Data File: 1038ce102 - 1719.tab

Frequency Range	Transducer Description (Type)	Mode of Operation (SEE KEY)	EUT lead under test	Emission Type (NB / BB)	Remarks
<b>Subreport Number: 5</b>					
10.0 kHz - 150.0 kHz	LISN	3		NB	+28 VDC Lead MII2050 1719
150.0 kHz - 1.0 MHz	LISN	3		NB	+28 VDC Lead MII2050 1719
1.0 MHz - 10.0 MHz	LISN	3		NB	+28 VDC Lead MII2050 1719
<b>Subreport Number: 6</b>					
10.0 kHz - 150.0 kHz	LISN	3		NB	28 VDC return MII2050 1719
150.0 kHz - 1.0 MHz	LISN	3		NB	28 VDC return MII2050 1719
1.0 MHz - 10.0 MHz	LISN	3		NB	28 VDC return MII2050 1719

Tested by: David T. Schaefer  
Printed

Signature

Reviewed by: Gerald V. Anderson  
Printed

Signature

Mode of Operation Key	
#	Description
1	system check
2	ambient
3	fully operational
4	
5	

T:\10xx\1038\Rpt\_Docs\CE102\1038CE102bgva.doc

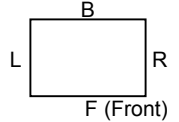
# CONDUCTED EMISSIONS



Test Report #: NC601038

Test Area: 5

FACE DEFINITION  
(TOP VIEW)



EUT Model #: MIL2050 - 1719

Date: 3/29/2006

T = Top  
U = Under Side

EUT Serial #: N/A

EUT Power: 28 VDC

Temperature: 22 °C

Test Method: MIL-STD 461E CE102

Air Pressure: 98.7 kPa

Customer: Lind Electronics Inc

Relative Humidity: 19 %

EUT Description: DC/DC converter

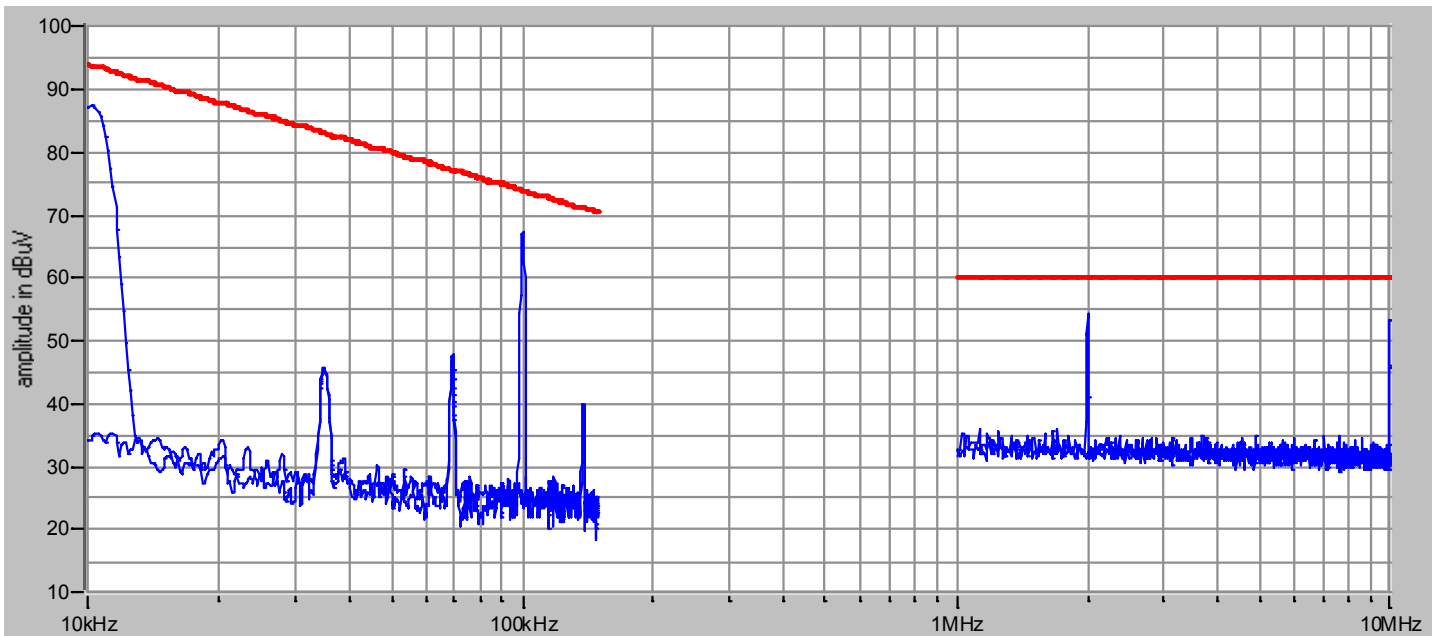
Page: 3 of 8

Notes: \_\_\_\_\_

Data File Name: 1038ce102.dat

Tabular Data File: 1038ce102 - 1719.tab

## Subreport Number: 1 of 6



EUT mode of operation : **system check**  
 EUT lead under test :  
 emission type : **NB**  
 remarks : various - see table

Tested by: David T. Schaefer  
 Printed

*David Schaefer*  
 Signature

Reviewed by: Gerald V. Anderson  
 Printed

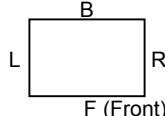
*Gerald V. Anderson*  
 Signature

Mode of Operation Key	
#	Description
1	system check
2	ambient
3	fully operational
4	
5	

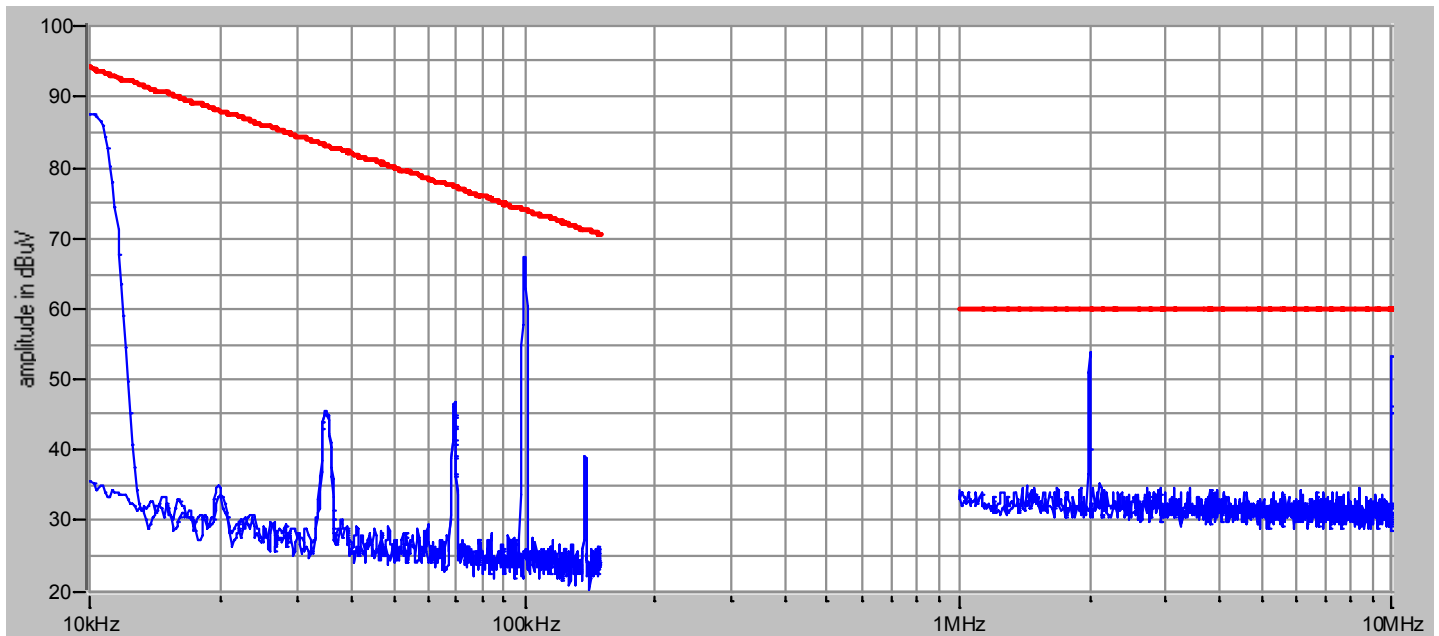
T:\10xx\1038\Rpt\_Docs\CE102\1038CE102bgva.doc

# CONDUCTED EMISSIONS



Test Report #: NC601038 Test Area: 5 FACE DEFINITION (TOP VIEW)   
 EUT Model #: MIL2050 - 1719 Date: 3/29/2006 T = Top  
 U = Under Side  
 EUT Serial #: N/A EUT Power: 28 VDC Temperature: 22 °C  
 Test Method: MIL-STD 461E CE102 Air Pressure: 98.7 kPa  
 Customer: Lind Electronics Inc Relative Humidity: 19 %  
 EUT Description: DC/DC converter Page: 4 of 8  
 Notes: \_\_\_\_\_  
 Data File Name: 1038ce102.dat Tabular Data File: 1038ce102 - 1719.tab

## Subreport Number: 2 of 6



EUT mode of operation : system check  
 EUT lead under test :  
 emission type : NB  
 remarks : various - see table

Tested by: David T. Schaefer  
 Printed

  
 Signature

Reviewed by: Gerald V. Anderson  
 Printed

  
 Signature

Mode of Operation Key	
#	Description
1	system check
2	ambient
3	fully operational
4	
5	

T:\10xx\1038\Rpt\_Docs\CE102\1038CE102bgva.doc



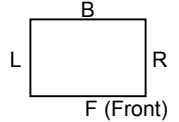
# CONDUCTED EMISSIONS



Test Report #: NC601038

Test Area: 5

FACE DEFINITION  
(TOP VIEW)



EUT Model #: MIL2050 - 1719

Date: 3/29/2006

T = Top  
U = Under Side

EUT Serial #: N/A

EUT Power: 28 VDC

Temperature: 22 °C

Test Method: MIL-STD 461E CE102

Air Pressure: 98.7 kPa

Customer: Lind Electronics Inc

Relative Humidity: 19 %

EUT Description: DC/DC converter

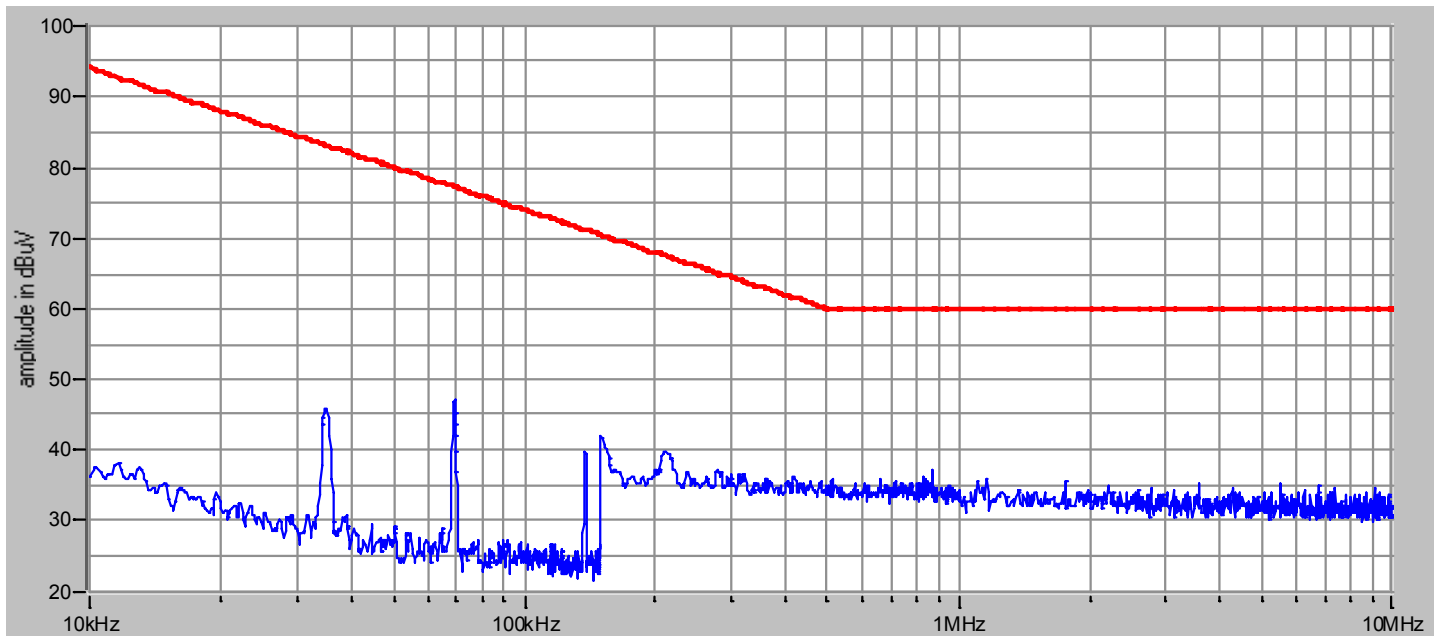
Page: 5 of 8

Notes: \_\_\_\_\_

Data File Name: 1038ce102.dat

Tabular Data File: 1038ce102 - 1719.tab

## Subreport Number: 3 of 6



EUT mode of operation : ambient  
 EUT lead under test :  
 emission type : NB  
 remarks : LISN 982848  
 Ambient

Tested by: David T. Schaefer  
 Printed

*David Schaefer*  
 Signature

Reviewed by: Gerald V. Anderson  
 Printed

*Gerald V. Anderson*  
 Signature

Mode of Operation Key	
#	Description
1	system check
2	ambient
3	fully operational
4	
5	

T:\10xx\1038\Rpt\_Docs\CE102\1038CE102bgva.doc

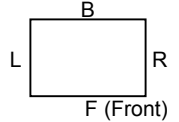
# CONDUCTED EMISSIONS



Test Report #: NC601038

Test Area: 5

FACE DEFINITION  
(TOP VIEW)



EUT Model #: MIL2050 - 1719

Date: 3/29/2006

T = Top  
U = Under Side

EUT Serial #: N/A

EUT Power: 28 VDC

Temperature: 22 °C

Test Method: MIL-STD 461E CE102

Air Pressure: 98.7 kPa

Customer: Lind Electronics Inc

Relative Humidity: 19 %

EUT Description: DC/DC converter

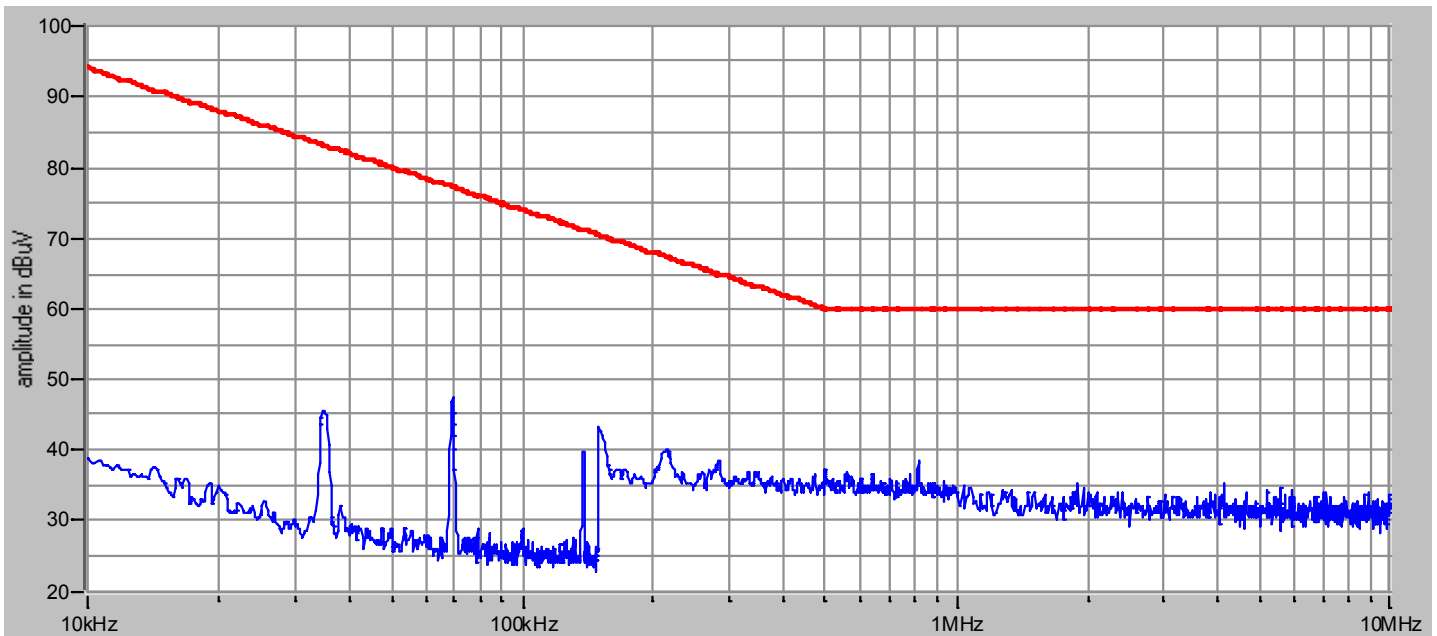
Page: 6 of 8

Notes: \_\_\_\_\_

Data File Name: 1038ce102.dat

Tabular Data File: 1038ce102 - 1719.tab

## Subreport Number: 4 of 6



EUT mode of operation : ambient  
 EUT lead under test :  
 emission type : NB  
 remarks : LISN 982850  
 Ambient

Tested by: David T. Schaefer  
 Printed

*David Schaefer*  
 Signature

Reviewed by: Gerald V. Anderson  
 Printed

*Gerald V. Anderson*  
 Signature

Mode of Operation Key	
#	Description
1	system check
2	ambient
3	fully operational
4	
5	

T:\10xx\1038\Rpt\_Docs\CE102\1038CE102bgva.doc

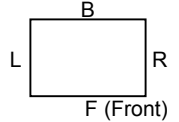
# CONDUCTED EMISSIONS



Test Report #: NC601038

Test Area: 5

FACE DEFINITION  
(TOP VIEW)



EUT Model #: MIL2050 - 1719

Date: 3/29/2006

T = Top  
U = Under Side

EUT Serial #: N/A

EUT Power: 28 VDC

Temperature: 22 °C

Test Method: MIL-STD 461E CE102

Air Pressure: 98.7 kPa

Customer: Lind Electronics Inc

Relative Humidity: 19 %

EUT Description: DC/DC converter

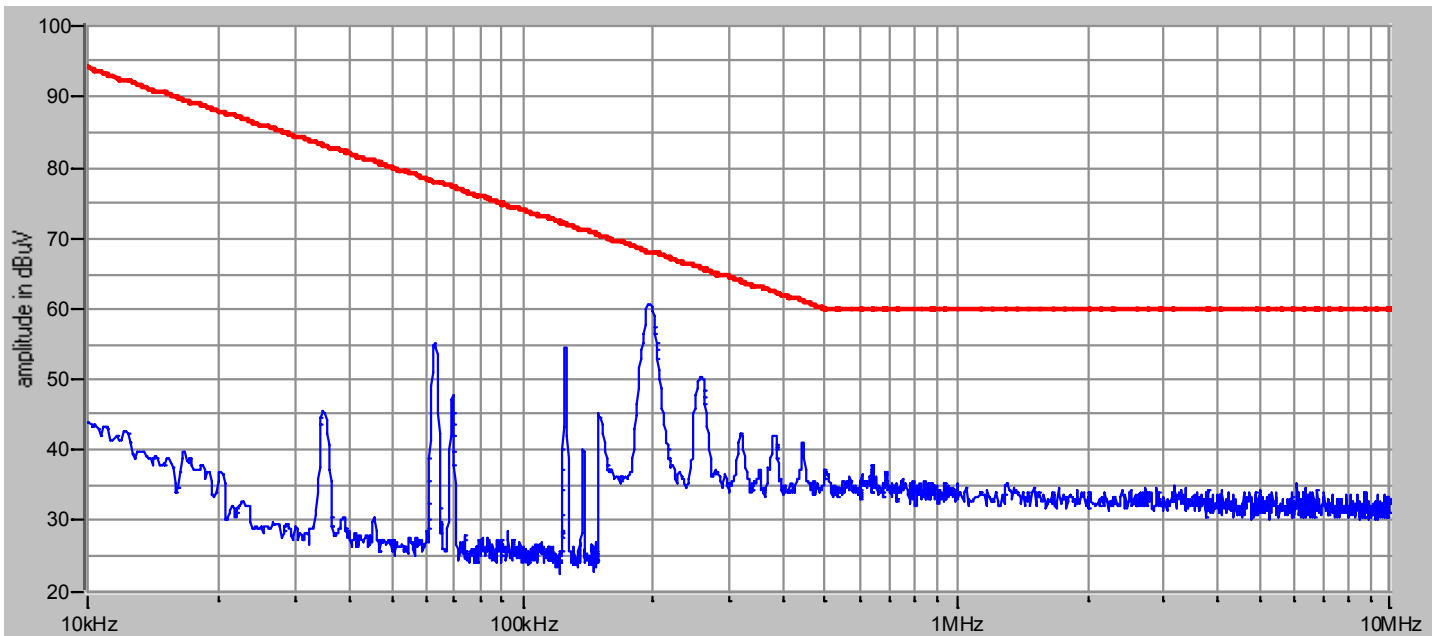
Page: 7 of 8

Notes: \_\_\_\_\_

Data File Name: 1038ce102.dat

Tabular Data File: 1038ce102 - 1719.tab

## Subreport Number: 5 of 6



EUT mode of operation : fully operational  
 EUT lead under test :  
 emission type : NB  
 remarks : +28 VDC Lead  
 MIL2050 1719

Tested by: David T. Schaefer  
 Printed

*David Schaefer*  
 Signature

Reviewed by: Gerald V. Anderson  
 Printed

*Gerald V. Anderson*  
 Signature

Mode of Operation Key	
#	Description
1	system check
2	ambient
3	fully operational
4	
5	

T:\10xx\1038\Rpt\_Docs\CE102\1038CE102bgva.doc

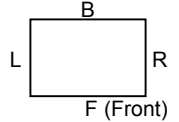
# CONDUCTED EMISSIONS



Test Report #: NC601038

Test Area: 5

FACE DEFINITION  
(TOP VIEW)



EUT Model #: MIL2050 - 1719

Date: 3/29/2006

T = Top  
U = Under Side

EUT Serial #: N/A

EUT Power: 28 VDC

Temperature: 22 °C

Test Method: MIL-STD 461E CE102

Air Pressure: 98.7 kPa

Customer: Lind Electronics Inc

Relative Humidity: 19 %

EUT Description: DC/DC converter

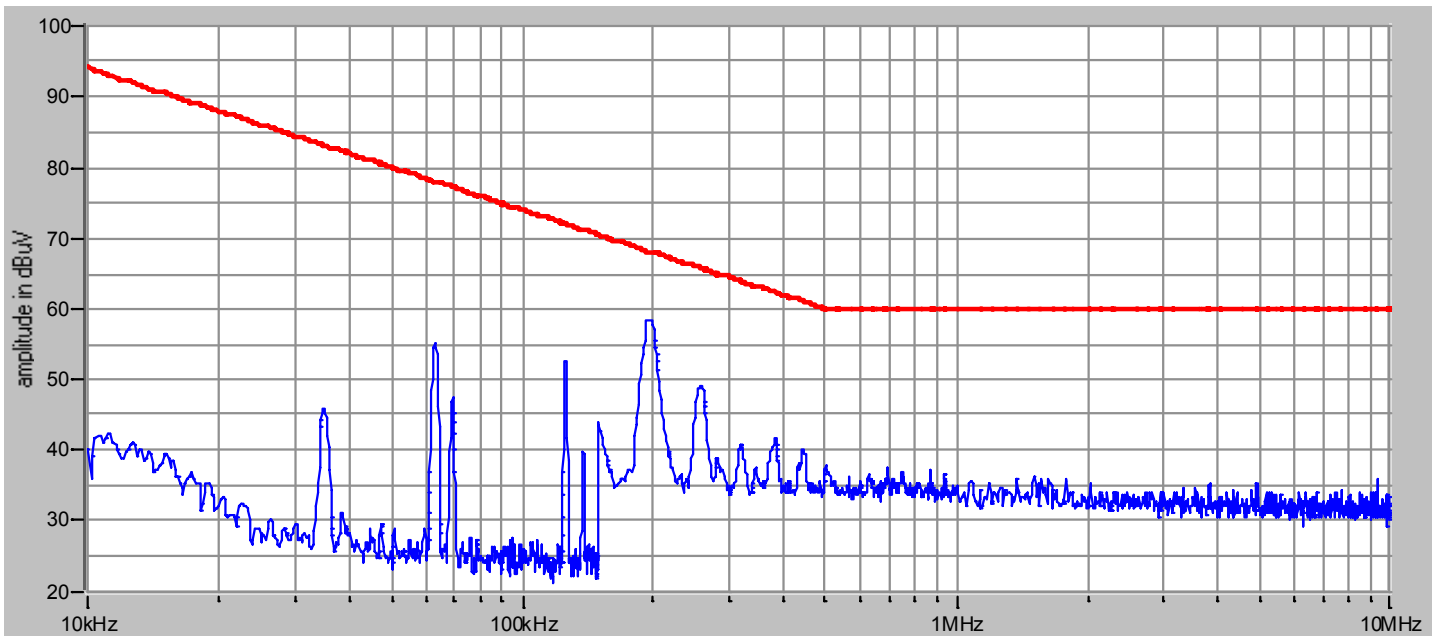
Page: 8 of 8

Notes: \_\_\_\_\_

Data File Name: 1038ce102.dat

Tabular Data File: 1038ce102 - 1719.tab

## Subreport Number: 6 of 6



EUT mode of operation : fully operational  
 EUT lead under test :  
 emission type : NB  
 remarks : 28 VDC return  
 MIL2050 1719

Tested by: David T. Schaefer  
 Printed

*David T. Schaefer*  
 Signature

Reviewed by: Gerald V. Anderson  
 Printed

*Gerald V. Anderson*  
 Signature

Mode of Operation Key	
#	Description
1	system check
2	ambient
3	fully operational
4	
5	

T:\10xx\1038\Rpt\_Docs\CE102\1038CE102bgva.doc





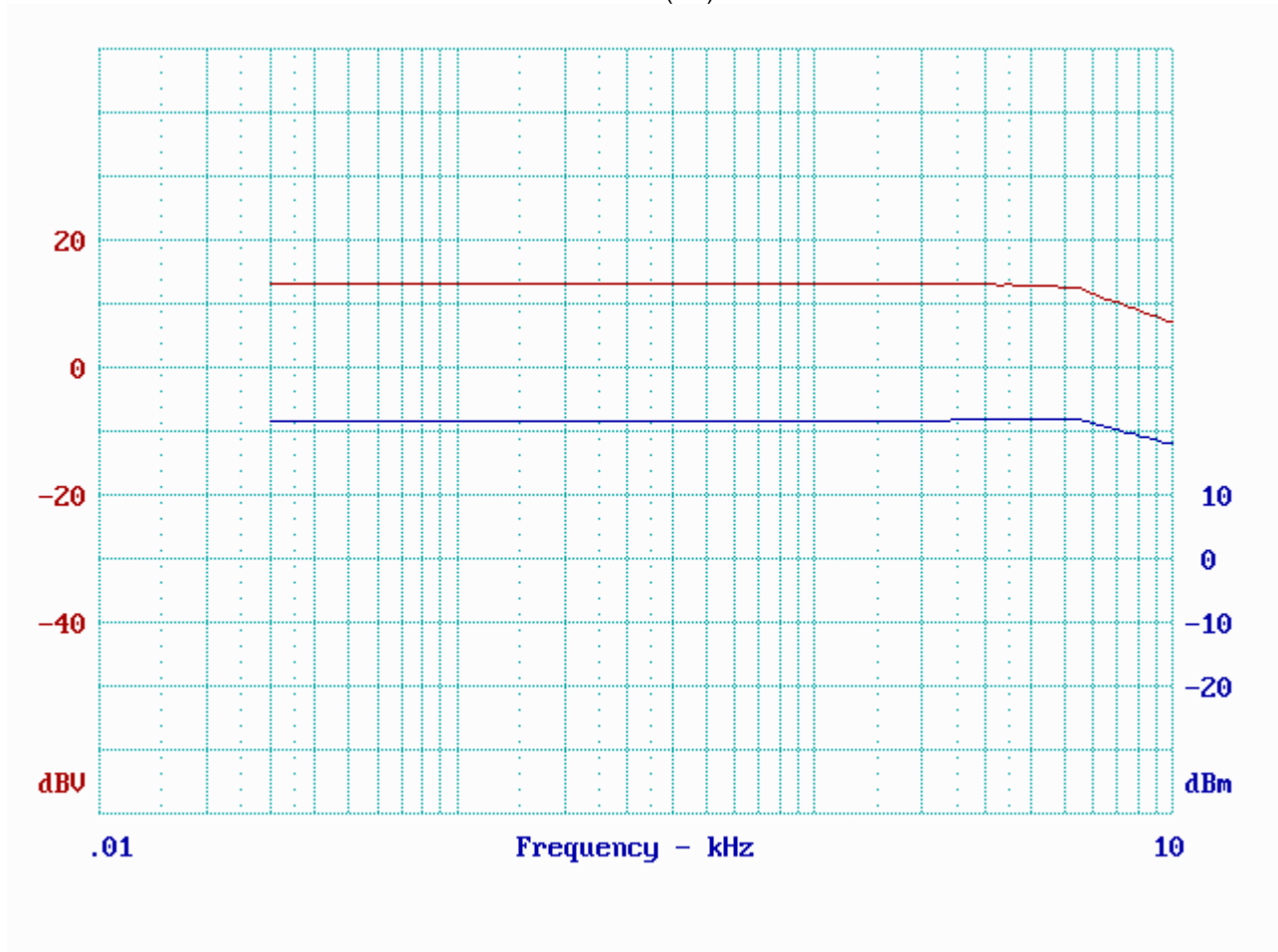
# CONDUCTED SUSCEPTIBILITY



Test Report #: NC601038 Test Area: 5  
 EUT Model #: MIL 1566-1720 Date: 31 March 2006  
 EUT Serial #: N/A EUT Power: 28 VDC Temperature: 23 °C  
 Test Method: MIL-STD 461E CS101 Air Pressure: 96.7 kPa  
 Customer: Lind Electronics Inc. Relative Humidity: 35 %  
 EUT Description: DC/DC Converter Page: 2 of 7

Notes: \_\_\_\_\_

CS101 Calibration – 40 Watts into 0.5 Ohms –  $E = (PR)^{0.5}$  then converted to dB relative to 1 Volt



Tested by: David Schaefer  
Printed

*David Schaefer*  
Signature

Reviewed by: Gerald V. Anderson  
Printed

*Gerald V. Anderson*  
Signature

Modulation Key					
#	Type	Freq.	Shape	Duty	Depth
1	CW	None			
2	PM	1 kHz	Square	50%	100%
3	AM	1 kHz	Sine	N/A	80%
4					
5					

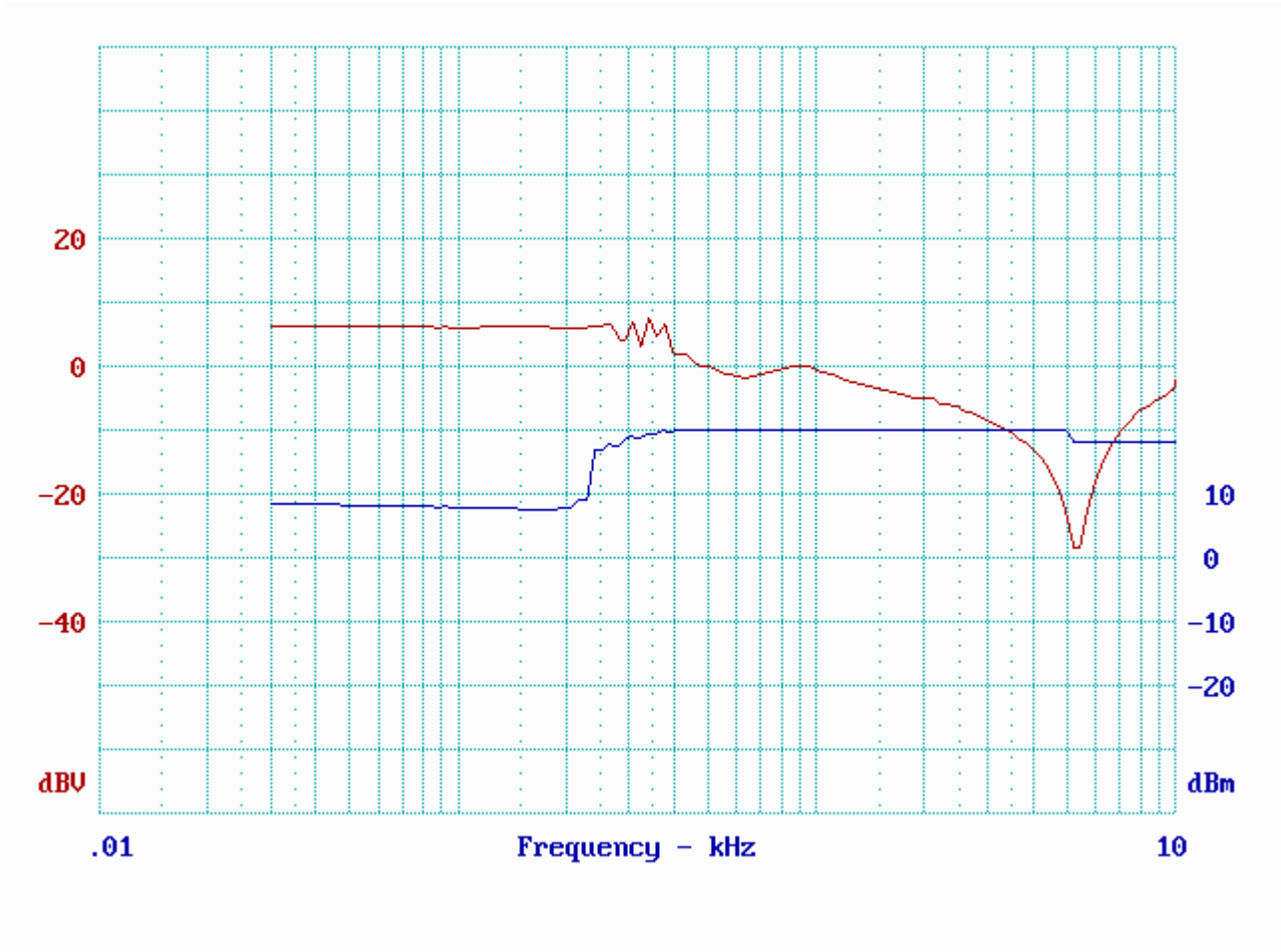
T:\10xx\1038\Rpt\_Docs\CS101\1038CS101gva.doc

# CONDUCTED SUSCEPTIBILITY



Test Report #: NC601038 Test Area: 5  
 EUT Model #: MIL 1566-1720 Date: 31 March 2006  
 EUT Serial #: N/A EUT Power: 28 VDC Temperature: 23 °C  
 Test Method: MIL-STD 461E CS101 Air Pressure: 96.7 kPa  
 Customer: Lind Electronics Inc. Relative Humidity: 35 %  
 EUT Description: DC/DC Converter Page: 3 of 7  
 Notes: \_\_\_\_\_  
 \_\_\_\_\_

28 VDC return



Tested by: David Schaefer  
 Printed

Signature

Reviewed by: Gerald V. Anderson  
 Printed

Signature

Modulation Key					
#	Type	Freq.	Shape	Duty	Depth
1	CW	None			
2	PM	1 kHz	Square	50%	100%
3	AM	1 kHz	Sine	N/A	80%
4					
5					

T:\10xx\1038\Rpt\_Docs\CS101\1038CS101gva.doc

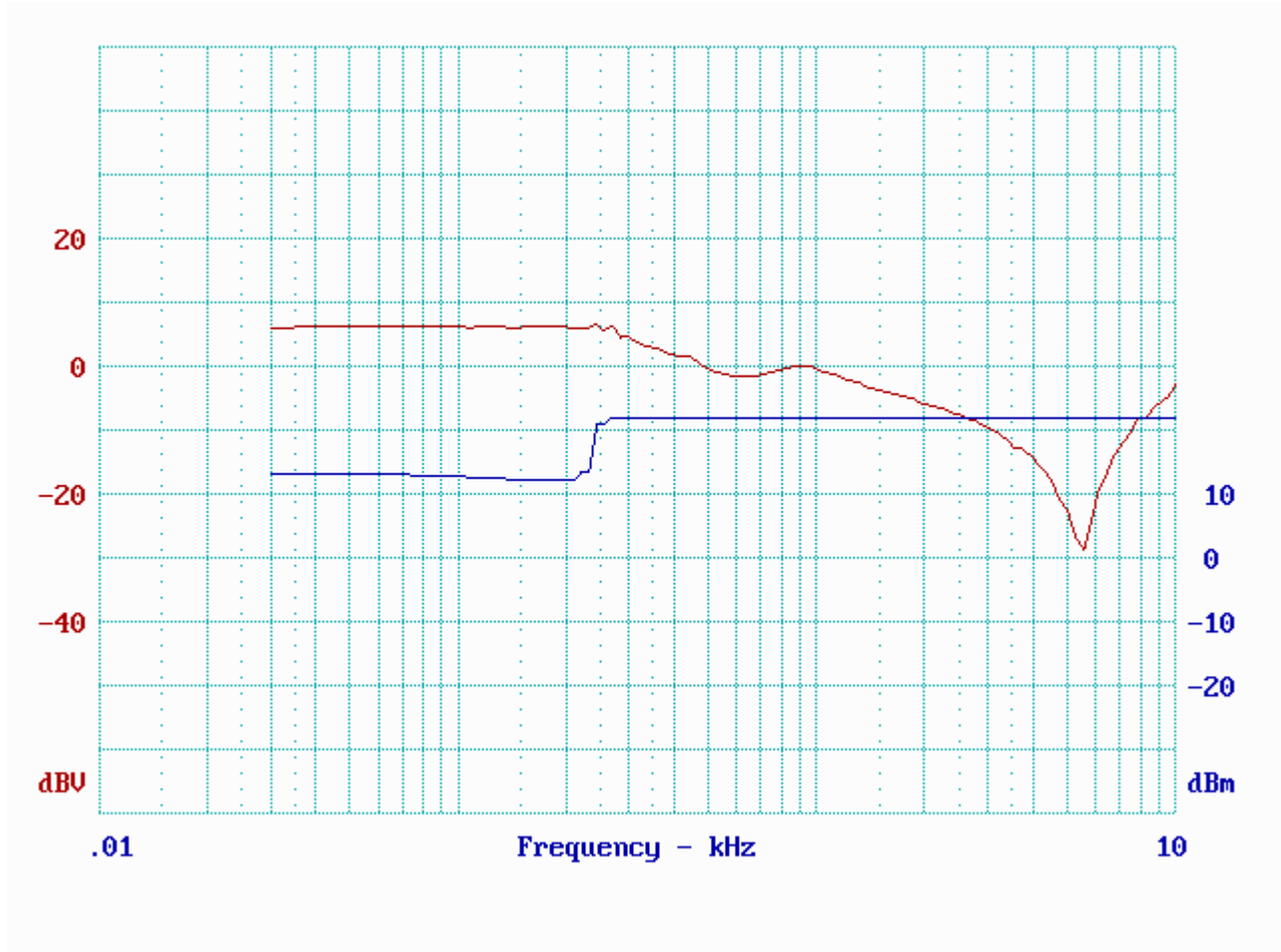
# CONDUCTED SUSCEPTIBILITY



Test Report #: NC601038 Test Area: 5  
 EUT Model #: MIL 1566-1720 Date: 31 March 2006  
 EUT Serial #: N/A EUT Power: 28 VDC Temperature: 23 °C  
 Test Method: MIL-STD 461E CS101 Air Pressure: 96.7 kPa  
 Customer: Lind Electronics Inc. Relative Humidity: 35 %  
 EUT Description: DC/DC Converter Page: 4 of 7

Notes: \_\_\_\_\_

+28 VDC Lead



Tested by: David Schaefer  
 Printed

Signature

Reviewed by: Gerald V. Anderson  
 Printed

Signature

Modulation Key					
#	Type	Freq.	Shape	Duty	Depth
1	CW	None			
2	PM	1 kHz	Square	50%	100%
3	AM	1 kHz	Sine	N/A	80%
4					
5					

T:\10xx\1038\Rpt\_Docs\CS101\1038CS101gva.doc

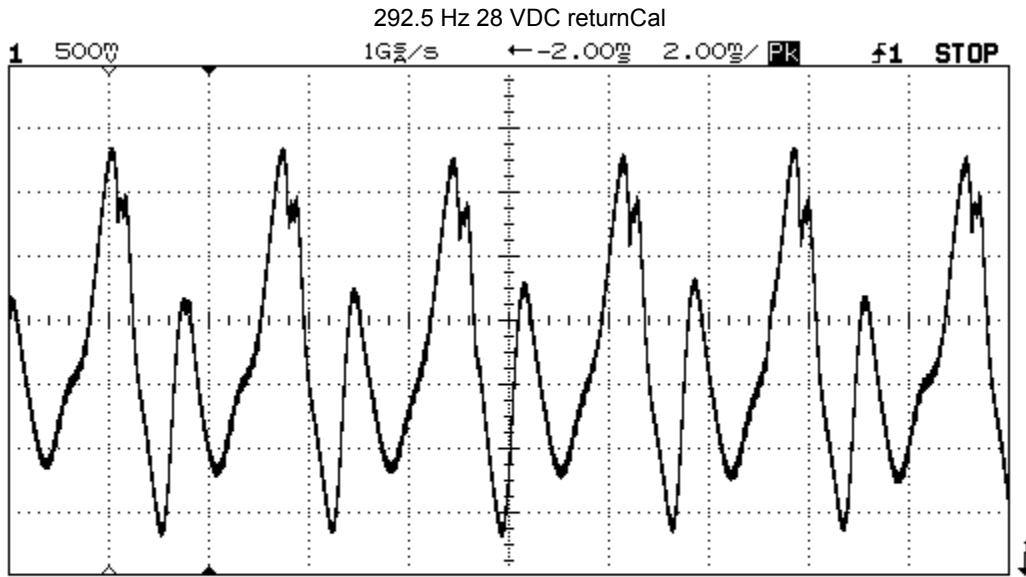


# CONDUCTED SUSCEPTIBILITY



Test Report #: NC601038 Test Area: 5  
 EUT Model #: MIL 1566-1720 Date: 31 March 2006  
 EUT Serial #: N/A EUT Power: 28 VDC Temperature: 23 °C  
 Test Method: MIL-STD 461E CS101 Air Pressure: 96.7 kPa  
 Customer: Lind Electronics Inc. Relative Humidity: 35 %  
 EUT Description: DC/DC Converter Page: 5 of 7

Notes: \_\_\_\_\_



Tested by: David Schaefer  
Printed

*David Schaefer*  
Signature

Reviewed by: Gerald V. Anderson  
Printed

*Gerald V. Anderson*  
Signature

Modulation Key					
#	Type	Freq.	Shape	Duty	Depth
1	CW	None			
2	PM	1 kHz	Square	50%	100%
3	AM	1 kHz	Sine	N/A	80%
4					
5					

T:\10xx\1038\Rpt\_Docs\CS101\1038CS101gva.doc

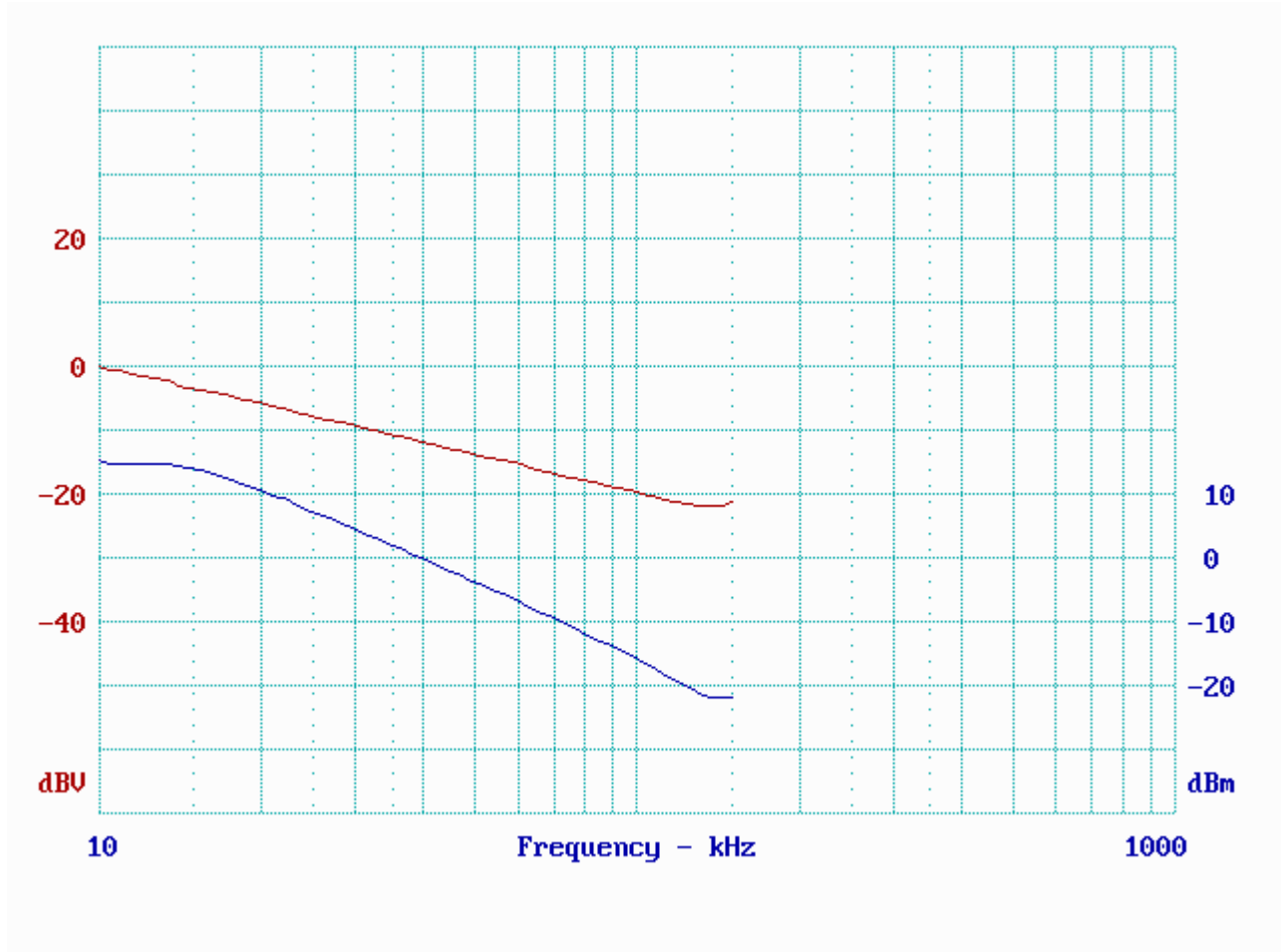
# CONDUCTED SUSCEPTIBILITY



Test Report #: NC601038 Test Area: 5  
 EUT Model #: MIL 1566-1720 Date: 31 March 2006  
 EUT Serial #: N/A EUT Power: 28 VDC Temperature: 23 °C  
 Test Method: MIL-STD 461E CS101 Air Pressure: 96.7 kPa  
 Customer: Lind Electronics Inc. Relative Humidity: 35 %  
 EUT Description: DC/DC Converter Page: 6 of 7

Notes: \_\_\_\_\_

28 VDC Return



Tested by: David Schaefer  
Printed

*David Schaefer*  
Signature

Reviewed by: Gerald V. Anderson  
Printed

*Gerald V. Anderson*  
Signature

Modulation Key					
#	Type	Freq.	Shape	Duty	Depth
1	CW	None			
2	PM	1 kHz	Square	50%	100%
3	AM	1 kHz	Sine	N/A	80%
4					
5					

T:\10xx\1038\Rpt\_Docs\CS101\1038CS101gva.doc

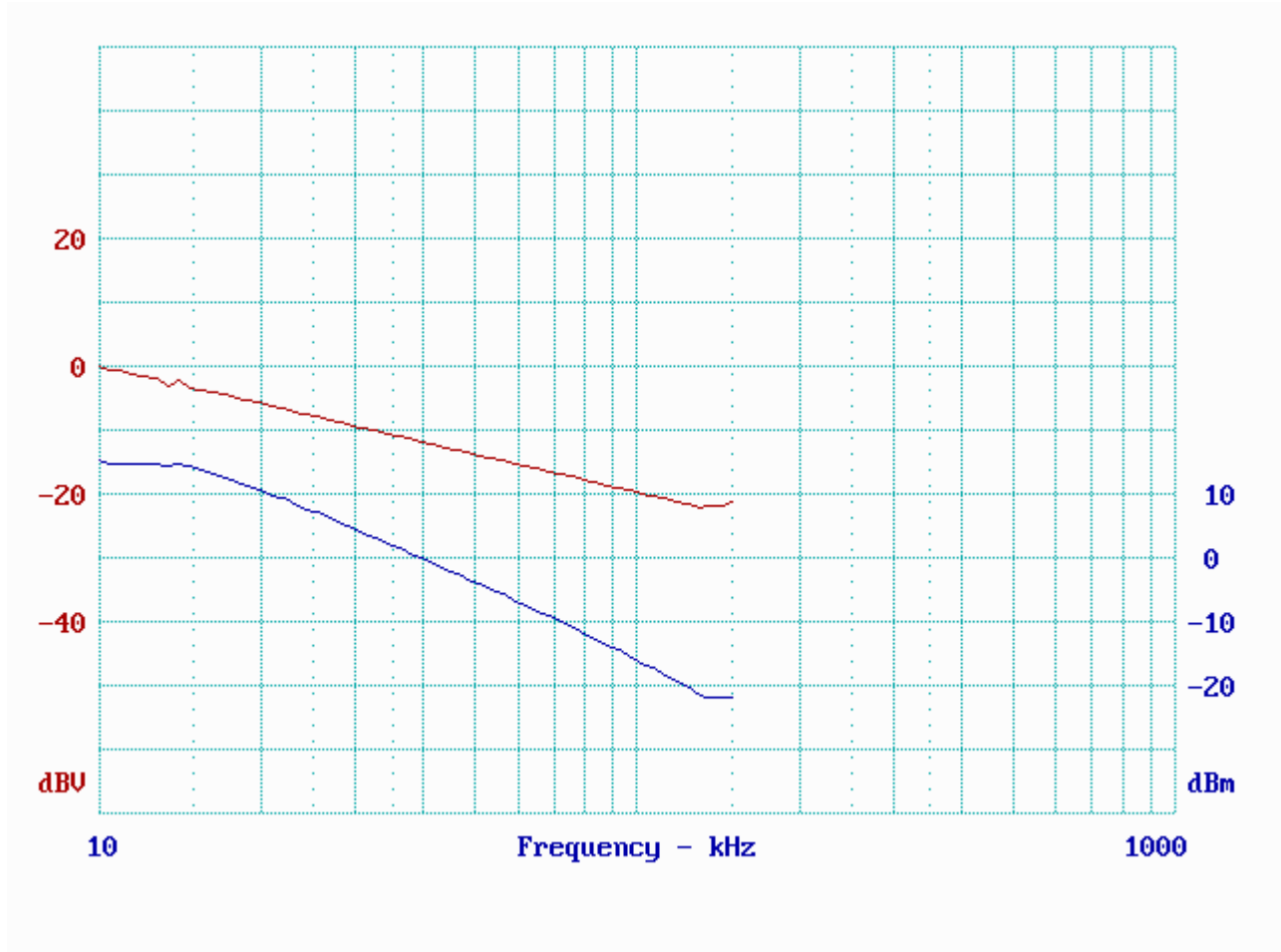
# CONDUCTED SUSCEPTIBILITY



Test Report #: NC601038 Test Area: 5  
 EUT Model #: MIL 1566-1720 Date: 31 March 2006  
 EUT Serial #: N/A EUT Power: 28 VDC Temperature: 23 °C  
 Test Method: MIL-STD 461E CS101 Air Pressure: 96.7 kPa  
 Customer: Lind Electronics Inc. Relative Humidity: 35 %  
 EUT Description: DC/DC Converter Page: 7 of 7

Notes: \_\_\_\_\_

+28 VDC Lead



Tested by: David Schaefer  
Printed

*David Schaefer*  
Signature

Reviewed by: Gerald V. Anderson  
Printed

*Gerald V. Anderson*  
Signature

Modulation Key					
#	Type	Freq.	Shape	Duty	Depth
1	CW	None			
2	PM	1 kHz	Square	50%	100%
3	AM	1 kHz	Sine	N/A	80%
4					
5					

T:\10xx\1038\Rpt\_Docs\CS101\1038CS101gva.doc



# CONDUCTED SUSCEPTIBILITY

Test Report #: NC708569 Test Area: 3  
 EUT Model #: MIL1566-1720 Date: 27 November, 2007  
 EUT Serial #: None (Engineering Unit) EUT Power: 12 VDC / 28 VDC Temperature: 22 °C  
 Test Method: MIL - STD - 461E CS 101 Air Pressure: 99.4 kPa  
 Customer: Lind Electronic Relative Humidity: 18 %  
 EUT Description: DC/DC Converter Page: 1 of 5

Notes: \_\_\_\_\_

TEST FREQUENCY kHz	TEST LEVEL	MODULATION TYPE (SEE KEY)	INJECTION METHOD	LEAD DESCRIPTION (TYPE)	STEP SIZE (%)	DWELL TIME (SEC)	COMPLIES		REMARKS
							Yes	No	
									28 VDC + Lead
.030	Voltage=Curve 2	1	Coupling Transformer	DC Main	5	3	✓		CS11
↓	Power=80 W to 5k then	↓	↓	↓	↓	↓	↓		
150	Slopes to .09W at 150k	↓	↓	↓	↓	↓	↓		
									28 VDC - Lead
.030	Voltage=Curve 2	1	Coupling Transformer	DC Main	5	3	✓		CS12
↓	Power=80 W to 5k then	↓	↓	↓	↓	↓	↓		
.384	Slopes to .09W at 150k	↓	↓	↓	↓	↓			Dropped out
↓	↓	↓	↓	↓	↓	↓			Here. Recovered
.420	↓	↓	↓	↓	↓	↓	✓		
↓	↓	↓	↓	↓	↓	↓	↓		
150	↓	↓	↓	↓	↓	↓	↓		
									12 VDC - Lead
.030	Voltage=Curve 2	1	Coupling Transformer	DC Main	5	3	✓		CS13
↓	Power=80 W to 5k then	↓	↓	↓	↓	↓	↓		
.292	Slopes to .09W at 150k	↓	↓	↓	↓	↓			Dropped out
↓	↓	↓	↓	↓	↓	↓			Here. Recovered
.450	↓	↓	↓	↓	↓	↓	✓		
↓	↓	↓	↓	↓	↓	↓	↓		
150	↓	↓	↓	↓	↓	↓	↓		
									12 VDC + Lead
.030	Voltage=Curve 2	1	Coupling Transformer	DC Main	5	3	✓		CS14
↓	Power=80 W to 5k then	↓	↓	↓	↓	↓	↓		
.292	Slopes to .09W at 150k	↓	↓	↓	↓	↓			Dropped out
↓	↓	↓	↓	↓	↓	↓			Here. Recovered
.490	↓	↓	↓	↓	↓	↓	✓		
↓	↓	↓	↓	↓	↓	↓	↓		
150	↓	↓	↓	↓	↓	↓	↓		

Tested by: Scott D Hager  
 Printed

Signature

Reviewed by: Gerald V. Anderson  
 Printed

Signature

Modulation Key					
#	Type	Freq.	Shape	Duty	Depth
1	CW	None			
2	PM	1 kHz	Square	50%	100%
3	AM	1 kHz	Sine	N/A	80%
4					
5					

T:\85xx\8569\Rpt\_Docs\8569CS101A - SDH-gva.doc



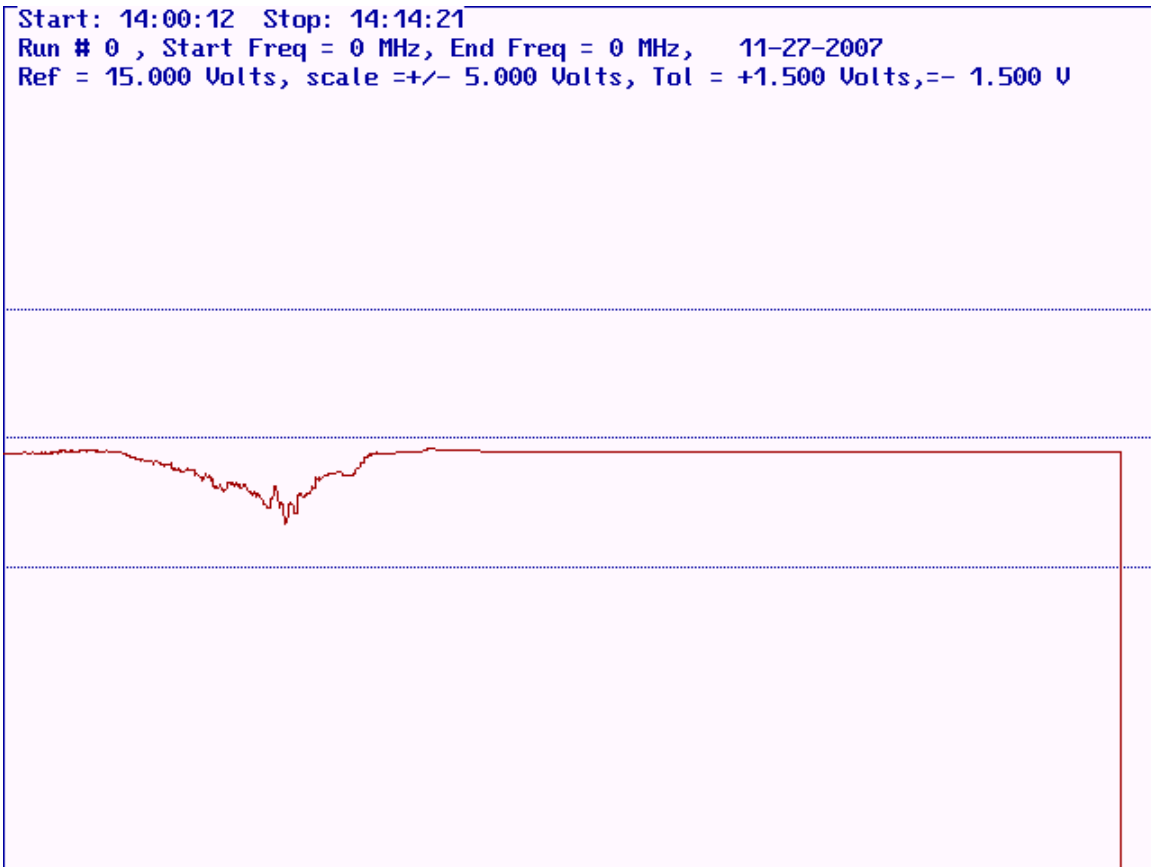


# CONDUCTED SUSCEPTIBILITY

Test Report #: NC708569 Test Area: 3  
 EUT Model #: MIL1566-1720 Date: 27 November, 2007  
 EUT Serial #: None (Engineering Unit) EUT Power: 12 VDC / 28 VDC Temperature: 22 °C  
 Test Method: MIL – STD – 461E CS 101 Air Pressure: 99.4 kPa  
 Customer: Lind Electronic Relative Humidity: 18 %  
 EUT Description: DC/DC Converter Page: 2 of 5

Notes: \_\_\_\_\_  
 \_\_\_\_\_

## Run #1 – 28vdc input, positive lead



Tested by: Scott D Hager  
 Printed

*Scott D. Hager*  
 Signature

Reviewed by: Gerald V. Anderson  
 Printed

*G V Anderson*  
 Signature

Modulation Key					
#	Type	Freq.	Shape	Duty	Depth
1	CW	None			
2	PM	1 kHz	Square	50%	100%
3	AM	1 kHz	Sine	N/A	80%
4					
5					

T:\85xx\8569\Rpt\_Docs\8569CS101A - SDH-gva.doc

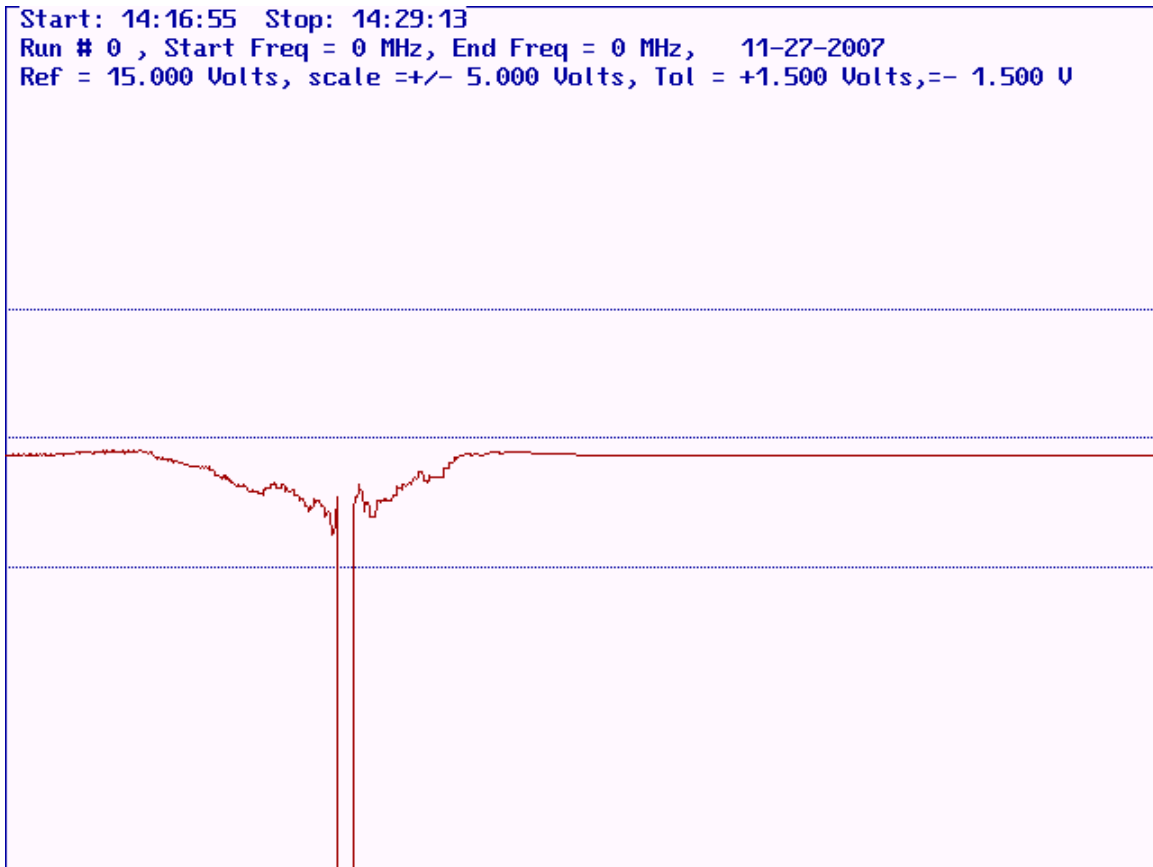
# CONDUCTED SUSCEPTIBILITY




Test Report #: NC708569 Test Area: 3  
 EUT Model #: MIL1566-1720 Date: 27 November, 2007  
 EUT Serial #: None (Engineering Unit) EUT Power: 12 VDC / 28 VDC Temperature: 22 °C  
 Test Method: MIL – STD – 461E CS 101 Air Pressure: 99.4 kPa  
 Customer: Lind Electronic Relative Humidity: 18 %  
 EUT Description: DC/DC Converter Page: 3 of 5

Notes: \_\_\_\_\_  
 \_\_\_\_\_

## Run #2 – 28vdc input, negative lead



Tested by: Scott D Hager  
 Printed

  
 Signature

Reviewed by: Gerald V. Anderson  
 Printed

  
 Signature

Modulation Key					
#	Type	Freq.	Shape	Duty	Depth
1	CW	None			
2	PM	1 kHz	Square	50%	100%
3	AM	1 kHz	Sine	N/A	80%
4					
5					

T:\85xx\8569\Rpt\_Docs\8569CS101A - SDH-gva.doc

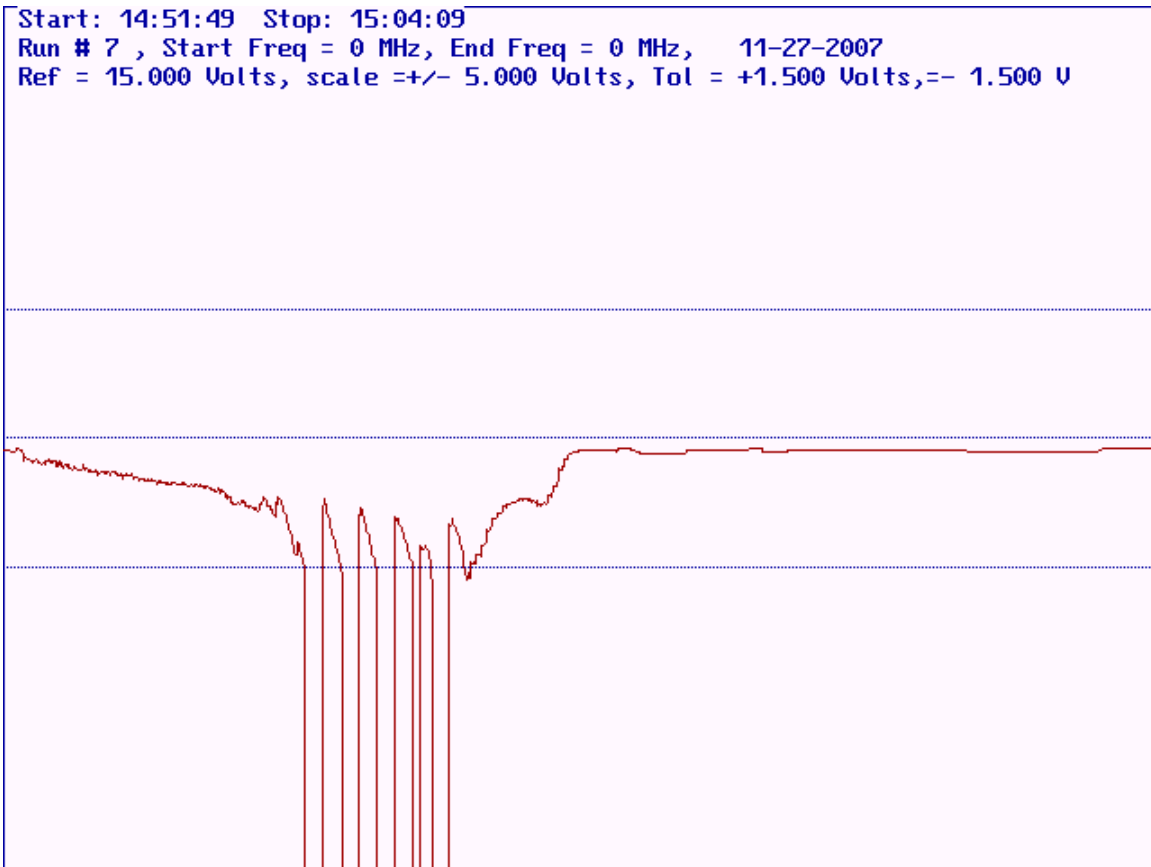


# CONDUCTED SUSCEPTIBILITY

Test Report #: NC708569 Test Area: 3  
 EUT Model #: MIL1566-1720 Date: 27 November, 2007  
 EUT Serial #: None (Engineering Unit) EUT Power: 12 VDC / 28 VDC Temperature: 22 °C  
 Test Method: MIL – STD – 461E CS 101 Air Pressure: 99.4 kPa  
 Customer: Lind Electronic Relative Humidity: 18 %  
 EUT Description: DC/DC Converter Page: 4 of 5

Notes: \_\_\_\_\_  
 \_\_\_\_\_

## Run #3 – 12vdc input, negative lead



Tested by: Scott D Hager  
 Printed

*Scott D. Hager*  
 Signature

Reviewed by: Gerald V. Anderson  
 Printed

*G V Anderson*  
 Signature

Modulation Key					
#	Type	Freq.	Shape	Duty	Depth
1	CW	None			
2	PM	1 kHz	Square	50%	100%
3	AM	1 kHz	Sine	N/A	80%
4					
5					

T:\85xx\8569\Rpt\_Docs\8569CS101A - SDH-gva.doc



# CONDUCTED SUSCEPTIBILITY

Test Report #: NC708569 Test Area: 3

EUT Model #: MIL1566-1720 Date: 27 November, 2007

EUT Serial #: None (Engineering Unit) EUT Power: 12 VDC / 28 VDC Temperature: 22 °C

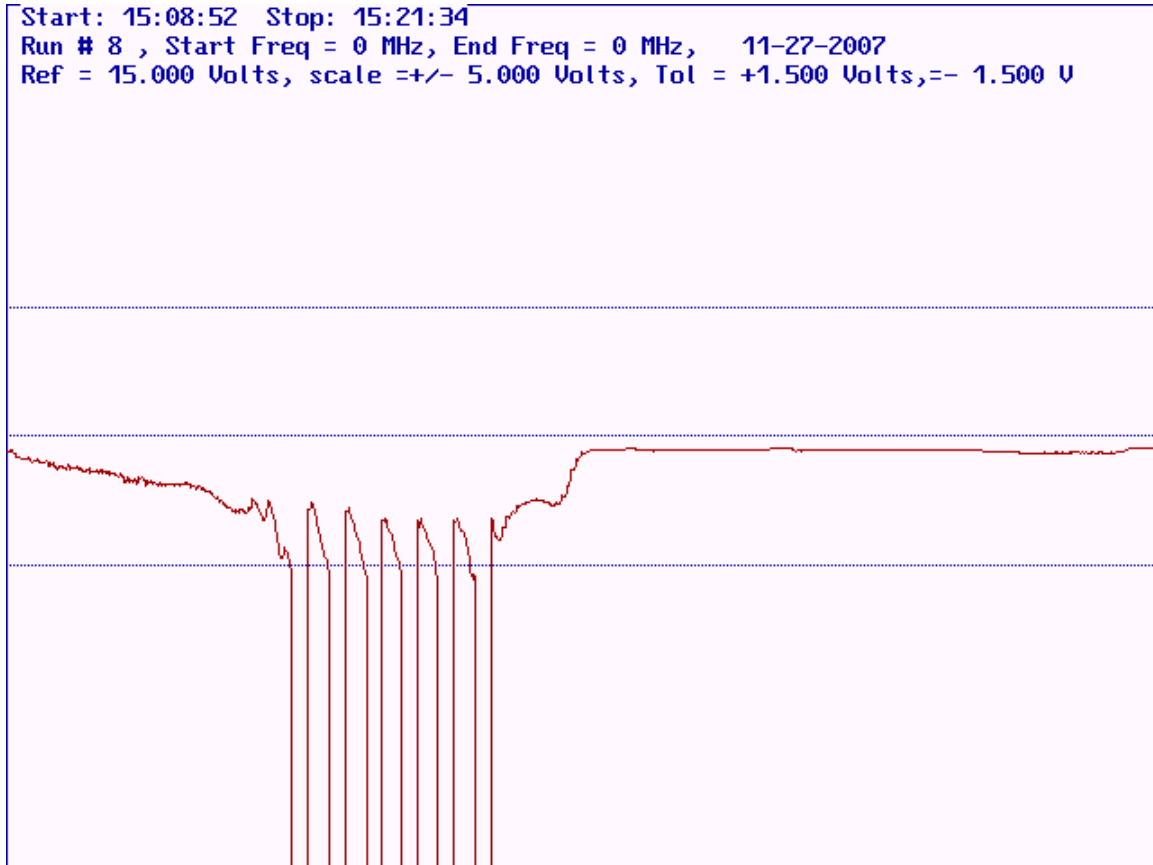
Test Method: MIL - STD - 461E CS 101 Air Pressure: 99.4 kPa

Customer: Lind Electronic Relative Humidity: 18 %

EUT Description: DC/DC Converter Page: 5 of 5

Notes: \_\_\_\_\_

## Run #4 – 12vdc input, positive lead



Tested by: Scott D Hager  
Printed

*Scott D. Hager*  
Signature

Reviewed by: Gerald V. Anderson  
Printed

*G V Anderson*  
Signature

Modulation Key					
#	Type	Freq.	Shape	Duty	Depth
1	CW	None			
2	PM	1 kHz	Square	50%	100%
3	AM	1 kHz	Sine	N/A	80%
4					
5					

T:\85xx\8569\Rpt\_Docs\8569CS101A - SDH-gva.doc



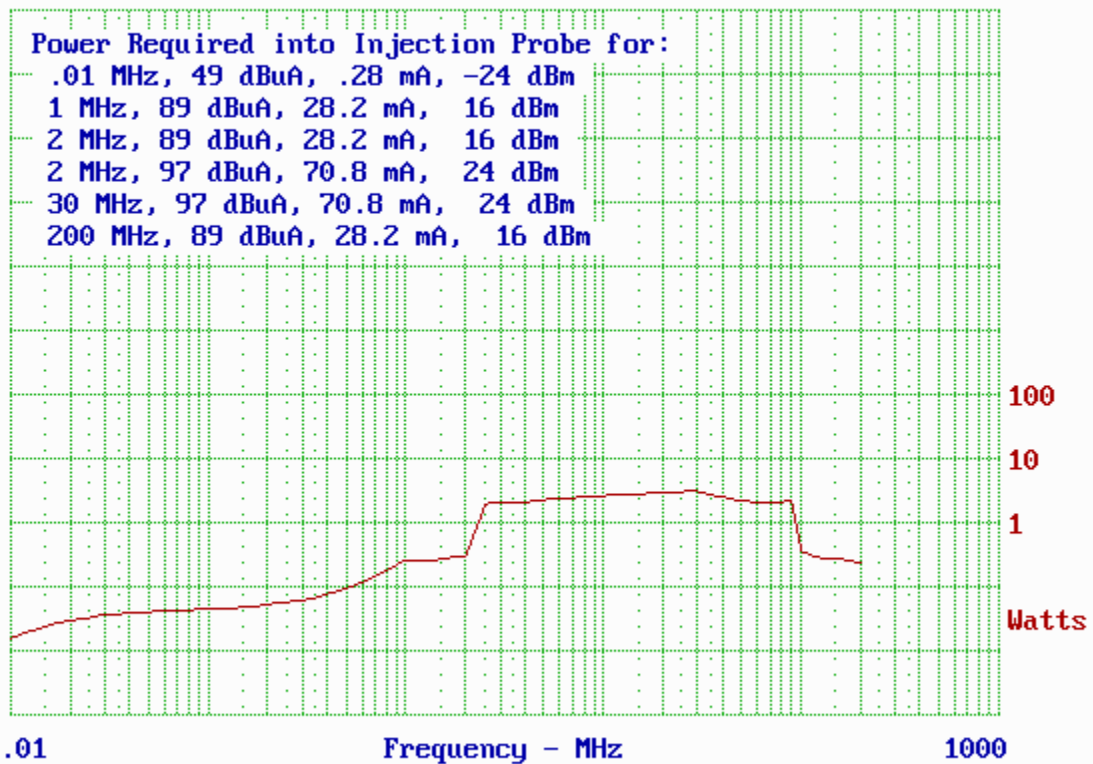


# CONDUCTED SUSCEPTIBILITY



Test Report #: NC601038 Test Area: 5  
 EUT Model #: MIL 1566-1720 Date: 28 March, 2006  
 EUT Serial #: N/A EUT Power: \_\_\_\_\_ Temperature: 22 °C  
 Test Method: MIL-STD-461E CS114 Air Pressure: 99 kPa  
 Customer: Lind Electronics Inc. Relative Humidity: 18 %  
 EUT Description: DC/DC Converter Page: 2 of 6  
 Notes: \_\_\_\_\_  
 \_\_\_\_\_

## CS114 BCI Calibration



Tested by: David Schaefer  
 Printed

Signature

Reviewed by: Gerald V. Anderson  
 Printed

Signature

Modulation Key					
#	Type	Freq.	Shape	Duty	Depth
1	CW	None			
2	PM	1 kHz	Square	50%	100%
3	AM	1 kHz	Sine	N/A	80%
4					
5					

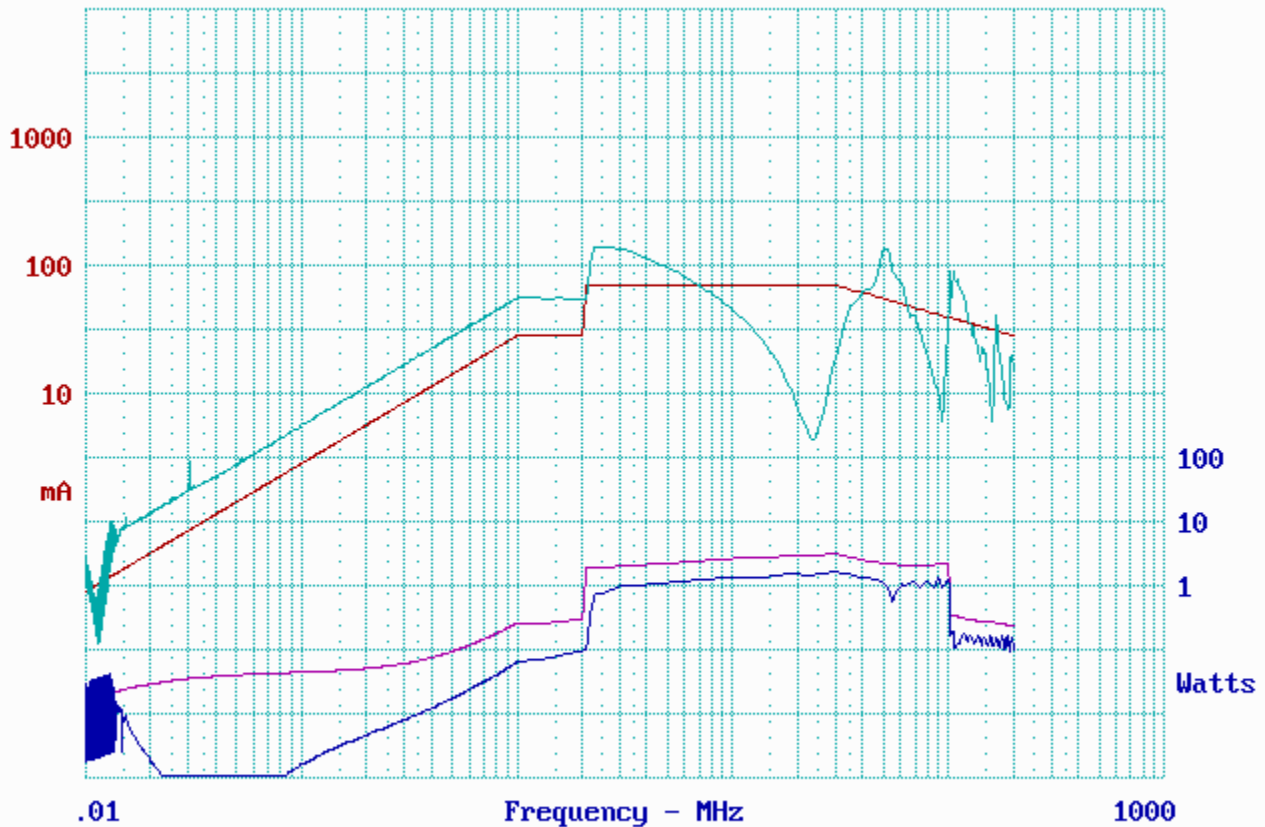
T:\10xx\1038\Rpt\_Docs\CS114\1038CS114gva.doc

# CONDUCTED SUSCEPTIBILITY



Test Report #: NC601038 Test Area: 5  
 EUT Model #: MIL 1566-1720 Date: 28 March, 2006  
 EUT Serial #: N/A EUT Power: \_\_\_\_\_ Temperature: 22 °C  
 Test Method: MIL-STD-461E CS114 Air Pressure: 99 kPa  
 Customer: Lind Electronics Inc. Relative Humidity: 18 %  
 EUT Description: DC/DC Converter Page: 3 of 6  
 Notes: \_\_\_\_\_  
 \_\_\_\_\_

CS 114 Input Power Cable



Induced Current Limit Actual Induced Current Calibrated Power Actual Power

Tested by: David Schaefer  
 Printed

Signature

Reviewed by: Gerald V. Anderson  
 Printed

Signature

Modulation Key					
#	Type	Freq.	Shape	Duty	Depth
1	CW	None			
2	PM	1 kHz	Square	50%	100%
3	AM	1 kHz	Sine	N/A	80%
4					
5					

T:\10xx\1038\Rpt\_Docs\CS114\1038CS114gva.doc

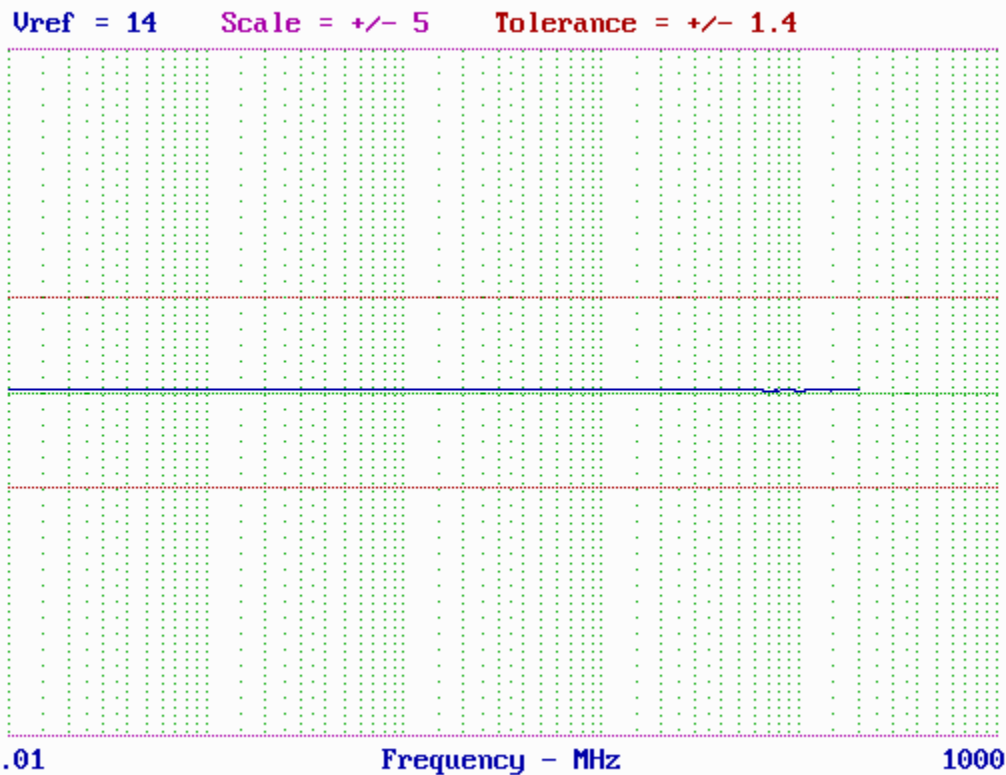
# CONDUCTED SUSCEPTIBILITY



Test Report #: NC601038 Test Area: 5  
 EUT Model #: MIL 1566-1720 Date: 28 March, 2006  
 EUT Serial #: N/A EUT Power: \_\_\_\_\_ Temperature: 22 °C  
 Test Method: MIL-STD-461E CS114 Air Pressure: 99 kPa  
 Customer: Lind Electronics Inc. Relative Humidity: 18 %  
 EUT Description: DC/DC Converter Page: 4 of 6

Notes: \_\_\_\_\_

CS 114 Input Power Cable  
**After copying graph to Clipboard, press [Backspace] to exit Graphics**



Tested by: David Schaefer  
 Printed

*David Schaefer*  
 Signature

Reviewed by: Gerald V. Anderson  
 Printed

*Gerald V. Anderson*  
 Signature

Modulation Key					
#	Type	Freq.	Shape	Duty	Depth
1	CW	None			
2	PM	1 kHz	Square	50%	100%
3	AM	1 kHz	Sine	N/A	80%
4					
5					

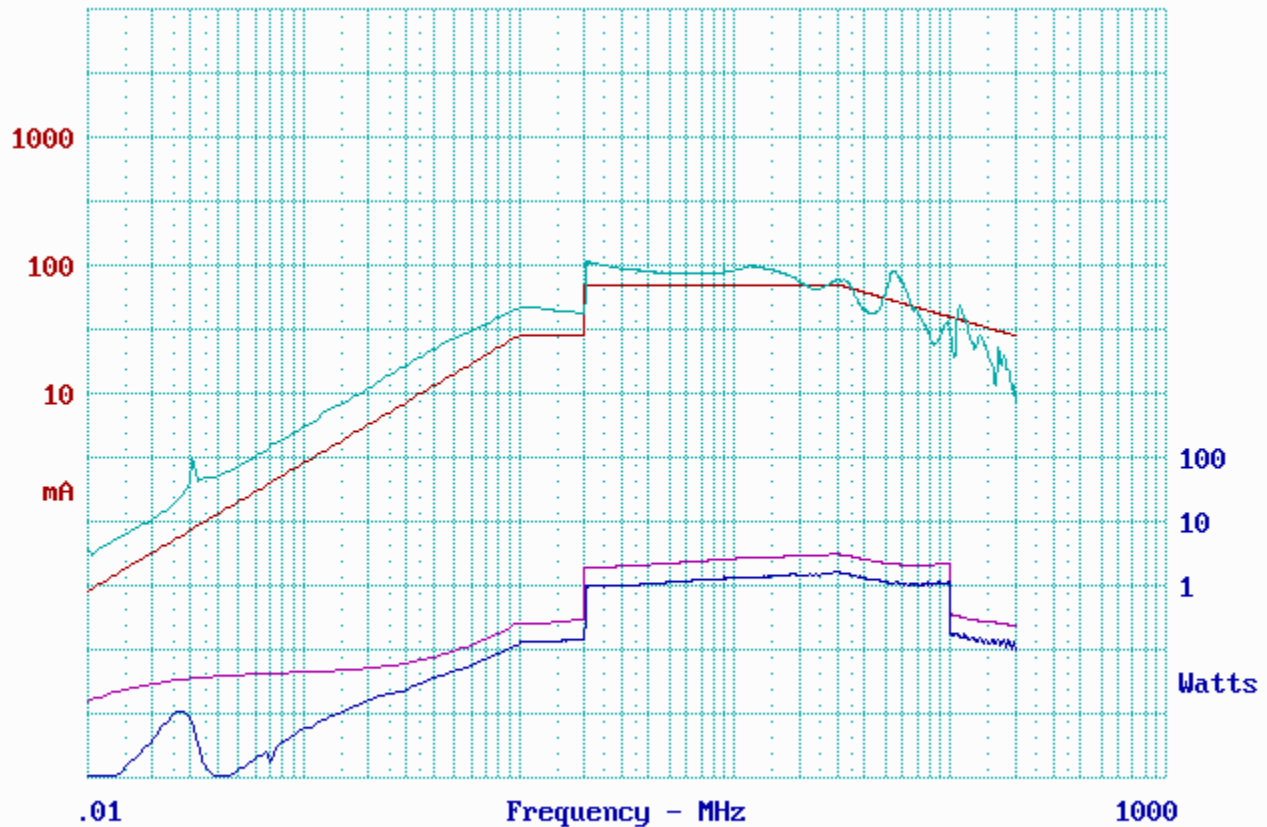
T:\10xx\1038\Rpt\_Docs\CS114\1038CS114gva.doc

# CONDUCTED SUSCEPTIBILITY



Test Report #: NC601038 Test Area: 5  
 EUT Model #: MIL 1566-1720 Date: 28 March, 2006  
 EUT Serial #: N/A EUT Power: \_\_\_\_\_ Temperature: 22 °C  
 Test Method: MIL-STD-461E CS114 Air Pressure: 99 kPa  
 Customer: Lind Electronics Inc. Relative Humidity: 18 %  
 EUT Description: DC/DC Converter Page: 5 of 6  
 Notes: \_\_\_\_\_  
 \_\_\_\_\_

+ 28 VDC Lead



Induced Current Limit    Actual Induced Current    Calibrated Power    Actual Power

Tested by: David Schaefer  
Printed

*David Schaefer*  
Signature

Reviewed by: Gerald V. Anderson  
Printed

*Gerald V. Anderson*  
Signature

Modulation Key					
#	Type	Freq.	Shape	Duty	Depth
1	CW	None			
2	PM	1 kHz	Square	50%	100%
3	AM	1 kHz	Sine	N/A	80%
4					
5					

T:\10xx\1038\Rpt\_Docs\CS114\1038CS114gva.doc





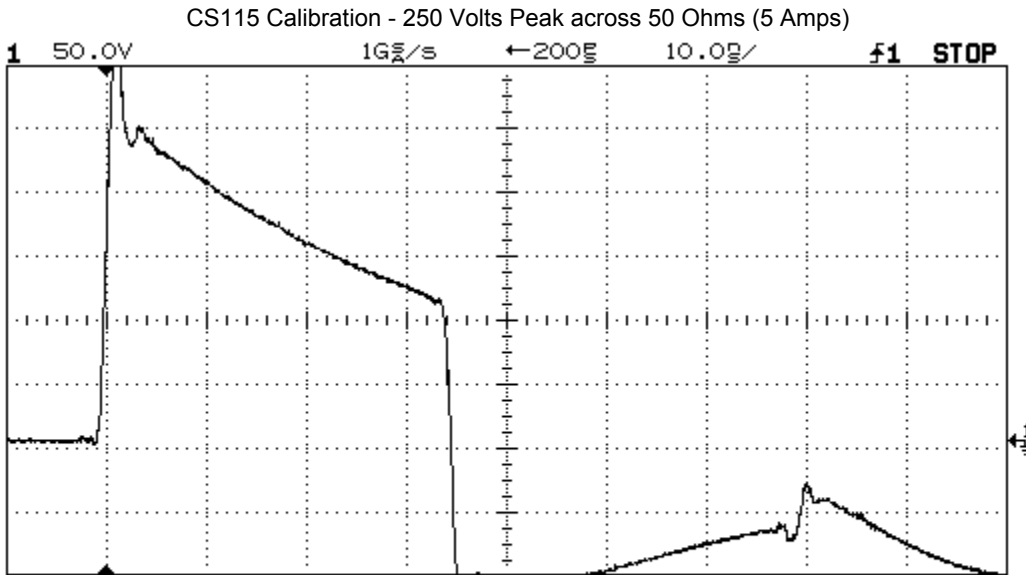


# CONDUCTED SUSCEPTIBILITY



Test Report #: NC601038 Test Area: 5  
 EUT Model #: MIL1566 - 1720 Date: 31 March 2006  
 EUT Serial #: N/A EUT Power: 28 VDC Temperature: 23 °C  
 Test Method: MIL-STD 461E CS 115 Air Pressure: 96.7 kPa  
 Customer: Lind Electronics Inc. Relative Humidity: 35 %  
 EUT Description: DC/DC converter Page: 2 of 6

Notes: \_\_\_\_\_



Tested by: David T. Schaefer  
 Printed

Signature

Reviewed by: Gerald V. Anderson  
 Printed

Signature

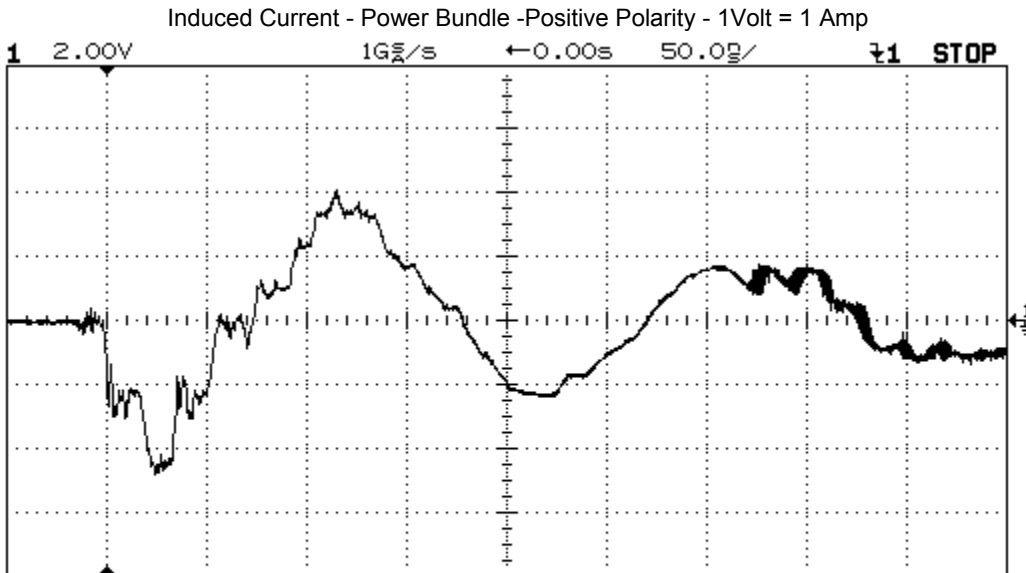

T:\10xa\1038\Rpt\_Docs\CS115\1038CS115-gva.doc

# CONDUCTED SUSCEPTIBILITY



Test Report #: NC601038 Test Area: 5  
 EUT Model #: MIL1566 - 1720 Date: 31 March 2006  
 EUT Serial #: N/A EUT Power: 28 VDC Temperature: 23 °C  
 Test Method: MIL-STD 461E CS 115 Air Pressure: 96.7 kPa  
 Customer: Lind Electronics Inc. Relative Humidity: 35 %  
 EUT Description: DC/DC converter Page: 3 of 6

Notes: \_\_\_\_\_



Tested by: David T. Schaefer  
 Printed

  
 Signature

Reviewed by: Gerald V. Anderson  
 Printed

  
 Signature

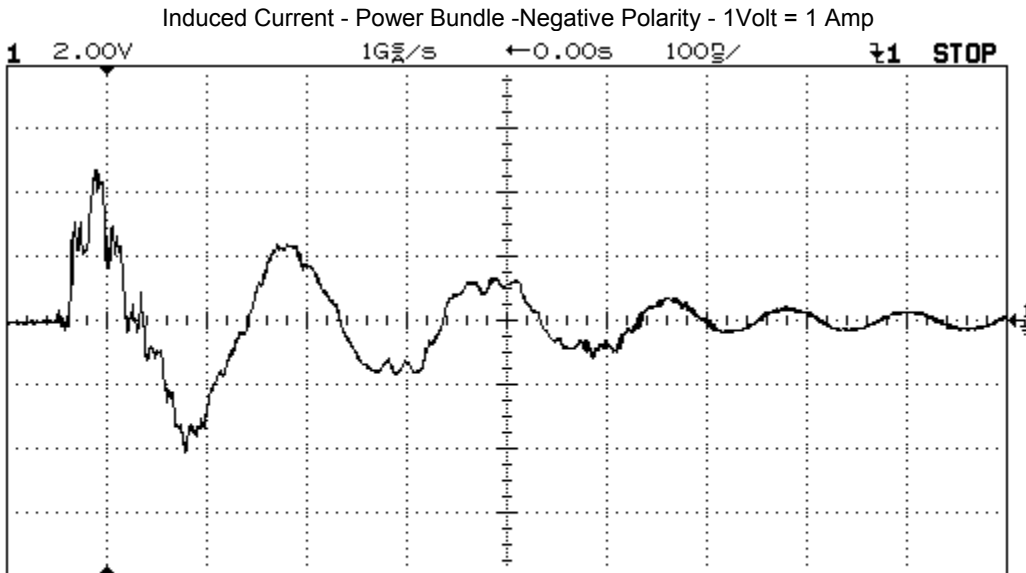

T:\10xa\1038\Rpt\_Docs\CS115\1038CS115-gva.doc

# CONDUCTED SUSCEPTIBILITY



Test Report #: NC601038 Test Area: 5  
 EUT Model #: MIL1566 - 1720 Date: 31 March 2006  
 EUT Serial #: N/A EUT Power: 28 VDC Temperature: 23 °C  
 Test Method: MIL-STD 461E CS 115 Air Pressure: 96.7 kPa  
 Customer: Lind Electronics Inc. Relative Humidity: 35 %  
 EUT Description: DC/DC converter Page: 4 of 6

Notes: \_\_\_\_\_



Tested by: David T. Schaefer  
 Printed

Signature

Reviewed by: Gerald V. Anderson  
 Printed

Signature

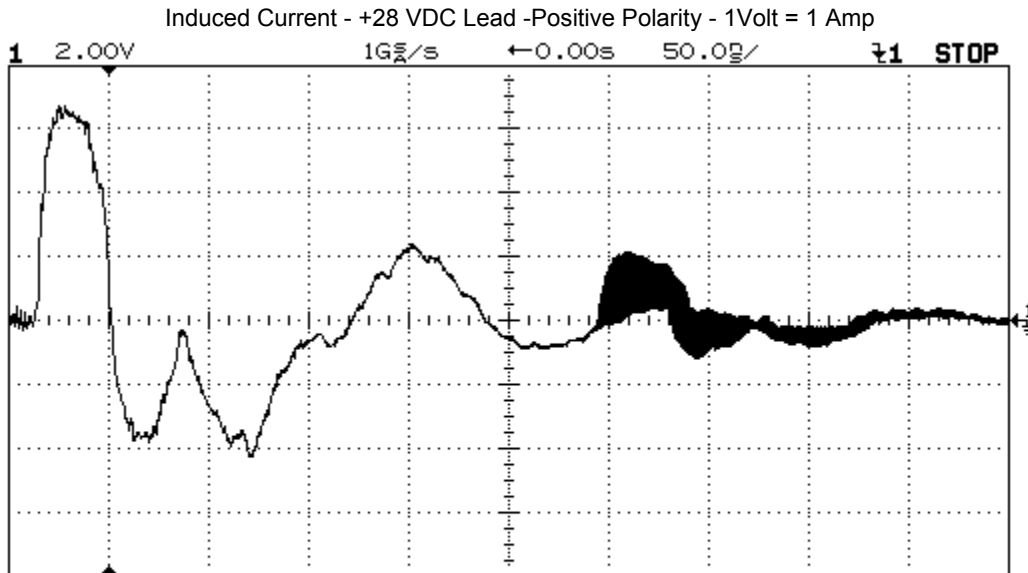

T:\10xa\1038\Rpt\_Docs\CS115\1038CS115-gva.doc

# CONDUCTED SUSCEPTIBILITY



Test Report #: NC601038 Test Area: 5  
 EUT Model #: MIL1566 - 1720 Date: 31 March 2006  
 EUT Serial #: N/A EUT Power: 28 VDC Temperature: 23 °C  
 Test Method: MIL-STD 461E CS 115 Air Pressure: 96.7 kPa  
 Customer: Lind Electronics Inc. Relative Humidity: 35 %  
 EUT Description: DC/DC converter Page: 5 of 6

Notes: \_\_\_\_\_



Tested by: David T. Schaefer  
Printed

*David Schaefer*  
Signature

Reviewed by: Gerald V. Anderson  
Printed

*G V Anderson*  
Signature


T:\10xx\1038\Rpt\_Docs\CS115\1038CS115-gva.doc

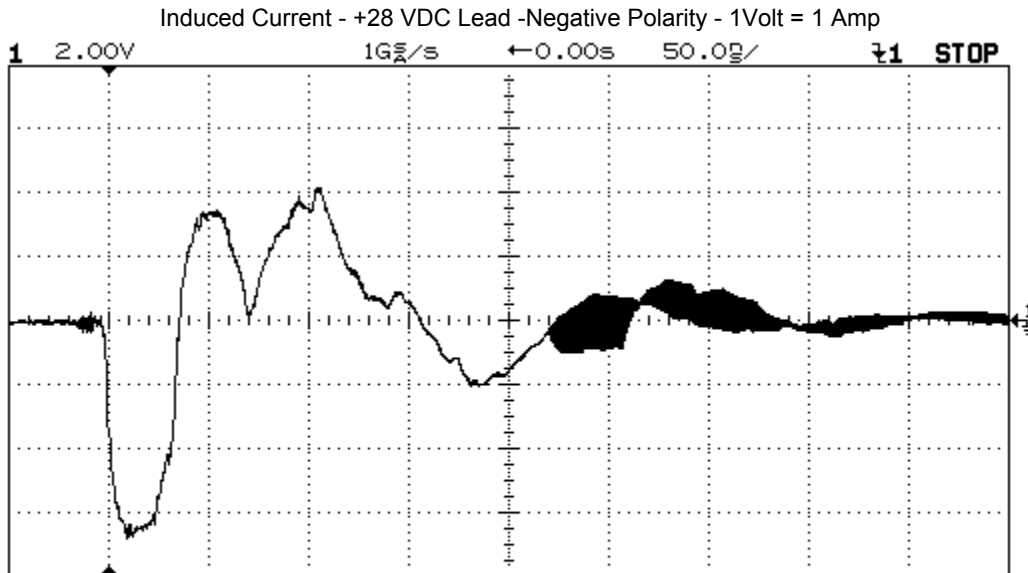


# CONDUCTED SUSCEPTIBILITY



Test Report #: NC601038 Test Area: 5  
 EUT Model #: MIL1566 - 1720 Date: 31 March 2006  
 EUT Serial #: N/A EUT Power: 28 VDC Temperature: 23 °C  
 Test Method: MIL-STD 461E CS 115 Air Pressure: 96.7 kPa  
 Customer: Lind Electronics Inc. Relative Humidity: 35 %  
 EUT Description: DC/DC converter Page: 6 of 6

Notes: \_\_\_\_\_



Tested by: David T. Schaefer  
 Printed

*David Schaefer*

Signature

Reviewed by: Gerald V. Anderson  
 Printed

*Gerald V. Anderson*

Signature


T:\10xa\1038\Rpt\_Docs\CS115\1038CS115-gva.doc

# CONDUCTED SUSCEPTIBILITY



Test Report #: NC601038 Test Area: 5  
 EUT Model #: MIL1566 - 1720 Date: 31 March 2006  
 EUT Serial #: N/A EUT Power: 28 VDC Temperature: 23 °C  
 Test Method: MIL-STD 461E CS 116 Air Pressure: 96.7 kPa  
 Customer: Lind Electronics Inc. Relative Humidity: 35 %  
 EUT Description: DC/DC converter Page: 1 of 17

Notes: \_\_\_\_\_  
 \_\_\_\_\_

TEST FREQUENCY (MHZ)	TEST LEVEL (AMPS)	DURATION (MINUTES)	INJECTION METHOD	LEAD DESCRIPTION (TYPE)	COMPLIES		REMARKS
					Yes	No	
.01	.1	5	Probe #111	Power bundle	✓		
.01	.1	5	Probe #111	+28 VDC Lead	✓		
.01	.1	5	Probe #111	Power bundle	✓		EUT unpowered
.01	.1	5	Probe #111	+28 VDC Lead	✓		EUT unpowered
.1	1	5	Probe #111	Power bundle	✓		
.1	1	5	Probe #111	+28 VDC Lead	✓		
.1	1	5	Probe #111	Power bundle	✓		EUT unpowered
.1	1	5	Probe #111	+28 VDC Lead	✓		EUT unpowered
1	10	5	Probe #111	Power bundle	✓		
1	10	5	Probe #111	+28 VDC Lead	✓		
1	10	5	Probe #111	Power bundle	✓		EUT unpowered
1	10	5	Probe #111	+28 VDC Lead	✓		EUT unpowered

Tested by: David T. Schaefer  
 Printed  
*David Schaefer*  
 Signature

Reviewed by: Gerald V. Anderson  
 Printed  
*Gerald V. Anderson*  
 Signature

Modulation Key					
#	Type	Freq.	Shape	Duty	Depth
1	CW	None			
2	PM	1 kHz	Square	50%	100%
3	AM	1 kHz	Sine	N/A	80%
4					
5					

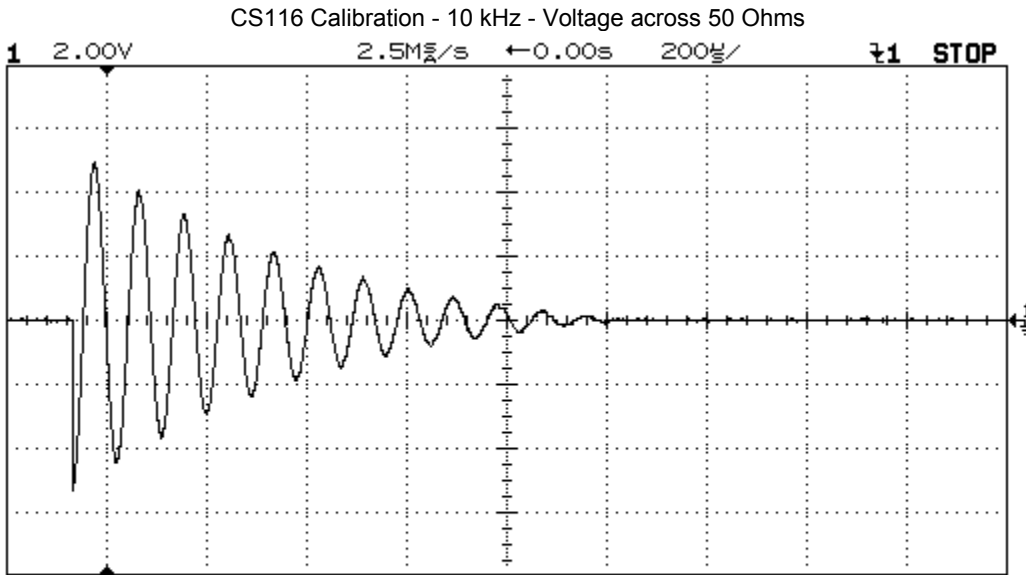
T:\10xx\1038\Rpt\_DocslCS116\1038CS116 DTS-gva.doc

# CONDUCTED SUSCEPTIBILITY



Test Report #: NC601038 Test Area: 5  
 EUT Model #: MIL1566 - 1720 Date: 31 March 2006  
 EUT Serial #: N/A EUT Power: 28 VDC Temperature: 23 °C  
 Test Method: MIL-STD 461E CS 116 Air Pressure: 96.7 kPa  
 Customer: Lind Electronics Inc. Relative Humidity: 35 %  
 EUT Description: DC/DC converter Page: 2 of 17

Notes: \_\_\_\_\_



Tested by: David T. Schaefer  
Printed

*David Schaefer*  
Signature

Reviewed by: Gerald V. Anderson  
Printed

*Gerald V. Anderson*  
Signature

Modulation Key					
#	Type	Freq.	Shape	Duty	Depth
1	CW	None			
2	PM	1 kHz	Square	50%	100%
3	AM	1 kHz	Sine	N/A	80%
4					
5					

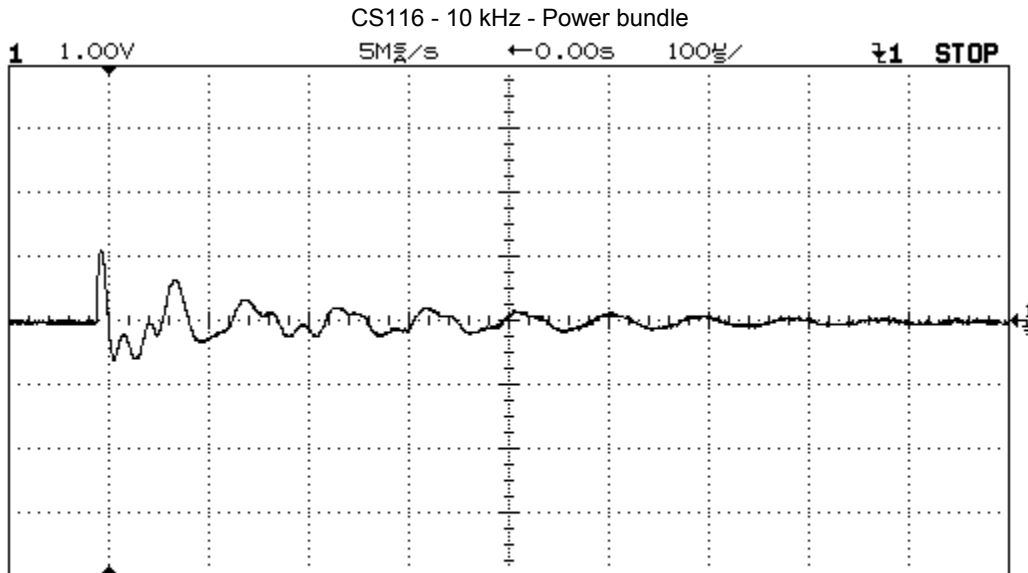
T:\10xx\1038\Rpt\_DocslCS116\1038CS116 DTS-gva.doc

# CONDUCTED SUSCEPTIBILITY



Test Report #: NC601038 Test Area: 5  
 EUT Model #: MIL1566 - 1720 Date: 31 March 2006  
 EUT Serial #: N/A EUT Power: 28 VDC Temperature: 23 °C  
 Test Method: MIL-STD 461E CS 116 Air Pressure: 96.7 kPa  
 Customer: Lind Electronics Inc. Relative Humidity: 35 %  
 EUT Description: DC/DC converter Page: 3 of 17

Notes: \_\_\_\_\_



Tested by: David T. Schaefer  
Printed

*David T. Schaefer*

Signature

Reviewed by: Gerald V. Anderson  
Printed

*Gerald V. Anderson*

Signature

Modulation Key					
#	Type	Freq.	Shape	Duty	Depth
1	CW	None			
2	PM	1 kHz	Square	50%	100%
3	AM	1 kHz	Sine	N/A	80%
4					
5					

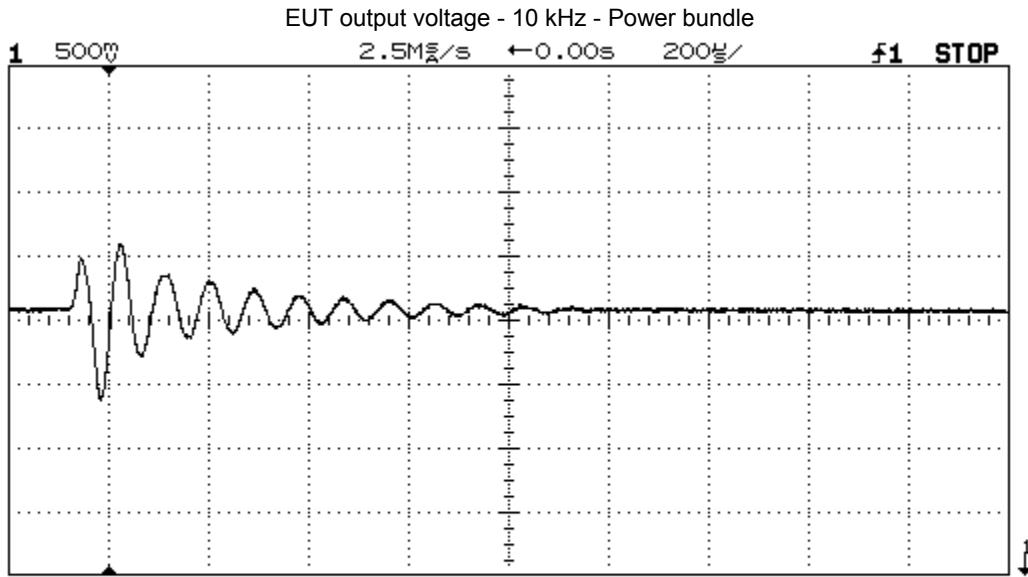
T:\10xx\1038\Rpt\_Docsl\CS116\1038CS116 DTS-gva.doc

# CONDUCTED SUSCEPTIBILITY



Test Report #: NC601038 Test Area: 5  
 EUT Model #: MIL1566 - 1720 Date: 31 March 2006  
 EUT Serial #: N/A EUT Power: 28 VDC Temperature: 23 °C  
 Test Method: MIL-STD 461E CS 116 Air Pressure: 96.7 kPa  
 Customer: Lind Electronics Inc. Relative Humidity: 35 %  
 EUT Description: DC/DC converter Page: 4 of 17

Notes: \_\_\_\_\_



Tested by: David T. Schaefer  
 Printed

Signature

Reviewed by: Gerald V. Anderson  
 Printed

Signature

Modulation Key					
#	Type	Freq.	Shape	Duty	Depth
1	CW	None			
2	PM	1 kHz	Square	50%	100%
3	AM	1 kHz	Sine	N/A	80%
4					
5					

T:\10xx\1038\Rpt\_DocslCS116\1038CS116 DTS-gva.doc

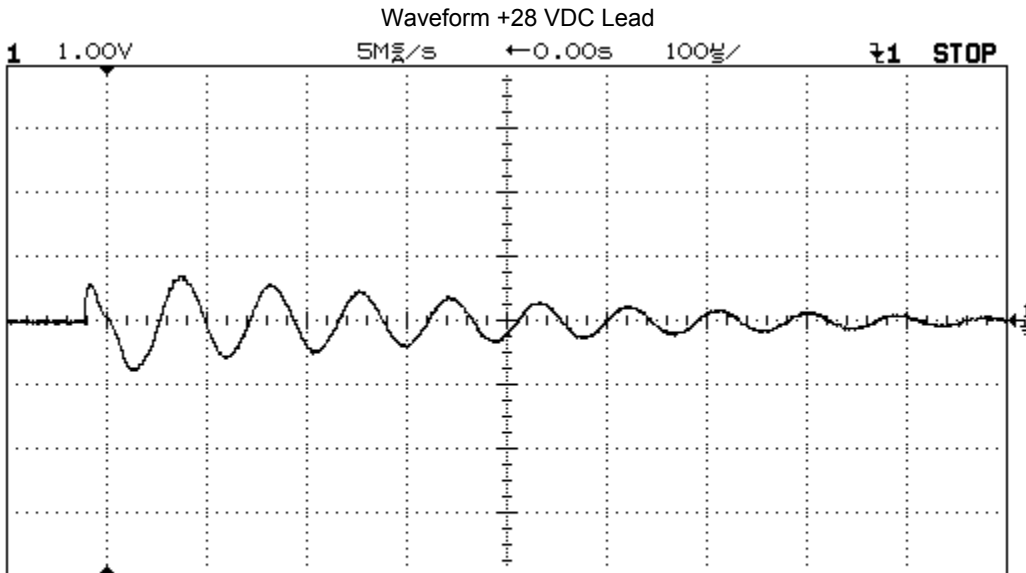


# CONDUCTED SUSCEPTIBILITY



Test Report #: NC601038 Test Area: 5  
 EUT Model #: MIL1566 - 1720 Date: 31 March 2006  
 EUT Serial #: N/A EUT Power: 28 VDC Temperature: 23 °C  
 Test Method: MIL-STD 461E CS 116 Air Pressure: 96.7 kPa  
 Customer: Lind Electronics Inc. Relative Humidity: 35 %  
 EUT Description: DC/DC converter Page: 5 of 17

Notes: \_\_\_\_\_



Tested by: David T. Schaefer  
Printed

*David Schaefer*

Signature

Reviewed by: Gerald V. Anderson  
Printed

*Gerald V. Anderson*

Signature

Modulation Key					
#	Type	Freq.	Shape	Duty	Depth
1	CW	None			
2	PM	1 kHz	Square	50%	100%
3	AM	1 kHz	Sine	N/A	80%
4					
5					

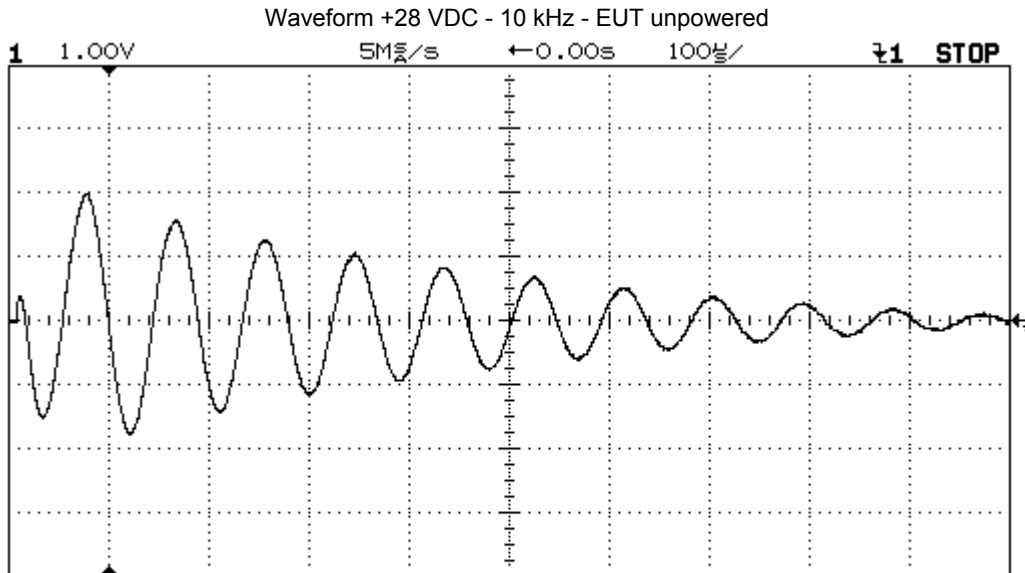
T:\10xx\1038\Rpt\_DocslCS116\1038CS116 DTS-gva.doc

# CONDUCTED SUSCEPTIBILITY



Test Report #: NC601038 Test Area: 5  
 EUT Model #: MIL1566 - 1720 Date: 31 March 2006  
 EUT Serial #: N/A EUT Power: 28 VDC Temperature: 23 °C  
 Test Method: MIL-STD 461E CS 116 Air Pressure: 96.7 kPa  
 Customer: Lind Electronics Inc. Relative Humidity: 35 %  
 EUT Description: DC/DC converter Page: 6 of 17

Notes: \_\_\_\_\_



Tested by: David T. Schaefer  
Printed

*David Schaefer*  
Signature

Reviewed by: Gerald V. Anderson  
Printed

*Gerald V. Anderson*  
Signature

Modulation Key					
#	Type	Freq.	Shape	Duty	Depth
1	CW	None			
2	PM	1 kHz	Square	50%	100%
3	AM	1 kHz	Sine	N/A	80%
4					
5					

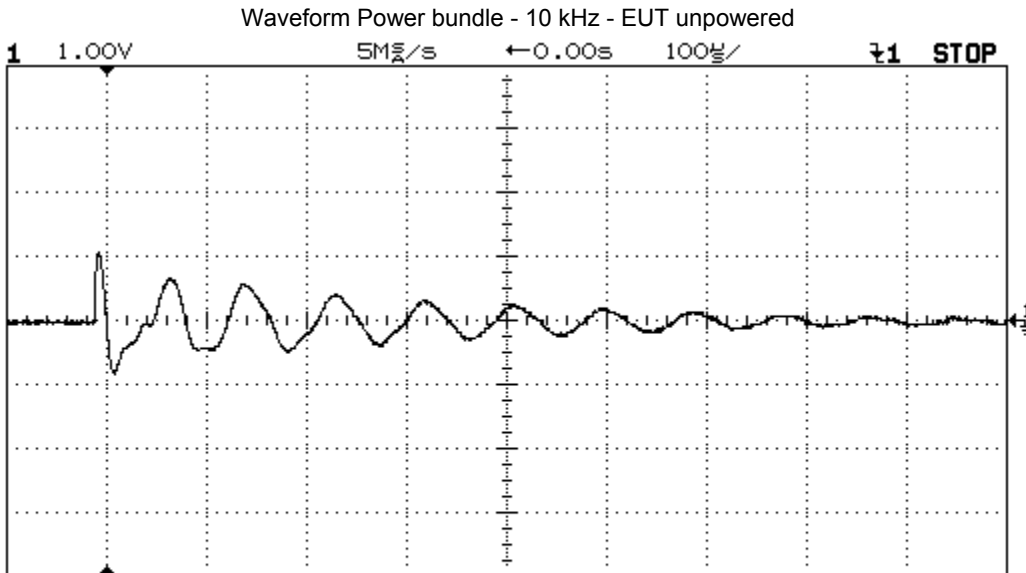
T:\10xx\1038\Rpt\_DocslCS116\1038CS116 DTS-gva.doc

# CONDUCTED SUSCEPTIBILITY



Test Report #: NC601038 Test Area: 5  
 EUT Model #: MIL1566 - 1720 Date: 31 March 2006  
 EUT Serial #: N/A EUT Power: 28 VDC Temperature: 23 °C  
 Test Method: MIL-STD 461E CS 116 Air Pressure: 96.7 kPa  
 Customer: Lind Electronics Inc. Relative Humidity: 35 %  
 EUT Description: DC/DC converter Page: 7 of 17

Notes: \_\_\_\_\_



Tested by: David T. Schaefer  
 Printed

  
 Signature

Reviewed by: Gerald V. Anderson  
 Printed

  
 Signature

Modulation Key					
#	Type	Freq.	Shape	Duty	Depth
1	CW	None			
2	PM	1 kHz	Square	50%	100%
3	AM	1 kHz	Sine	N/A	80%
4					
5					

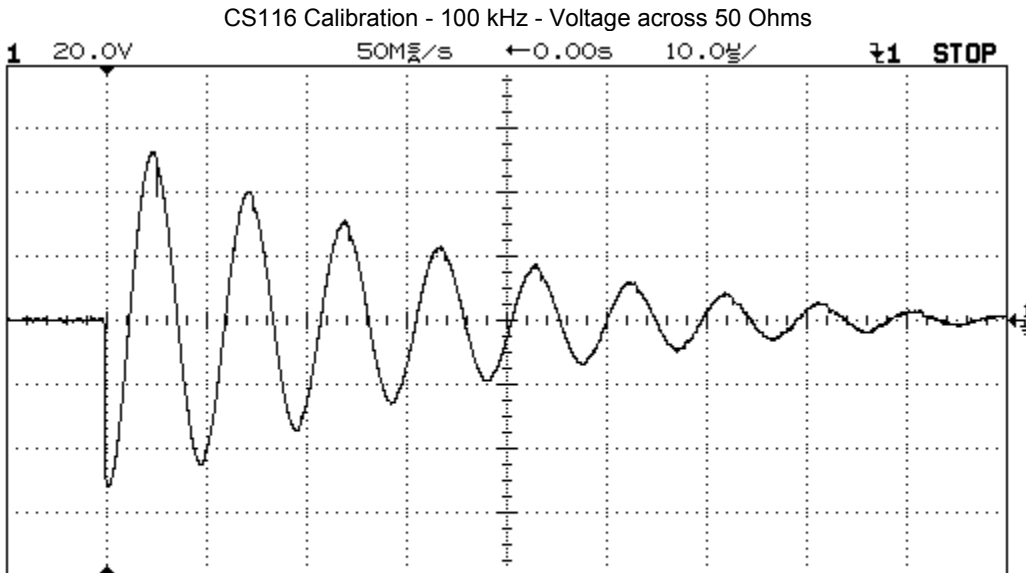
T:\10xx\1038\Rpt\_DocslCS116\1038CS116 DTS-gva.doc

# CONDUCTED SUSCEPTIBILITY



Test Report #: NC601038 Test Area: 5  
 EUT Model #: MIL1566 - 1720 Date: 31 March 2006  
 EUT Serial #: N/A EUT Power: 28 VDC Temperature: 23 °C  
 Test Method: MIL-STD 461E CS 116 Air Pressure: 96.7 kPa  
 Customer: Lind Electronics Inc. Relative Humidity: 35 %  
 EUT Description: DC/DC converter Page: 8 of 17

Notes: \_\_\_\_\_



Tested by: David T. Schaefer  
Printed

*David Schaefer*  
Signature

Reviewed by: Gerald V. Anderson  
Printed

*Gerald V. Anderson*  
Signature

Modulation Key					
#	Type	Freq.	Shape	Duty	Depth
1	CW	None			
2	PM	1 kHz	Square	50%	100%
3	AM	1 kHz	Sine	N/A	80%
4					
5					

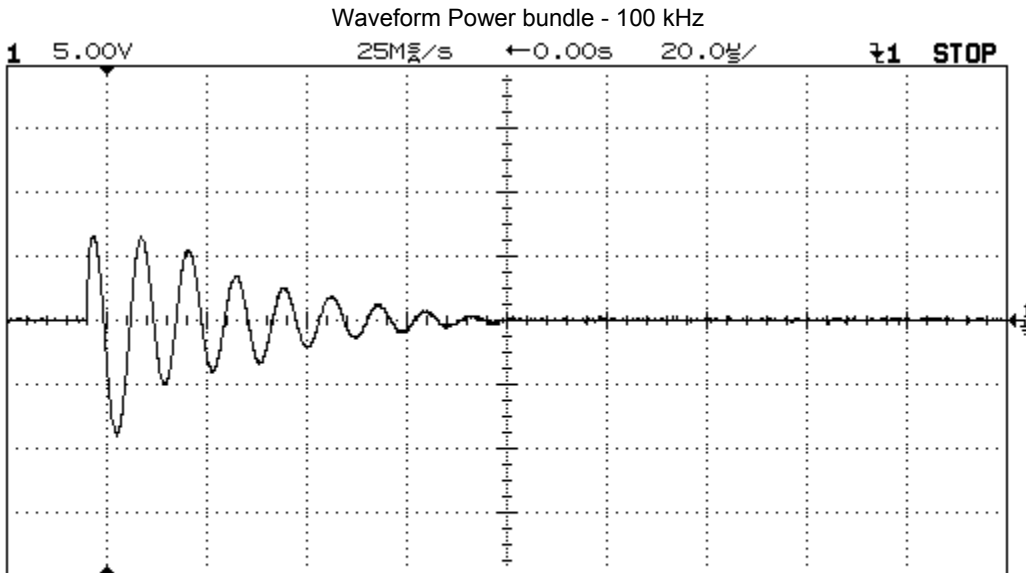
T:\10xx\1038\Rpt\_Docsl\CS116\1038CS116 DTS-gva.doc

# CONDUCTED SUSCEPTIBILITY



Test Report #: NC601038 Test Area: 5  
 EUT Model #: MIL1566 - 1720 Date: 31 March 2006  
 EUT Serial #: N/A EUT Power: 28 VDC Temperature: 23 °C  
 Test Method: MIL-STD 461E CS 116 Air Pressure: 96.7 kPa  
 Customer: Lind Electronics Inc. Relative Humidity: 35 %  
 EUT Description: DC/DC converter Page: 9 of 17

Notes: \_\_\_\_\_



Tested by: David T. Schaefer  
Printed

Signature

Reviewed by: Gerald V. Anderson  
Printed

Signature

Modulation Key					
#	Type	Freq.	Shape	Duty	Depth
1	CW	None			
2	PM	1 kHz	Square	50%	100%
3	AM	1 kHz	Sine	N/A	80%
4					
5					

T:\10xx\1038\Rpt\_DocslCS116\1038CS116 DTS-gva.doc

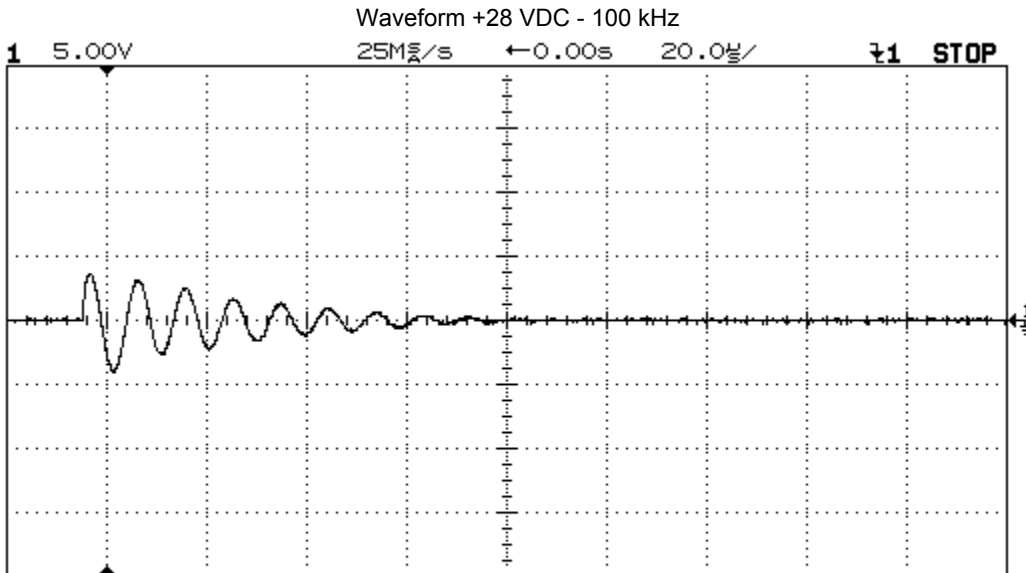


# CONDUCTED SUSCEPTIBILITY



Test Report #: NC601038 Test Area: 5  
 EUT Model #: MIL1566 - 1720 Date: 31 March 2006  
 EUT Serial #: N/A EUT Power: 28 VDC Temperature: 23 °C  
 Test Method: MIL-STD 461E CS 116 Air Pressure: 96.7 kPa  
 Customer: Lind Electronics Inc. Relative Humidity: 35 %  
 EUT Description: DC/DC converter Page: 10 of 17

Notes: \_\_\_\_\_



Tested by: David T. Schaefer  
Printed

*David Schaefer*  
Signature

Reviewed by: Gerald V. Anderson  
Printed

*Gerald V. Anderson*  
Signature

Modulation Key					
#	Type	Freq.	Shape	Duty	Depth
1	CW	None			
2	PM	1 kHz	Square	50%	100%
3	AM	1 kHz	Sine	N/A	80%
4					
5					

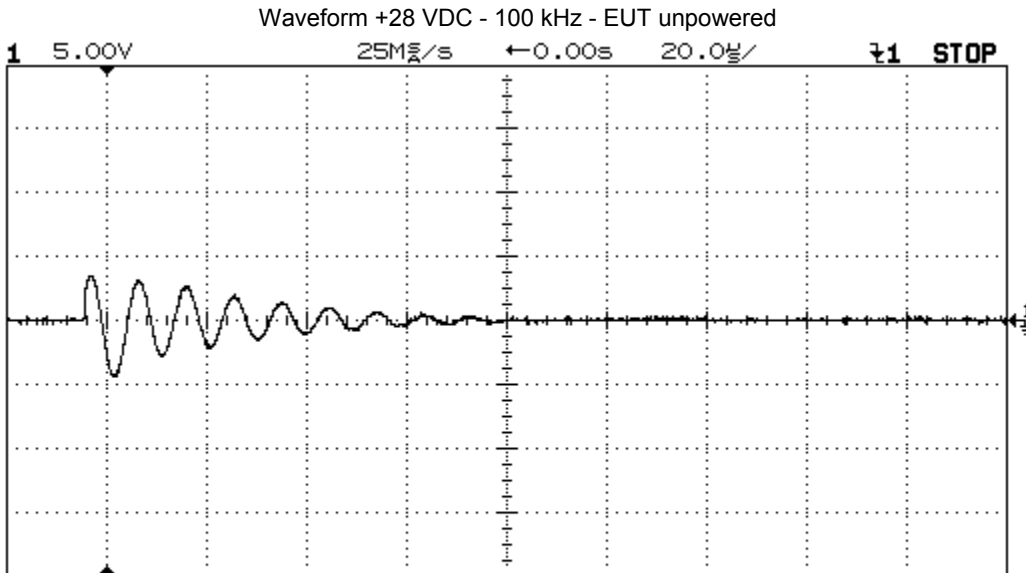
T:\10xx\1038\Rpt\_DocslCS116\1038CS116 DTS-gva.doc

# CONDUCTED SUSCEPTIBILITY



Test Report #: NC601038 Test Area: 5  
 EUT Model #: MIL1566 - 1720 Date: 31 March 2006  
 EUT Serial #: N/A EUT Power: 28 VDC Temperature: 23 °C  
 Test Method: MIL-STD 461E CS 116 Air Pressure: 96.7 kPa  
 Customer: Lind Electronics Inc. Relative Humidity: 35 %  
 EUT Description: DC/DC converter Page: 11 of 17

Notes: \_\_\_\_\_



Tested by: David T. Schaefer  
Printed

*David Schaefer*

Signature

Reviewed by: Gerald V. Anderson  
Printed

*Gerald V. Anderson*

Signature

Modulation Key					
#	Type	Freq.	Shape	Duty	Depth
1	CW	None			
2	PM	1 kHz	Square	50%	100%
3	AM	1 kHz	Sine	N/A	80%
4					
5					

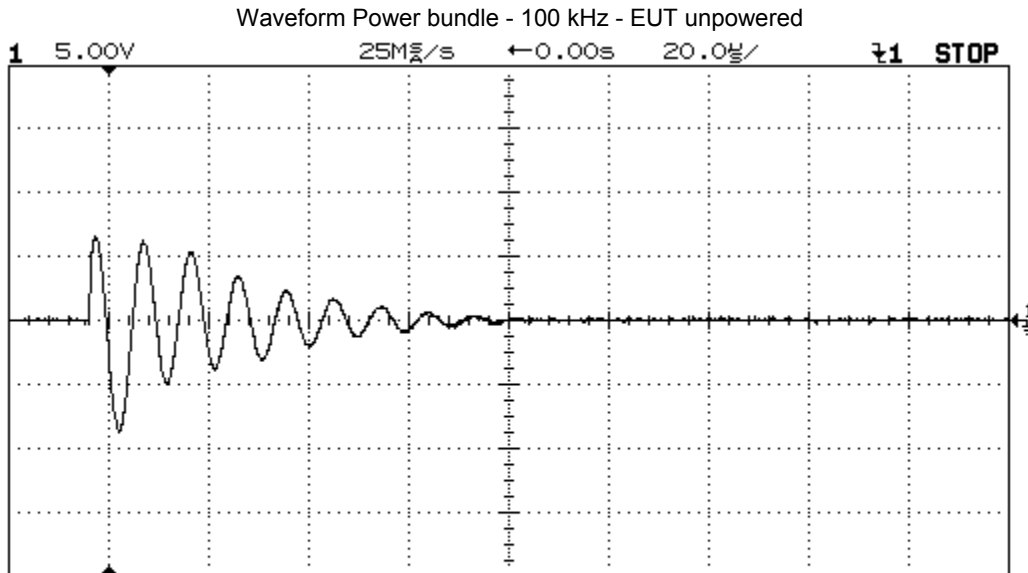
T:\10xx\1038\Rpt\_DocslCS116\1038CS116 DTS-gva.doc

# CONDUCTED SUSCEPTIBILITY



Test Report #: NC601038 Test Area: 5  
 EUT Model #: MIL1566 - 1720 Date: 31 March 2006  
 EUT Serial #: N/A EUT Power: 28 VDC Temperature: 23 °C  
 Test Method: MIL-STD 461E CS 116 Air Pressure: 96.7 kPa  
 Customer: Lind Electronics Inc. Relative Humidity: 35 %  
 EUT Description: DC/DC converter Page: 12 of 17

Notes: \_\_\_\_\_



Tested by: David T. Schaefer  
Printed

Signature

Reviewed by: Gerald V. Anderson  
Printed

Signature

Modulation Key					
#	Type	Freq.	Shape	Duty	Depth
1	CW	None			
2	PM	1 kHz	Square	50%	100%
3	AM	1 kHz	Sine	N/A	80%
4					
5					

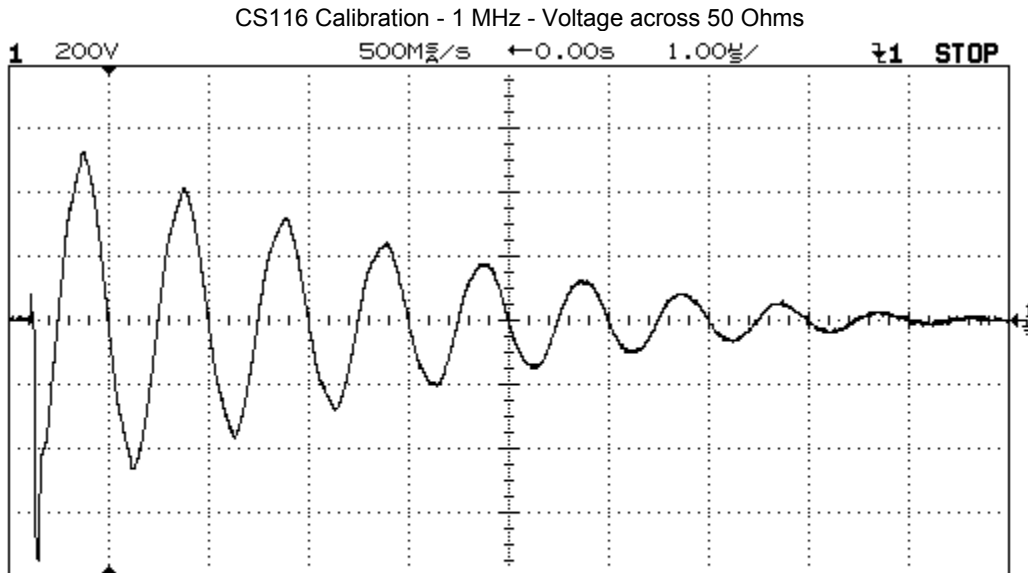
T:\10xx\1038\Rpt\_DocslCS116\1038CS116 DTS-gva.doc

# CONDUCTED SUSCEPTIBILITY



Test Report #: NC601038 Test Area: 5  
 EUT Model #: MIL1566 - 1720 Date: 31 March 2006  
 EUT Serial #: N/A EUT Power: 28 VDC Temperature: 23 °C  
 Test Method: MIL-STD 461E CS 116 Air Pressure: 96.7 kPa  
 Customer: Lind Electronics Inc. Relative Humidity: 35 %  
 EUT Description: DC/DC converter Page: 13 of 17

Notes: \_\_\_\_\_



Tested by: David T. Schaefer  
Printed

*David Schaefer*  
Signature

Reviewed by: Gerald V. Anderson  
Printed

*Gerald V. Anderson*  
Signature

Modulation Key					
#	Type	Freq.	Shape	Duty	Depth
1	CW	None			
2	PM	1 kHz	Square	50%	100%
3	AM	1 kHz	Sine	N/A	80%
4					
5					

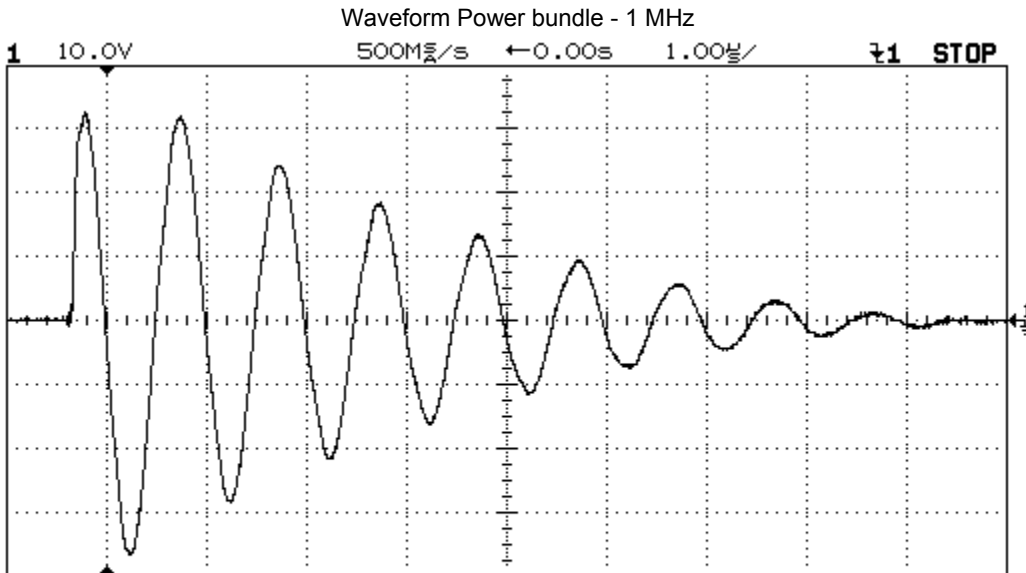
T:\10xx\1038\Rpt\_Docsl\CS116\1038CS116 DTS-gva.doc

# CONDUCTED SUSCEPTIBILITY



Test Report #: NC601038 Test Area: 5  
 EUT Model #: MIL1566 - 1720 Date: 31 March 2006  
 EUT Serial #: N/A EUT Power: 28 VDC Temperature: 23 °C  
 Test Method: MIL-STD 461E CS 116 Air Pressure: 96.7 kPa  
 Customer: Lind Electronics Inc. Relative Humidity: 35 %  
 EUT Description: DC/DC converter Page: 14 of 17

Notes: \_\_\_\_\_



Tested by: David T. Schaefer  
Printed

*David Schaefer*

Signature

Reviewed by: Gerald V. Anderson  
Printed

*Gerald V. Anderson*

Signature

Modulation Key					
#	Type	Freq.	Shape	Duty	Depth
1	CW	None			
2	PM	1 kHz	Square	50%	100%
3	AM	1 kHz	Sine	N/A	80%
4					
5					

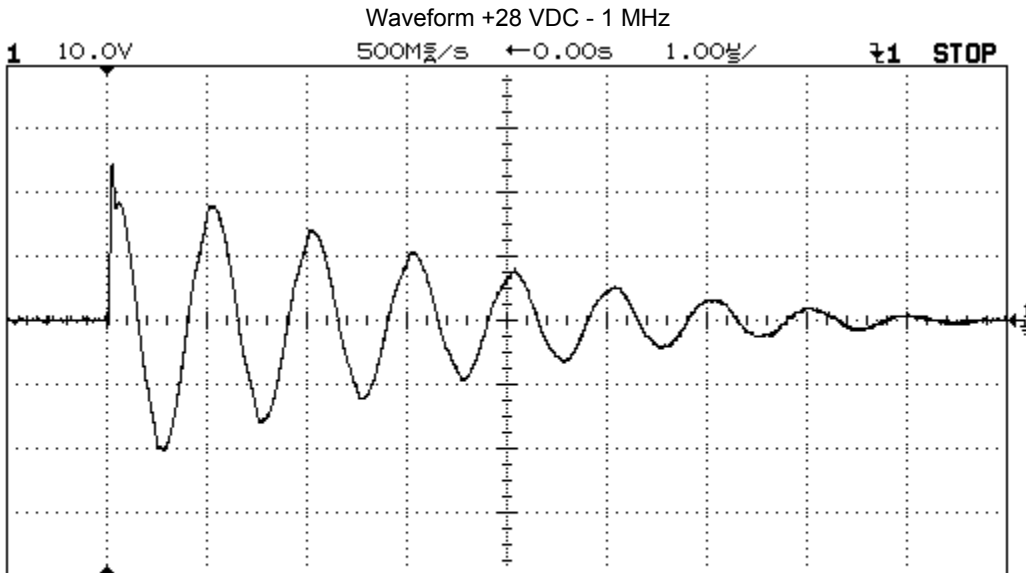
T:\10xx\1038\Rpt\_DocslCS116\1038CS116 DTS-gva.doc

# CONDUCTED SUSCEPTIBILITY



Test Report #: NC601038 Test Area: 5  
 EUT Model #: MIL1566 - 1720 Date: 31 March 2006  
 EUT Serial #: N/A EUT Power: 28 VDC Temperature: 23 °C  
 Test Method: MIL-STD 461E CS 116 Air Pressure: 96.7 kPa  
 Customer: Lind Electronics Inc. Relative Humidity: 35 %  
 EUT Description: DC/DC converter Page: 15 of 17

Notes: \_\_\_\_\_



Tested by: David T. Schaefer  
Printed

*David Schaefer*

Signature

Reviewed by: Gerald V. Anderson  
Printed

*Gerald V. Anderson*

Signature

Modulation Key					
#	Type	Freq.	Shape	Duty	Depth
1	CW	None			
2	PM	1 kHz	Square	50%	100%
3	AM	1 kHz	Sine	N/A	80%
4					
5					

T:\10xx\1038\Rpt\_Docs\CS116\1038CS116 DTS-gva.doc

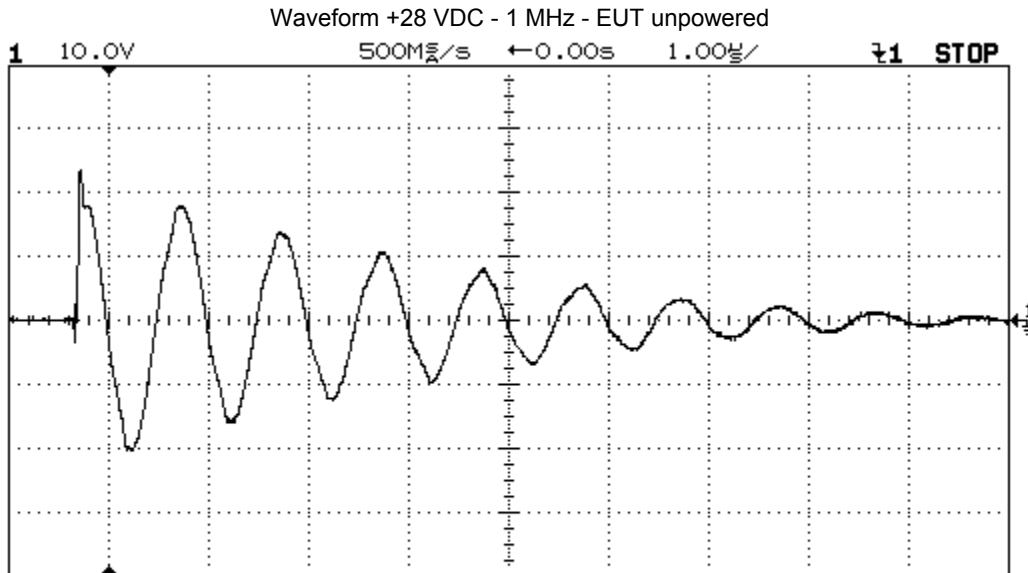


# CONDUCTED SUSCEPTIBILITY



Test Report #: NC601038 Test Area: 5  
 EUT Model #: MIL1566 - 1720 Date: 31 March 2006  
 EUT Serial #: N/A EUT Power: 28 VDC Temperature: 23 °C  
 Test Method: MIL-STD 461E CS 116 Air Pressure: 96.7 kPa  
 Customer: Lind Electronics Inc. Relative Humidity: 35 %  
 EUT Description: DC/DC converter Page: 16 of 17

Notes: \_\_\_\_\_



Tested by: David T. Schaefer  
Printed

*David Schaefer*  
Signature

Reviewed by: Gerald V. Anderson  
Printed

*Gerald V. Anderson*  
Signature

Modulation Key					
#	Type	Freq.	Shape	Duty	Depth
1	CW	None			
2	PM	1 kHz	Square	50%	100%
3	AM	1 kHz	Sine	N/A	80%
4					
5					

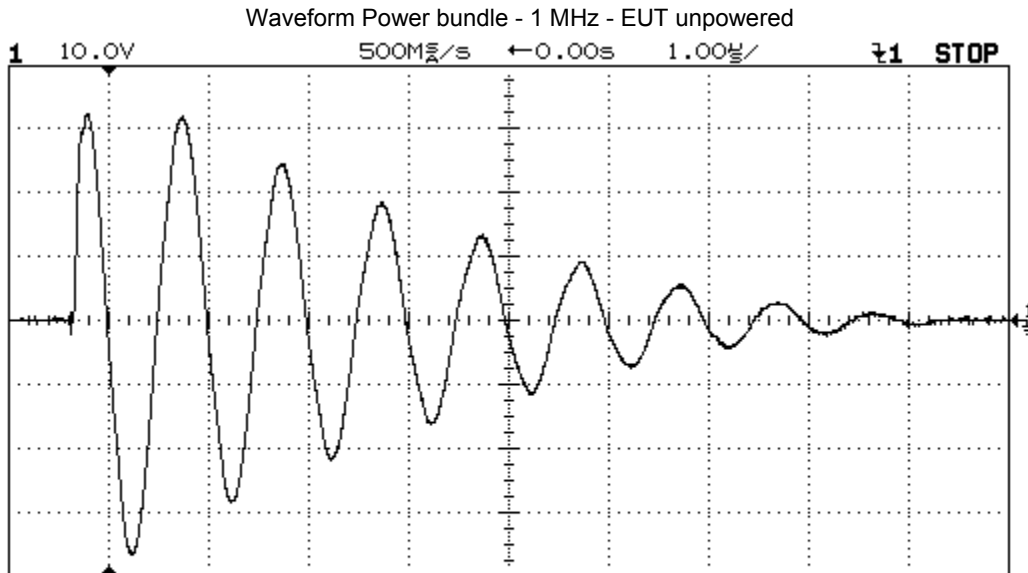
T:\10xx\1038\Rpt\_DocslCS116\1038CS116 DTS-gva.doc

# CONDUCTED SUSCEPTIBILITY



Test Report #: NC601038 Test Area: 5  
 EUT Model #: MIL1566 - 1720 Date: 31 March 2006  
 EUT Serial #: N/A EUT Power: 28 VDC Temperature: 23 °C  
 Test Method: MIL-STD 461E CS 116 Air Pressure: 96.7 kPa  
 Customer: Lind Electronics Inc. Relative Humidity: 35 %  
 EUT Description: DC/DC converter Page: 17 of 17

Notes: \_\_\_\_\_



Tested by: David T. Schaefer  
Printed

*David Schaefer*  
Signature

Reviewed by: Gerald V. Anderson  
Printed

*Gerald V. Anderson*  
Signature

Modulation Key					
#	Type	Freq.	Shape	Duty	Depth
1	CW	None			
2	PM	1 kHz	Square	50%	100%
3	AM	1 kHz	Sine	N/A	80%
4					
5					

T:\10xx\1038\Rpt\_Docsl\CS116\1038CS116 DTS-gva.doc

# CONDUCTED SUSCEPTIBILITY



Test Report #: NC601038 Test Area: 5  
 EUT Model #: MIL1566 - 1720 Date: 3 April 2006  
 EUT Serial #: N/A EUT Power: 28 VDC Temperature: 22 °C  
 Test Method: MIL-STD 461E CS 116 Air Pressure: 98.5 kPa  
 Customer: Lind Electronics Inc. Relative Humidity: 32 %  
 EUT Description: DC/DC converter Page: 1 of 1

Notes: The Oscilloscope graphs were lost due to computer lockup at the time of test.

TEST FREQUENCY (MHZ)	TEST LEVEL (AMPS)	DURATION (MINUTES)	INJECTION METHOD	LEAD DESCRIPTION (TYPE)	COMPLIES		REMARKS
					YES	NO	
10	10	5	Probe #266	Power bundle	✓		
10	10	5	Probe #266	+28 VDC Lead	✓		
10	10	5	Probe #266	Power bundle	✓		EUT unpowered
10	10	5	Probe #266	+28 VDC Lead	✓		EUT unpowered
30	10	5	Probe #266	Power bundle	✓		
30	10	5	Probe #266	+28 VDC Lead	✓		
30	10	5	Probe #266	Power bundle	✓		EUT unpowered
30	10	5	Probe #266	+28 VDC Lead	✓		EUT unpowered
100	3	5	Probe #266	Power bundle	✓		
100	3	5	Probe #266	+28 VDC Lead	✓		
100	3	5	Probe #266	Power bundle	✓		EUT unpowered
100	3	5	Probe #266	+28 VDC Lead	✓		EUT unpowered

Tested by: David T. Schaefer  
 Printed  
 Signature   
 Reviewed by: Gerald V. Anderson  
 Printed  
 Signature

Modulation Key					
#	Type	Freq.	Shape	Duty	Depth
1	CW	None			
2	PM	1 kHz	Square	50%	100%
3	AM	1 kHz	Sine	N/A	80%
4					
5					

T:\10xx\1038\Rpt\_Docs\CS116\1038CS116b DTS-gva.doc

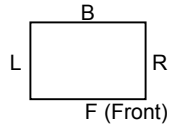
# RADIATED EMISSIONS



Test Report #: NC601038

Test Area: 5

FACE DEFINITION  
(TOP VIEW)



EUT Model #: MIL1566 1720

Date: 3/30/2006

T = Top  
U = Under Side

EUT Serial #: N/A

EUT Power: 28 VDC

Temperature: 23 °C

Test Method: MIL-STD 461E RE101

Air Pressure: 97.0 kPa

Customer: Lind Electronics Inc.

Relative Humidity: 28 %

EUT Description: DC/DC converter

Page: 1 of 4

Notes: \_\_\_\_\_

Data File Name: 1038RE101.dat

Tabular Data File: 1038re101 - 1720.tab

Frequency Range	Transducer Description (Type)	Mode of Operation (SEE KEY)	Field Polarity	Antenna Distance	EUT Face	Emission Type (NB / BB)	Remarks
<b>Subreport Number: 1</b>							
10.0 kHz - 100.0 kHz	PASSIVE LOOP	1		0m		NB	
<b>Subreport Number: 2</b>							
30 Hz - 100 Hz	PASSIVE LOOP	2				NB	
100 Hz - 1.0 kHz	PASSIVE LOOP	2				NB	
1.0 kHz - 10.0 kHz	PASSIVE LOOP	2				NB	
10.0 kHz - 100.0 kHz	PASSIVE LOOP	2				NB	
<b>Subreport Number: 3</b>							
30 Hz - 100 Hz	PASSIVE LOOP	3				NB	
100 Hz - 1.0 kHz	PASSIVE LOOP	3				NB	
1.0 kHz - 10.0 kHz	PASSIVE LOOP	3				NB	
10.0 kHz - 100.0 kHz	PASSIVE LOOP	3				NB	

Tested by: David T. Schaefer  
Printed

Signature

Reviewed by: Gerald V. Anderson  
Printed

Signature

Mode of Operation Key	
#	Description
1	system check
2	ambient
3	fully operational
4	
5	

T:\10xx\1038\Rpt\_Docs\RE101\1038re101gva.doc

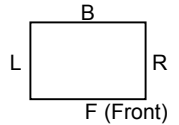
# RADIATED EMISSIONS



Test Report #: NC601038

Test Area: 5

FACE DEFINITION  
(TOP VIEW)



EUT Model #: MIL1566 1720

Date: 3/30/2006

T = Top  
U = Under Side

EUT Serial #: N/A

EUT Power: 28 VDC

Temperature: 23 °C

Test Method: MIL-STD 461E RE101

Air Pressure: 97.0 kPa

Customer: Lind Electronics Inc.

Relative Humidity: 28 %

EUT Description: DC/DC converter

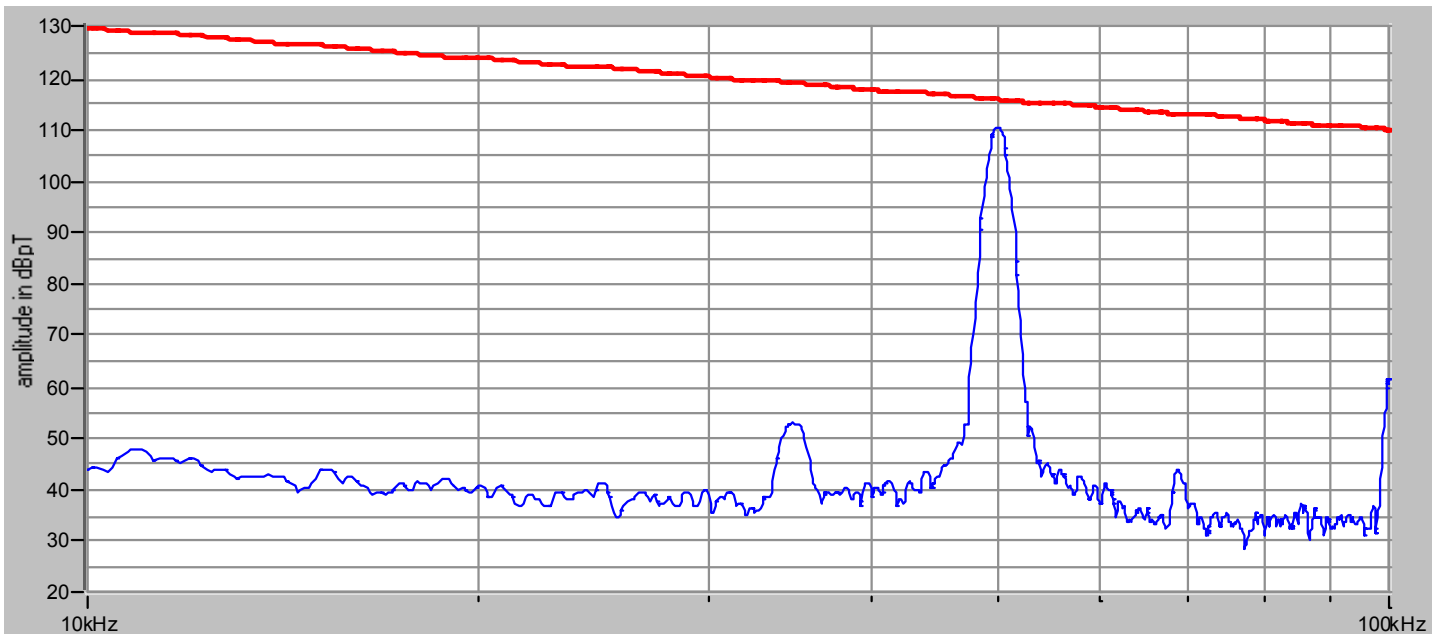
Page: 2 of 4

Notes: \_\_\_\_\_

Data File Name: 1038RE101.dat

Tabular Data File: 1038re101 - 1720.tab

## Subreport Number: 1 of 3



EUT mode of operation : **system check**  
 field polarity :  
 emission type : **NB**

Tested by: David T. Schaefer  
 Printed

*David T. Schaefer*  
 Signature

Reviewed by: Gerald V. Anderson  
 Printed

*Gerald V. Anderson*  
 Signature

Mode of Operation Key	
#	Description
1	system check
2	ambient
3	fully operational
4	
5	

T:\10xx\1038\Rpt\_Docs\RE101\1038re101gva.doc

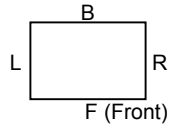
# RADIATED EMISSIONS



Test Report #: NC601038

Test Area: 5

FACE DEFINITION  
(TOP VIEW)



EUT Model #: MIL1566 1720

Date: 3/30/2006

T = Top  
U = Under Side

EUT Serial #: N/A

EUT Power: 28 VDC

Temperature: 23 °C

Test Method: MIL-STD 461E RE101

Air Pressure: 97.0 kPa

Customer: Lind Electronics Inc.

Relative Humidity: 28 %

EUT Description: DC/DC converter

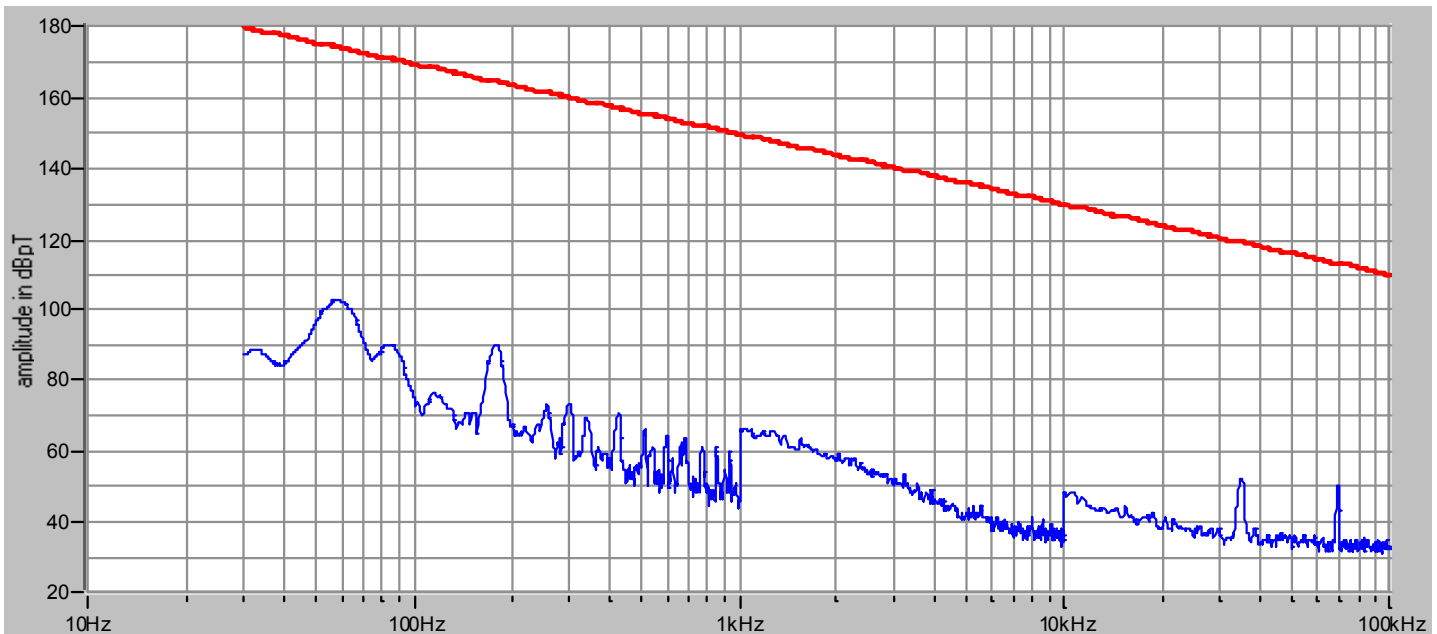
Page: 3 of 4

Notes: \_\_\_\_\_

Data File Name: 1038RE101.dat

Tabular Data File: 1038re101 - 1720.tab

## Subreport Number: 2 of 3



EUT mode of operation : ambient  
field polarity :  
emission type : NB

Tested by: David T. Schaefer  
Printed

*David Schaefer*  
Signature

Reviewed by: Gerald V. Anderson  
Printed

*Gerald V. Anderson*  
Signature

Mode of Operation Key	
#	Description
1	system check
2	ambient
3	fully operational
4	
5	

T:\10xx\1038\Rpt\_Docs\RE101\1038re101gva.doc



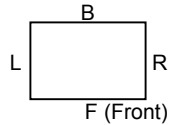
# RADIATED EMISSIONS



Test Report #: NC601038

Test Area: 5

FACE DEFINITION  
(TOP VIEW)



EUT Model #: MIL1566 1720

Date: 3/30/2006

T = Top  
U = Under Side

EUT Serial #: N/A

EUT Power: 28 VDC

Temperature: 23 °C

Test Method: MIL-STD 461E RE101

Air Pressure: 97.0 kPa

Customer: Lind Electronics Inc.

Relative Humidity: 28 %

EUT Description: DC/DC converter

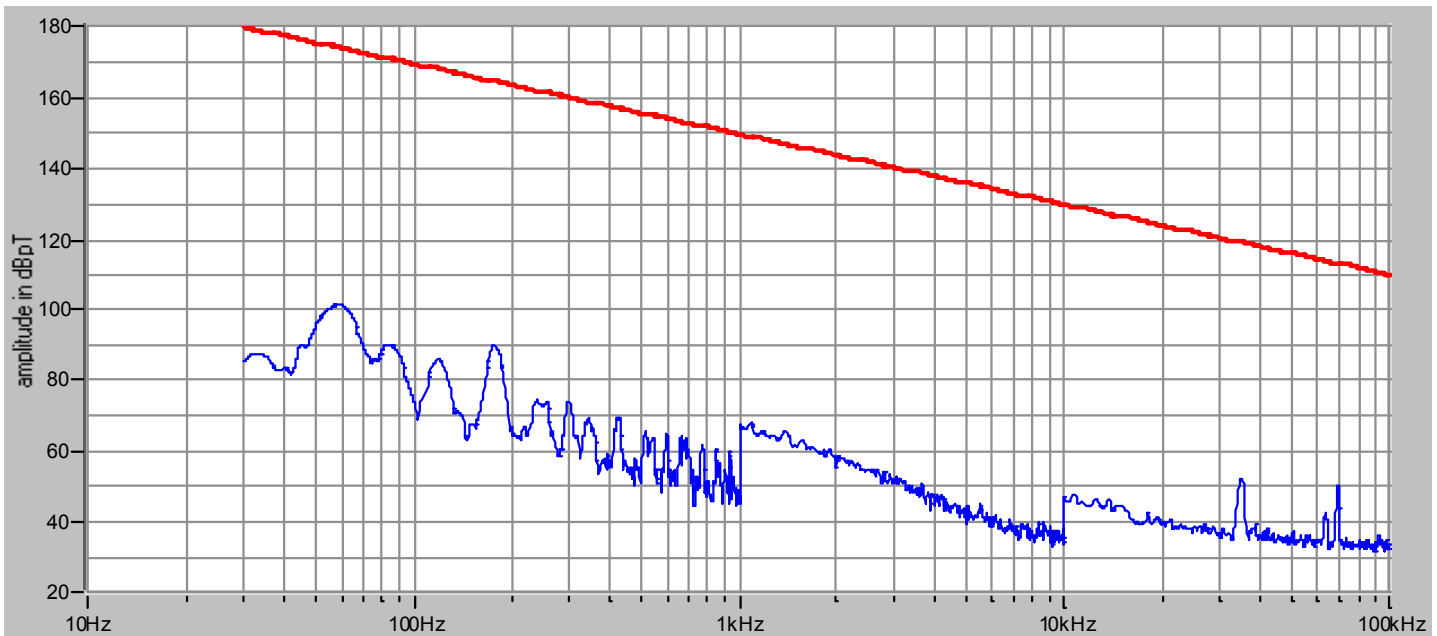
Page: 4 of 4

Notes: \_\_\_\_\_

Data File Name: 1038RE101.dat

Tabular Data File: 1038re101 - 1720.tab

## Subreport Number: 3 of 3



EUT mode of operation : fully operational  
field polarity :  
emission type : NB

Tested by: David T. Schaefer  
Printed

*David Schaefer*  
Signature

Reviewed by: Gerald V. Anderson  
Printed

*Gerald V. Anderson*  
Signature

Mode of Operation Key	
#	Description
1	system check
2	ambient
3	fully operational
4	
5	

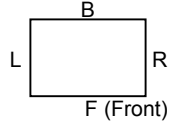
T:\10xx\1038\Rpt\_Docs\RE101\1038re101gva.doc

# RADIATED EMISSIONS



Test Report #: NC601038                      Test Area: 5  
 EUT Model #: MIL2050 1719                      Date: 3/30/2006  
 EUT Serial #: N/A                      EUT Power: 28 VDC                      Temperature: 23 °C  
 Test Method: MIL-STD 461E RE101                      Air Pressure: 97.0 kPa  
 Customer: Lind Electronics Inc.                      Relative Humidity: 28 %  
 EUT Description: DC/DC converter                      Page: 1 of 4

FACE DEFINITION  
(TOP VIEW)



T = Top  
U = Under Side

Notes: \_\_\_\_\_

Data File Name: 1038RE101.dat                      Tabular Data File: 1038re101 - 1719.tab

Frequency Range	Transducer Description (Type)	Mode of Operation (SEE KEY)	Field Polarity	Antenna Distance	EUT Face	Emission Type (NB / BB)	Remarks
Subreport Number: 1							
10.0 kHz - 100.0 kHz	PASSIVE LOOP	1		7 cm		NB	
Subreport Number: 2							
30 Hz - 100 Hz	PASSIVE LOOP	2		7 cm		NB	
100 Hz - 1.0 kHz	PASSIVE LOOP	2		7 cm		NB	
1.0 kHz - 10.0 kHz	PASSIVE LOOP	2		7 cm		NB	
10.0 kHz - 100.0 kHz	PASSIVE LOOP	2		7 cm		NB	
Subreport Number: 3							
30 Hz - 100 Hz	PASSIVE LOOP	3		7 cm		NB	
100 Hz - 1.0 kHz	PASSIVE LOOP	3		7 cm		NB	
1.0 kHz - 10.0 kHz	PASSIVE LOOP	3		7 cm		NB	
10.0 kHz - 100.0 kHz	PASSIVE LOOP	3		7 cm		NB	

Tested by: David T. Schaefer  
Printed

*David Schaefer*  
Signature

Reviewed by: Gerald V. Anderson  
Printed

*Gerald V. Anderson*  
Signature

Mode of Operation Key	
#	Description
1	system check
2	ambient
3	fully operational
4	
5	

T:\110xx\1038\Rpt\_Docs\RE101\1038re101bgva.doc

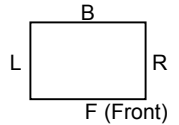
# RADIATED EMISSIONS



Test Report #: NC601038

Test Area: 5

FACE DEFINITION  
(TOP VIEW)



EUT Model #: MIL2050 1719

Date: 3/30/2006

T = Top  
U = Under Side

EUT Serial #: N/A

EUT Power: 28 VDC

Temperature: 23 °C

Test Method: MIL-STD 461E RE101

Air Pressure: 97.0 kPa

Customer: Lind Electronics Inc.

Relative Humidity: 28 %

EUT Description: DC/DC converter

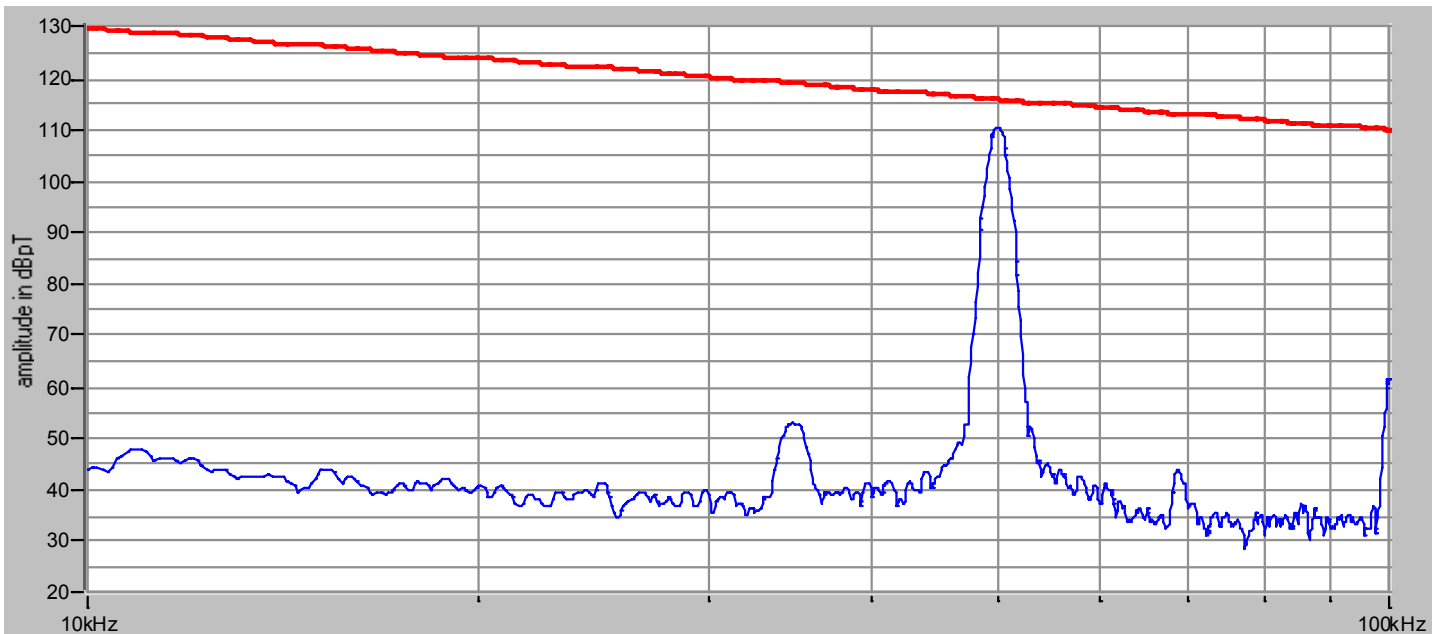
Page: 2 of 4

Notes: \_\_\_\_\_

Data File Name: 1038RE101.dat

Tabular Data File: 1038re101 - 1719.tab

## Subreport Number: 1 of 3



EUT mode of operation : **system check**  
 field polarity :  
 emission type : **NB**

Tested by: David T. Schaefer  
 Printed

*David Schaefer*  
 Signature

Reviewed by: Gerald V. Anderson  
 Printed

*G V Anderson*  
 Signature

Mode of Operation Key	
#	Description
1	system check
2	ambient
3	fully operational
4	
5	

T:\10xx\1038\Rpt\_Docs\RE101\1038re101bgva.doc

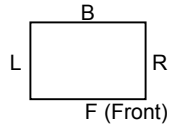
# RADIATED EMISSIONS



Test Report #: NC601038

Test Area: 5

FACE DEFINITION  
(TOP VIEW)



EUT Model #: MIL2050 1719

Date: 3/30/2006

T = Top  
U = Under Side

EUT Serial #: N/A

EUT Power: 28 VDC

Temperature: 23 °C

Test Method: MIL-STD 461E RE101

Air Pressure: 97.0 kPa

Customer: Lind Electronics Inc.

Relative Humidity: 28 %

EUT Description: DC/DC converter

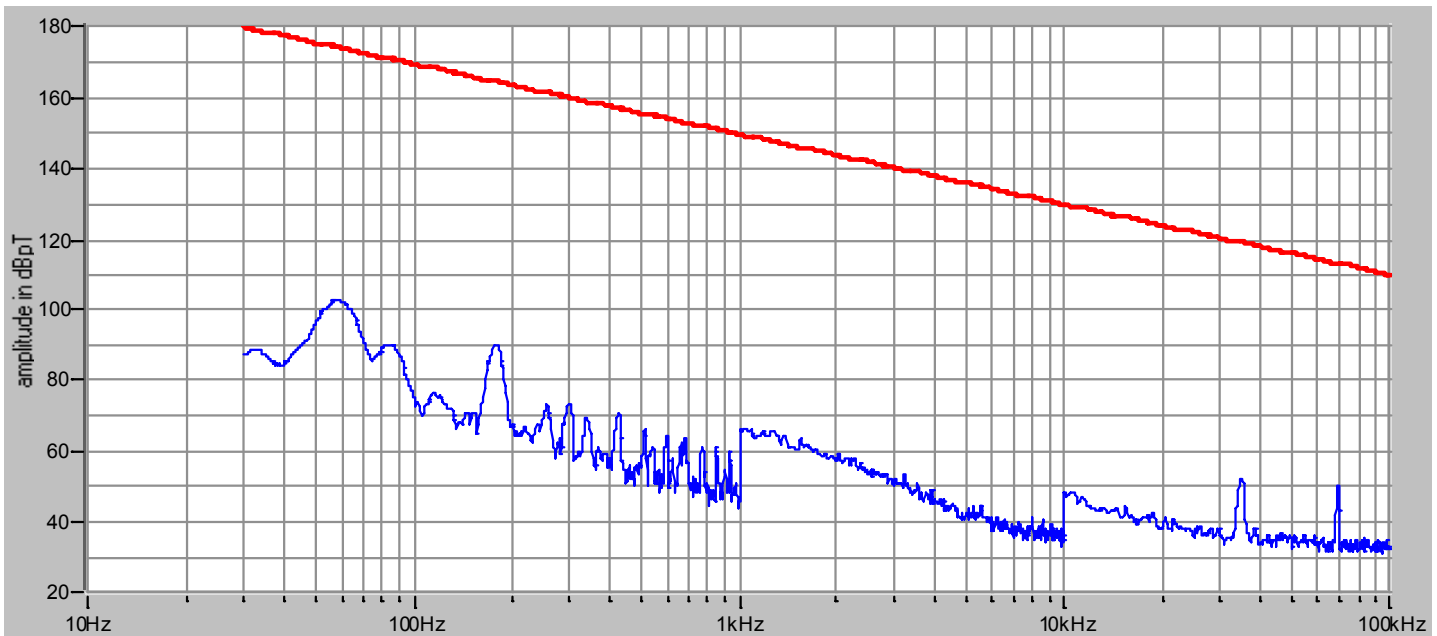
Page: 3 of 4

Notes: \_\_\_\_\_

Data File Name: 1038RE101.dat

Tabular Data File: 1038re101 - 1719.tab

## Subreport Number: 2 of 3



EUT mode of operation : ambient  
field polarity :  
emission type : NB

Tested by: David T. Schaefer  
Printed

*David Schaefer*  
Signature

Reviewed by: Gerald V. Anderson  
Printed

*G V Anderson*  
Signature

Mode of Operation Key	
#	Description
1	system check
2	ambient
3	fully operational
4	
5	

T:\10xx\1038\Rpt\_Docs\RE101\1038re101bgva.doc

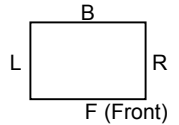
# RADIATED EMISSIONS



Test Report #: NC601038

Test Area: 5

FACE DEFINITION  
(TOP VIEW)



EUT Model #: MIL2050 1719

Date: 3/30/2006

T = Top  
U = Under Side

EUT Serial #: N/A

EUT Power: 28 VDC

Temperature: 23 °C

Test Method: MIL-STD 461E RE101

Air Pressure: 97.0 kPa

Customer: Lind Electronics Inc.

Relative Humidity: 28 %

EUT Description: DC/DC converter

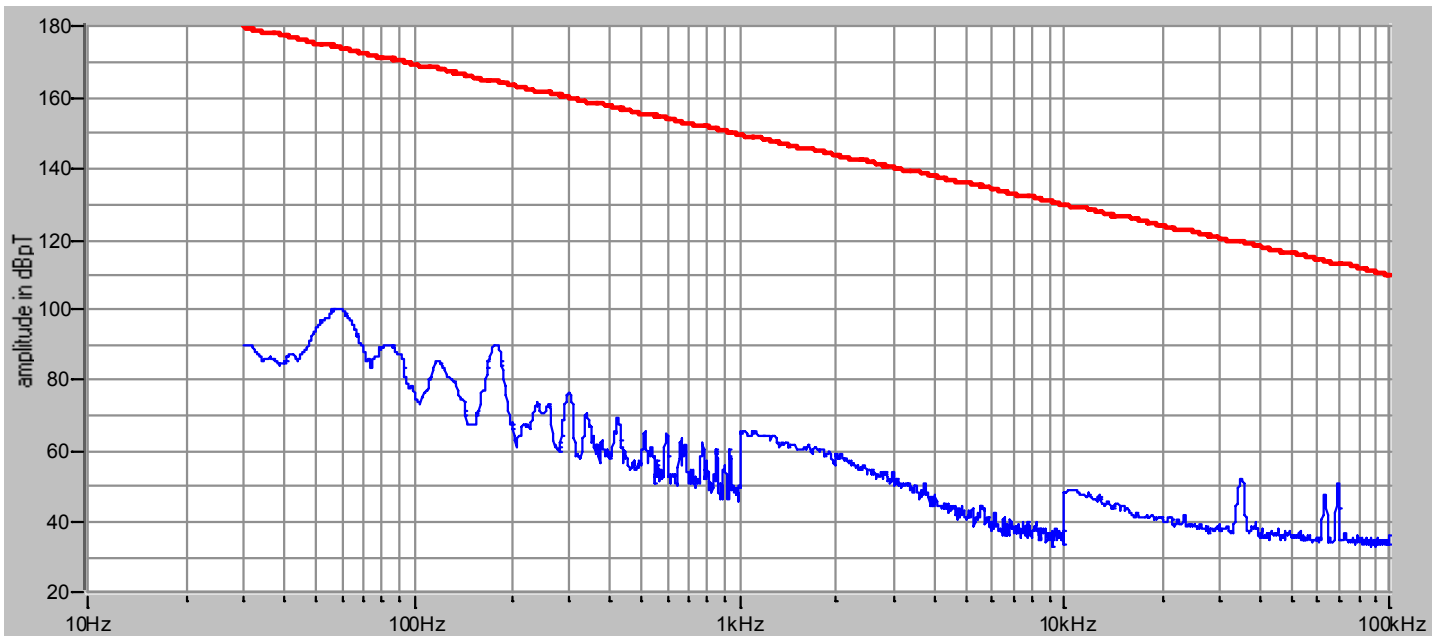
Page: 4 of 4

Notes: \_\_\_\_\_

Data File Name: 1038RE101.dat

Tabular Data File: 1038re101 - 1719.tab

## Subreport Number: 3 of 3



EUT mode of operation : fully operational  
field polarity :  
emission type : NB

Tested by: David T. Schaefer  
Printed

*David Schaefer*  
Signature

Reviewed by: Gerald V. Anderson  
Printed

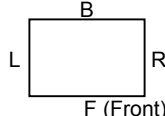
*G V Anderson*  
Signature

Mode of Operation Key	
#	Description
1	system check
2	ambient
3	fully operational
4	
5	

T:\10xx\1038\Rpt\_Docs\RE101\1038re101bgva.doc

# RADIATED EMISSIONS



Test Report #: NC601038 Test Area: 3 FACE DEFINITION (TOP VIEW)   
 EUT Model #: MIL 1566-1720 Date: 4 April, 2006 T = Top  
 U = Under Side  
 EUT Serial #: N/A EUT Power: 28 VDC Temperature: 22 °C  
 Test Method: Mil Std 461E RE102 Air Pressure: 98.9 kPa  
 Customer: Lind Electronic Design Relative Humidity: 26 %  
 EUT Description: DC/DC Converter Page: 1 of 13

Notes: 15 Volt DC Converter

Data File Name: 1038RE1a.dat Tabular Data File: 1038re01.tab

Frequency Range	Transducer Description (Type)	Mode of Operation (SEE KEY)	Field Polarity	Antenna Distance	EUT Face	Emission Type (NB / BB)	Remarks
Subreport Number: 1							
2.0 MHz - 30.0 MHz	ACTIVE ROD	1	N/A	N/A	N/A	N/A	System check at 2 MHz
Subreport Number: 2							
2.0 MHz - 30.0 MHz	ACTIVE ROD	1	N/A	N/A	N/A	N/A	System check at 8 MHz
Subreport Number: 3							
2.0 MHz - 30.0 MHz	ACTIVE ROD	1	N/A	N/A	N/A	N/A	System check at 30 MHz
Subreport Number: 4							
30.0 MHz - 200.0 MHz	BICONICAL	1	N/A	N/A	N/A	N/A	System check at 200 MHz
Subreport Number: 5							
200.0 MHz - 1.0 GHz	RIDGED GUIDE	1	N/A	N/A	N/A	N/A	System check at 1 GHz
Subreport Number: 6							
6.0 GHz - 18.0 GHz	RIDGED GUIDE	1	N/A	N/A	N/A	N/A	System check at 18 GHz
Subreport Number: 7							
2.0 MHz - 30.0 MHz	ACTIVE ROD	2	V	1m	F	N/A	
30.0 MHz - 200.0 MHz	BICONICAL	2	V	1m	F	N/A	
200.0 MHz - 1.0 GHz	RIDGED GUIDE	2	V	1m	F	N/A	
1.0 GHz - 6.0 GHz	RIDGED GUIDE	2	V	1m	F	N/A	
6.0 GHz - 18.0 GHz	RIDGED GUIDE	2	V	1m	F	N/A	

Tested by: Michael Westman  
Printed

  
Signature

Reviewed by: Gerald V. Anderson  
Printed

  
Signature

Mode of Operation Key	
#	Description
1	system check
2	ambient
3	fully operational
4	
5	

T:\10xx\1038\Rpt\_Docs\RE102\1038RE01-mjwgva.doc

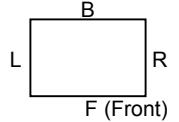


# RADIATED EMISSIONS



Test Report #: NC601038                      Test Area: 3  
 EUT Model #: MIL 1566-1720                      Date: 4 April, 2006  
 EUT Serial #: N/A                      EUT Power: 28 VDC                      Temperature: 22 °C  
 Test Method: Mil Std 461E RE102                      Air Pressure: 98.9 kPa  
 Customer: Lind Electronic Design                      Relative Humidity: 26 %  
 EUT Description: DC/DC Converter                      Page: 2 of 13

FACE DEFINITION  
(TOP VIEW)



T = Top  
U = Under Side

Notes: 15 Volt DC Converter

Data File Name: 1038RE1a.dat                      Tabular Data File: 1038re01.tab

Frequency Range	Transducer Description (Type)	Mode of Operation (SEE KEY)	Field Polarity	Antenna Distance	EUT Face	Emission Type (NB / BB)	Remarks
Subreport Number: 8							
30.0 MHz - 200.0 MHz	BICONICAL	2	H	1m	F	N/A	
200.0 MHz - 1.0 GHz	RIDGED GUIDE	2	H	1m	F	N/A	
1.0 GHz - 6.0 GHz	RIDGED GUIDE	2	H	1m	F	N/A	
6.0 GHz - 18.0 GHz	RIDGED GUIDE	2	H	1m	F	N/A	
Subreport Number: 9							
2.0 MHz - 30.0 MHz	ACTIVE ROD	3	V	1m	F	N/A	
30.0 MHz - 200.0 MHz	BICONICAL	3	V	1m	F	N/A	
200.0 MHz - 1.0 GHz	RIDGED GUIDE	3	V	1m	F	N/A	
1.0 GHz - 6.0 GHz	RIDGED GUIDE	3	V	1m	F	N/A	
6.0 GHz - 18.0 GHz	RIDGED GUIDE	3	V	1m	F	N/A	
Subreport Number: 10							
30.0 MHz - 200.0 MHz	BICONICAL	3	H	1m	F	N/A	
200.0 MHz - 1.0 GHz	RIDGED GUIDE	3	H	1m	F	N/A	
1.0 GHz - 6.0 GHz	RIDGED GUIDE	3	H	1m	F	N/A	

Tested by: Michael Westman  
Printed

Signature

Reviewed by: Gerald V. Anderson  
Printed

Signature

Mode of Operation Key	
#	Description
1	system check
2	ambient
3	fully operational
4	
5	

T:\10xx\1038\Rpt\_Docs\RE102\1038RE01-mjwgva.doc

# RADIATED EMISSIONS



Test Report #: NC601038 Test Area: 3 FACE DEFINITION (TOP VIEW)

EUT Model #: MIL 1566-1720 Date: 4 April, 2006 T = Top U = Under Side

EUT Serial #: N/A EUT Power: 28 VDC Temperature: 22 °C

Test Method: Mil Std 461E RE102 Air Pressure: 98.9 kPa

Customer: Lind Electronic Design Relative Humidity: 26 %

EUT Description: DC/DC Converter Page: 3 of 13

Notes: 15 Volt DC Converter

Data File Name: 1038RE1a.dat Tabular Data File: 1038re01.tab

Frequency Range	Transducer Description (Type)	Mode of Operation (SEE KEY)	Field Polarity	Antenna Distance	EUT Face	Emission Type (NB / BB)	Remarks
6.0 GHz - 18.0 GHz	RIDGED GUIDE	3	H	1m	F	N/A	

Tested by: Michael Westman  
Printed

Signature

Reviewed by: Gerald V. Anderson  
Printed

Signature

Mode of Operation Key	
#	Description
1	system check
2	ambient
3	fully operational
4	
5	

T:\10xx\1038\Rpt\_Docs\RE102\1038RE01-mjwgva.doc

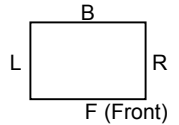
# RADIATED EMISSIONS



Test Report #: NC601038

Test Area: 3

FACE DEFINITION  
(TOP VIEW)



EUT Model #: MIL 1566-1720

Date: 4 April, 2006

T = Top  
U = Under Side

EUT Serial #: N/A

EUT Power: 28 VDC

Temperature: 22 °C

Test Method: Mil Std 461E RE102

Air Pressure: 98.9 kPa

Customer: Lind Electronic Design

Relative Humidity: 26 %

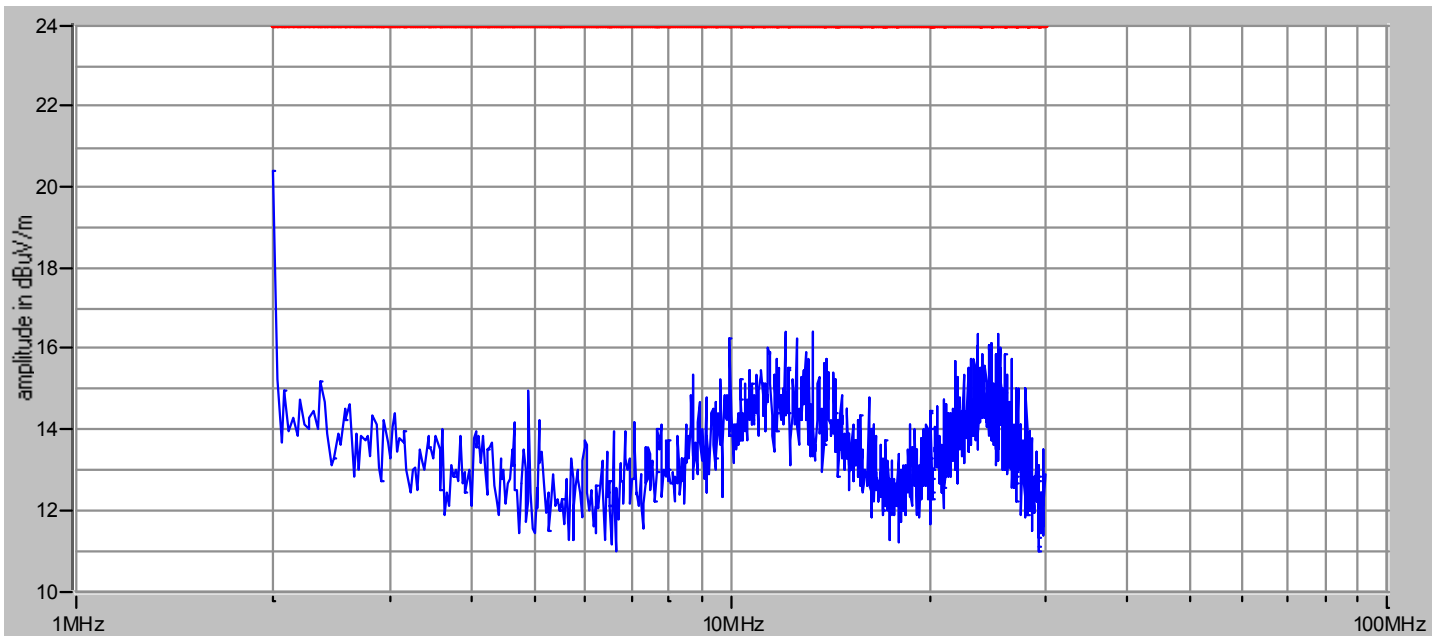
EUT Description: DC/DC Converter

Page: 4 of 13

Notes: 15 Volt DC Converter

Data File Name: 1038RE1a.dat Tabular Data File: 1038re01.tab

## Subreport Number: 1 of 10



EUT mode of operation : system check at 2 MHz

Tested by: Michael Westman  
Printed

Signature

Reviewed by: Gerald V. Anderson  
Printed

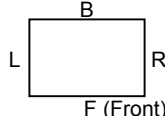
Signature

Mode of Operation Key	
#	Description
1	system check
2	ambient
3	fully operational
4	
5	

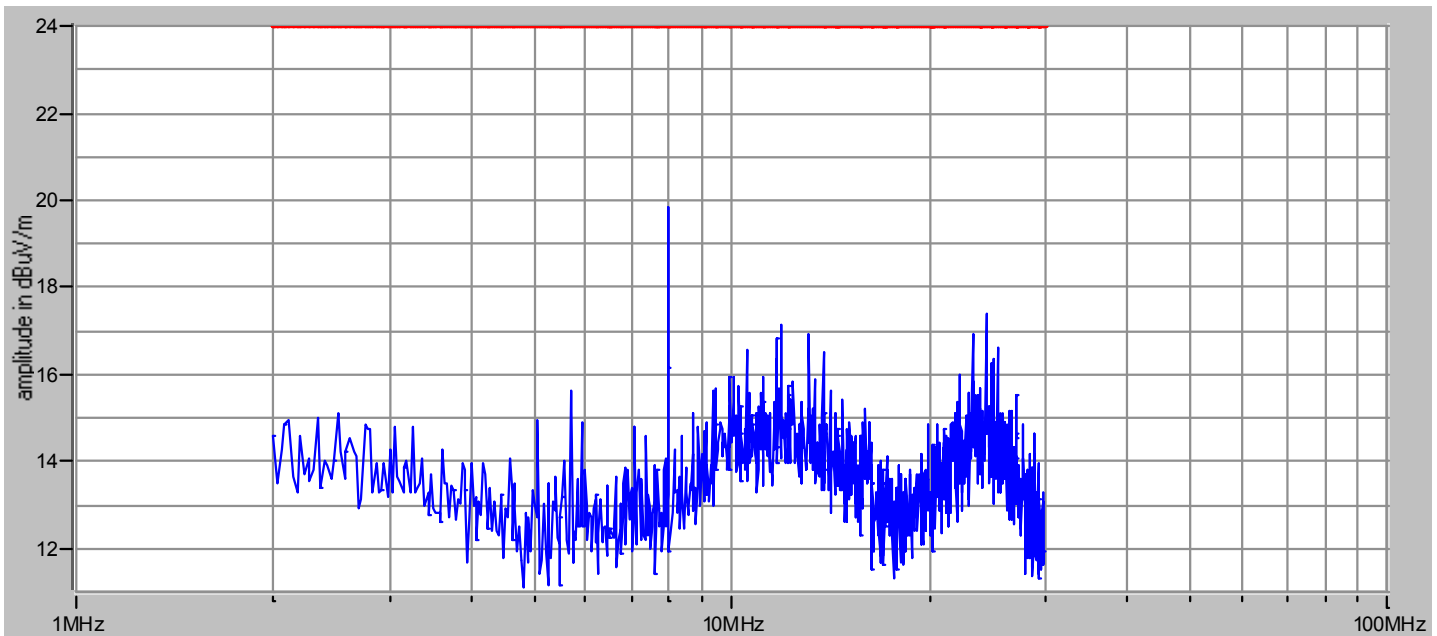
T:\10xx\1038\Rpt\_Docs\RE102\1038RE01-mjwgva.doc

# RADIATED EMISSIONS



Test Report #: NC601038 Test Area: 3 FACE DEFINITION (TOP VIEW)   
 EUT Model #: MIL 1566-1720 Date: 4 April, 2006 T = Top  
 EUT Serial #: N/A EUT Power: 28 VDC U = Under Side  
 Temperature: 22 °C  
 Test Method: Mil Std 461E RE102 Air Pressure: 98.9 kPa  
 Customer: Lind Electronic Design Relative Humidity: 26 %  
 EUT Description: DC/DC Converter Page: 5 of 13  
 Notes: 15 Volt DC Converter  
 Data File Name: 1038RE1a.dat Tabular Data File: 1038re01.tab

## Subreport Number: 2 of 10



EUT mode of operation : system check at 8 MHz

Tested by: Michael Westman  
Printed

  
Signature

Reviewed by: Gerald V. Anderson  
Printed

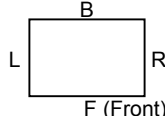
  
Signature

Mode of Operation Key	
#	Description
1	system check
2	ambient
3	fully operational
4	
5	

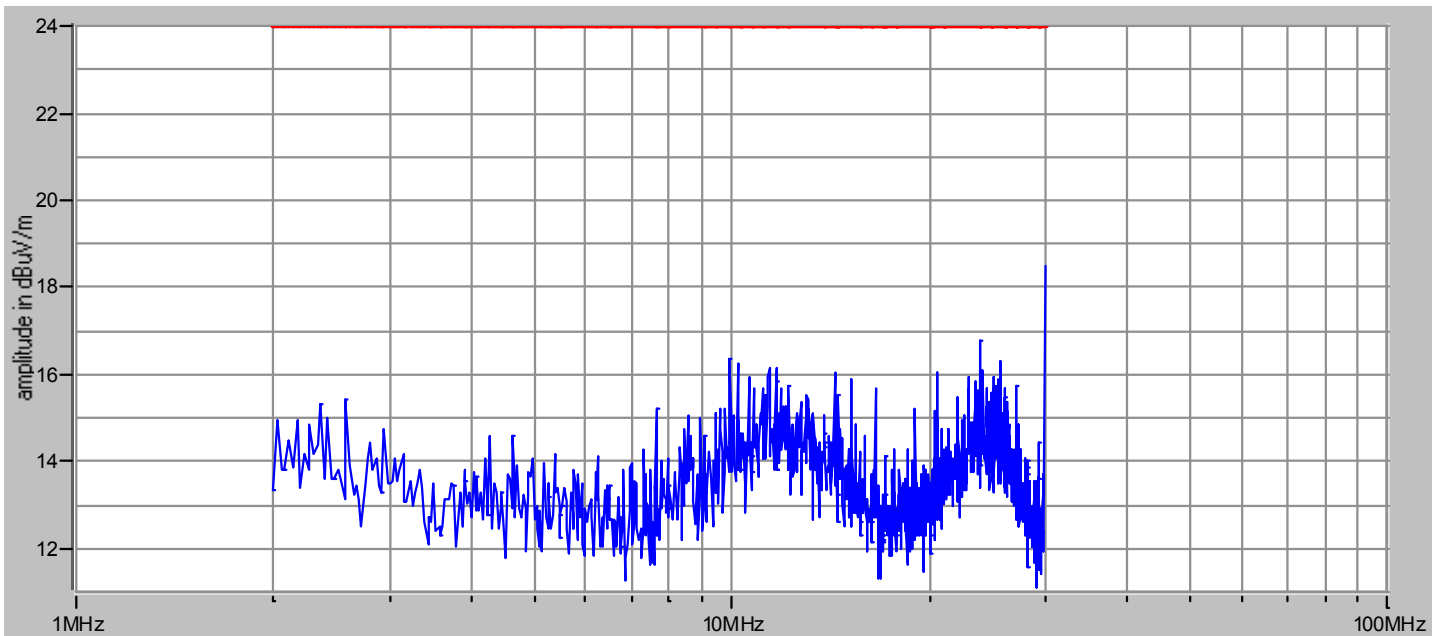
T:\10xx\1038\Rpt\_Docs\RE102\1038RE01-mjwgva.doc

# RADIATED EMISSIONS




Test Report #: NC601038 Test Area: 3 FACE DEFINITION (TOP VIEW)   
 EUT Model #: MIL 1566-1720 Date: 4 April, 2006 T = Top  
 U = Under Side  
 EUT Serial #: N/A EUT Power: 28 VDC Temperature: 22 °C  
 Test Method: Mil Std 461E RE102 Air Pressure: 98.9 kPa  
 Customer: Lind Electronic Design Relative Humidity: 26 %  
 EUT Description: DC/DC Converter Page: 6 of 13  
 Notes: 15 Volt DC Converter  
 Data File Name: 1038RE1a.dat Tabular Data File: 1038re01.tab

## Subreport Number: 3 of 10



EUT mode of operation : system check at 30 MHz

Tested by: Michael Westman  
Printed

  
Signature

Reviewed by: Gerald V. Anderson  
Printed

  
Signature

Mode of Operation Key	
#	Description
1	system check
2	ambient
3	fully operational
4	
5	

T:\10xx\1038\Rpt\_Docs\RE102\1038RE01-mjwgva.doc

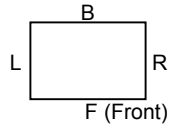
# RADIATED EMISSIONS



Test Report #: NC601038

Test Area: 3

FACE DEFINITION  
(TOP VIEW)



EUT Model #: MIL 1566-1720

Date: 4 April, 2006

T = Top  
U = Under Side

EUT Serial #: N/A

EUT Power: 28 VDC

Temperature: 22 °C

Test Method: Mil Std 461E RE102

Air Pressure: 98.9 kPa

Customer: Lind Electronic Design

Relative Humidity: 26 %

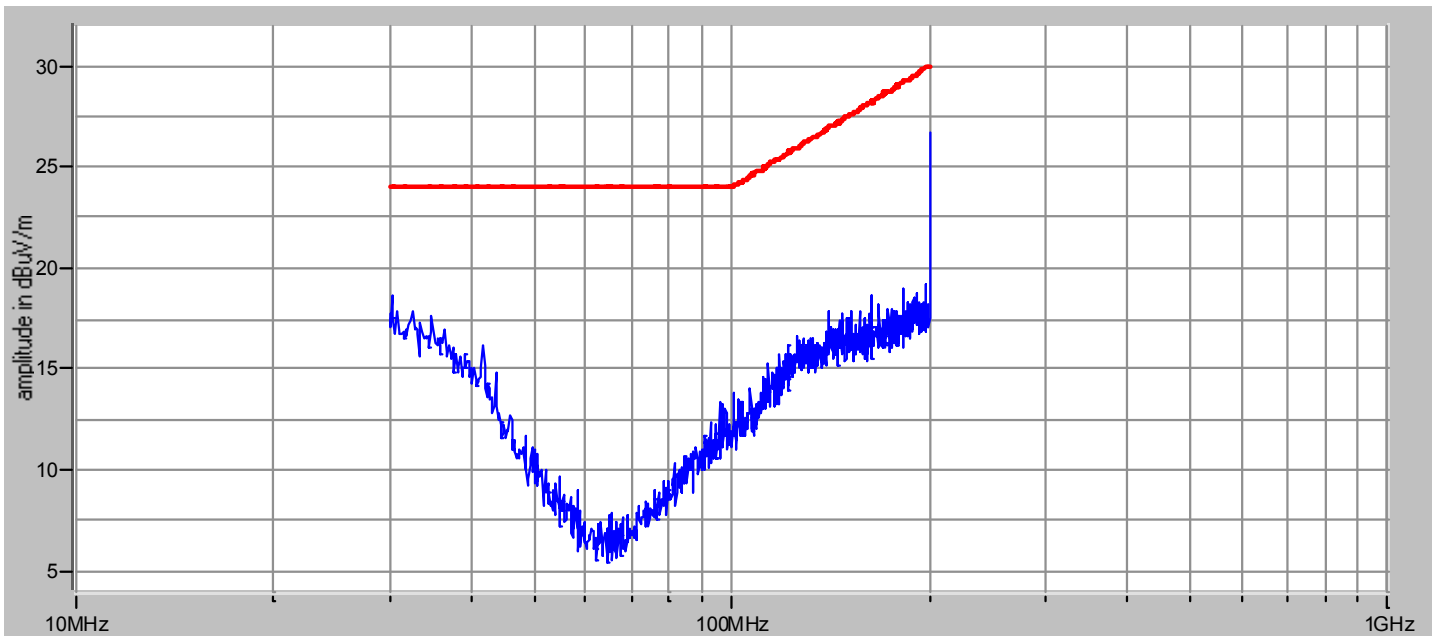
EUT Description: DC/DC Converter

Page: 7 of 13

Notes: 15 Volt DC Converter

Data File Name: 1038RE1a.dat Tabular Data File: 1038re01.tab

## Subreport Number: 4 of 10



EUT mode of operation : system check at 200 MHz

Tested by: Michael Westman  
Printed

Signature

Reviewed by: Gerald V. Anderson  
Printed

Signature

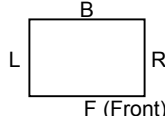
Mode of Operation Key	
#	Description
1	system check
2	ambient
3	fully operational
4	
5	

T:\10xx\1038\Rpt\_Docs\RE102\1038RE01-mjwgva.doc

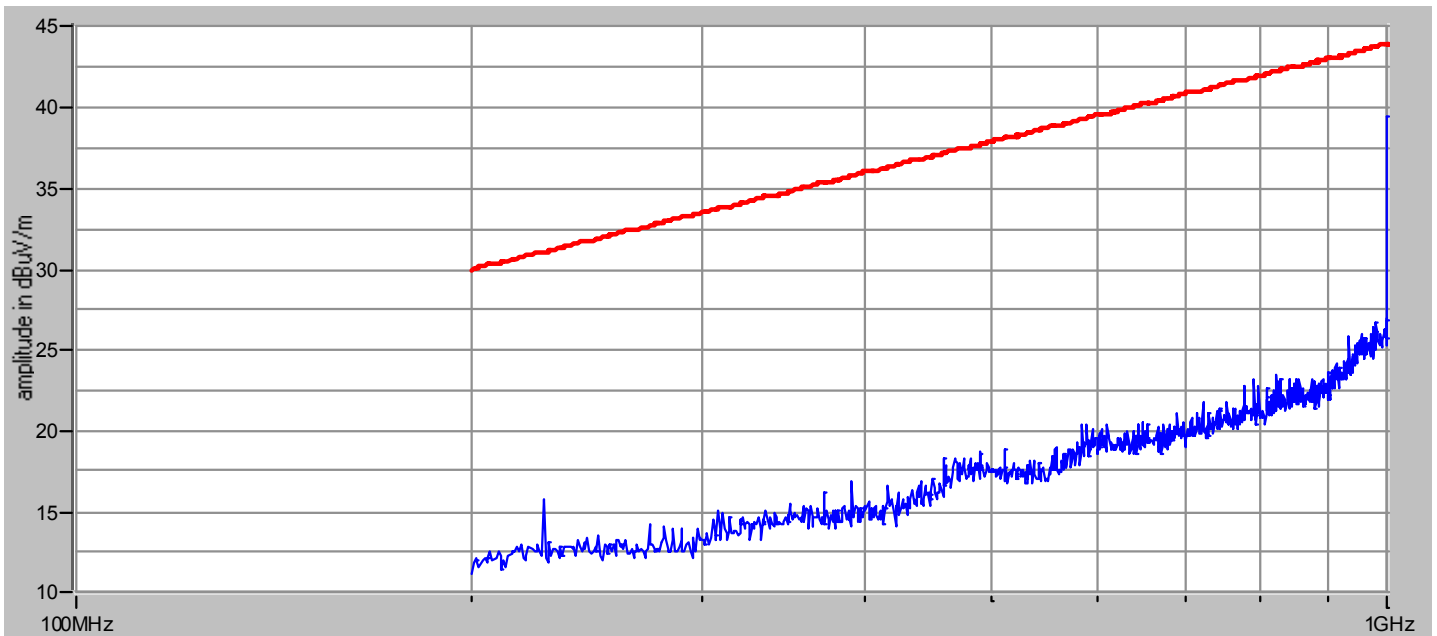


# RADIATED EMISSIONS




Test Report #: NC601038 Test Area: 3 FACE DEFINITION (TOP VIEW)   
 EUT Model #: MIL 1566-1720 Date: 4 April, 2006 T = Top  
 U = Under Side  
 EUT Serial #: N/A EUT Power: 28 VDC Temperature: 22 °C  
 Test Method: Mil Std 461E RE102 Air Pressure: 98.9 kPa  
 Customer: Lind Electronic Design Relative Humidity: 26 %  
 EUT Description: DC/DC Converter Page: 8 of 13  
 Notes: 15 Volt DC Converter  
 Data File Name: 1038RE1a.dat Tabular Data File: 1038re01.tab

## Subreport Number: 5 of 10



EUT mode of operation : system check at 1 GHz

Tested by: Michael Westman  
Printed

  
Signature

Reviewed by: Gerald V. Anderson  
Printed

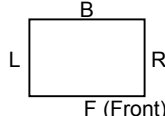
  
Signature

Mode of Operation Key	
#	Description
1	system check
2	ambient
3	fully operational
4	
5	

T:\10xx\1038\Rpt\_Docs\RE102\1038RE01-mjwgva.doc

# RADIATED EMISSIONS



Test Report #: NC601038 Test Area: 3 FACE DEFINITION (TOP VIEW) 

EUT Model #: MIL 1566-1720 Date: 4 April, 2006 T = Top U = Under Side

EUT Serial #: N/A EUT Power: 28 VDC Temperature: 22 °C

Test Method: Mil Std 461E RE102 Air Pressure: 98.9 kPa

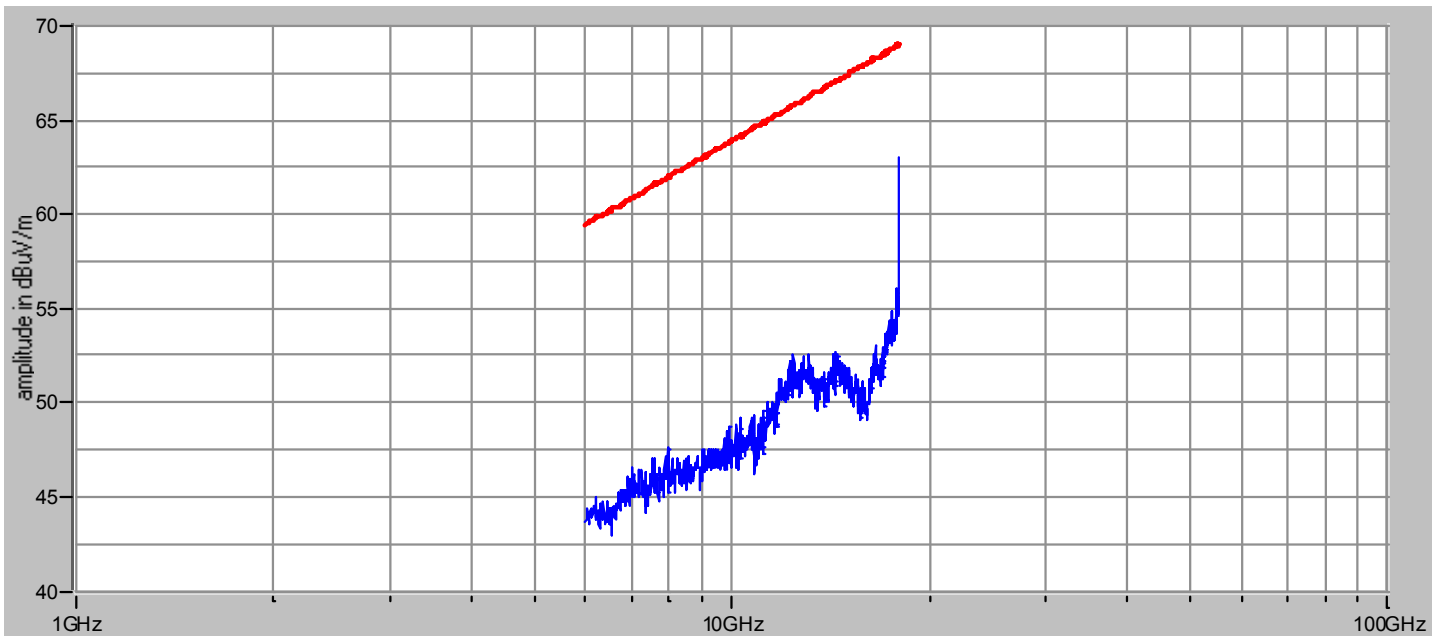
Customer: Lind Electronic Design Relative Humidity: 26 %

EUT Description: DC/DC Converter Page: 9 of 13

Notes: 15 Volt DC Converter

Data File Name: 1038RE1a.dat Tabular Data File: 1038re01.tab

## Subreport Number: 6 of 10



EUT mode of operation : system check at 18 GHz

Tested by: Michael Westman  
 Printed

  
 Signature

Reviewed by: Gerald V. Anderson  
 Printed

  
 Signature

Mode of Operation Key	
#	Description
1	system check
2	ambient
3	fully operational
4	
5	

T:\10xx\1038\Rpt\_Docs\RE102\1038RE01-mjwgva.doc

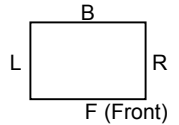
# RADIATED EMISSIONS



Test Report #: NC601038

Test Area: 3

FACE DEFINITION  
(TOP VIEW)



EUT Model #: MIL 1566-1720

Date: 4 April, 2006

T = Top  
U = Under Side

EUT Serial #: N/A

EUT Power: 28 VDC

Temperature: 22 °C

Test Method: Mil Std 461E RE102

Air Pressure: 98.9 kPa

Customer: Lind Electronic Design

Relative Humidity: 26 %

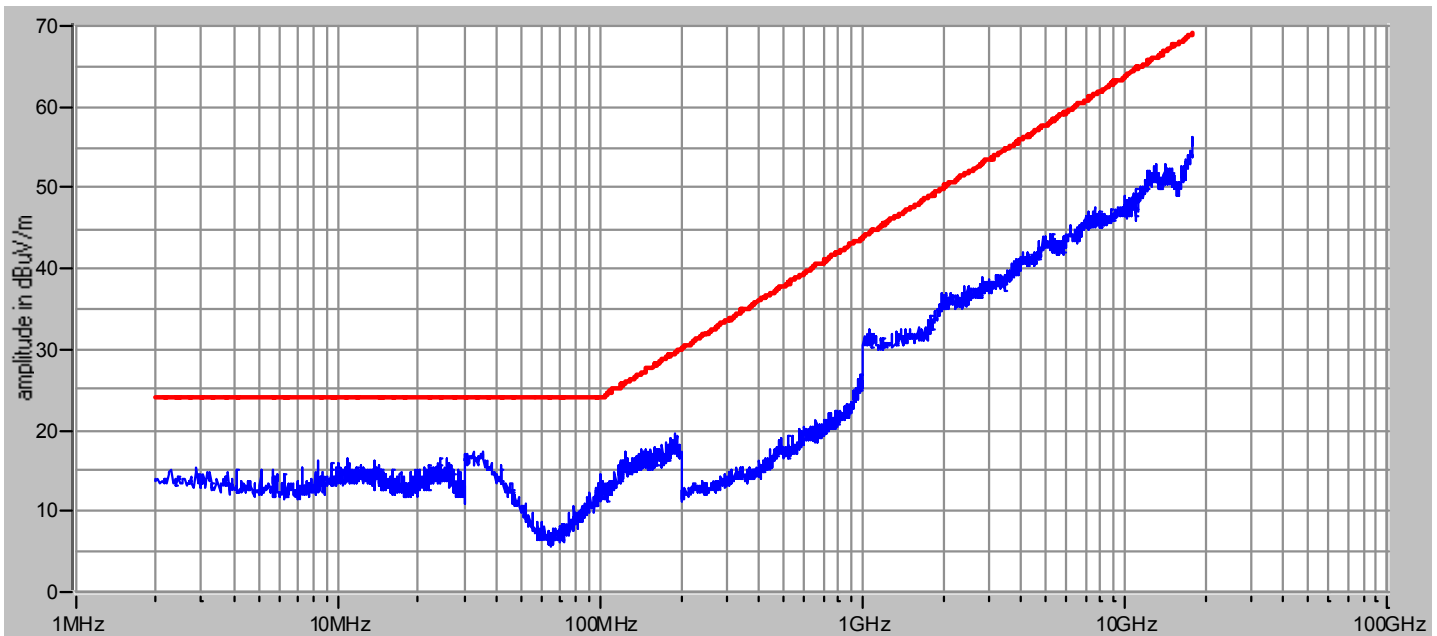
EUT Description: DC/DC Converter

Page: 10 of 13

Notes: 15 Volt DC Converter

Data File Name: 1038RE1a.dat Tabular Data File: 1038re01.tab

## Subreport Number: 7 of 10



EUT mode of operation : ambient  
field polarity : vertical

Tested by: Michael Westman  
Printed

*Michael Westman*  
Signature

Reviewed by: Gerald V. Anderson  
Printed

*Gerald V. Anderson*  
Signature

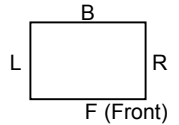
Mode of Operation Key	
#	Description
1	system check
2	ambient
3	fully operational
4	
5	

T:\10xx\1038\Rpt\_Docs\RE102\1038RE01-mjwgva.doc

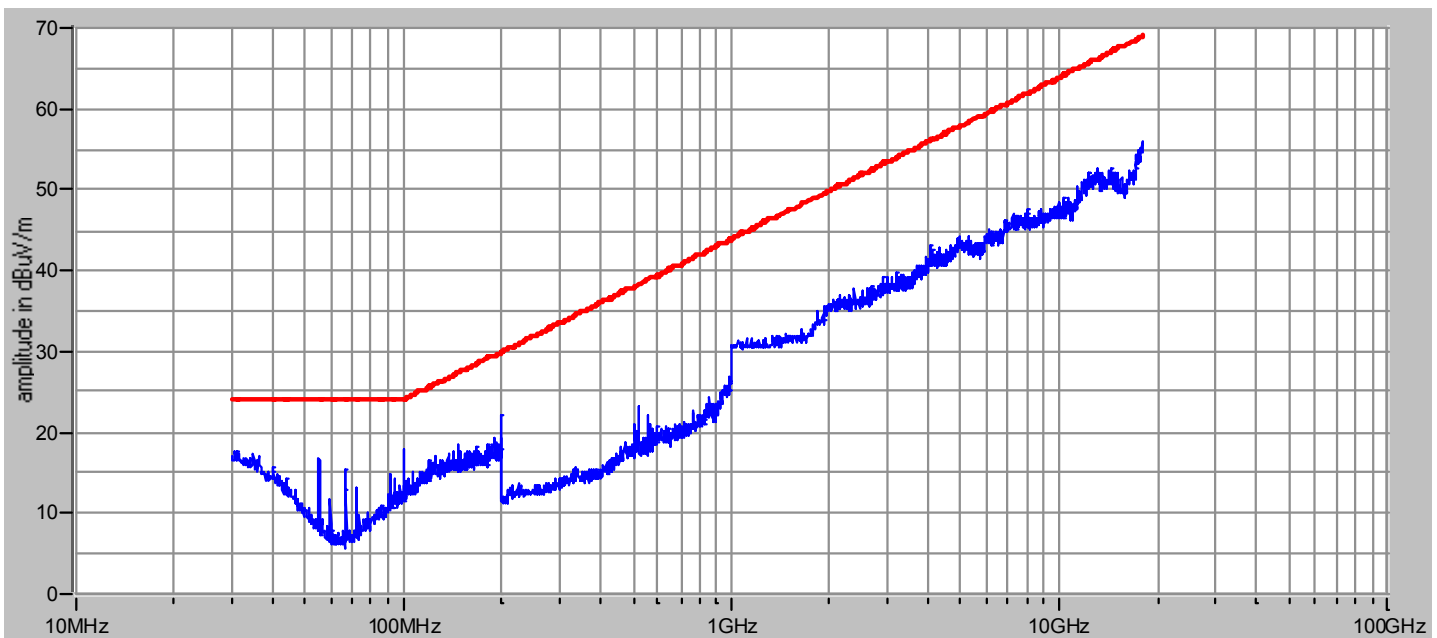
# RADIATED EMISSIONS



Test Report #: NC601038 Test Area: 3 FACE DEFINITION (TOP VIEW)  
 EUT Model #: MIL 1566-1720 Date: 4 April, 2006 T = Top U = Under Side  
 EUT Serial #: N/A EUT Power: 28 VDC Temperature: 22 °C  
 Test Method: Mil Std 461E RE102 Air Pressure: 98.9 kPa  
 Customer: Lind Electronic Design Relative Humidity: 26 %  
 EUT Description: DC/DC Converter Page: 11 of 13  
 Notes: 15 Volt DC Converter  
 Data File Name: 1038RE1a.dat Tabular Data File: 1038re01.tab



## Subreport Number: 8 of 10



EUT mode of operation : ambient  
 field polarity : horizontal

Tested by: Michael Westman  
 Printed

Signature

Reviewed by: Gerald V. Anderson  
 Printed

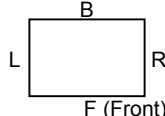
Signature

Mode of Operation Key	
#	Description
1	system check
2	ambient
3	fully operational
4	
5	

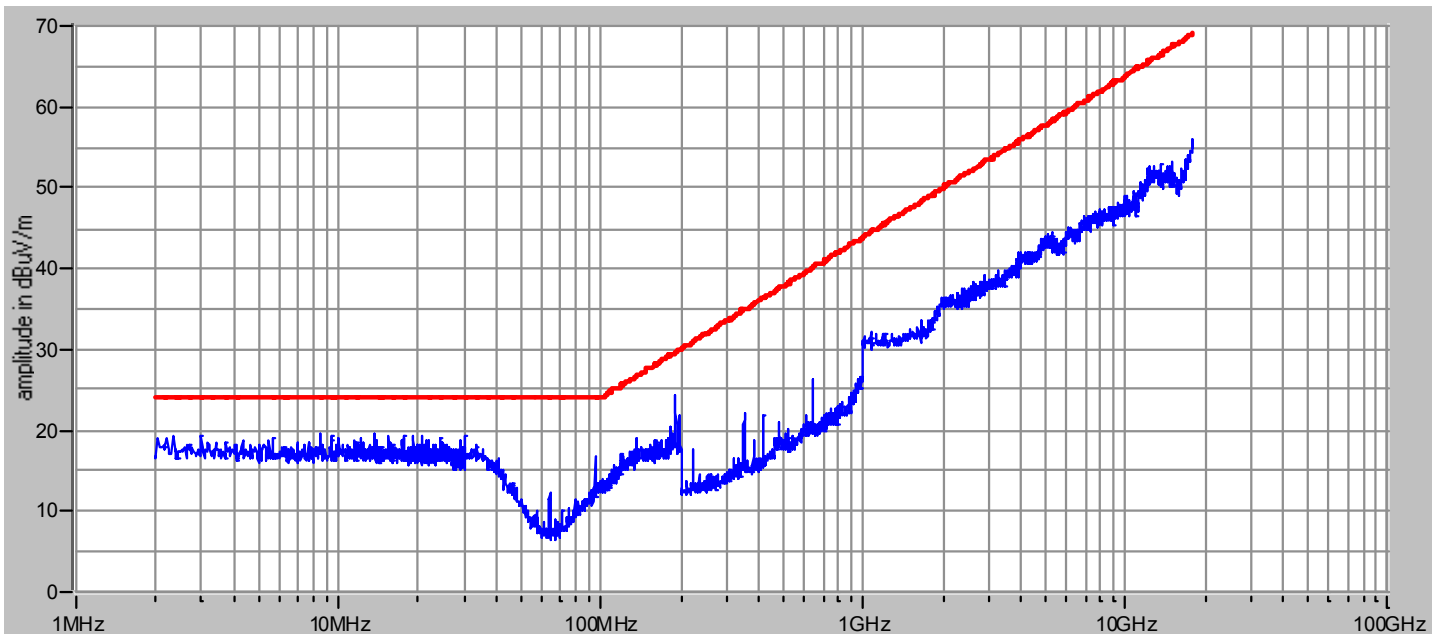
T:\10xx\1038\Rpt\_Docs\RE102\1038RE01-mjwgva.doc

# RADIATED EMISSIONS



Test Report #: NC601038 Test Area: 3 FACE DEFINITION (TOP VIEW)   
 EUT Model #: MIL 1566-1720 Date: 4 April, 2006 T = Top  
 U = Under Side  
 EUT Serial #: N/A EUT Power: 28 VDC Temperature: 22 °C  
 Test Method: Mil Std 461E RE102 Air Pressure: 98.9 kPa  
 Customer: Lind Electronic Design Relative Humidity: 26 %  
 EUT Description: DC/DC Converter Page: 12 of 13  
 Notes: 15 Volt DC Converter  
 Data File Name: 1038RE1a.dat Tabular Data File: 1038re01.tab

## Subreport Number: 9 of 10



EUT mode of operation : fully operational  
 field polarity : vertical

Tested by: Michael Westman  
 Printed

  
 Signature

Reviewed by: Gerald V. Anderson  
 Printed

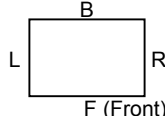
  
 Signature

Mode of Operation Key	
#	Description
1	system check
2	ambient
3	fully operational
4	
5	

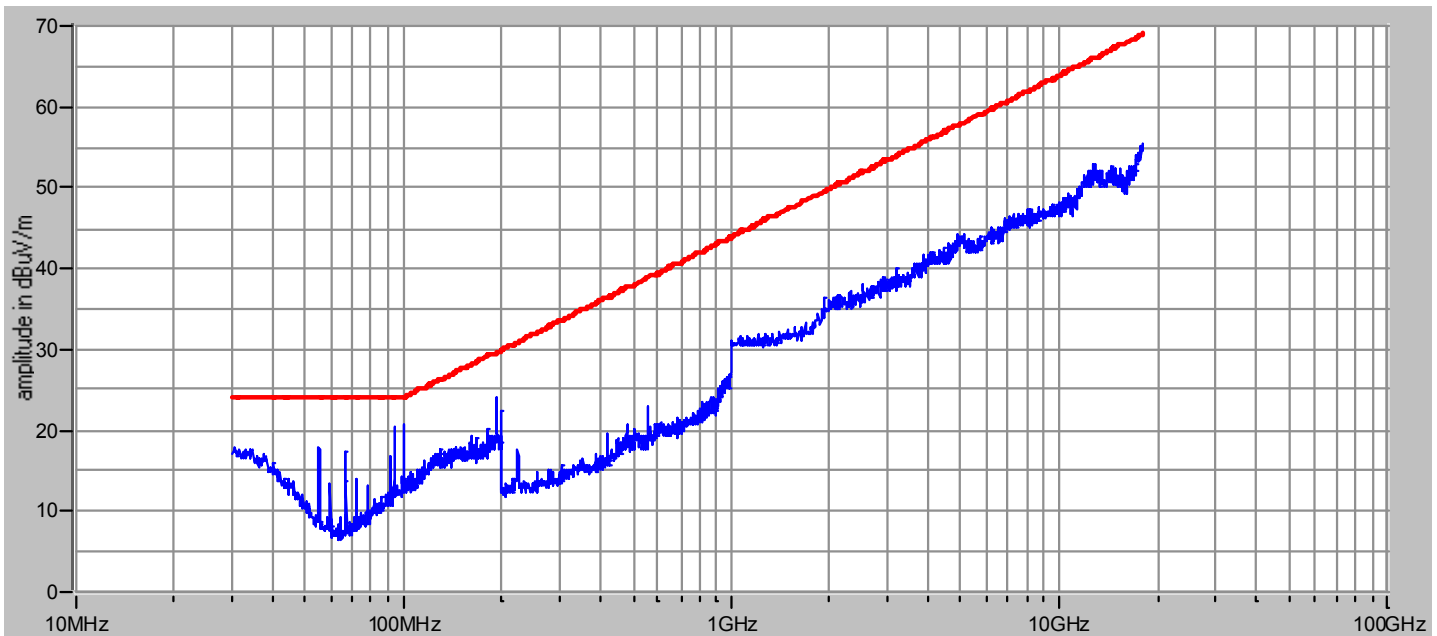
T:\10xx\1038\Rpt\_Docs\RE102\1038RE01-mjwgva.doc

# RADIATED EMISSIONS




Test Report #: NC601038 Test Area: 3 FACE DEFINITION (TOP VIEW)   
 EUT Model #: MIL 1566-1720 Date: 4 April, 2006 T = Top  
 EUT Serial #: N/A EUT Power: 28 VDC U = Under Side  
 Temperature: 22 °C  
 Test Method: Mil Std 461E RE102 Air Pressure: 98.9 kPa  
 Customer: Lind Electronic Design Relative Humidity: 26 %  
 EUT Description: DC/DC Converter Page: 13 of 13  
 Notes: 15 Volt DC Converter  
 Data File Name: 1038RE1a.dat Tabular Data File: 1038re01.tab

## Subreport Number: 10 of 10



EUT mode of operation : **fully operational**  
 field polarity : **horizontal**

Tested by: Michael Westman  
 Printed

  
 Signature

Reviewed by: Gerald V. Anderson  
 Printed

  
 Signature

Mode of Operation Key	
#	Description
1	system check
2	ambient
3	fully operational
4	
5	

T:\10xx\1038\Rpt\_Docs\RE102\1038RE01-mjwgva.doc



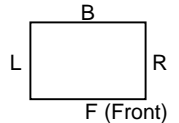
# RADIATED EMISSIONS



Test Report #: NC601038

Test Area: 3

FACE DEFINITION  
(TOP VIEW)



EUT Model #: MIL 2050-1719

Date: 4 April, 2006 and  
16 June, 2006

T = Top  
U = Under Side

EUT Serial #: N/A

EUT Power: 28 VDC

Temperature: 22 °C

Test Method: Mil Std 461E RE102

Air Pressure: 98.9 kPa

Customer: Lind Electronic Design

Relative Humidity: 26 %

EUT Description: DC/DC Converter

Page: 1 of 12

Notes: 20 Volt DC Converter. The 30-200 MHz Vertical scan, shown in Subreport 9, is from a retest on 16 June 2006 due to an incorrect support equipment setup on 04 April 2006.

Data File Name: 1038RE2b.dat

Tabular Data File: 1038re02b.tab

Frequency Range	Transducer Description (Type)	Mode of Operation (SEE KEY)	Field Polarity	Antenna Distance	EUT Face	Emission Type (NB / BB)	Remarks
Subreport Number: 1							
2.0 MHz - 30.0 MHz	ACTIVE ROD	1	V	1m	F	NB	
Subreport Number: 2							
2.0 MHz - 30.0 MHz	ACTIVE ROD	1	V	1m	F	NB	
Subreport Number: 3							
2.0 MHz - 30.0 MHz	ACTIVE ROD	1	V	1m	F	NB	
Subreport Number: 4							
30.0 MHz - 200.0 MHz	BICONICAL	1	V	1m	F	NB	
Subreport Number: 5							
200.0 MHz - 1.0 GHz	RIDGED GUIDE	1	V	1m	F	NB	
Subreport Number: 6							
6.0 GHz - 18.0 GHz	RIDGED GUIDE	1	V	1m	F	NB	
Subreport Number: 7							
2.0 MHz - 30.0 MHz	ACTIVE ROD	2	V	1m	F	NB	
30.0 MHz - 200.0 MHz	BICONICAL	2	V	1m	F	NB	
200.0 MHz - 1.0 GHz	RIDGED GUIDE	2	V	1m	F	NB	
1.0 GHz - 6.0 GHz	RIDGED GUIDE	2	V	1m	F	NB	
6.0 GHz - 18.0 GHz	RIDGED GUIDE	2	V	1m	F	NB	

Tested by: Michael Westman  
Printed

Signature

Reviewed by: Gerald V. Anderson  
Printed

Signature

Mode of Operation Key	
#	Description
1	system check
2	ambient
3	fully operational
4	
5	

G:\10xx\1038\Rpt\_Docs\RE102\not for report\1038RE02-mjwgva with SR9 retest.doc

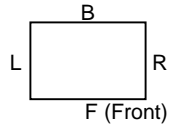
# RADIATED EMISSIONS



Test Report #: NC601038

Test Area: 3

FACE DEFINITION  
(TOP VIEW)



EUT Model #: MIL 2050-1719

Date: 4 April, 2006 and  
16 June, 2006

T = Top  
U = Under Side

EUT Serial #: N/A

EUT Power: 28 VDC

Temperature: 22 °C

Test Method: Mil Std 461E RE102

Air Pressure: 98.9 kPa

Customer: Lind Electronic Design

Relative Humidity: 26 %

EUT Description: DC/DC Converter

Page: 2 of 12

Notes: 20 Volt DC Converter. The 30-200 MHz Vertical scan, shown in Subreport 9, is from a retest on 16 June 2006 due to an incorrect support equipment setup on 04 April 2006.

Data File Name: 1038RE2b.dat

Tabular Data File: 1038re02b.tab

Frequency Range	Transducer Description (Type)	Mode of Operation (SEE KEY)	Field Polarity	Antenna Distance	EUT Face	Emission Type (NB / BB)	Remarks
<b>Subreport Number: 8</b>							
30.0 MHz - 200.0 MHz	BICONICAL	2	H	1m	F	NB	
200.0 MHz - 1.0 GHz	RIDGED GUIDE	2	H	1m	F	NB	
1.0 GHz - 6.0 GHz	RIDGED GUIDE	2	H	1m	F	NB	
6.0 GHz - 18.0 GHz	RIDGED GUIDE	2	H	1m	F	NB	
<b>Subreport Number: 9</b>							
2.0 MHz - 30.0 MHz	ACTIVE ROD	3	V	1m	F	NB	
30.0 MHz - 200.0 MHz	BICONICAL	3	V	1m	F	NB	16 June 2006 retest
200.0 MHz - 1.0 GHz	RIDGED GUIDE	3	V	1m	F	NB	
1.0 GHz - 6.0 GHz	RIDGED GUIDE	3	V	1m	F	NB	
6.0 GHz - 18.0 GHz	RIDGED GUIDE	3	V	1m	F	NB	
<b>Subreport Number: 10</b>							
30.0 MHz - 200.0 MHz	BICONICAL	3	H	1m	F	NB	
200.0 MHz - 1.0 GHz	RIDGED GUIDE	3	H	1m	F	NB	
1.0 GHz - 6.0 GHz	RIDGED GUIDE	3	H	1m	F	NB	
6.0 GHz - 18.0 GHz	RIDGED GUIDE	3	H	1m	F	NB	

Tested by: Michael Westman  
Printed

Signature

Reviewed by: Gerald V. Anderson  
Printed

Signature

Mode of Operation Key	
#	Description
1	system check
2	ambient
3	fully operational
4	
5	

G:\10xx\1038\Rpt\_Docs\RE102\1038RE02-mjwgva with SR9 retest.doc

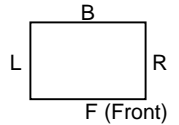
# RADIATED EMISSIONS



Test Report #: NC601038

Test Area: 3

FACE DEFINITION  
(TOP VIEW)



EUT Model #: MIL 2050-1719

Date: 4 April, 2006 and  
16 June, 2006

T = Top  
U = Under Side

EUT Serial #: N/A

EUT Power: 28 VDC

Temperature: 22 °C

Test Method: Mil Std 461E RE102

Air Pressure: 98.9 kPa

Customer: Lind Electronic Design

Relative Humidity: 26 %

EUT Description: DC/DC Converter

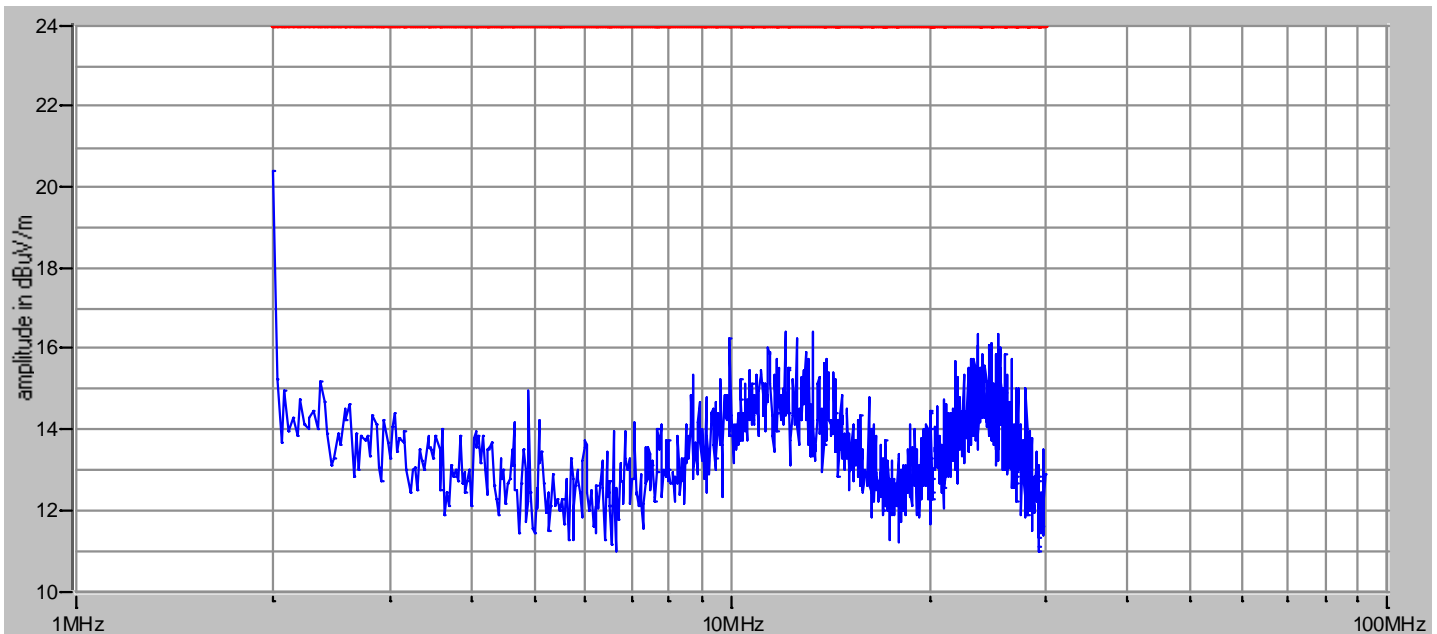
Page: 3 of 12

Notes: 20 Volt DC Converter. The 30-200 MHz Vertical scan, shown in Subreport 9, is from a retest on  
16 June 2006 due to an incorrect support equipment setup on 04 April 2006.

Data File Name: 1038RE2b.dat

Tabular Data File: 1038re02b.tab

## Subreport Number: 1 of 10



EUT mode of operation : system check at 2 MHz

Tested by: Michael Westman  
Printed

Signature

Mode of Operation Key	
#	Description
1	system check
2	ambient
3	fully operational
4	
5	

Reviewed by: Gerald V. Anderson  
Printed

Signature

G:\10xx\1038\Rpt\_Docs\RE102\not for report\1038RE02-mjwgva with SR9 retest.doc

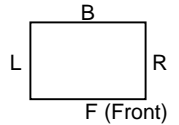
# RADIATED EMISSIONS



Test Report #: NC601038

Test Area: 3

FACE DEFINITION  
(TOP VIEW)



EUT Model #: MIL 2050-1719

Date: 4 April, 2006 and  
16 June, 2006

T = Top  
U = Under Side

EUT Serial #: N/A

EUT Power: 28 VDC

Temperature: 22 °C

Test Method: Mil Std 461E RE102

Air Pressure: 98.9 kPa

Customer: Lind Electronic Design

Relative Humidity: 26 %

EUT Description: DC/DC Converter

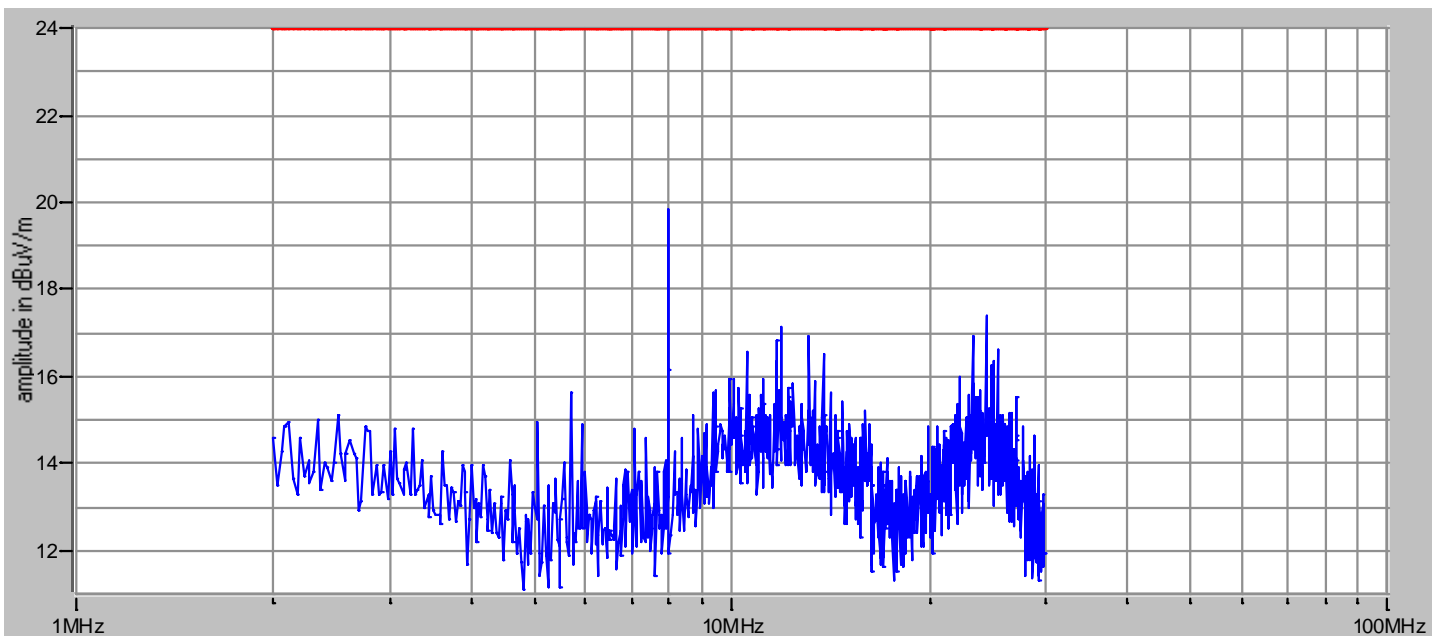
Page: 4 of 12

Notes: 20 Volt DC Converter. The 30-200 MHz Vertical scan, shown in Subreport 9, is from a retest on 16 June 2006 due to an incorrect support equipment setup on 04 April 2006.

Data File Name: 1038RE2b.dat

Tabular Data File: 1038re02b.tab

## Subreport Number: 2 of 10



EUT mode of operation : system check at 8 MHz

Tested by: Michael Westman  
Printed

Signature

Mode of Operation Key	
#	Description
1	system check
2	ambient
3	fully operational
4	
5	

Reviewed by: Gerald V. Anderson  
Printed

Signature

G:\10xx\1038\Rpt\_Docs\RE102\not for report\1038RE02-mjwgva with SR9 retest.doc

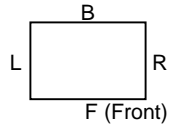
# RADIATED EMISSIONS



Test Report #: NC601038

Test Area: 3

FACE DEFINITION  
(TOP VIEW)



EUT Model #: MIL 2050-1719

Date: 4 April, 2006 and  
16 June, 2006

T = Top  
U = Under Side

EUT Serial #: N/A

EUT Power: 28 VDC

Temperature: 22 °C

Test Method: Mil Std 461E RE102

Air Pressure: 98.9 kPa

Customer: Lind Electronic Design

Relative Humidity: 26 %

EUT Description: DC/DC Converter

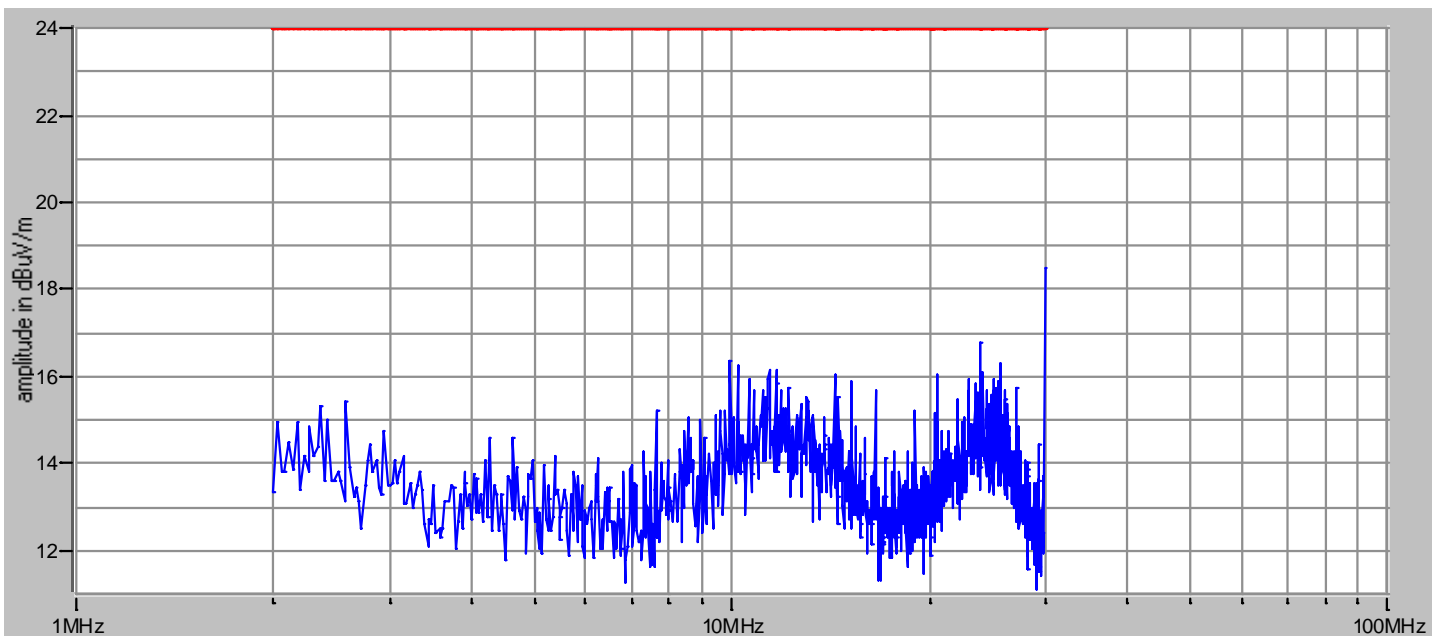
Page: 5 of 12

Notes: 20 Volt DC Converter. The 30-200 MHz Vertical scan, shown in Subreport 9, is from a retest on 16 June 2006 due to an incorrect support equipment setup on 04 April 2006.

Data File Name: 1038RE2b.dat

Tabular Data File: 1038re02b.tab

## Subreport Number: 3 of 10



EUT mode of operation : system check at 30 MHz

Tested by: Michael Westman  
Printed

Signature

Reviewed by: Gerald V. Anderson  
Printed

Signature

Mode of Operation Key	
#	Description
1	system check
2	ambient
3	fully operational
4	
5	

G:\10xx\1038\Rpt\_Docs\RE102\not for report\1038RE02-mjwgva with SR9 retest.doc

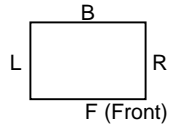
# RADIATED EMISSIONS



Test Report #: NC601038

Test Area: 3

FACE DEFINITION  
(TOP VIEW)



EUT Model #: MIL 2050-1719

Date: 4 April, 2006 and  
16 June, 2006

T = Top  
U = Under Side

EUT Serial #: N/A

EUT Power: 28 VDC

Temperature: 22 °C

Test Method: Mil Std 461E RE102

Air Pressure: 98.9 kPa

Customer: Lind Electronic Design

Relative Humidity: 26 %

EUT Description: DC/DC Converter

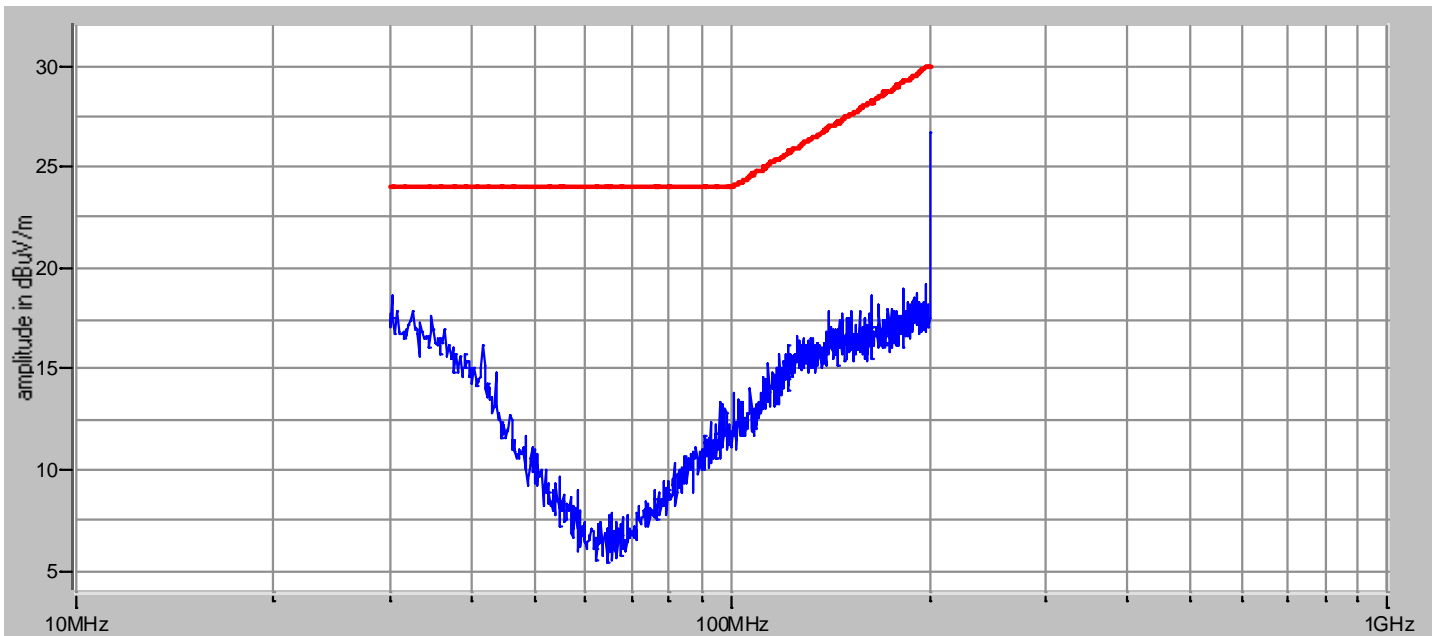
Page: 6 of 12

Notes: 20 Volt DC Converter. The 30-200 MHz Vertical scan, shown in Subreport 9, is from a retest on 16 June 2006 due to an incorrect support equipment setup on 04 April 2006.

Data File Name: 1038RE2b.dat

Tabular Data File: 1038re02b.tab

## Subreport Number: 4 of 10



EUT mode of operation : system check at 200 MHz

Tested by: Michael Westman  
Printed

Signature

Reviewed by: Gerald V. Anderson  
Printed

Signature

Mode of Operation Key	
#	Description
1	system check
2	ambient
3	fully operational
4	
5	

G:\10xx\1038\Rpt\_Docs\RE102\not for report\1038RE02-mjwgva with SR9 retest.doc

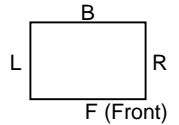
# RADIATED EMISSIONS



Test Report #: NC601038

Test Area: 3

FACE DEFINITION  
(TOP VIEW)



EUT Model #: MIL 2050-1719

Date: 4 April, 2006 and  
16 June, 2006

T = Top  
U = Under Side

EUT Serial #: N/A

EUT Power: 28 VDC

Temperature: 22 °C

Test Method: Mil Std 461E RE102

Air Pressure: 98.9 kPa

Customer: Lind Electronic Design

Relative Humidity: 26 %

EUT Description: DC/DC Converter

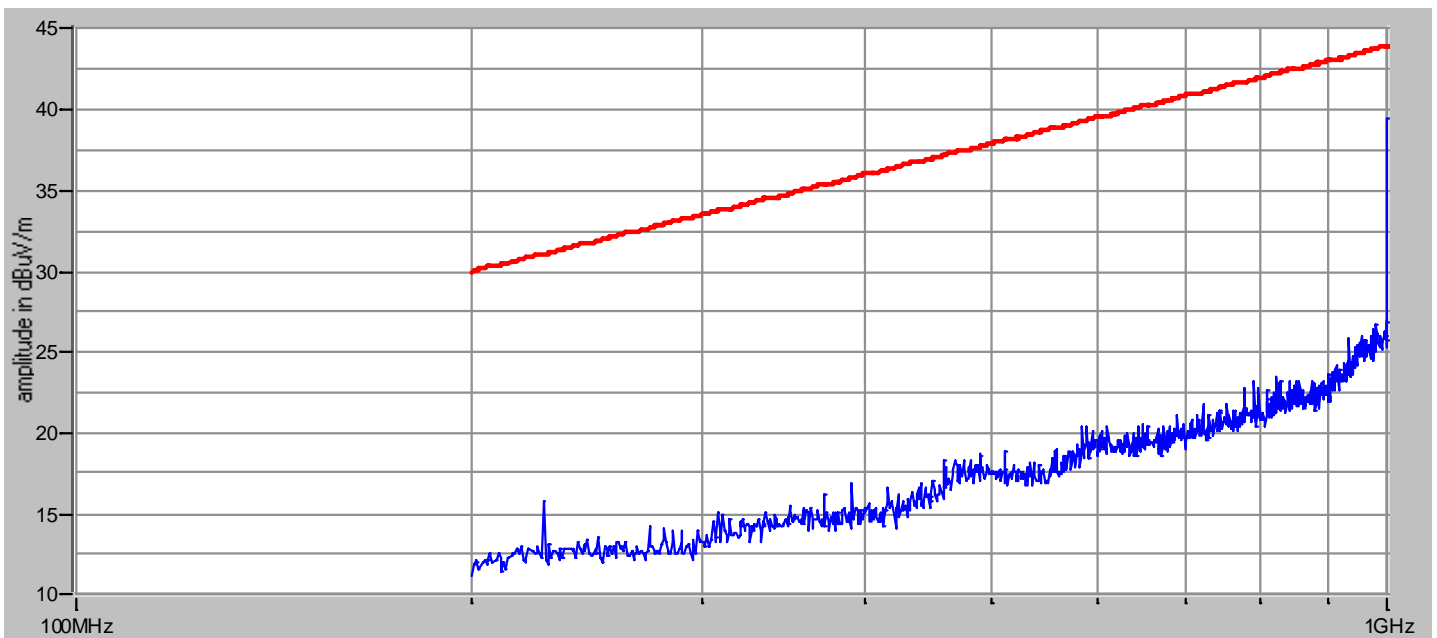
Page: 7 of 12

Notes: 20 Volt DC Converter. The 30-200 MHz Vertical scan, shown in Subreport 9, is from a retest on 16 June 2006 due to an incorrect support equipment setup on 04 April 2006.

Data File Name: 1038RE2b.dat

Tabular Data File: 1038re02b.tab

## Subreport Number: 5 of 10



EUT mode of operation : system check at 1 GHz

Tested by: Michael Westman  
Printed

Signature

Mode of Operation Key	
#	Description
1	system check
2	ambient
3	fully operational
4	
5	

Reviewed by: Gerald V. Anderson  
Printed

Signature

G:\10xx\1038\Rpt\_Docs\RE102\not for report\1038RE02-mjwgva with SR9 retest.doc



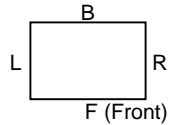
# RADIATED EMISSIONS



Test Report #: NC601038

Test Area: 3

FACE DEFINITION  
(TOP VIEW)



EUT Model #: MIL 2050-1719

Date: 4 April, 2006 and  
16 June, 2006

T = Top  
U = Under Side

EUT Serial #: N/A

EUT Power: 28 VDC

Temperature: 22 °C

Test Method: Mil Std 461E RE102

Air Pressure: 98.9 kPa

Customer: Lind Electronic Design

Relative Humidity: 26 %

EUT Description: DC/DC Converter

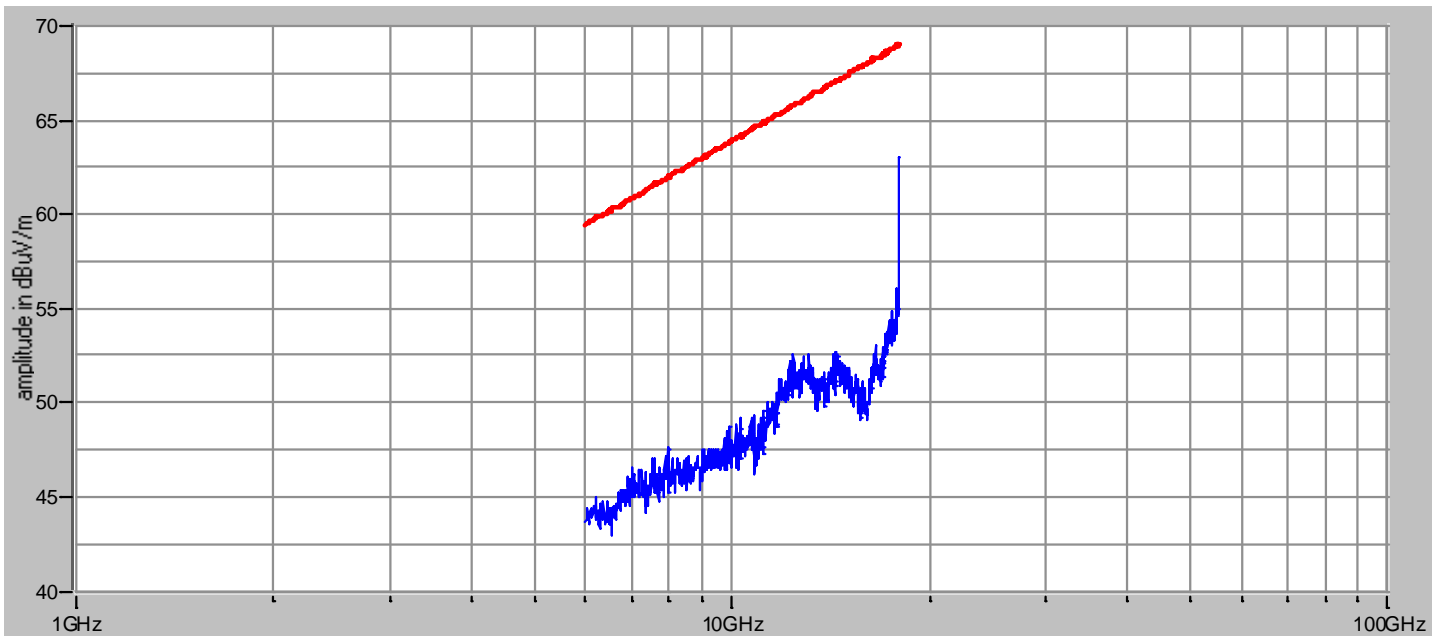
Page: 8 of 12

Notes: 20 Volt DC Converter. The 30-200 MHz Vertical scan, shown in Subreport 9, is from a retest on 16 June 2006 due to an incorrect support equipment setup on 04 April 2006.

Data File Name: 1038RE2b.dat

Tabular Data File: 1038re02b.tab

## Subreport Number: 6 of 10



EUT mode of operation : system check at 18 GHz

Tested by: Michael Westman  
Printed

*Michael Westman*  
Signature

Mode of Operation Key	
#	Description
1	system check
2	ambient
3	fully operational
4	
5	

Reviewed by: Gerald V. Anderson  
Printed

*Gerald V. Anderson*  
Signature

G:\10xx\1038\Rpt\_Docs\RE102\not for report\1038RE02-mjwgva with SR9 retest.doc

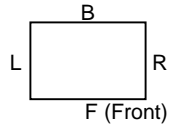
# RADIATED EMISSIONS



Test Report #: NC601038

Test Area: 3

FACE DEFINITION  
(TOP VIEW)



EUT Model #: MIL 2050-1719

Date: 4 April, 2006 and  
16 June, 2006

T = Top  
U = Under Side

EUT Serial #: N/A

EUT Power: 28 VDC

Temperature: 22 °C

Test Method: Mil Std 461E RE102

Air Pressure: 98.9 kPa

Customer: Lind Electronic Design

Relative Humidity: 26 %

EUT Description: DC/DC Converter

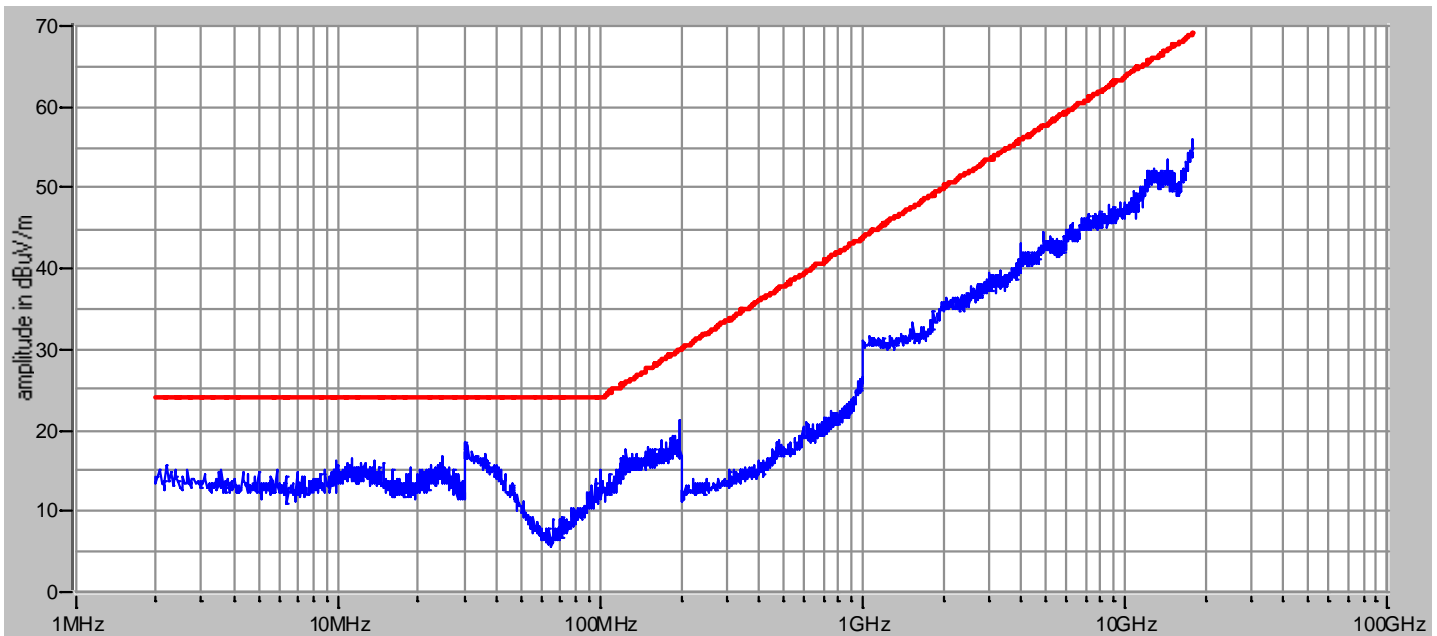
Page: 9 of 12

Notes: 20 Volt DC Converter. The 30-200 MHz Vertical scan, shown in Subreport 9, is from a retest on 16 June 2006 due to an incorrect support equipment setup on 04 April 2006.

Data File Name: 1038RE2b.dat

Tabular Data File: 1038re02b.tab

## Subreport Number: 7 of 10



EUT mode of operation : ambient  
field polarity : vertical

Tested by: Michael Westman  
Printed

Signature

Reviewed by: Gerald V. Anderson  
Printed

Signature

Mode of Operation Key	
#	Description
1	system check
2	ambient
3	fully operational
4	
5	

G:\10xx\1038\Rpt\_Docs\RE102\not for report\1038RE02-mjwgva with SR9 retest.doc

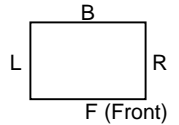
# RADIATED EMISSIONS



Test Report #: NC601038

Test Area: 3

FACE DEFINITION  
(TOP VIEW)



EUT Model #: MIL 2050-1719

Date: 4 April, 2006 and  
16 June, 2006

T = Top  
U = Under Side

EUT Serial #: N/A

EUT Power: 28 VDC

Temperature: 22 °C

Test Method: Mil Std 461E RE102

Air Pressure: 98.9 kPa

Customer: Lind Electronic Design

Relative Humidity: 26 %

EUT Description: DC/DC Converter

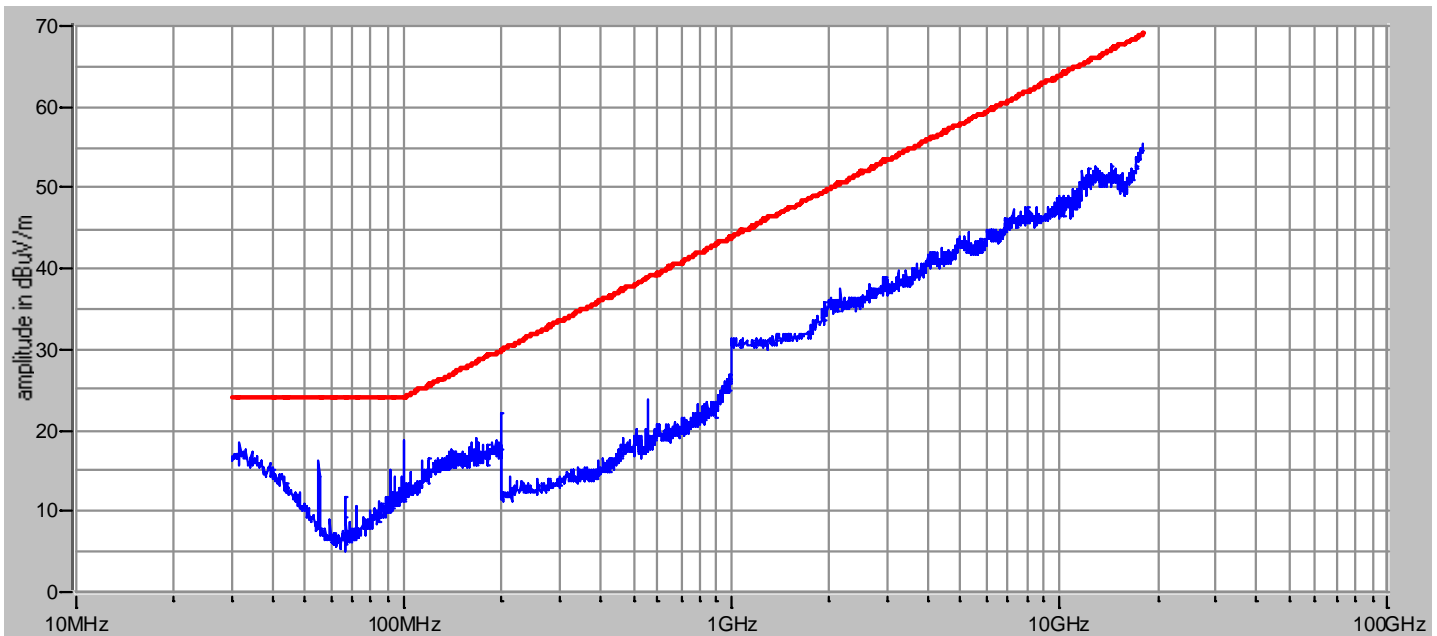
Page: 10 of 12

Notes: 20 Volt DC Converter. The 30-200 MHz Vertical scan, shown in Subreport 9, is from a retest on 16 June 2006 due to an incorrect support equipment setup on 04 April 2006.

Data File Name: 1038RE2b.dat

Tabular Data File: 1038re02b.tab

## Subreport Number: 8 of 10



EUT mode of operation : ambient  
field polarity : horizontal

Tested by: Michael Westman  
Printed

Signature

Reviewed by: Gerald V. Anderson  
Printed

Signature

Mode of Operation Key	
#	Description
1	system check
2	ambient
3	fully operational
4	
5	

G:\10xx\1038\Rpt\_Docs\RE102\not for report\1038RE02-mjwgva with SR9 retest.doc

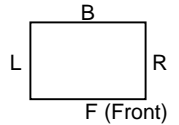
# RADIATED EMISSIONS



Test Report #: NC601038

Test Area: 3

FACE DEFINITION  
(TOP VIEW)



EUT Model #: MIL 2050-1719

Date: 4 April, 2006 and  
16 June, 2006

T = Top  
U = Under Side

EUT Serial #: N/A

EUT Power: 28 VDC

Temperature: 22 °C

Test Method: Mil Std 461E RE102

Air Pressure: 98.9 kPa

Customer: Lind Electronic Design

Relative Humidity: 26 %

EUT Description: DC/DC Converter

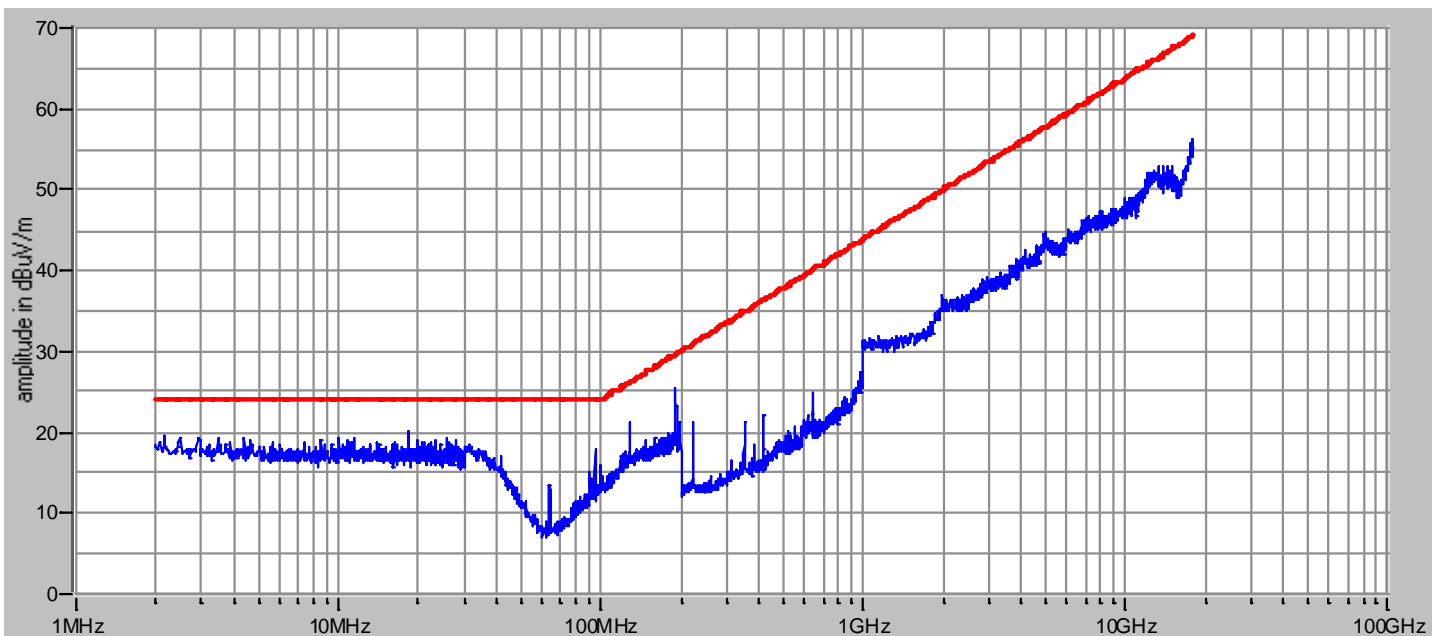
Page: 11 of 12

Notes: 20 Volt DC Converter. The 30-200 MHz Vertical scan, shown in Subreport 9, is from a retest on 16 June 2006 due to an incorrect support equipment setup on 04 April 2006.

Data File Name: 1038RE2b.dat

Tabular Data File: 1038re02b.tab

## Subreport Number: 9 of 10



EUT mode of operation : **fully operational**  
field polarity : **vertical**

Tested by: Michael Westman  
Printed

*Michael Westman*  
Signature

Reviewed by: Gerald V. Anderson  
Printed

*Gerald V. Anderson*  
Signature

Mode of Operation Key	
#	Description
1	system check
2	ambient
3	fully operational
4	
5	

G:\10xx\1038\Rpt\_Docs\RE102\not for report\1038RE02-mjwgva with SR9 retest.doc

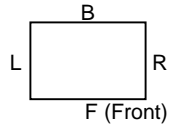
# RADIATED EMISSIONS



Test Report #: NC601038

Test Area: 3

FACE DEFINITION  
(TOP VIEW)



EUT Model #: MIL 2050-1719

Date: 4 April, 2006 and  
16 June, 2006

T = Top  
U = Under Side

EUT Serial #: N/A

EUT Power: 28 VDC

Temperature: 22 °C

Test Method: Mil Std 461E RE102

Air Pressure: 98.9 kPa

Customer: Lind Electronic Design

Relative Humidity: 26 %

EUT Description: DC/DC Converter

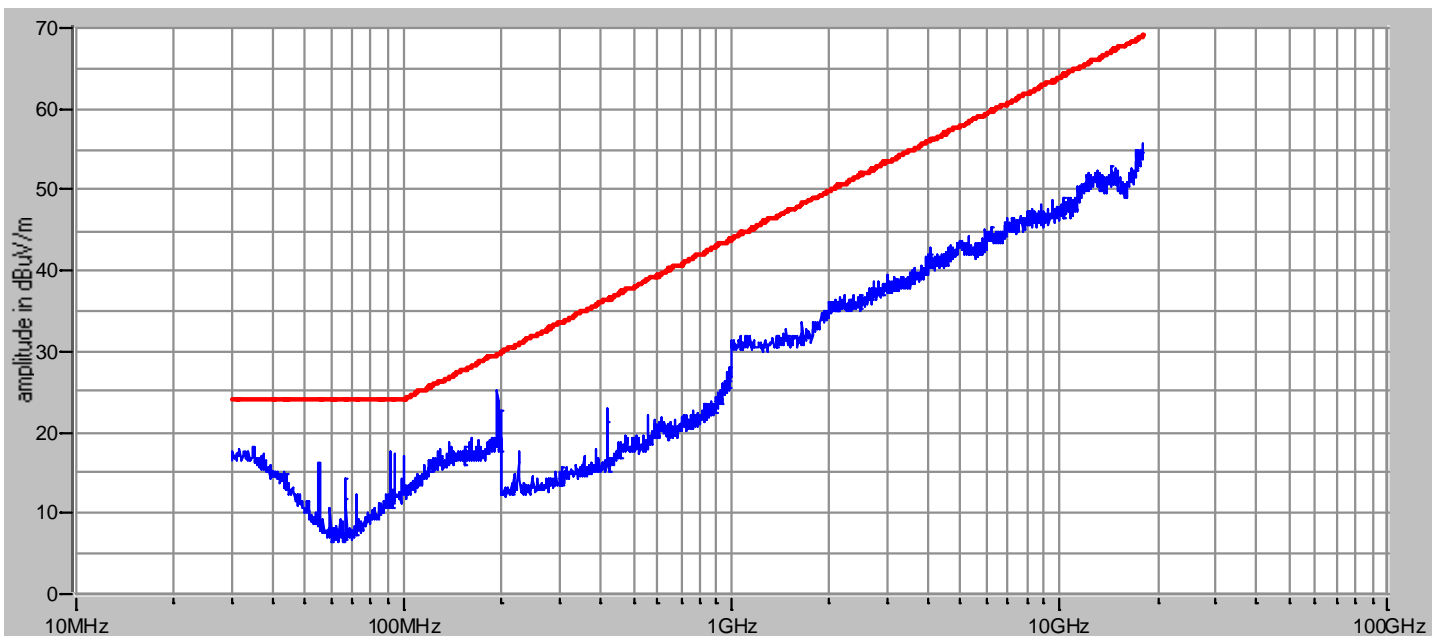
Page: 12 of 12

Notes: 20 Volt DC Converter. The 30-200 MHz Vertical scan, shown in Subreport 9, is from a retest on 16 June 2006 due to an incorrect support equipment setup on 04 April 2006.

Data File Name: 1038RE2b.dat

Tabular Data File: 1038re02b.tab

## Subreport Number: 10 of 10



EUT mode of operation : **fully operational**  
field polarity : **horizontal**

Tested by: Michael Westman  
Printed

Signature

Mode of Operation Key	
#	Description
1	system check
2	ambient
3	fully operational
4	
5	

Reviewed by: Gerald V. Anderson  
Printed

Signature

G:\10xx\1038\Rpt\_Docs\RE102\not for report\1038RE02-mjwgva with SR9 retest.doc

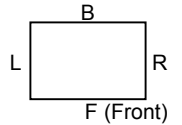
# RADIATED SUSCEPTIBILITY



Test Report #: NC601038

Test Area: 5

FACE DEFINITION  
(TOP VIEW)



EUT Model #: MIL 1566-1720

Date: 29 March 2006

T = Top  
U = Under Side

EUT Serial #: N/A

EUT Power: 28 VDC

Temperature: 22 °C

Test Method: MIL-STD 461E RS101

Air Pressure: 98.7 kPa

Customer: Lind Electronics Inc.

Relative Humidity: 19 %

EUT Description: DC/DC Converter

Page: 1 of 5

Notes: \_\_\_\_\_

TEST FREQUENCY (kHz)	TEST LEVEL (dBPT)	MODULATION TYPE (SEE KEY)	ANTENNA DISTANCE (CM)	DWELL TIME (SEC.)	STEP SIZE FREQ. % INCREASE	EUT FACE	COMPLIES		REMARKS
							YES	NO	
.03	183	1	5	1	2	X	✓		
↓	↓	↓	↓	↓	↓	↓	↓		
.12	183	↓	↓	↓	↓	↓	↓		
↓	↓	↓	↓	↓	↓	↓	↓		
10	146	↓	↓	↓	↓	↓	↓		
.03	183	1	5	1	2	Y	✓		
↓	↓	↓	↓	↓	↓	↓	↓		
.12	183	↓	↓	↓	↓	↓	↓		
↓	↓	↓	↓	↓	↓	↓	↓		
10	146	↓	↓	↓	↓	↓	↓		
.03	183	1	5	1	2	Z	✓		
↓	↓	↓	↓	↓	↓	↓	↓		
.12	183	↓	↓	↓	↓	↓	↓		
↓	↓	↓	↓	↓	↓	↓	↓		
10	146	↓	↓	↓	↓	↓	↓		

Tested by: David T. Schaefer  
Printed

*David Schaefer*  
Signature

Reviewed by: Gerald V. Anderson  
Printed

*Gerald V. Anderson*  
Signature

Modulation Key					
#	Type	Freq.	Shape	Duty	Depth
1	CW	None			
2	PM	1 kHz	Square	50%	100%
3					
4					
5					

T:\10xx\1038\Rpt\_Docs\RS101\1038RS101gva.doc

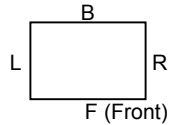
# RADIATED SUSCEPTIBILITY



Test Report #: NC601038

Test Area: 5

FACE DEFINITION  
(TOP VIEW)



EUT Model #: MIL 1566-1720

Date: 29 March 2006

T = Top  
U = Under Side

EUT Serial #: N/A

EUT Power: 28 VDC

Temperature: 22 °C

Test Method: MIL-STD 461E RS101

Air Pressure: 98.7 kPa

Customer: Lind Electronics Inc.

Relative Humidity: 19 %

EUT Description: DC/DC Converter

Page: 2 of 5

Notes: \_\_\_\_\_

TEST FREQUENCY (kHz)	TEST LEVEL (dBPT)	MODULATION TYPE (SEE KEY)	ANTENNA DISTANCE (CM)	DWELL TIME (SEC.)	STEP SIZE FREQ. % INCREASE	EUT FACE	COMPLIES		REMARKS
							YES	NO	
10	146	1	5	1	2	Z	✓		
↓	↓	↓	↓	↓	↓	↓	↓		
100	126	↓	↓	↓	↓	↓	↓		
10	146	1	5	1	2	Y	✓		
↓	↓	↓	↓	↓	↓	↓	↓		
100	126	↓	↓	↓	↓	↓	↓		
10	146	1	5	1	2	X	✓		
↓	↓	↓	↓	↓	↓	↓	↓		
100	126	↓	↓	↓	↓	↓	↓		

Tested by: David T. Schaefer  
Printed

*David Schaefer*  
Signature

Reviewed by: Gerald V. Anderson  
Printed

*Gerald V. Anderson*  
Signature

#	Type	Freq.	Shape	Duty	Depth
1	CW	None			
2	PM	1 kHz	Square	50%	100%
3					
4					
5					

T:\10xx\1038\Rpt\_Docs\RS101\1038RS101gva.doc



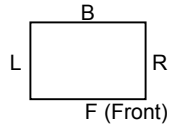
# RADIATED SUSCEPTIBILITY



Test Report #: NC601038

Test Area: 5

FACE DEFINITION  
(TOP VIEW)



EUT Model #: MIL 1566-1720

Date: 29 March 2006

T = Top  
U = Under Side

EUT Serial #: N/A

EUT Power: 28 VDC

Temperature: 22 °C

Test Method: MIL-STD 461E RS101

Air Pressure: 98.7 kPa

Customer: Lind Electronics Inc.

Relative Humidity: 19 %

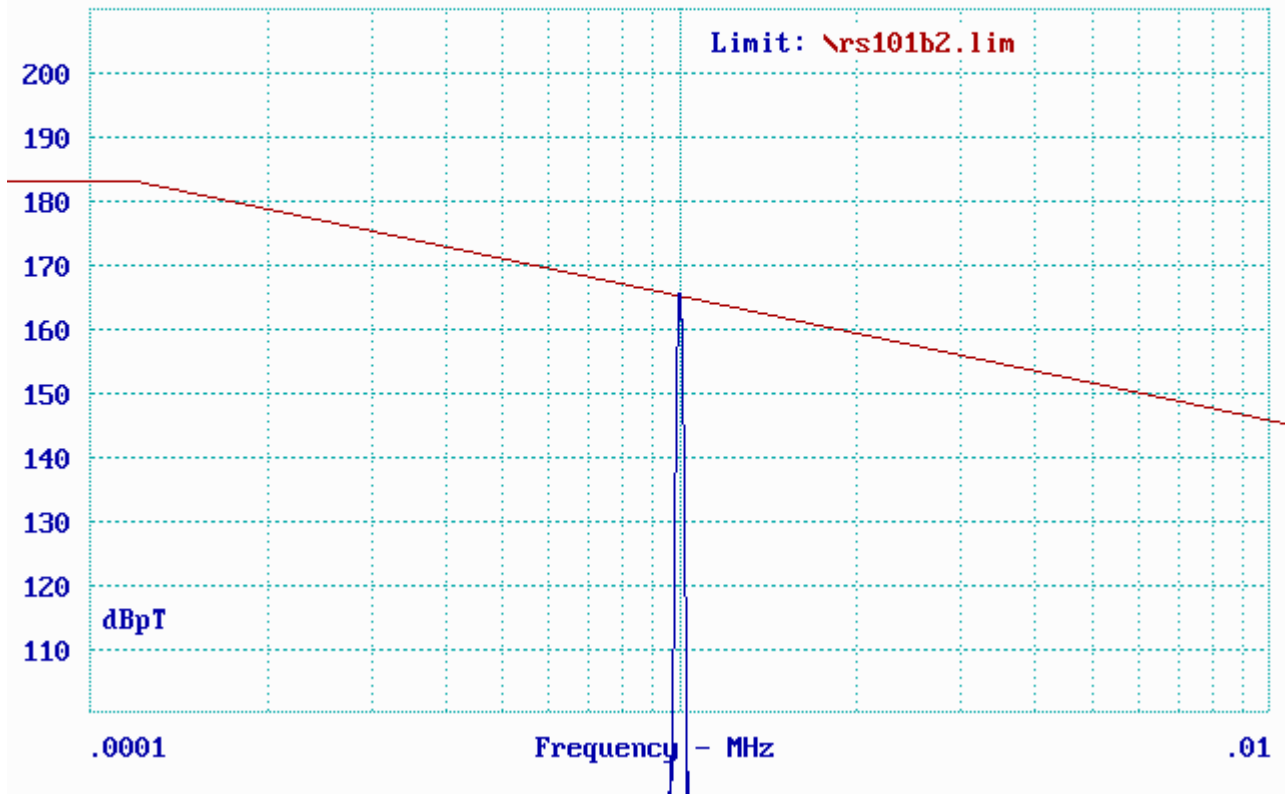
EUT Description: DC/DC Converter

Page: 3 of 5

Notes: \_\_\_\_\_  
\_\_\_\_\_

## RS101 System Check at 1 kHz

### Radiated Emissions



Tested by: David T. Schaefer  
Printed

*David Schaefer*  
Signature

Reviewed by: Gerald V. Anderson  
Printed

*Gerald V. Anderson*  
Signature

Modulation Key					
#	Type	Freq.	Shape	Duty	Depth
1	CW	None			
2	PM	1 kHz	Square	50%	100%
3					
4					
5					

T:\10xx\1038\Rpt\_Docs\RS101\1038RS101gva.doc

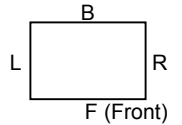
# RADIATED SUSCEPTIBILITY



Test Report #: NC601038

Test Area: 5

FACE DEFINITION  
(TOP VIEW)



EUT Model #: MIL 1566-1720

Date: 29 March 2006

T = Top  
U = Under Side

EUT Serial #: N/A

EUT Power: 28 VDC

Temperature: 22 °C

Test Method: MIL-STD 461E RS101

Air Pressure: 98.7 kPa

Customer: Lind Electronics Inc.

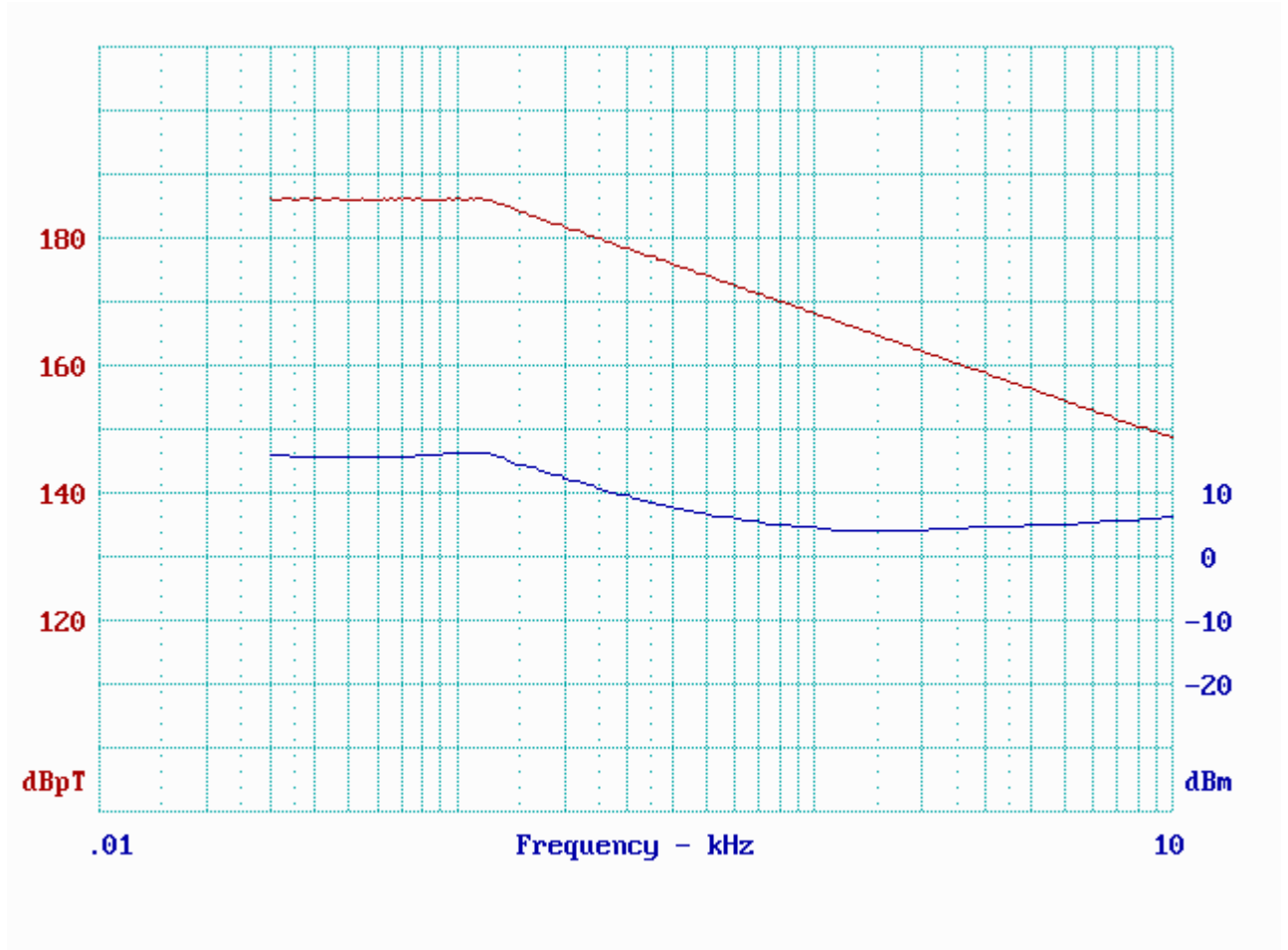
Relative Humidity: 19 %

EUT Description: DC/DC Converter

Page: 4 of 5

Notes: \_\_\_\_\_  
\_\_\_\_\_

30 Hz – 10 kHz RS101



Tested by: David T. Schaefer  
Printed

*David Schaefer*  
Signature

Reviewed by: Gerald V. Anderson  
Printed

*Gerald V. Anderson*  
Signature

Modulation Key					
#	Type	Freq.	Shape	Duty	Depth
1	CW	None			
2	PM	1 kHz	Square	50%	100%
3					
4					
5					

T:\10xx\1038\Rpt\_Docs\RS101\1038RS101gva.doc

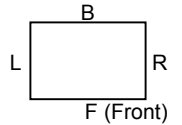
# RADIATED SUSCEPTIBILITY



Test Report #: NC601038

Test Area: 5

FACE DEFINITION  
(TOP VIEW)



EUT Model #: MIL 1566-1720

Date: 29 March 2006

T = Top  
U = Under Side

EUT Serial #: N/A

EUT Power: 28 VDC

Temperature: 22 °C

Test Method: MIL-STD 461E RS101

Air Pressure: 98.7 kPa

Customer: Lind Electronics Inc.

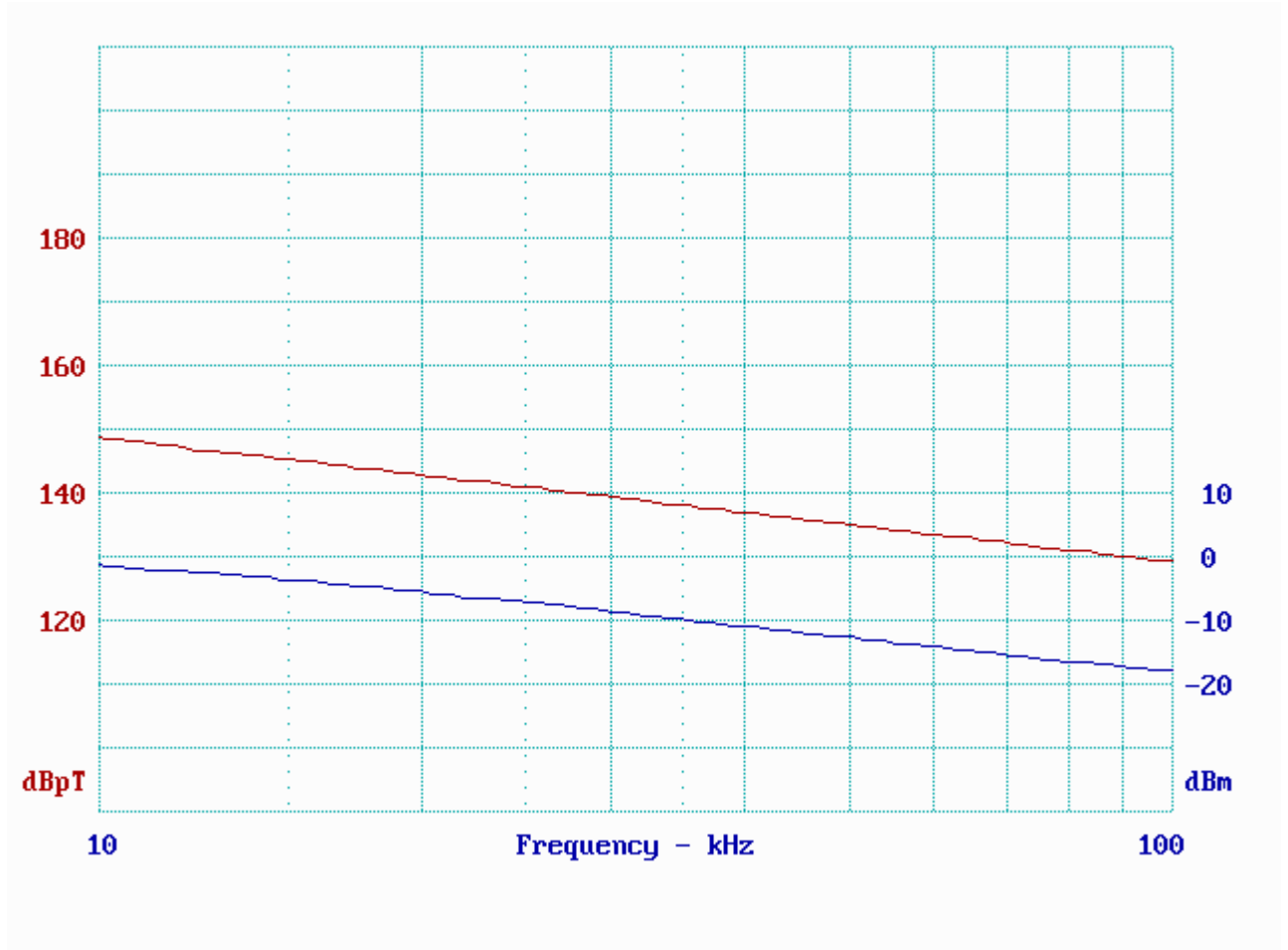
Relative Humidity: 19 %

EUT Description: DC/DC Converter

Page: 5 of 5

Notes: \_\_\_\_\_  
\_\_\_\_\_

10 kHz – 100 kHz RS101



Tested by: David T. Schaefer  
Printed

*David Schaefer*  
Signature

Reviewed by: Gerald V. Anderson  
Printed

*Gerald V. Anderson*  
Signature

Modulation Key					
#	Type	Freq.	Shape	Duty	Depth
1	CW	None			
2	PM	1 kHz	Square	50%	100%
3					
4					
5					

T:\10xx\1038\Rpt\_Docs\RS101\1038RS101gva.doc

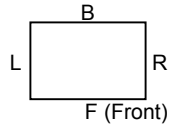
# RADIATED SUSCEPTIBILITY



Test Report #: NC601038

Test Area: 3

FACE DEFINITION  
(TOP VIEW)



EUT Model #: MIL 1566-1720

Date: 28 March, 2006

T = Top  
U = Under Side

EUT Serial #: N/A

EUT Power: 28 VDC

Temperature: 22 °C

Test Method: Mil Std 461E RS103

Air Pressure: 98.9 kPa

Customer: Lind Electronic Design

Relative Humidity: 18 %

EUT Description: DC/DC Converter

Page: 1 of 15

Notes: \_\_\_\_\_

TEST FREQUENCY (MHz)	TEST LEVEL (V/m)	MODULATION TYPE (SEE KEY)	FIELD POLARITY (H/V)	ANTENNA DISTANCE (METERS)	DWELL TIME (SEC.)	STEP SIZE FREQ. % INCREASE	EUT FACE	COMPLIES		REMARKS
								Yes	No	
200	200	2	H	1	3	.5	F	✓		
↓	↓	↓	↓	↓	↓	↓	↓	↓		
400	↓	↓	↓	↓	↓	↓	↓	↓		
200	200	2	V	1	3	.5	F	✓		
↓	↓	↓	↓	↓	↓	↓	↓	↓		
400	↓	↓	↓	↓	↓	↓	↓	↓		
400	200	2	H	1	3	.5	F	✓		
↓	↓	↓	↓	↓	↓	↓	↓	↓		
1000	↓	↓	↓	↓	↓	↓	↓	↓		
400	200	2	V	1	3	.5	F	✓		
↓	↓	↓	↓	↓	↓	↓	↓	↓		
1000	↓	↓	↓	↓	↓	↓	↓	↓		
1000	200	2	H	1	3	.1	F	✓		
↓	↓	↓	↓	↓	↓	↓	↓	↓		
2000	↓	↓	↓	↓	↓	↓	↓	↓		

Tested by: Michael Westman  
Printed

Signature

Reviewed by: Gerald V. Anderson  
Printed

Signature

Modulation Key					
#	Type	Freq.	Shape	Duty	Depth
1	CW	None			
2	PM	1 kHz	Square	50%	100%
3					
4					
5					

T:\10xx\1038\Rpt\_Docs\RS103\1038RS01-mjwgva.doc

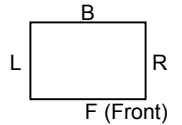
# RADIATED SUSCEPTIBILITY



Test Report #: NC601038

Test Area: 3

FACE DEFINITION  
(TOP VIEW)



EUT Model #: MIL 1566-1720

Date: 28 March, 2006

T = Top  
U = Under Side

EUT Serial #: N/A

EUT Power: 28 VDC

Temperature: 22 °C

Test Method: Mil Std 461E RS103

Air Pressure: 98.9 kPa

Customer: Lind Electronic Design

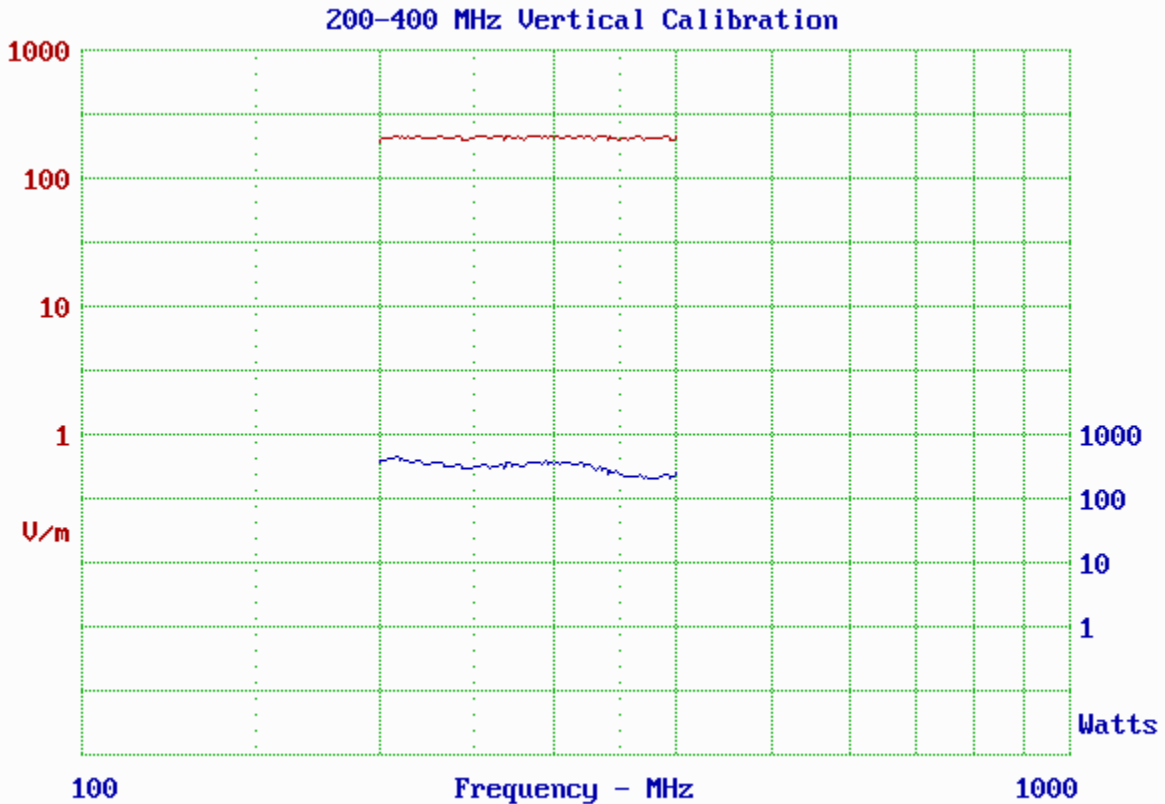
Relative Humidity: 18 %

EUT Description: DC/DC Converter

Page: 2 of 15

Notes: \_\_\_\_\_

200-400 MHz Vertical Calibration  
 [Backspace] to exit this screen    Field    Forward    Reflected



Tested by: Michael Westman  
 Printed

*[Signature]*  
 Signature

Reviewed by: Gerald V. Anderson  
 Printed

*[Signature]*  
 Signature

Modulation Key					
#	Type	Freq.	Shape	Duty	Depth
1	CW	None			
2	PM	1 kHz	Square	50%	100%
3					
4					
5					

T:\10xx\1038\Rpt\_Docs\RS103\1038RS01-mjwgva.doc

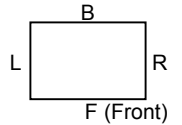
# RADIATED SUSCEPTIBILITY



Test Report #: NC601038

Test Area: 3

FACE DEFINITION  
(TOP VIEW)



EUT Model #: MIL 1566-1720

Date: 28 March, 2006

T = Top  
U = Under Side

EUT Serial #: N/A

EUT Power: 28 VDC

Temperature: 22 °C

Test Method: Mil Std 461E RS103

Air Pressure: 98.9 kPa

Customer: Lind Electronic Design

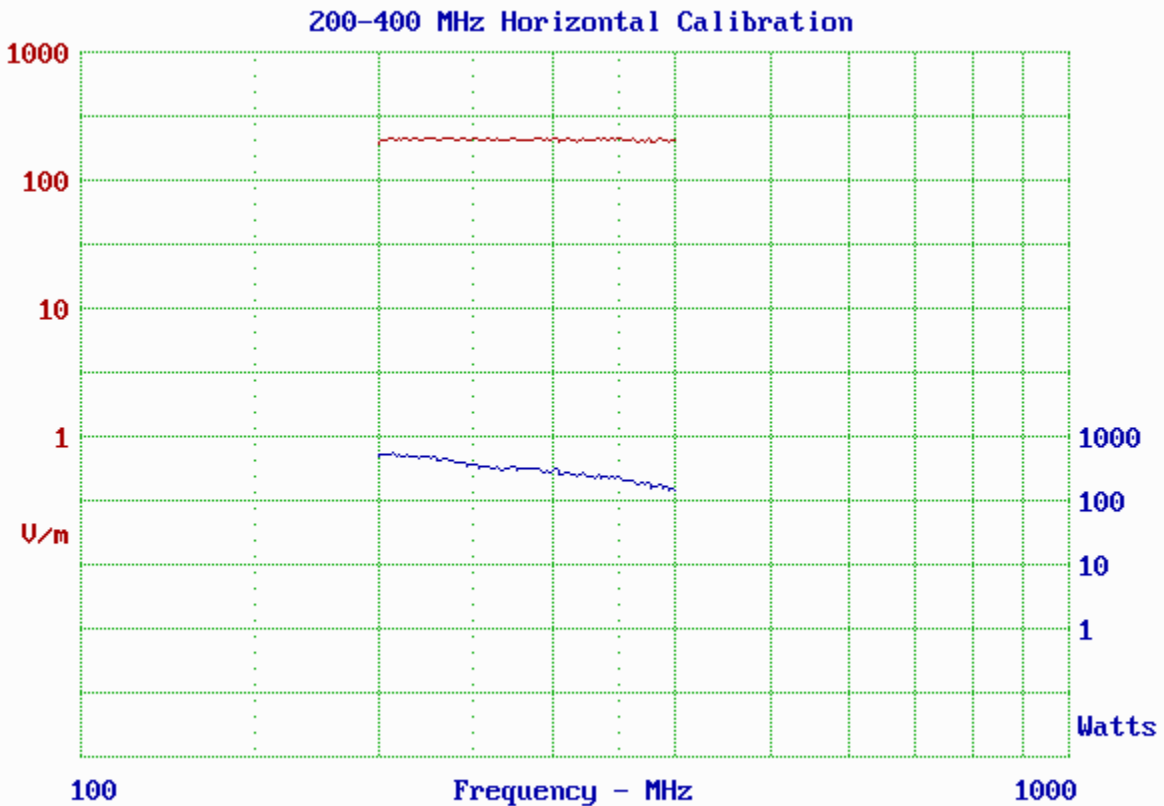
Relative Humidity: 18 %

EUT Description: DC/DC Converter

Page: 3 of 15

Notes: \_\_\_\_\_

200-400 MHz Horizontal Calibration  
 [Backspace] to exit this screen    Field    Forward    Reflected



Tested by: Michael Westman  
Printed

Signature

Reviewed by: Gerald V. Anderson  
Printed

Signature

Modulation Key					
#	Type	Freq.	Shape	Duty	Depth
1	CW	None			
2	PM	1 kHz	Square	50%	100%
3					
4					
5					

T:\10xx\1038\Rpt\_Docs\RS103\1038RS01-mjwgva.doc

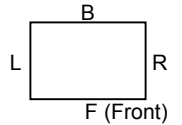
# RADIATED SUSCEPTIBILITY



Test Report #: NC601038

Test Area: 3

FACE DEFINITION  
(TOP VIEW)



EUT Model #: MIL 1566-1720

Date: 28 March, 2006

T = Top  
U = Under Side

EUT Serial #: N/A

EUT Power: 28 VDC

Temperature: 22 °C

Test Method: Mil Std 461E RS103

Air Pressure: 98.9 kPa

Customer: Lind Electronic Design

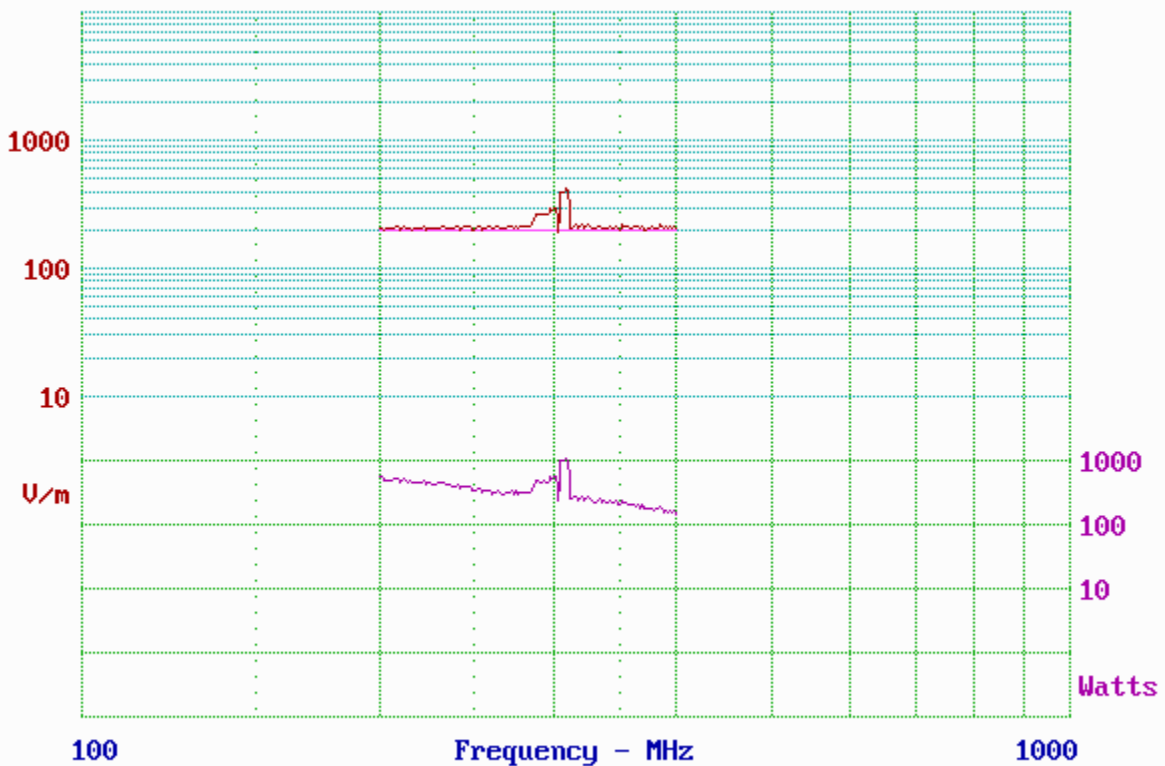
Relative Humidity: 18 %

EUT Description: DC/DC Converter

Page: 4 of 15

Notes: \_\_\_\_\_  
\_\_\_\_\_

200-400 MHz - Horizontal Polarity - SW  
[Backspace] to exit



Tested by: Michael Westman  
Printed

*Michael Westman*  
Signature

Reviewed by: Gerald V. Anderson  
Printed

*Gerald V. Anderson*  
Signature

Modulation Key					
#	Type	Freq.	Shape	Duty	Depth
1	CW	None			
2	PM	1 kHz	Square	50%	100%
3					
4					
5					

T:\10xx\1038\Rpt\_Docs\RS103\1038RS01-mjwgva.doc



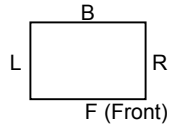
# RADIATED SUSCEPTIBILITY



Test Report #: NC601038

Test Area: 3

FACE DEFINITION  
(TOP VIEW)



EUT Model #: MIL 1566-1720

Date: 28 March, 2006

T = Top  
U = Under Side

EUT Serial #: N/A

EUT Power: 28 VDC

Temperature: 22 °C

Test Method: Mil Std 461E RS103

Air Pressure: 98.9 kPa

Customer: Lind Electronic Design

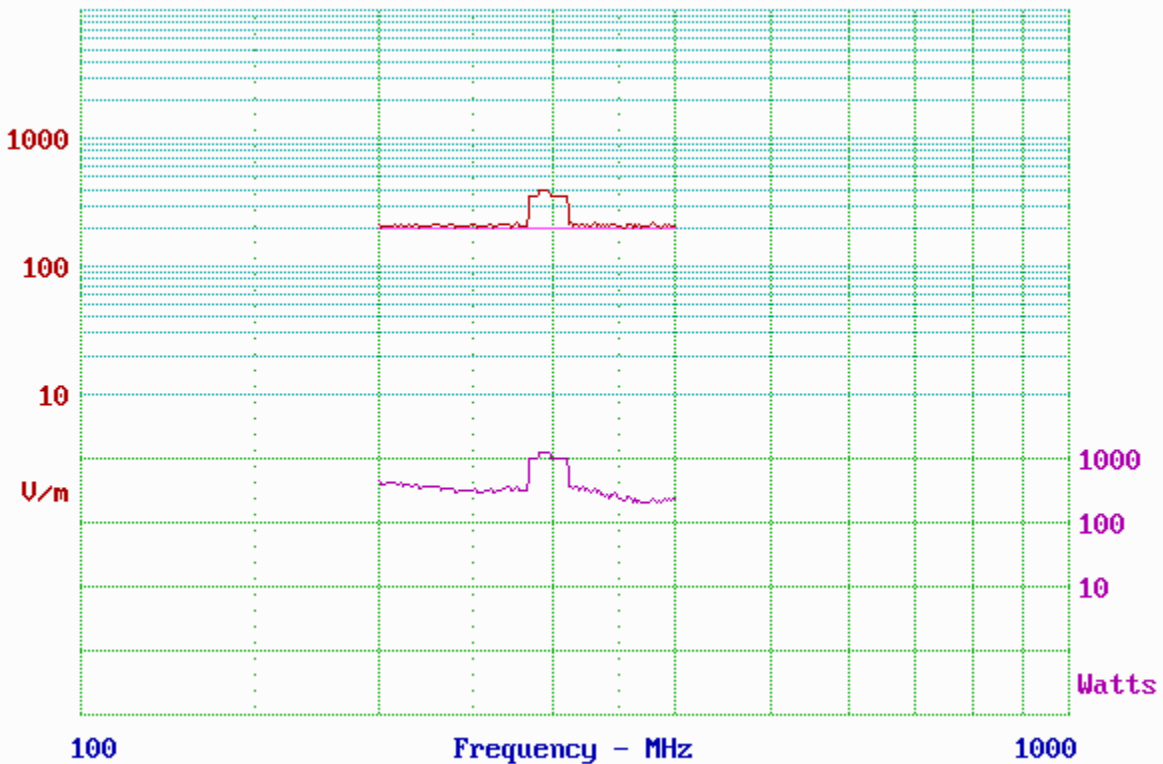
Relative Humidity: 18 %

EUT Description: DC/DC Converter

Page: 5 of 15

Notes: \_\_\_\_\_

200-400 MHz - Vertical Polarity - SW  
[Backspace] to exit



Tested by: Michael Westman  
Printed

*[Signature]*  
Signature

Reviewed by: Gerald V. Anderson  
Printed

*[Signature]*  
Signature

Modulation Key					
#	Type	Freq.	Shape	Duty	Depth
1	CW	None			
2	PM	1 kHz	Square	50%	100%
3					
4					
5					

T:\10xx\1038\Rpt\_Docs\RS103\1038RS01-mjwgva.doc

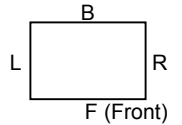
# RADIATED SUSCEPTIBILITY



Test Report #: NC601038

Test Area: 3

FACE DEFINITION  
(TOP VIEW)



EUT Model #: MIL 1566-1720

Date: 28 March, 2006

T = Top  
U = Under Side

EUT Serial #: N/A

EUT Power: 28 VDC

Temperature: 22 °C

Test Method: Mil Std 461E RS103

Air Pressure: 98.9 kPa

Customer: Lind Electronic Design

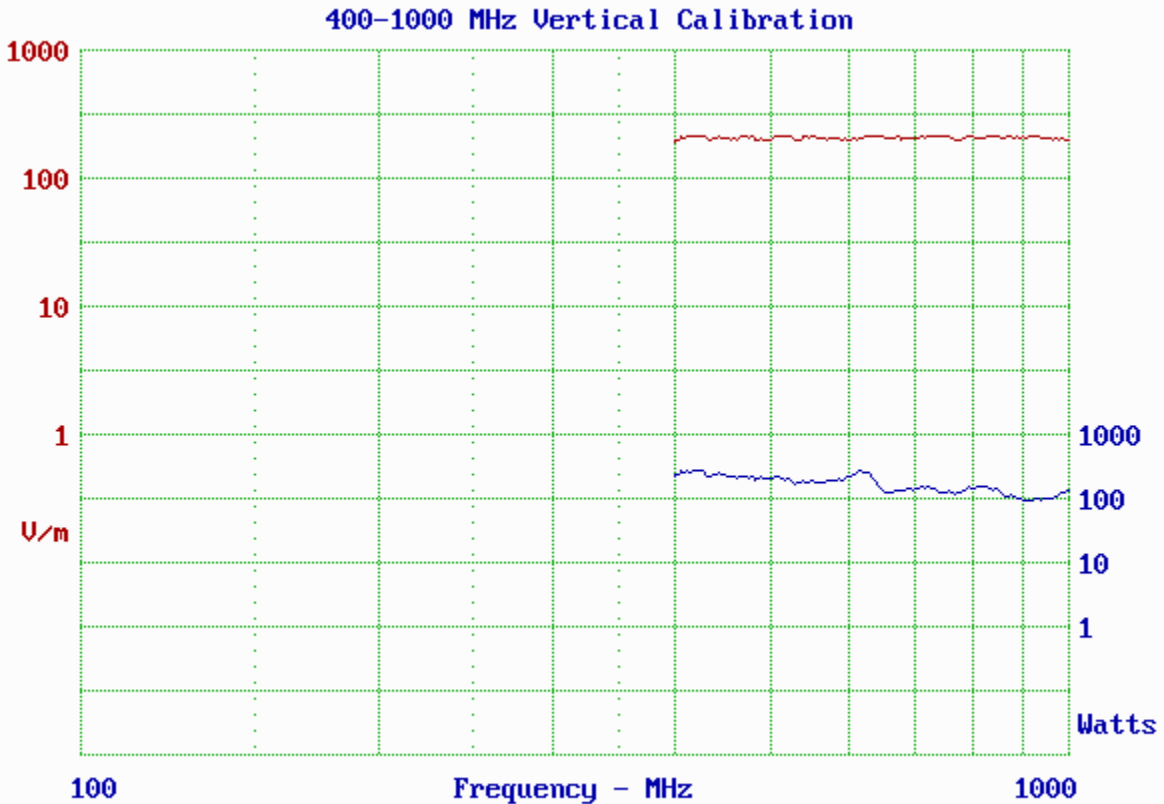
Relative Humidity: 18 %

EUT Description: DC/DC Converter

Page: 6 of 15

Notes: \_\_\_\_\_

400-1000 MHz Vertical Calibration  
 [Backspace] to exit this screen    Field    Forward    Reflected



Tested by: Michael Westman  
 Printed

*Michael Westman*  
 Signature

Reviewed by: Gerald V. Anderson  
 Printed

*Gerald V. Anderson*  
 Signature

Modulation Key					
#	Type	Freq.	Shape	Duty	Depth
1	CW	None			
2	PM	1 kHz	Square	50%	100%
3					
4					
5					

T:\10xx\1038\Rpt\_Docs\RS103\1038RS01-mjwgva.doc

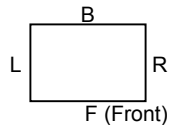
# RADIATED SUSCEPTIBILITY



Test Report #: NC601038

Test Area: 3

FACE DEFINITION  
(TOP VIEW)



EUT Model #: MIL 1566-1720

Date: 28 March, 2006

T = Top  
U = Under Side

EUT Serial #: N/A

EUT Power: 28 VDC

Temperature: 22 °C

Test Method: Mil Std 461E RS103

Air Pressure: 98.9 kPa

Customer: Lind Electronic Design

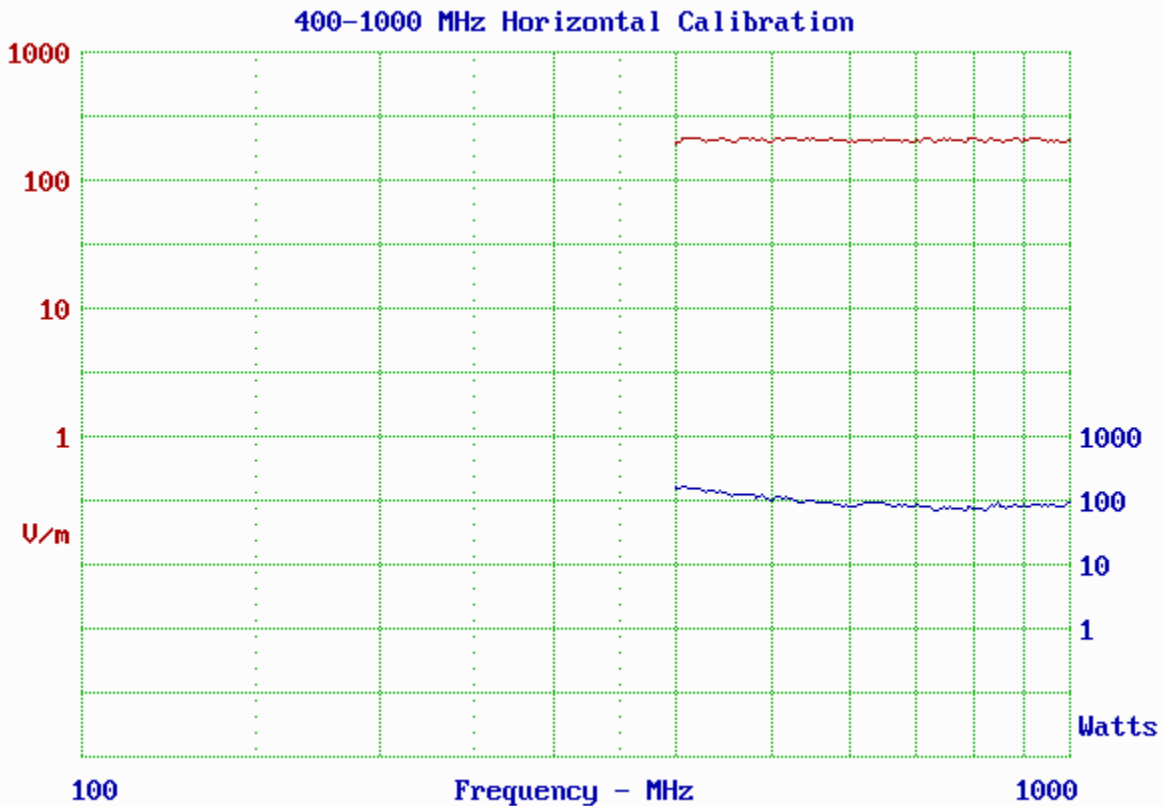
Relative Humidity: 18 %

EUT Description: DC/DC Converter

Page: 7 of 15

Notes: \_\_\_\_\_

400-1000 MHz Horizontal Calibration  
 [Backspace] to exit this screen **Field** **Forward** **Reflected**



Tested by: Michael Westman  
 Printed

*[Signature]*  
 Signature

Reviewed by: Gerald V. Anderson  
 Printed

*[Signature]*  
 Signature

Modulation Key					
#	Type	Freq.	Shape	Duty	Depth
1	CW	None			
2	PM	1 kHz	Square	50%	100%
3					
4					
5					

T:\10xx\1038\Rpt\_Docs\RS103\1038RS01-mjwgva.doc



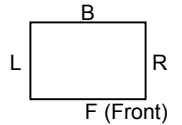
# RADIATED SUSCEPTIBILITY



Test Report #: NC601038

Test Area: 3

FACE DEFINITION  
(TOP VIEW)



EUT Model #: MIL 1566-1720

Date: 28 March, 2006

T = Top  
U = Under Side

EUT Serial #: N/A

EUT Power: 28 VDC

Temperature: 22 °C

Test Method: Mil Std 461E RS103

Air Pressure: 98.9 kPa

Customer: Lind Electronic Design

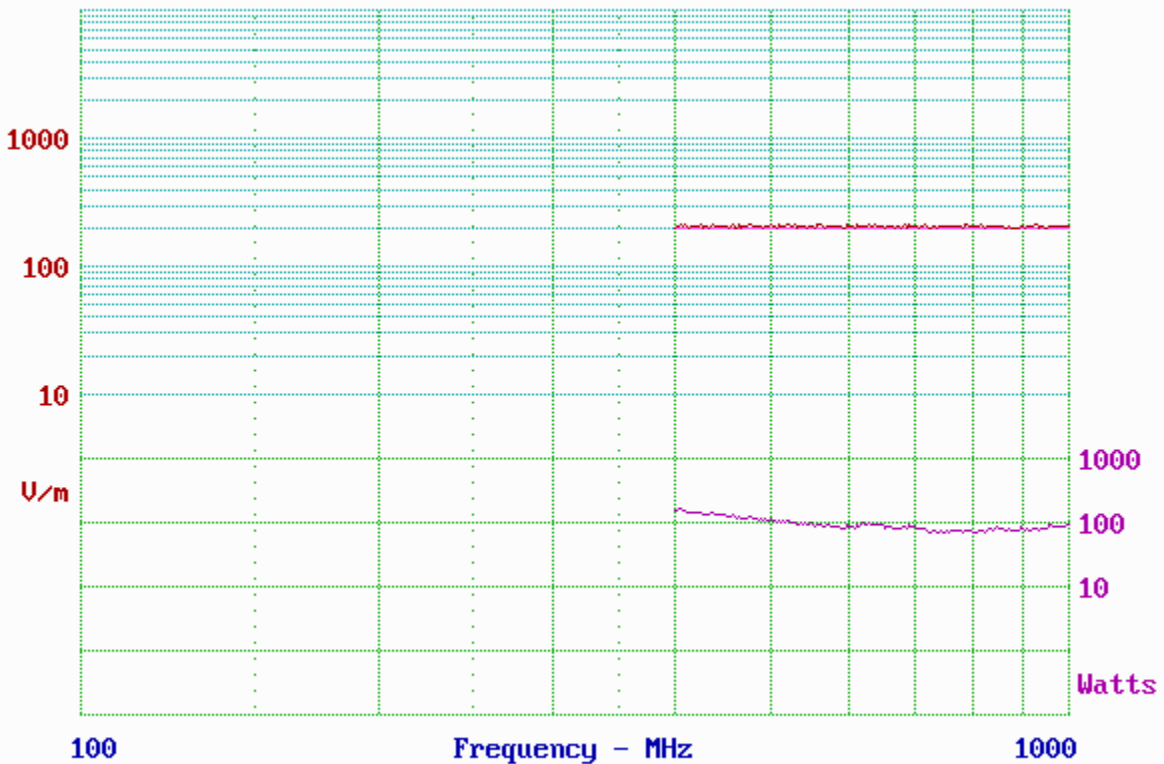
Relative Humidity: 18 %

EUT Description: DC/DC Converter

Page: 9 of 15

Notes: \_\_\_\_\_

400-1000 MHz - Horizontal Polarity - SW  
[Backspace] to exit



Tested by: Michael Westman  
Printed

Signature

Reviewed by: Gerald V. Anderson  
Printed

Signature

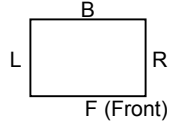
Modulation Key					
#	Type	Freq.	Shape	Duty	Depth
1	CW	None			
2	PM	1 kHz	Square	50%	100%
3					
4					
5					

T:\10xx\1038\Rpt\_Docs\RS103\1038RS01-mjwgva.doc

# RADIATED SUSCEPTIBILITY



FACE DEFINITION  
(TOP VIEW)



Test Report #: NC601038

Test Area: 3

EUT Model #: MIL 1566-1720

Date: 28 March, 2006

T = Top  
U = Under Side

EUT Serial #: N/A

EUT Power: 28 VDC

Temperature: 22 °C

Test Method: Mil Std 461E RS103

Air Pressure: 98.9 kPa

Customer: Lind Electronic Design

Relative Humidity: 18 %

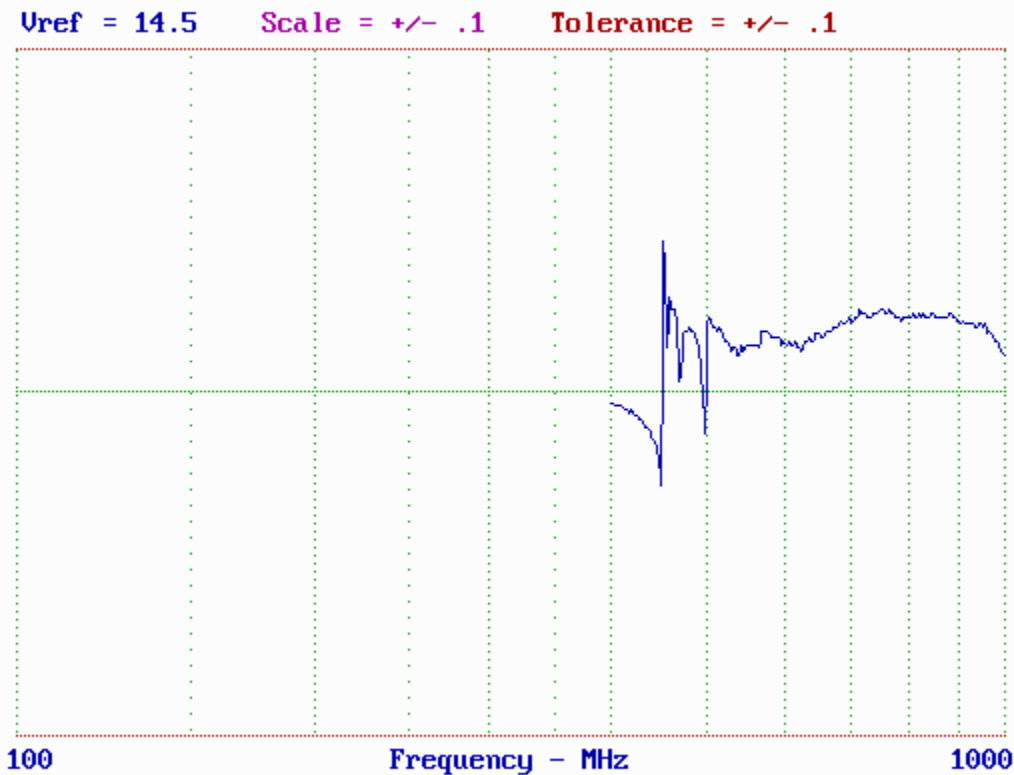
EUT Description: DC/DC Converter

Page: 10 of 15

Notes: \_\_\_\_\_  
\_\_\_\_\_

400-1000 MHz - Vertical Polarity - SW

**After copying graph to Clipboard, press [Backspace] to exit Graphics**



Tested by: Michael Westman  
Printed

Signature

Reviewed by: Gerald V. Anderson  
Printed

Signature

Modulation Key					
#	Type	Freq.	Shape	Duty	Depth
1	CW	None			
2	PM	1 kHz	Square	50%	100%
3					
4					
5					

T:\10xx\1038\Rpt\_Docs\RS103\1038RS01-mjwgva.doc

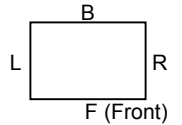
# RADIATED SUSCEPTIBILITY



Test Report #: NC601038

Test Area: 3

FACE DEFINITION  
(TOP VIEW)



EUT Model #: MIL 1566-1720

Date: 28 March, 2006

T = Top  
U = Under Side

EUT Serial #: N/A

EUT Power: 28 VDC

Temperature: 22 °C

Test Method: Mil Std 461E RS103

Air Pressure: 98.9 kPa

Customer: Lind Electronic Design

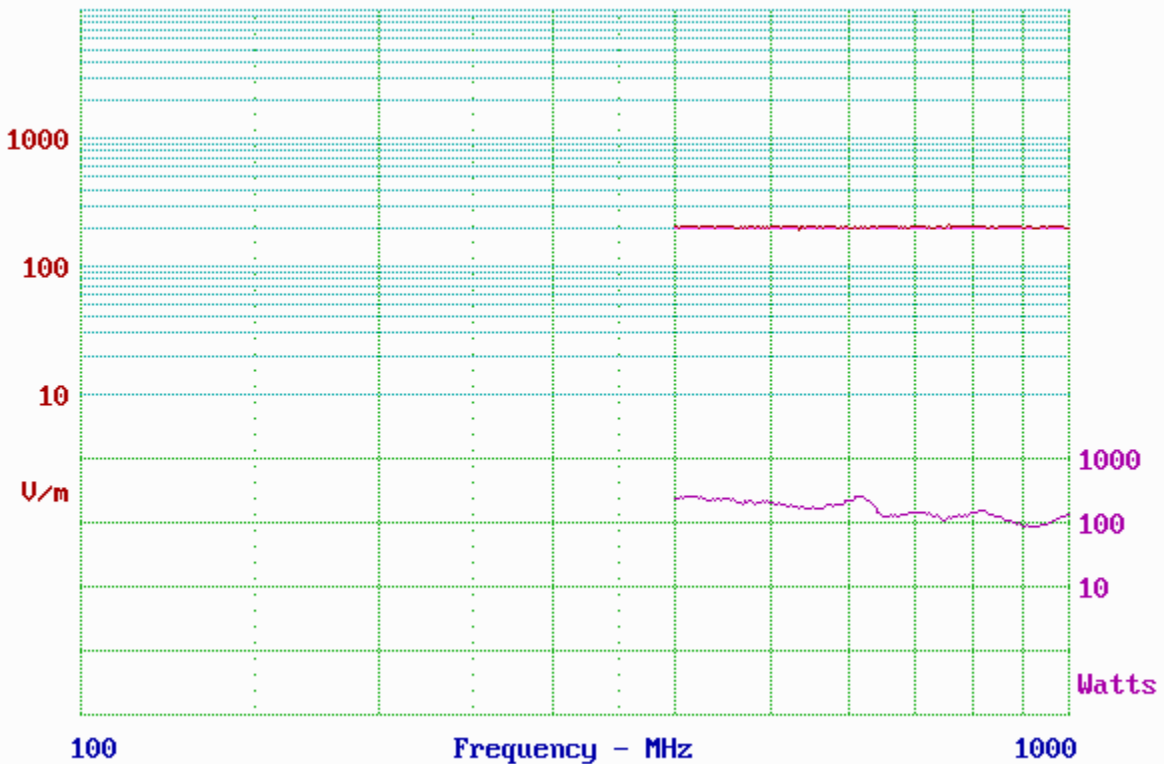
Relative Humidity: 18 %

EUT Description: DC/DC Converter

Page: 11 of 15

Notes: \_\_\_\_\_  
\_\_\_\_\_

400-1000 MHz - Vertical Polarity - SW  
[Backspace] to exit



Tested by: Michael Westman  
Printed

*Michael Westman*  
Signature

Reviewed by: Gerald V. Anderson  
Printed

*Gerald V. Anderson*  
Signature

Modulation Key					
#	Type	Freq.	Shape	Duty	Depth
1	CW	None			
2	PM	1 kHz	Square	50%	100%
3					
4					
5					

T:\10xx\1038\Rpt\_Docs\RS103\1038RS01-mjwgva.doc



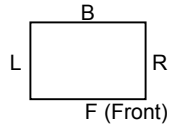
# RADIATED SUSCEPTIBILITY



Test Report #: NC601038

Test Area: 3

FACE DEFINITION  
(TOP VIEW)



EUT Model #: MIL 1566-1720

Date: 28 March, 2006

T = Top  
U = Under Side

EUT Serial #: N/A

EUT Power: 28 VDC

Temperature: 22 °C

Test Method: Mil Std 461E RS103

Air Pressure: 98.9 kPa

Customer: Lind Electronic Design

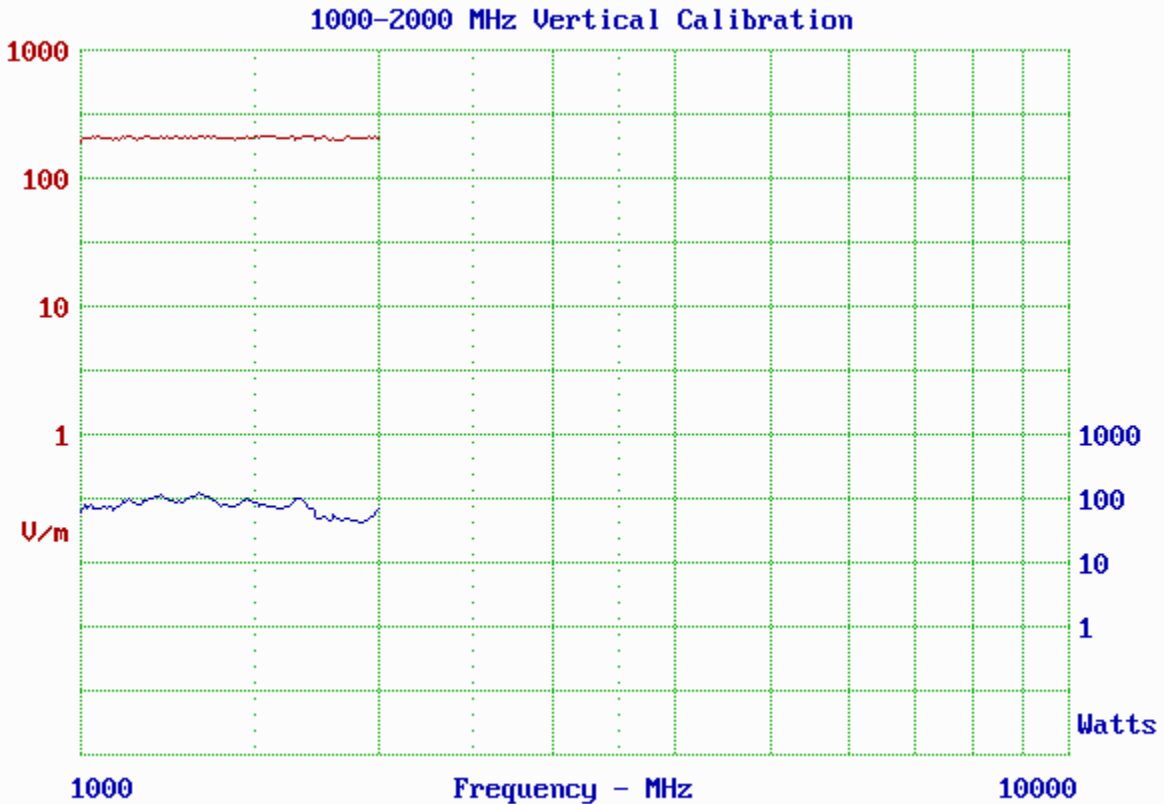
Relative Humidity: 18 %

EUT Description: DC/DC Converter

Page: 12 of 15

Notes: \_\_\_\_\_

1000-2000 MHz Vertical Calibration  
 [Backspace] to exit this screen    Field    Forward    Reflected



Tested by: Michael Westman  
 Printed

*[Signature]*  
 Signature

Reviewed by: Gerald V. Anderson  
 Printed

*[Signature]*  
 Signature

Modulation Key					
#	Type	Freq.	Shape	Duty	Depth
1	CW	None			
2	PM	1 kHz	Square	50%	100%
3					
4					
5					

T:\10xx\1038\Rpt\_Docs\RS103\1038RS01-mjwgva.doc

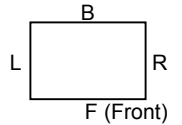
# RADIATED SUSCEPTIBILITY



Test Report #: NC601038

Test Area: 3

FACE DEFINITION  
(TOP VIEW)



EUT Model #: MIL 1566-1720

Date: 28 March, 2006

T = Top  
U = Under Side

EUT Serial #: N/A

EUT Power: 28 VDC

Temperature: 22 °C

Test Method: Mil Std 461E RS103

Air Pressure: 98.9 kPa

Customer: Lind Electronic Design

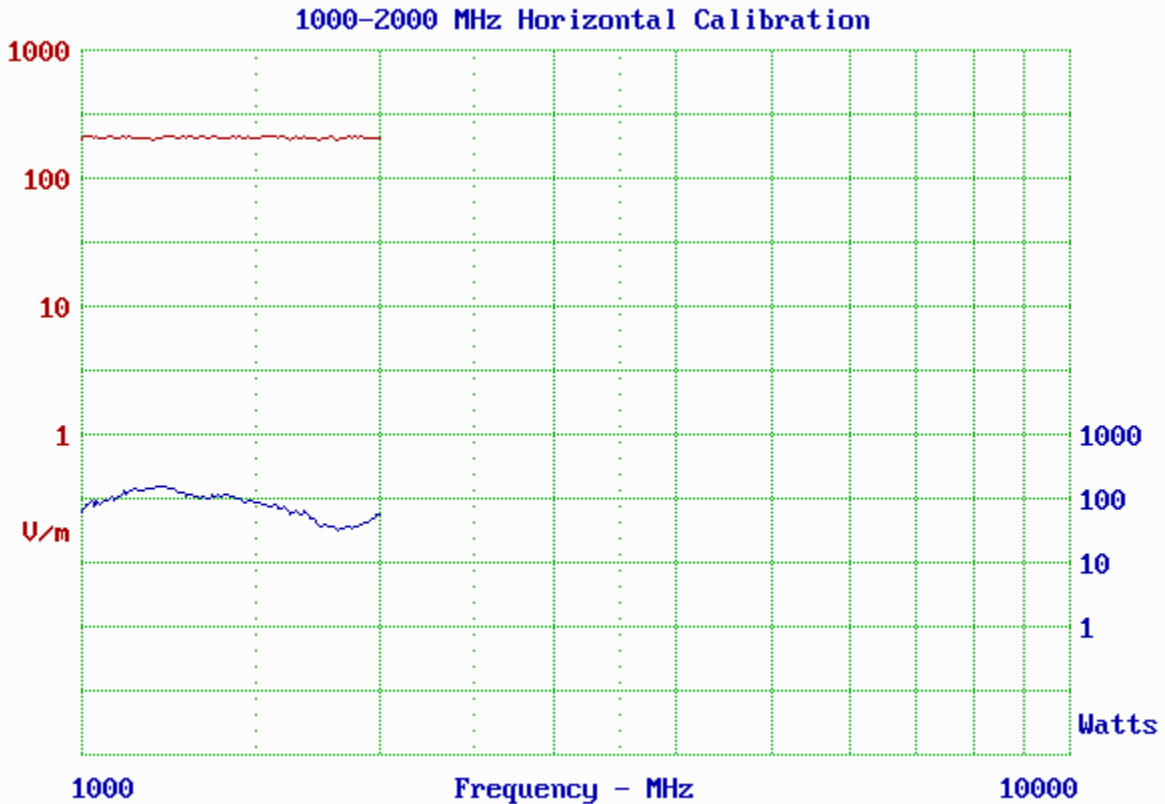
Relative Humidity: 18 %

EUT Description: DC/DC Converter

Page: 13 of 15

Notes: \_\_\_\_\_

1000-2000 MHz Horizontal Calibration  
 [Backspace] to exit this screen **Field** **Forward** **Reflected**



Tested by: Michael Westman  
 Printed

*[Signature]*  
 Signature

Reviewed by: Gerald V. Anderson  
 Printed

*[Signature]*  
 Signature

Modulation Key					
#	Type	Freq.	Shape	Duty	Depth
1	CW	None			
2	PM	1 kHz	Square	50%	100%
3					
4					
5					

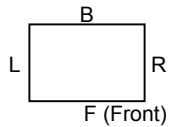
T:\10xx\1038\Rpt\_Docs\RS103\1038RS01-mjwgva.doc

# RADIATED SUSCEPTIBILITY



Test Report #: NC601038 Test Area: 3  
 EUT Model #: MIL 1566-1720 Date: 28 March, 2006  
 EUT Serial #: N/A EUT Power: 28 VDC Temperature: 22 °C  
 Test Method: Mil Std 461E RS103 Air Pressure: 98.9 kPa  
 Customer: Lind Electronic Design Relative Humidity: 18 %  
 EUT Description: DC/DC Converter Page: 14 of 15

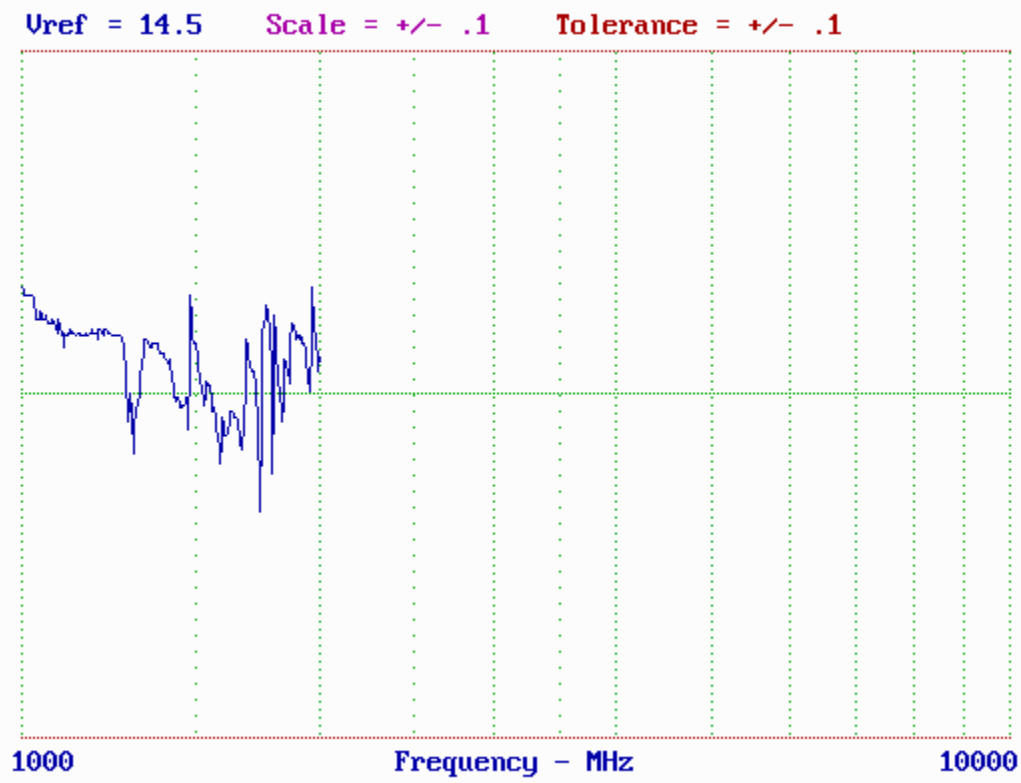
FACE DEFINITION  
(TOP VIEW)



T = Top  
U = Under Side

Notes: \_\_\_\_\_

1000-2000 MHz - Horizontal Polarity - SW  
**After copying graph to Clipboard, press [Backspace] to exit Graphics**



Modulation Key					
#	Type	Freq.	Shape	Duty	Depth
1	CW	None			
2	PM	1 kHz	Square	50%	100%
3					
4					
5					

Tested by: Michael Westman  
Printed

*Michael Westman*  
Signature

Reviewed by: Gerald V. Anderson  
Printed

*Gerald V. Anderson*  
Signature

T:\10xx\1038\Rpt\_Docs\RS103\1038RS01-mjwgva.doc

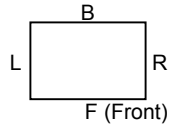
# RADIATED SUSCEPTIBILITY



Test Report #: NC601038

Test Area: 3

FACE DEFINITION  
(TOP VIEW)



EUT Model #: MIL 1566-1720

Date: 28 March, 2006

T = Top  
U = Under Side

EUT Serial #: N/A

EUT Power: 28 VDC

Temperature: 22 °C

Test Method: Mil Std 461E RS103

Air Pressure: 98.9 kPa

Customer: Lind Electronic Design

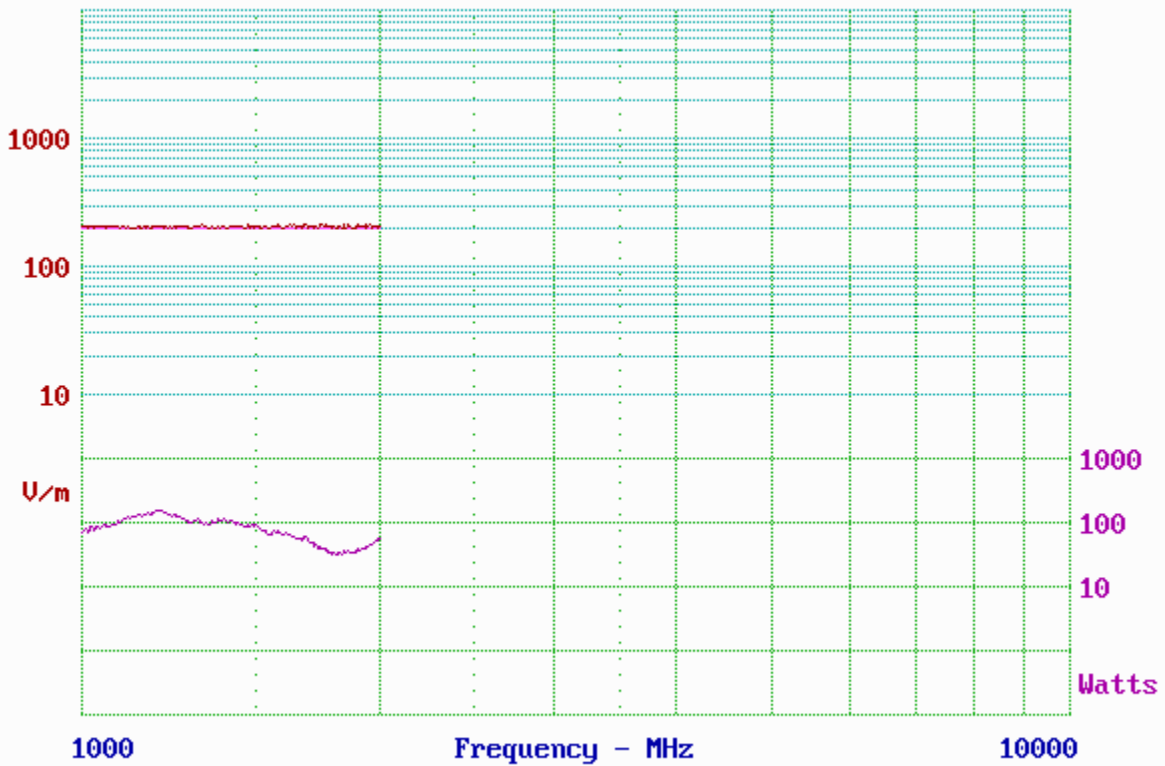
Relative Humidity: 18 %

EUT Description: DC/DC Converter

Page: 15 of 15

Notes: \_\_\_\_\_  
\_\_\_\_\_

1000-2000 MHz - Horizontal Polarity - SW  
[Backspace] to exit



Tested by: Michael Westman  
Printed

[Signature]  
Signature

Reviewed by: Gerald V. Anderson  
Printed

[Signature]  
Signature

Modulation Key					
#	Type	Freq.	Shape	Duty	Depth
1	CW	None			
2	PM	1 kHz	Square	50%	100%
3					
4					
5					

T:\10xx\1038\Rpt\_Docs\RS103\1038RS01-mjwgva.doc

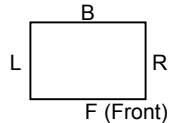
# RADIATED SUSCEPTIBILITY



Test Report #: NC601038

Test Area: 3

FACE DEFINITION  
(TOP VIEW)



EUT Model #: MIL 1566-1720

Date: 29 March, 2006

T = Top  
U = Under Side

EUT Serial #: N/A

EUT Power: 28 VDC

Temperature: 22 °C

Test Method: Mil Std 461E RS103

Air Pressure: 98.7 kPa

Customer: Lind Electronic Design

Relative Humidity: 19 %

EUT Description: DC/DC Converter

Page: 1 of 16

Notes: \_\_\_\_\_

TEST FREQUENCY (MHz)	TEST LEVEL (V/m)	MODULATION TYPE (SEE KEY)	FIELD POLARITY (H/V)	ANTENNA DISTANCE (METERS)	DWELL TIME (SEC.)	STEP SIZE FREQ. % INCREASE	EUT FACE	COMPLIES		REMARKS
								Yes	No	
1000	200	2	V	1	3	.1	F	✓		
↓	↓	↓	↓	↓	↓	↓	↓	↓		
2000	↓	↓	↓	↓	↓	↓	↓	↓		
2000	200	2	H	1	3	.1	F	✓		
↓	↓	↓	↓	↓	↓	↓	↓	↓		
4000	↓	↓	↓	↓	↓	↓	↓	↓		
2000	200	2	V	1	3	.1	F	✓		
↓	↓	↓	↓	↓	↓	↓	↓	↓		
4000	↓	↓	↓	↓	↓	↓	↓	↓		
4000	200	2	V	1	3	.1	F	✓		
↓	↓	↓	↓	↓	↓	↓	↓	↓		
8000	↓	↓	↓	↓	↓	↓	↓	↓		
4000	200	2	H	1	3	.1	F	✓		
↓	↓	↓	↓	↓	↓	↓	↓	↓		
8000	↓	↓	↓	↓	↓	↓	↓	↓		

Tested by: Michael Westman  
Printed

Signature

Reviewed by: Gerald V. Anderson  
Printed

Signature

Modulation Key					
#	Type	Freq.	Shape	Duty	Depth
1	CW	None			
2	PM	1 kHz	Square	50%	100%
3					
4					
5					

T:\10xx\1038\Rpt\_Docs\RS103\1038RS02-mjwgva.doc

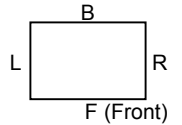
# RADIATED SUSCEPTIBILITY



Test Report #: NC601038

Test Area: 3

FACE DEFINITION  
(TOP VIEW)



EUT Model #: MIL 1566-1720

Date: 29 March, 2006

T = Top  
U = Under Side

EUT Serial #: N/A

EUT Power: 28 VDC

Temperature: 22 °C

Test Method: Mil Std 461E RS103

Air Pressure: 98.7 kPa

Customer: Lind Electronic Design

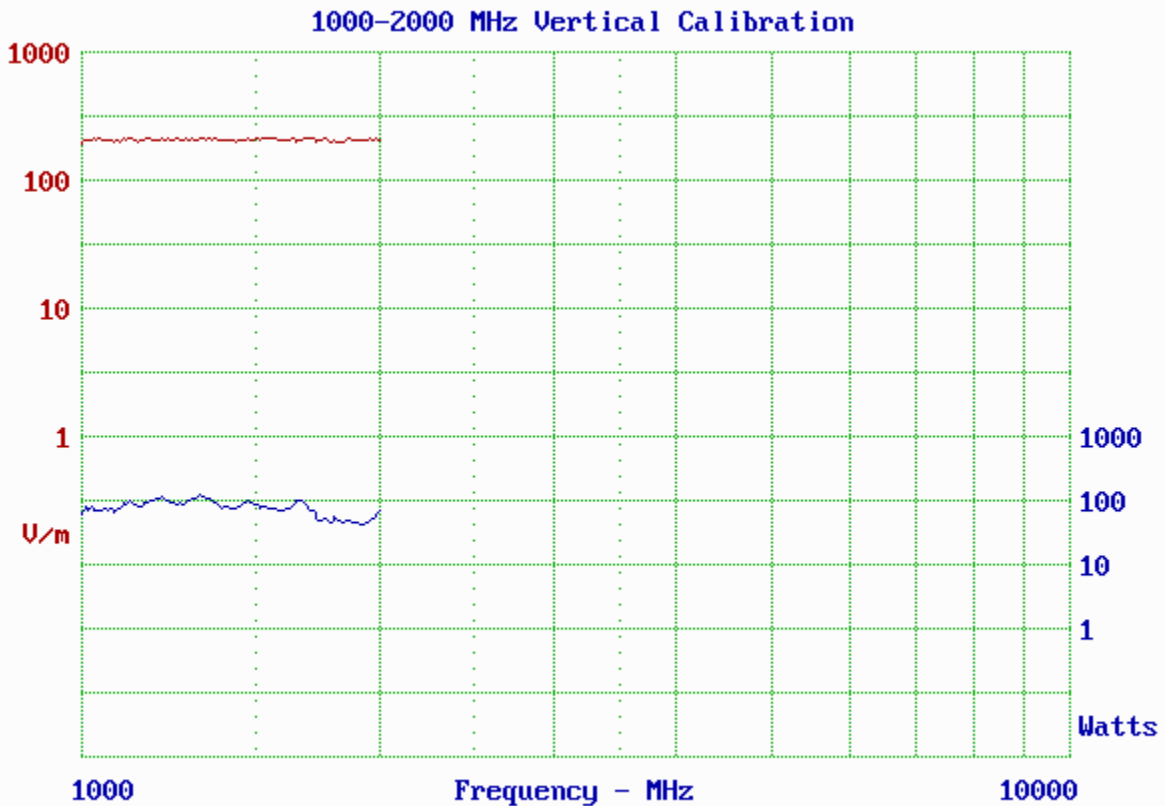
Relative Humidity: 19 %

EUT Description: DC/DC Converter

Page: 2 of 16

Notes: \_\_\_\_\_

1000-2000 MHz Vertical Calibration  
 [Backspace] to exit this screen    Field    Forward    Reflected



Tested by: Michael Westman  
 Printed

*[Signature]*  
 Signature

Reviewed by: Gerald V. Anderson  
 Printed

*[Signature]*  
 Signature

Modulation Key					
#	Type	Freq.	Shape	Duty	Depth
1	CW	None			
2	PM	1 kHz	Square	50%	100%
3					
4					
5					

T:\10xx\1038\Rpt\_Docs\RS103\1038RS02-mjwgva.doc

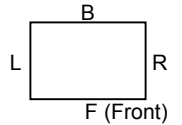
# RADIATED SUSCEPTIBILITY



Test Report #: NC601038

Test Area: 3

FACE DEFINITION  
(TOP VIEW)



EUT Model #: MIL 1566-1720

Date: 29 March, 2006

T = Top  
U = Under Side

EUT Serial #: N/A

EUT Power: 28 VDC

Temperature: 22 °C

Test Method: Mil Std 461E RS103

Air Pressure: 98.7 kPa

Customer: Lind Electronic Design

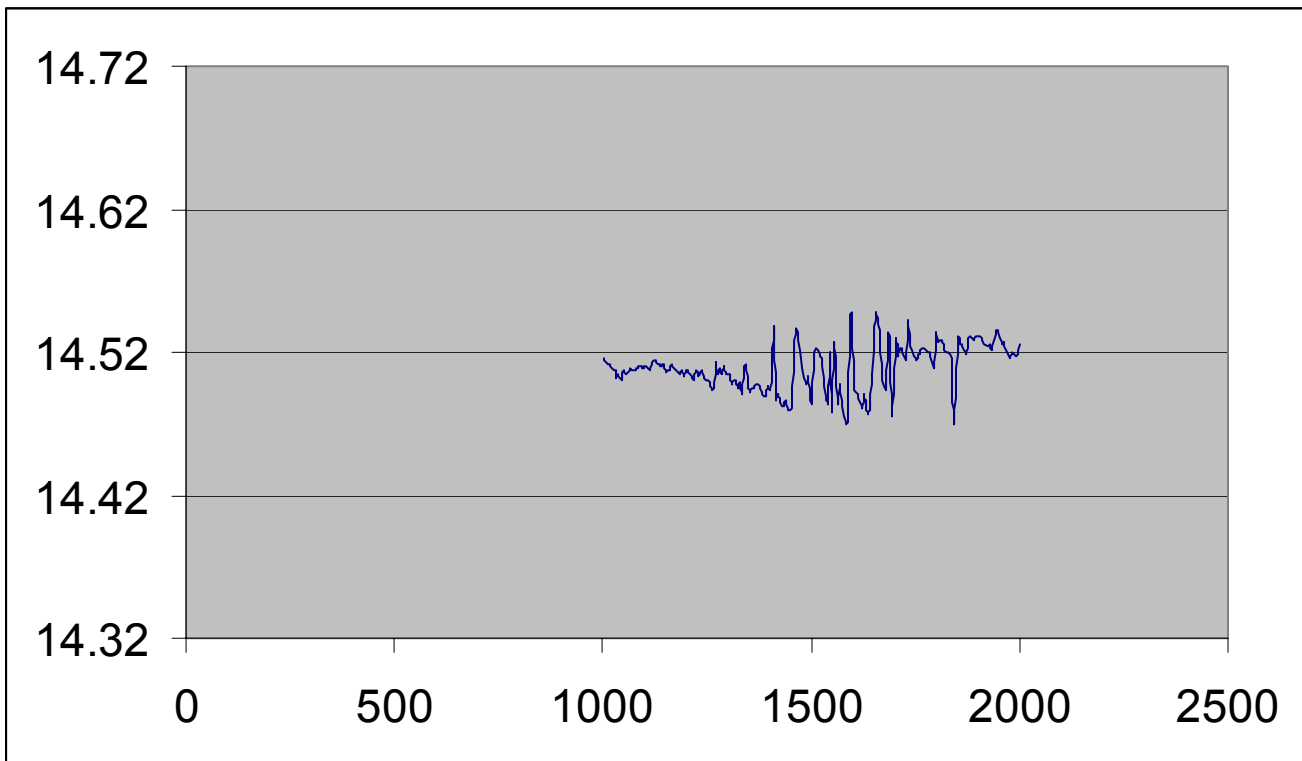
Relative Humidity: 19 %

EUT Description: DC/DC Converter

Page: 3 of 16

Notes: \_\_\_\_\_  
\_\_\_\_\_

1000-2000 MHz - Vertical Polarity - SW



Tested by: Michael Westman  
Printed

Signature

Reviewed by: Gerald V. Anderson  
Printed

Signature

Modulation Key					
#	Type	Freq.	Shape	Duty	Depth
1	CW	None			
2	PM	1 kHz	Square	50%	100%
3					
4					
5					

T:\10xx\1038\Rpt\_Docs\RS103\1038RS02-mjwgva.doc



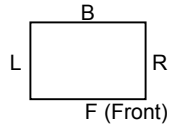
# RADIATED SUSCEPTIBILITY



Test Report #: NC601038

Test Area: 3

FACE DEFINITION  
(TOP VIEW)



EUT Model #: MIL 1566-1720

Date: 29 March, 2006

T = Top  
U = Under Side

EUT Serial #: N/A

EUT Power: 28 VDC

Temperature: 22 °C

Test Method: Mil Std 461E RS103

Air Pressure: 98.7 kPa

Customer: Lind Electronic Design

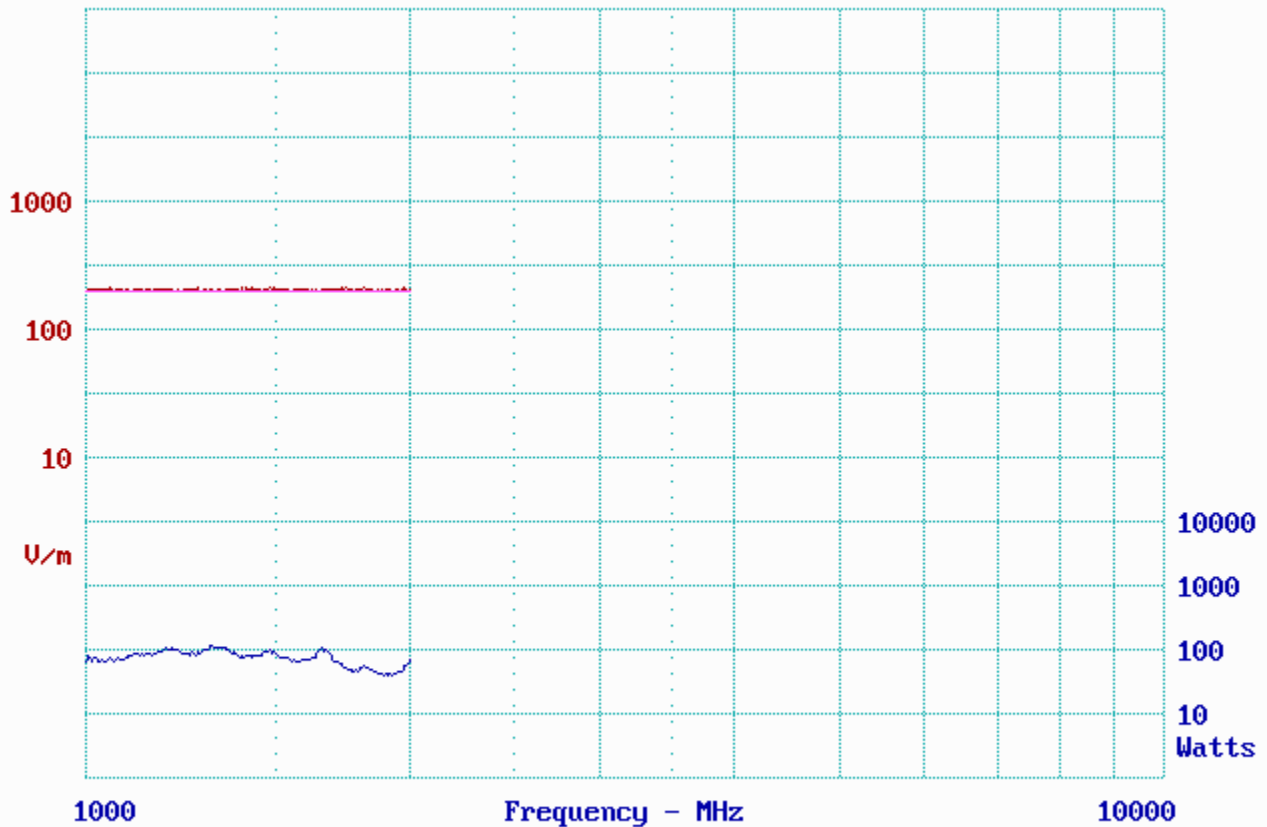
Relative Humidity: 19 %

EUT Description: DC/DC Converter

Page: 4 of 16

Notes: \_\_\_\_\_

1000-2000 MHz - Vertical Polarity - SW



Tested by: Michael Westman  
Printed

*[Signature]*  
Signature

Reviewed by: Gerald V. Anderson  
Printed

*[Signature]*  
Signature

Modulation Key					
#	Type	Freq.	Shape	Duty	Depth
1	CW	None			
2	PM	1 kHz	Square	50%	100%
3					
4					
5					

T:\10xx\1038\Rpt\_Docs\RS103\1038RS02-mjwgva.doc

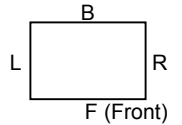
# RADIATED SUSCEPTIBILITY



Test Report #: NC601038

Test Area: 3

FACE DEFINITION  
(TOP VIEW)



EUT Model #: MIL 1566-1720

Date: 29 March, 2006

T = Top  
U = Under Side

EUT Serial #: N/A

EUT Power: 28 VDC

Temperature: 22 °C

Test Method: Mil Std 461E RS103

Air Pressure: 98.7 kPa

Customer: Lind Electronic Design

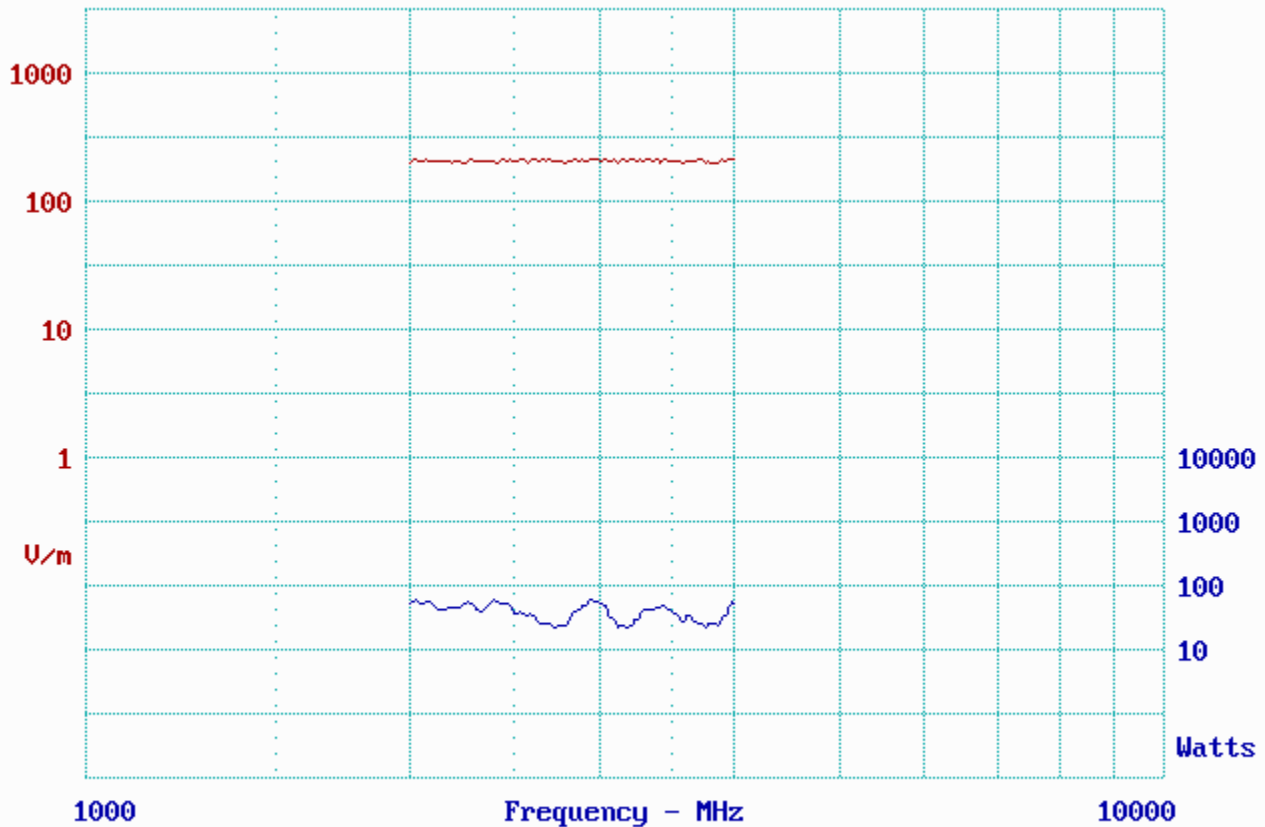
Relative Humidity: 19 %

EUT Description: DC/DC Converter

Page: 5 of 16

Notes: \_\_\_\_\_

2000-4000 MHz Vertical Calibration



Tested by: Michael Westman  
Printed

*[Signature]*  
Signature

Reviewed by: Gerald V. Anderson  
Printed

*[Signature]*  
Signature

Modulation Key					
#	Type	Freq.	Shape	Duty	Depth
1	CW	None			
2	PM	1 kHz	Square	50%	100%
3					
4					
5					

T:\10xx\1038\Rpt\_Docs\RS103\1038RS02-mjwgva.doc

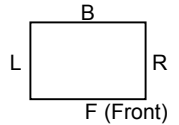
# RADIATED SUSCEPTIBILITY



Test Report #: NC601038

Test Area: 3

FACE DEFINITION  
(TOP VIEW)



EUT Model #: MIL 1566-1720

Date: 29 March, 2006

T = Top  
U = Under Side

EUT Serial #: N/A

EUT Power: 28 VDC

Temperature: 22 °C

Test Method: Mil Std 461E RS103

Air Pressure: 98.7 kPa

Customer: Lind Electronic Design

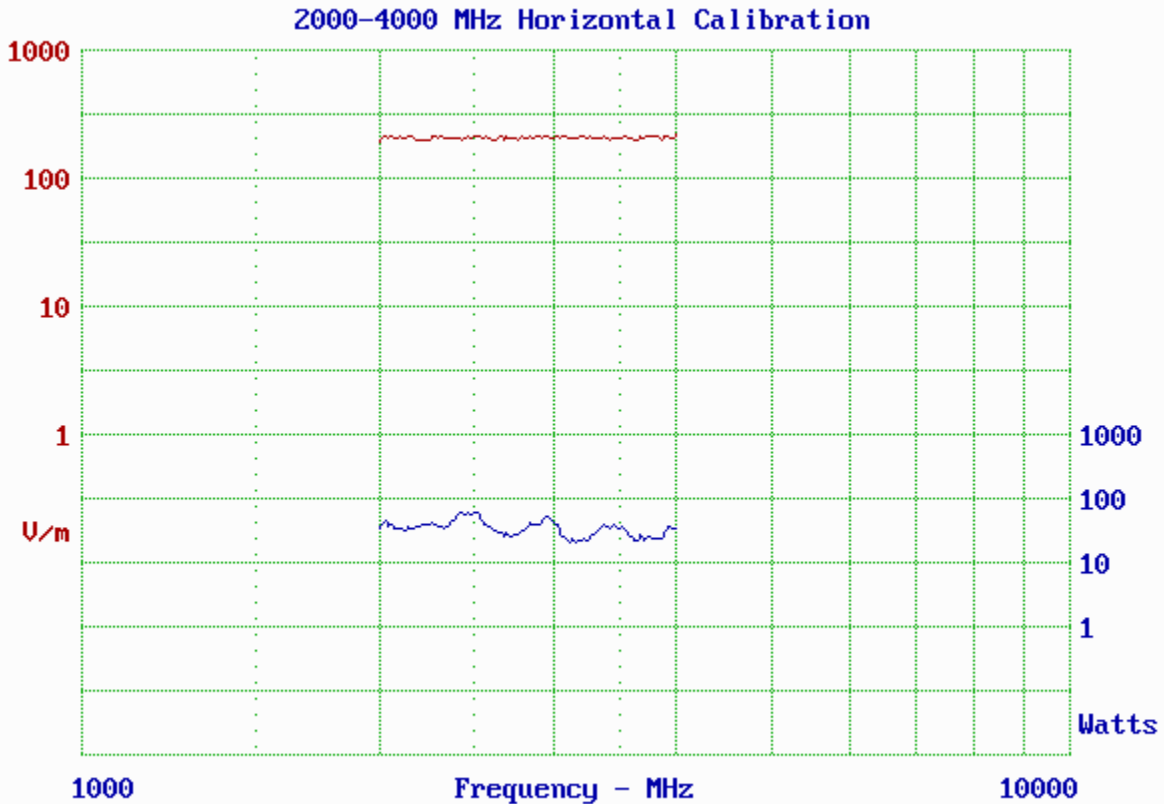
Relative Humidity: 19 %

EUT Description: DC/DC Converter

Page: 6 of 16

Notes: \_\_\_\_\_

2000-4000 MHz Horizontal Calibration  
 [Backspace] to exit this screen    Field    Forward    Reflected



Tested by: Michael Westman  
 Printed

*[Signature]*  
 Signature

Reviewed by: Gerald V. Anderson  
 Printed

*[Signature]*  
 Signature

Modulation Key					
#	Type	Freq.	Shape	Duty	Depth
1	CW	None			
2	PM	1 kHz	Square	50%	100%
3					
4					
5					

T:\10xx\1038\Rpt\_Docs\RS103\1038RS02-mjwgva.doc

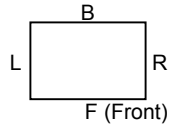
# RADIATED SUSCEPTIBILITY



Test Report #: NC601038

Test Area: 3

FACE DEFINITION  
(TOP VIEW)



EUT Model #: MIL 1566-1720

Date: 29 March, 2006

T = Top  
U = Under Side

EUT Serial #: N/A

EUT Power: 28 VDC

Temperature: 22 °C

Test Method: Mil Std 461E RS103

Air Pressure: 98.7 kPa

Customer: Lind Electronic Design

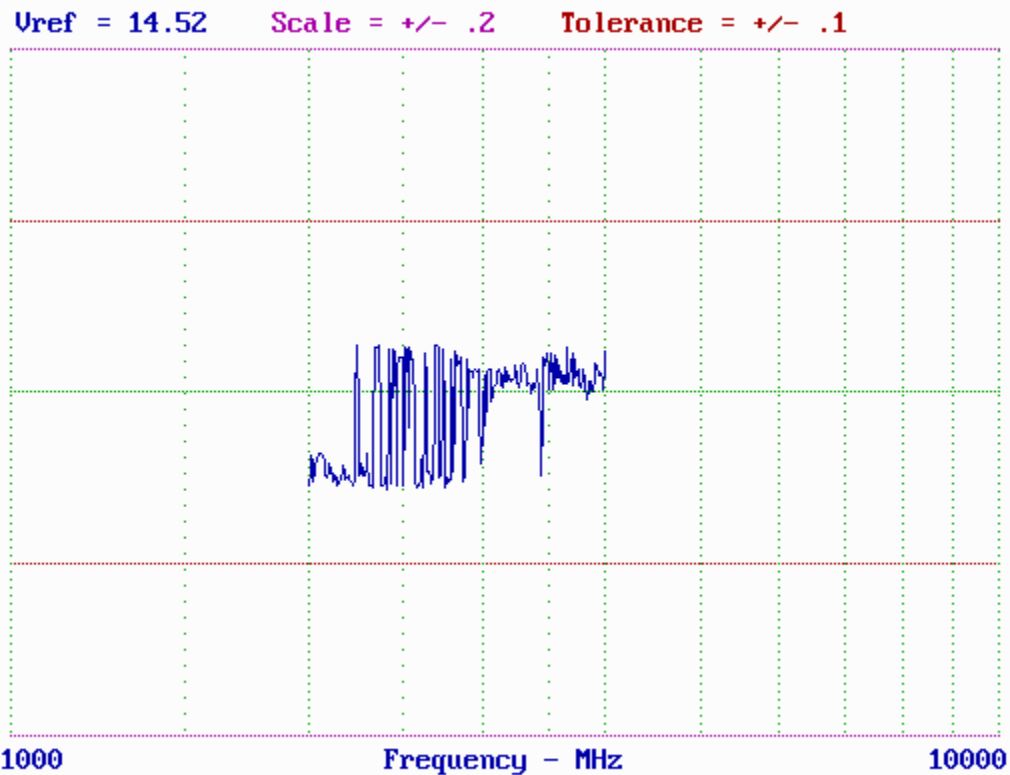
Relative Humidity: 19 %

EUT Description: DC/DC Converter

Page: 7 of 16

Notes:

2000-4000 MHz - Horizontal Polarity - SW  
After copying graph to Clipboard, press [Backspace] to exit Graphics



Tested by: Michael Westman  
Printed

*Michael Westman*  
Signature

Reviewed by: Gerald V. Anderson  
Printed

*Gerald V. Anderson*  
Signature

Modulation Key					
#	Type	Freq.	Shape	Duty	Depth
1	CW	None			
2	PM	1 kHz	Square	50%	100%
3					
4					
5					

T:\10xx\1038\Rpt\_Docs\RS103\1038RS02-mjwgva.doc

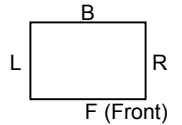
# RADIATED SUSCEPTIBILITY



Test Report #: NC601038

Test Area: 3

FACE DEFINITION  
(TOP VIEW)



EUT Model #: MIL 1566-1720

Date: 29 March, 2006

T = Top  
U = Under Side

EUT Serial #: N/A

EUT Power: 28 VDC

Temperature: 22 °C

Test Method: Mil Std 461E RS103

Air Pressure: 98.7 kPa

Customer: Lind Electronic Design

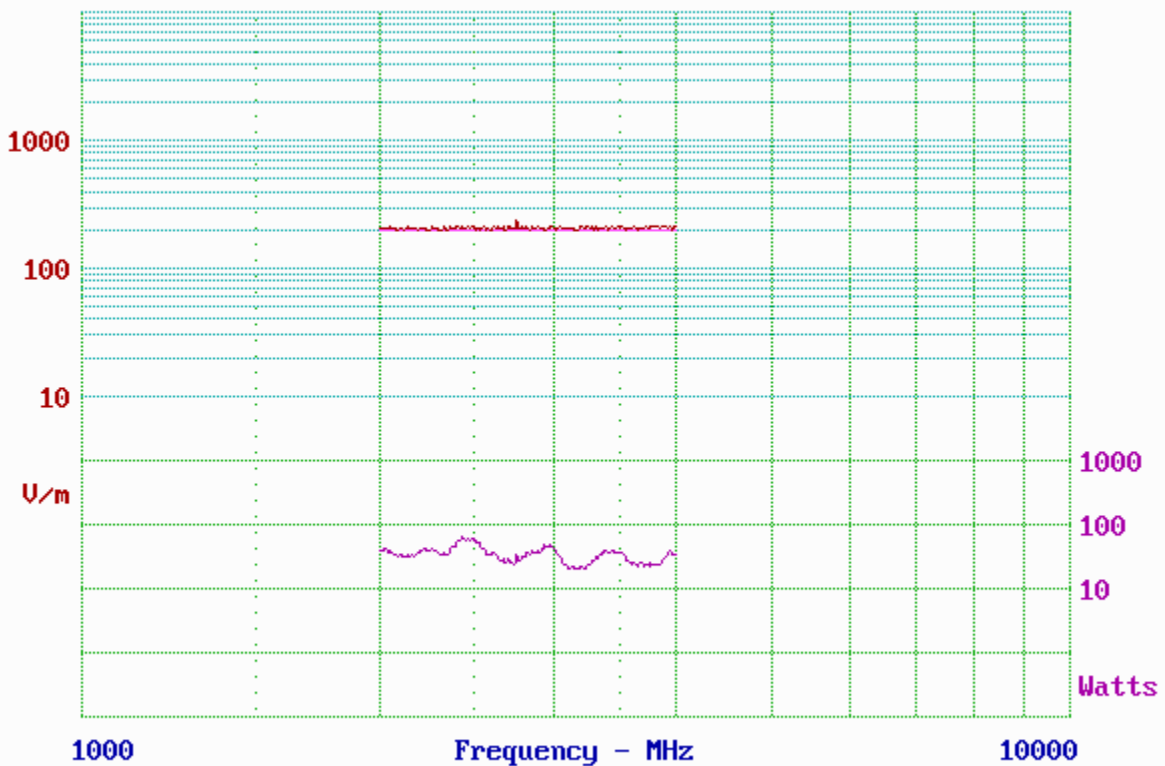
Relative Humidity: 19 %

EUT Description: DC/DC Converter

Page: 8 of 16

Notes: \_\_\_\_\_

2000-4000 MHz - Horizontal Polarity - SW  
[Backspace] to exit



Tested by: Michael Westman  
Printed

*[Signature]*  
Signature

Reviewed by: Gerald V. Anderson  
Printed

*[Signature]*  
Signature

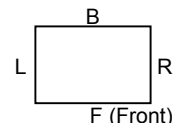
Modulation Key					
#	Type	Freq.	Shape	Duty	Depth
1	CW	None			
2	PM	1 kHz	Square	50%	100%
3					
4					
5					

T:\10xx\1038\Rpt\_Docs\RS103\1038RS02-mjwgva.doc

# RADIATED SUSCEPTIBILITY

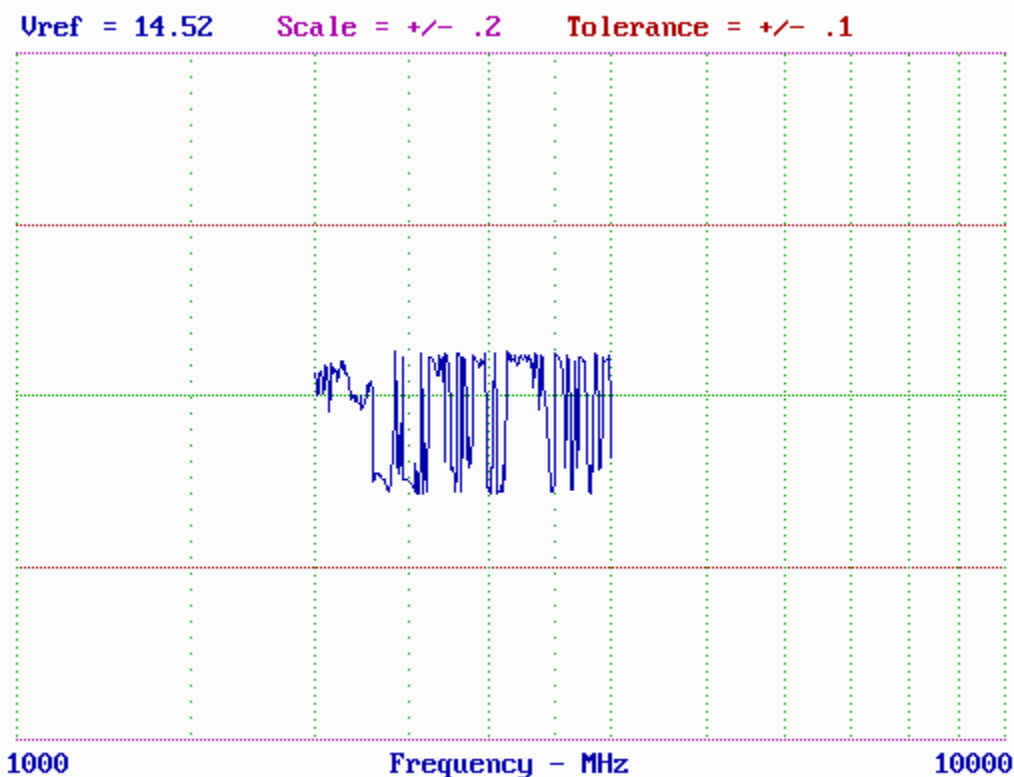


Test Report #: NC601038 Test Area: 3 FACE DEFINITION (TOP VIEW)  
EUT Model #: MIL 1566-1720 Date: 29 March, 2006 T = Top U = Under Side  
EUT Serial #: N/A EUT Power: 28 VDC Temperature: 22 °C  
Test Method: Mil Std 461E RS103 Air Pressure: 98.7 kPa  
Customer: Lind Electronic Design Relative Humidity: 19 %  
EUT Description: DC/DC Converter Page: 9 of 16



Notes: \_\_\_\_\_  
\_\_\_\_\_

2000-4000 MHz - Vertical Polarity - SW  
**After copying graph to Clipboard, press [Backspace] to exit Graphics**



Tested by: Michael Westman  
Printed

Signature

Reviewed by: Gerald V. Anderson  
Printed

Signature

Modulation Key					
#	Type	Freq.	Shape	Duty	Depth
1	CW	None			
2	PM	1 kHz	Square	50%	100%
3					
4					
5					

T:\10xx\1038\Rpt\_Docs\RS103\1038RS02-mjwgva.doc

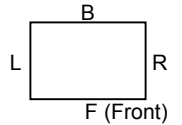
# RADIATED SUSCEPTIBILITY



Test Report #: NC601038

Test Area: 3

FACE DEFINITION  
(TOP VIEW)



EUT Model #: MIL 1566-1720

Date: 29 March, 2006

T = Top  
U = Under Side

EUT Serial #: N/A

EUT Power: 28 VDC

Temperature: 22 °C

Test Method: Mil Std 461E RS103

Air Pressure: 98.7 kPa

Customer: Lind Electronic Design

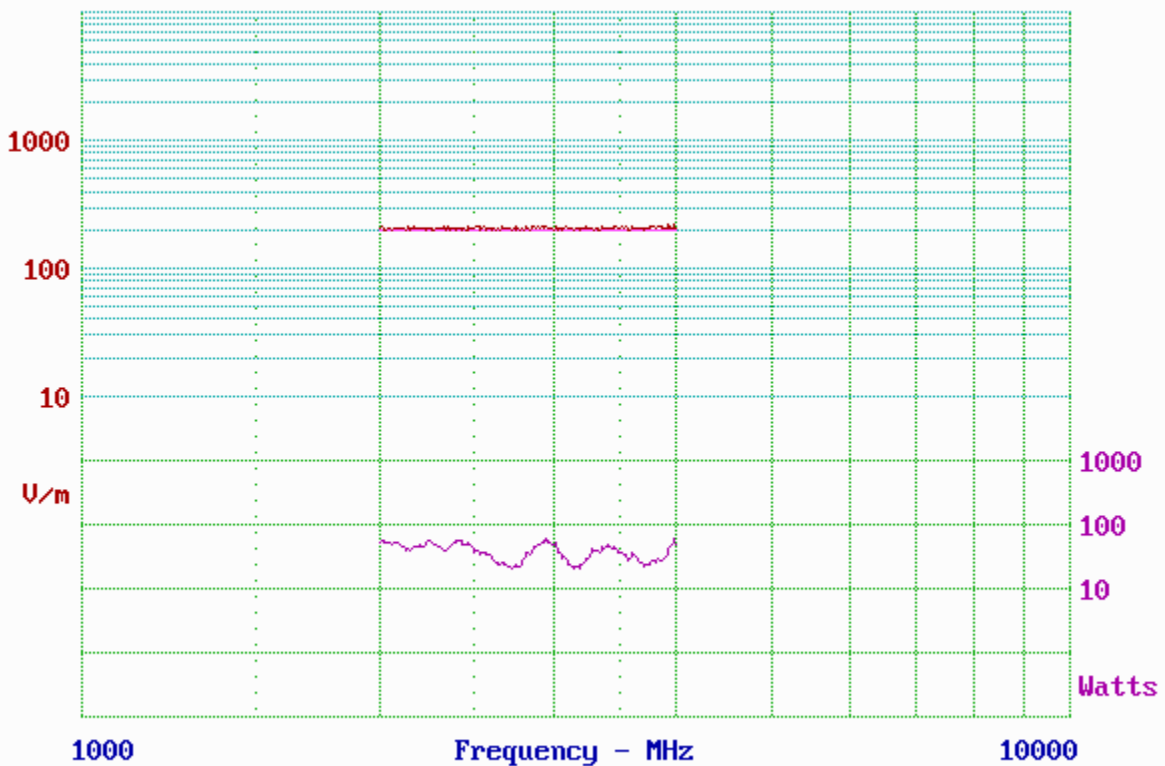
Relative Humidity: 19 %

EUT Description: DC/DC Converter

Page: 10 of 16

Notes: \_\_\_\_\_  
\_\_\_\_\_

2000-4000 MHz - Vertical Polarity - SW  
[Backspace] to exit



Tested by: Michael Westman  
Printed

*[Signature]*  
Signature

Reviewed by: Gerald V. Anderson  
Printed

*[Signature]*  
Signature

Modulation Key					
#	Type	Freq.	Shape	Duty	Depth
1	CW	None			
2	PM	1 kHz	Square	50%	100%
3					
4					
5					

T:\10xx\1038\Rpt\_Docs\RS103\1038RS02-mjwgva.doc



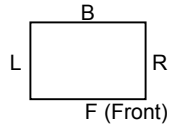
# RADIATED SUSCEPTIBILITY



Test Report #: NC601038

Test Area: 3

FACE DEFINITION  
(TOP VIEW)



EUT Model #: MIL 1566-1720

Date: 29 March, 2006

T = Top  
U = Under Side

EUT Serial #: N/A

EUT Power: 28 VDC

Temperature: 22 °C

Test Method: Mil Std 461E RS103

Air Pressure: 98.7 kPa

Customer: Lind Electronic Design

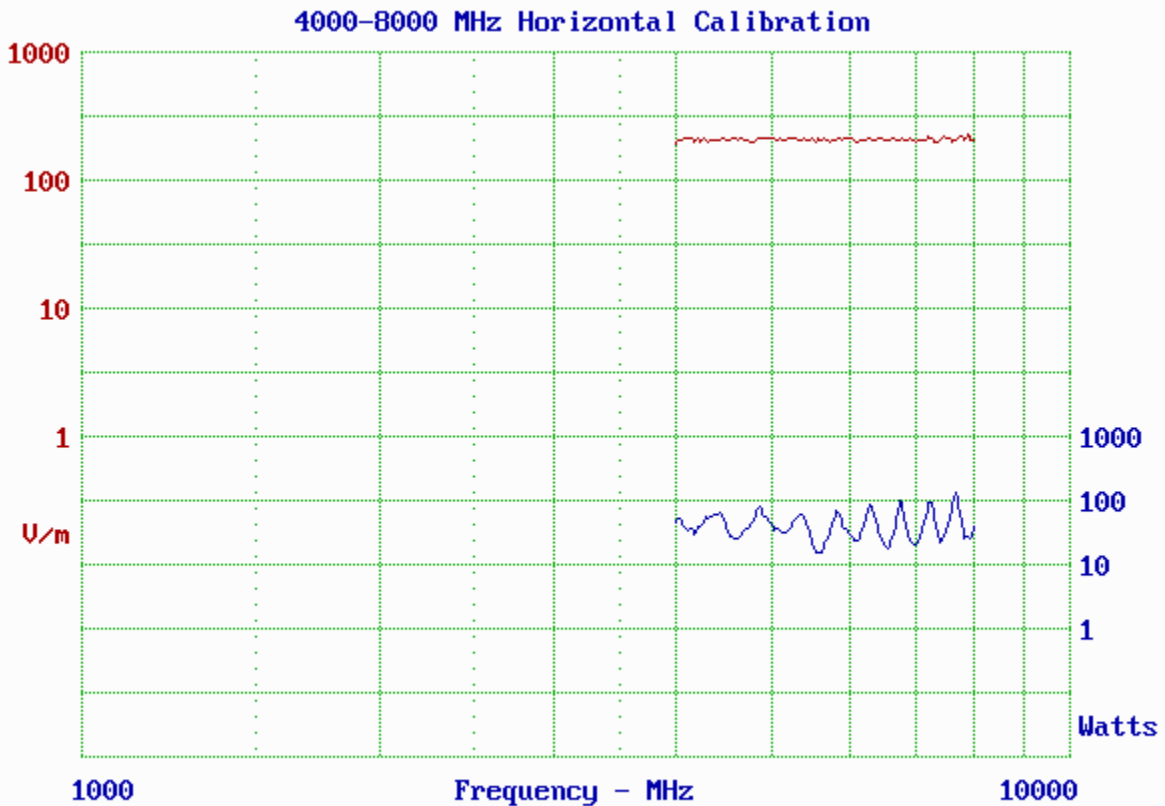
Relative Humidity: 19 %

EUT Description: DC/DC Converter

Page: 11 of 16

Notes: \_\_\_\_\_

4000-8000 MHz Horizontal Calibration  
 [Backspace] to exit this screen **Field** **Forward** **Reflected**



Tested by: Michael Westman  
 Printed

*[Signature]*  
 Signature

Reviewed by: Gerald V. Anderson  
 Printed

*[Signature]*  
 Signature

Modulation Key					
#	Type	Freq.	Shape	Duty	Depth
1	CW	None			
2	PM	1 kHz	Square	50%	100%
3					
4					
5					

T:\10xx\1038\Rpt\_Docs\RS103\1038RS02-mjwgva.doc

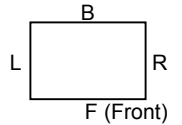
# RADIATED SUSCEPTIBILITY



Test Report #: NC601038

Test Area: 3

FACE DEFINITION  
(TOP VIEW)



EUT Model #: MIL 1566-1720

Date: 29 March, 2006

T = Top  
U = Under Side

EUT Serial #: N/A

EUT Power: 28 VDC

Temperature: 22 °C

Test Method: Mil Std 461E RS103

Air Pressure: 98.7 kPa

Customer: Lind Electronic Design

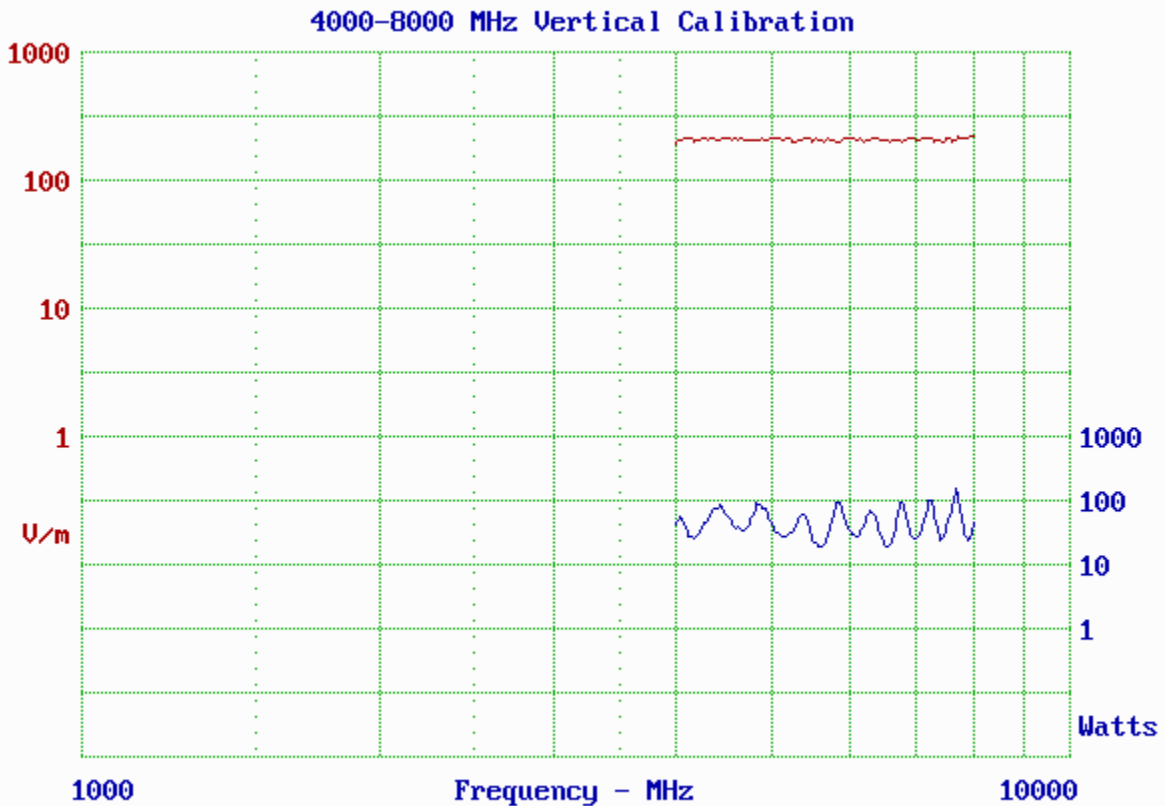
Relative Humidity: 19 %

EUT Description: DC/DC Converter

Page: 12 of 16

Notes: \_\_\_\_\_

4000-8000 MHz Vertical Calibration  
 [Backspace] to exit this screen **Field** **Forward** **Reflected**



Tested by: Michael Westman  
 Printed

*[Signature]*  
 Signature

Reviewed by: Gerald V. Anderson  
 Printed

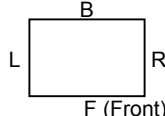
*[Signature]*  
 Signature

Modulation Key					
#	Type	Freq.	Shape	Duty	Depth
1	CW	None			
2	PM	1 kHz	Square	50%	100%
3					
4					
5					

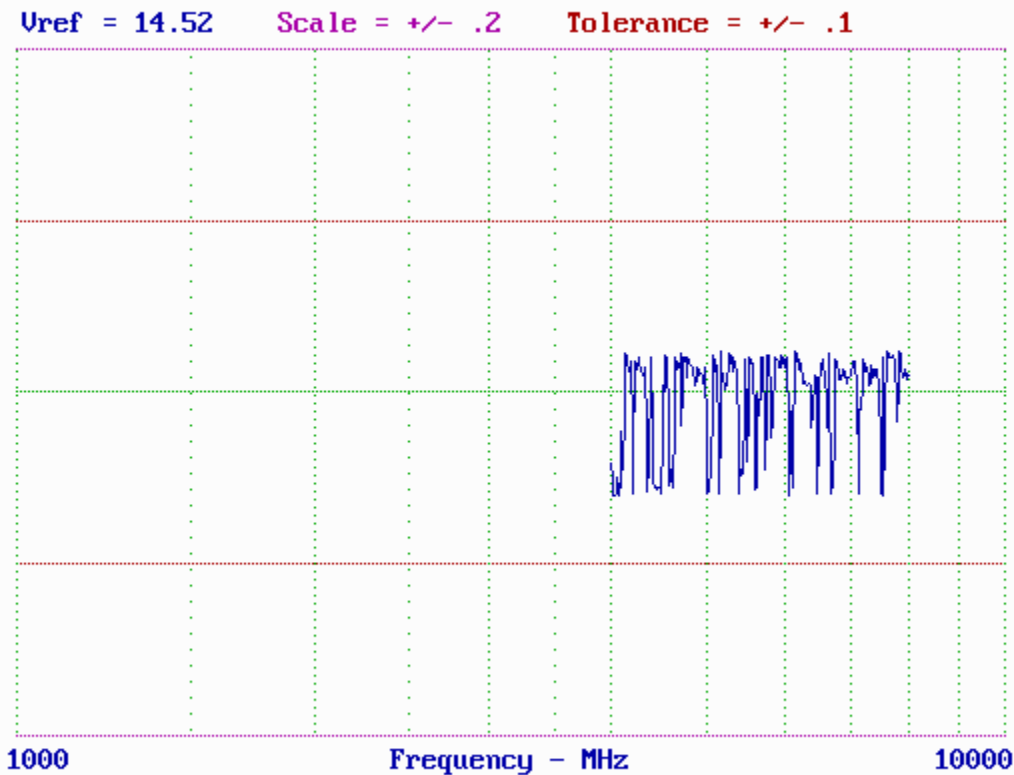
T:\10xx\1038\Rpt\_Docs\RS103\1038RS02-mjwgva.doc

# RADIATED SUSCEPTIBILITY




Test Report #: NC601038 Test Area: 3 FACE DEFINITION (TOP VIEW)   
 EUT Model #: MIL 1566-1720 Date: 29 March, 2006 T = Top  
 U = Under Side  
 EUT Serial #: N/A EUT Power: 28 VDC Temperature: 22 °C  
 Test Method: Mil Std 461E RS103 Air Pressure: 98.7 kPa  
 Customer: Lind Electronic Design Relative Humidity: 19 %  
 EUT Description: DC/DC Converter Page: 13 of 16  
 Notes: \_\_\_\_\_  
 \_\_\_\_\_

4000-8000 MHz - Vertical Polarity - SW  
**After copying graph to Clipboard, press [Backspace] to exit Graphics**



Tested by: Michael Westman  
 Printed

  
 Signature

Reviewed by: Gerald V. Anderson  
 Printed

  
 Signature

Modulation Key					
#	Type	Freq.	Shape	Duty	Depth
1	CW	None			
2	PM	1 kHz	Square	50%	100%
3					
4					
5					

T:\10xx\1038\Rpt\_Docs\RS103\1038RS02-mjwgva.doc

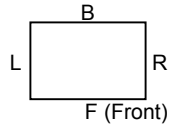
# RADIATED SUSCEPTIBILITY



Test Report #: NC601038

Test Area: 3

FACE DEFINITION  
(TOP VIEW)



EUT Model #: MIL 1566-1720

Date: 29 March, 2006

T = Top  
U = Under Side

EUT Serial #: N/A

EUT Power: 28 VDC

Temperature: 22 °C

Test Method: Mil Std 461E RS103

Air Pressure: 98.7 kPa

Customer: Lind Electronic Design

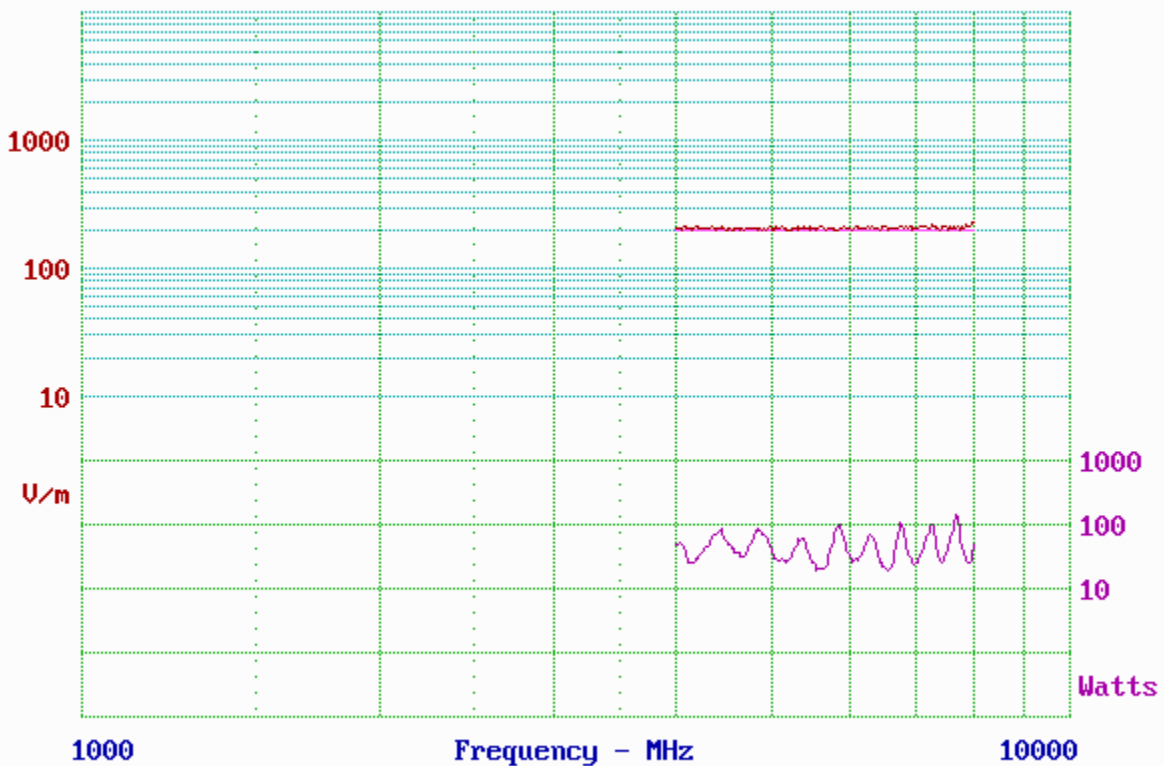
Relative Humidity: 19 %

EUT Description: DC/DC Converter

Page: 14 of 16

Notes: \_\_\_\_\_  
\_\_\_\_\_

4000-8000 MHz - Vertical Polarity - SW  
[Backspace] to exit



Tested by: Michael Westman  
Printed

*[Signature]*  
Signature

Reviewed by: Gerald V. Anderson  
Printed

*[Signature]*  
Signature

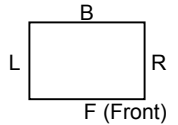
Modulation Key					
#	Type	Freq.	Shape	Duty	Depth
1	CW	None			
2	PM	1 kHz	Square	50%	100%
3					
4					
5					

T:\10xx\1038\Rpt\_Docs\RS103\1038RS02-mjwgva.doc

# RADIATED SUSCEPTIBILITY

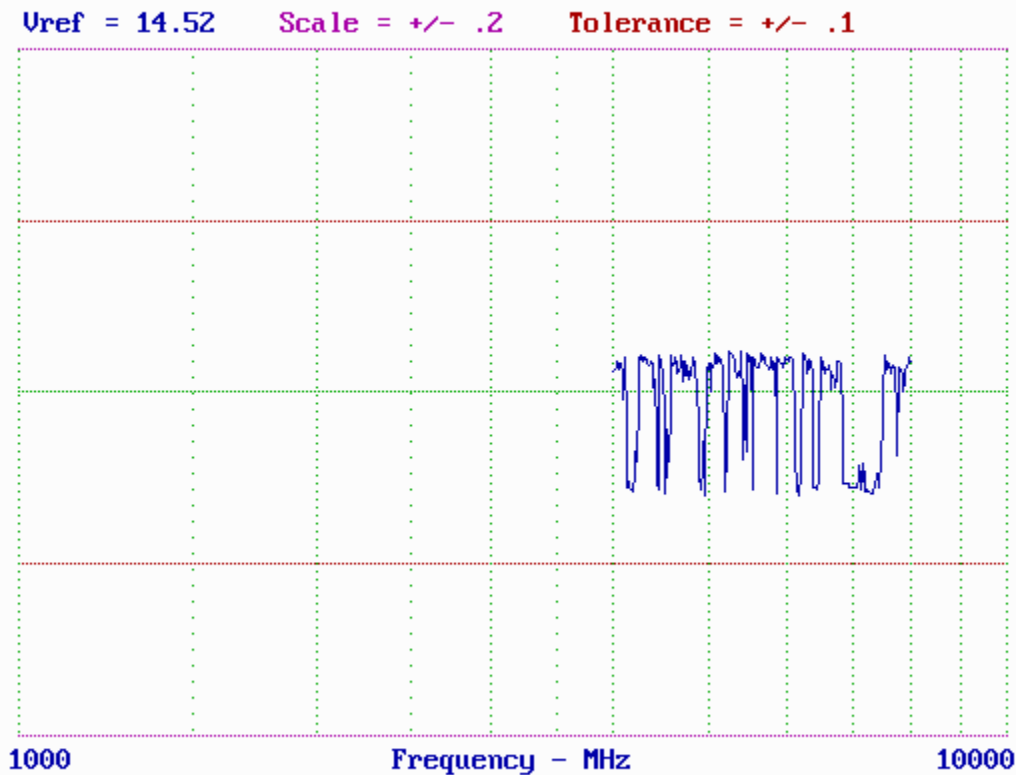


Test Report #: NC601038 Test Area: 3 FACE DEFINITION (TOP VIEW)  
 EUT Model #: MIL 1566-1720 Date: 29 March, 2006 T = Top U = Under Side  
 EUT Serial #: N/A EUT Power: 28 VDC Temperature: 22 °C  
 Test Method: Mil Std 461E RS103 Air Pressure: 98.7 kPa  
 Customer: Lind Electronic Design Relative Humidity: 19 %  
 EUT Description: DC/DC Converter Page: 15 of 16



Notes: \_\_\_\_\_

4000-8000 MHz - Horizontal Polarity - SW  
**After copying graph to Clipboard, press [Backspace] to exit Graphics**



Tested by: Michael Westman  
 Printed

Signature

Reviewed by: Gerald V. Anderson  
 Printed

Signature

Modulation Key					
#	Type	Freq.	Shape	Duty	Depth
1	CW	None			
2	PM	1 kHz	Square	50%	100%
3					
4					
5					

T:\10xx\1038\Rpt\_Docs\RS103\1038RS02-mjwgva.doc

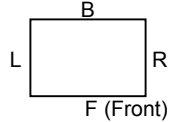
# RADIATED SUSCEPTIBILITY



Test Report #: NC601038

Test Area: 3

FACE DEFINITION  
(TOP VIEW)



EUT Model #: MIL 1566-1720

Date: 29 March, 2006

T = Top  
U = Under Side

EUT Serial #: N/A

EUT Power: 28 VDC

Temperature: 22 °C

Test Method: Mil Std 461E RS103

Air Pressure: 98.7 kPa

Customer: Lind Electronic Design

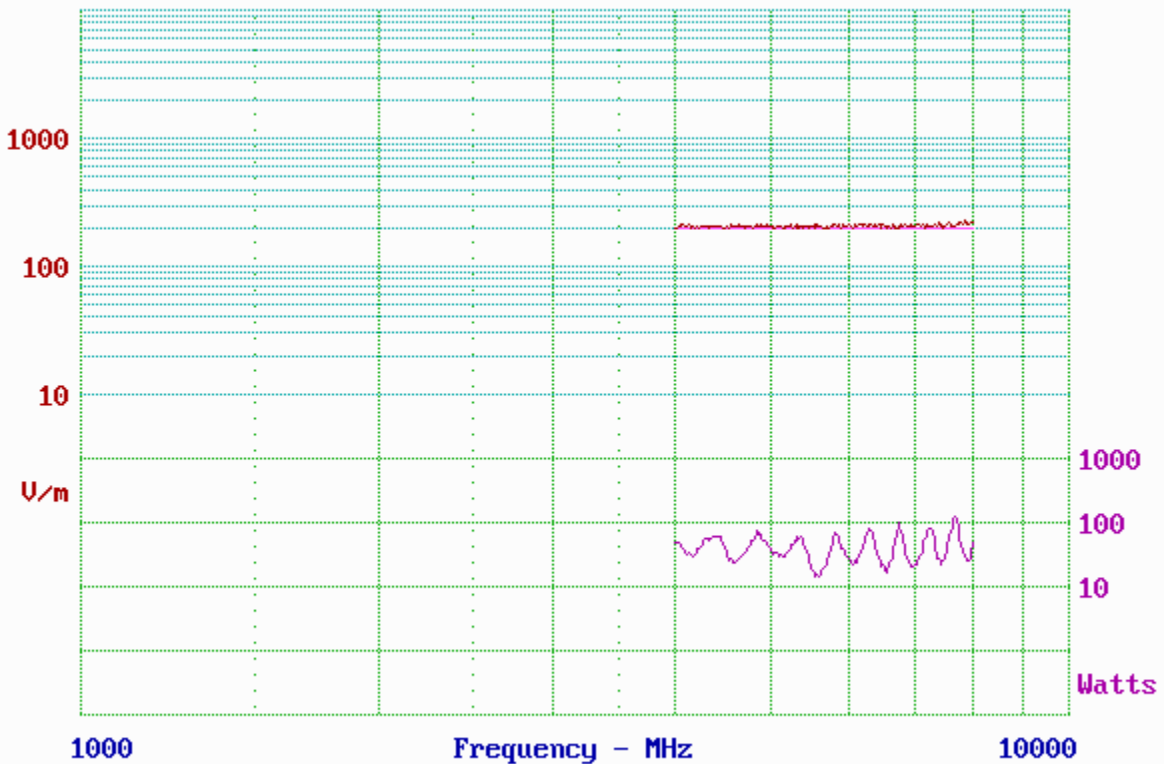
Relative Humidity: 19 %

EUT Description: DC/DC Converter

Page: 16 of 16

Notes: \_\_\_\_\_  
\_\_\_\_\_

4000-8000 MHz - Horizontal Polarity - SW  
[Backspace] to exit



Tested by: Michael Westman  
Printed

*[Signature]*  
Signature

Reviewed by: Gerald V. Anderson  
Printed

*[Signature]*  
Signature

Modulation Key					
#	Type	Freq.	Shape	Duty	Depth
1	CW	None			
2	PM	1 kHz	Square	50%	100%
3					
4					
5					

T:\10xx\1038\Rpt\_Docs\RS103\1038RS02-mjwgva.doc

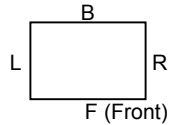
# RADIATED SUSCEPTIBILITY



Test Report #: NC601038

Test Area: 3

FACE DEFINITION  
(TOP VIEW)



EUT Model #: MIL 1566-1720

Date: 30 March, 2006

T = Top  
U = Under Side

EUT Serial #: N/A

EUT Power: 28 VDC

Temperature: 23 °C

Test Method: Mil Std 461E RS103

Air Pressure: 97.0 kPa

Customer: Lind Electronic Design

Relative Humidity: 28 %

EUT Description: DC/DC Converter

Page: 1 of 13

Notes: \_\_\_\_\_

TEST FREQUENCY (MHz)	TEST LEVEL (V/m)	MODULATION TYPE (SEE KEY)	FIELD POLARITY (H/V)	ANTENNA DISTANCE (METERS)	DWELL TIME (SEC.)	STEP SIZE FREQ. % INCREASE	EUT FACE	COMPLIES		REMARKS
								Yes	No	
8000	200	2	V	1	3	.05	F	✓		
↓	↓	↓	↓	↓	↓	↓	↓	↓		
12000	↓	↓	↓	↓	↓	↓	↓	↓		
8000	200	2	H	1	3	.05	F	✓		
↓	↓	↓	↓	↓	↓	↓	↓	↓		
12000	↓	↓	↓	↓	↓	↓	↓	↓		
12000	200	2	H	1	3	.05	F	✓		
↓	↓	↓	↓	↓	↓	↓	↓	↓		
18000	↓	↓	↓	↓	↓	↓	↓	↓		
12000	200	2	V	1	3	.05	F	✓		
↓	↓	↓	↓	↓	↓	↓	↓	↓		
18000	↓	↓	↓	↓	↓	↓	↓	↓		

Tested by: Michael Westman  
Printed

Signature

Reviewed by: Gerald V. Anderson  
Printed

Signature

Modulation Key					
#	Type	Freq.	Shape	Duty	Depth
1	CW	None			
2	PM	1 kHz	Square	50%	100%
3					
4					
5					

T:\10xx\1038\Rpt\_Docs\RS103\1038RS03-mjwgva.doc



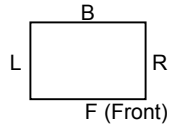
# RADIATED SUSCEPTIBILITY



Test Report #: NC601038

Test Area: 3

FACE DEFINITION  
(TOP VIEW)



EUT Model #: MIL 1566-1720

Date: 30 March, 2006

T = Top  
U = Under Side

EUT Serial #: N/A

EUT Power: 28 VDC

Temperature: 23 °C

Test Method: Mil Std 461E RS103

Air Pressure: 97.0 kPa

Customer: Lind Electronic Design

Relative Humidity: 28 %

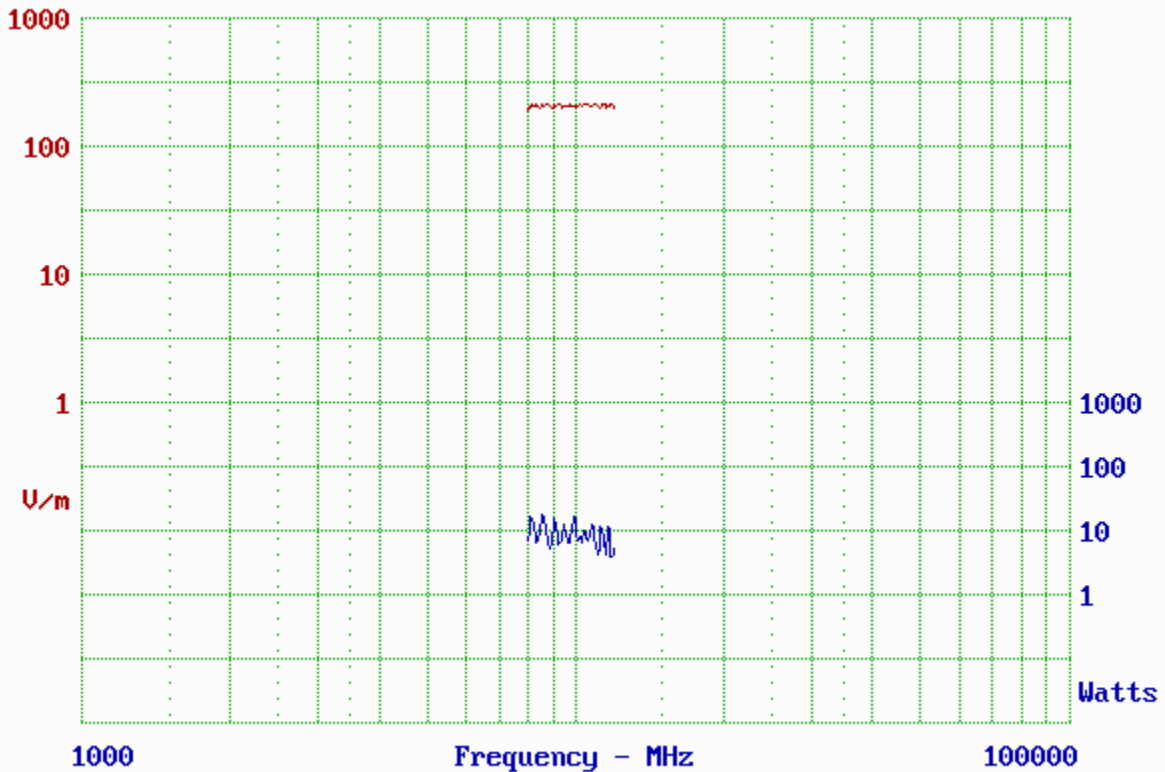
EUT Description: DC/DC Converter

Page: 2 of 13

Notes: \_\_\_\_\_

8000-12000 MHz Vertical Calibration  
 [Backspace] to exit this screen    Field    Forward    Reflected

## 8-12 GHz Vertical Calibration



Tested by: Michael Westman  
 Printed

*Michael Westman*  
 Signature

Reviewed by: Gerald V. Anderson  
 Printed

*Gerald V. Anderson*  
 Signature

Modulation Key					
#	Type	Freq.	Shape	Duty	Depth
1	CW	None			
2	PM	1 kHz	Square	50%	100%
3					
4					
5					

T:\10xx\1038\Rpt\_Docs\RS103\1038RS03-mjwgva.doc



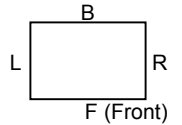
# RADIATED SUSCEPTIBILITY



Test Report #: NC601038

Test Area: 3

FACE DEFINITION  
(TOP VIEW)



EUT Model #: MIL 1566-1720

Date: 30 March, 2006

T = Top  
U = Under Side

EUT Serial #: N/A

EUT Power: 28 VDC

Temperature: 23 °C

Test Method: Mil Std 461E RS103

Air Pressure: 97.0 kPa

Customer: Lind Electronic Design

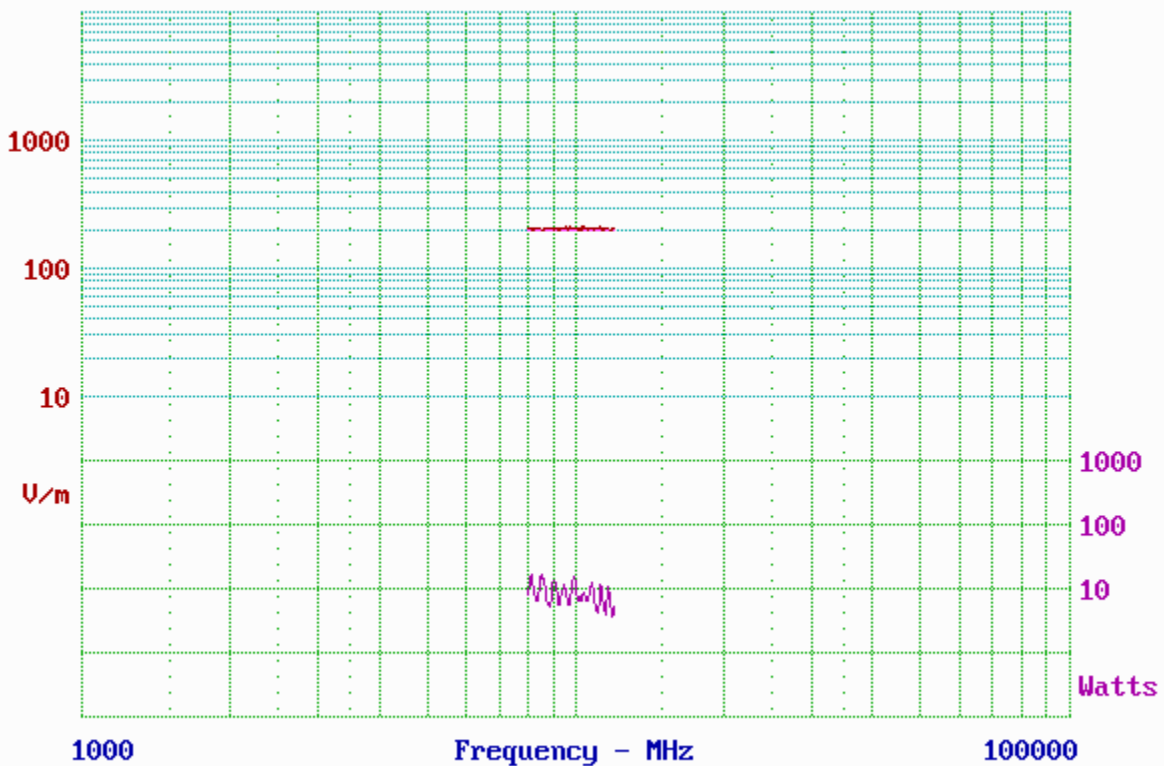
Relative Humidity: 28 %

EUT Description: DC/DC Converter

Page: 4 of 13

Notes: \_\_\_\_\_  
\_\_\_\_\_

8000-12000 MHz - Vertical Polarity - SW  
[Backspace] to exit



Tested by: Michael Westman  
Printed

*Michael Westman*  
Signature

Reviewed by: Gerald V. Anderson  
Printed

*Gerald V. Anderson*  
Signature

Modulation Key					
#	Type	Freq.	Shape	Duty	Depth
1	CW	None			
2	PM	1 kHz	Square	50%	100%
3					
4					
5					

T:\10xx\1038\Rpt\_Docs\RS103\1038RS03-mjwgva.doc

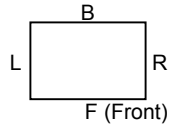
# RADIATED SUSCEPTIBILITY



Test Report #: NC601038

Test Area: 3

FACE DEFINITION  
(TOP VIEW)



EUT Model #: MIL 1566-1720

Date: 30 March, 2006

T = Top  
U = Under Side

EUT Serial #: N/A

EUT Power: 28 VDC

Temperature: 23 °C

Test Method: Mil Std 461E RS103

Air Pressure: 97.0 kPa

Customer: Lind Electronic Design

Relative Humidity: 28 %

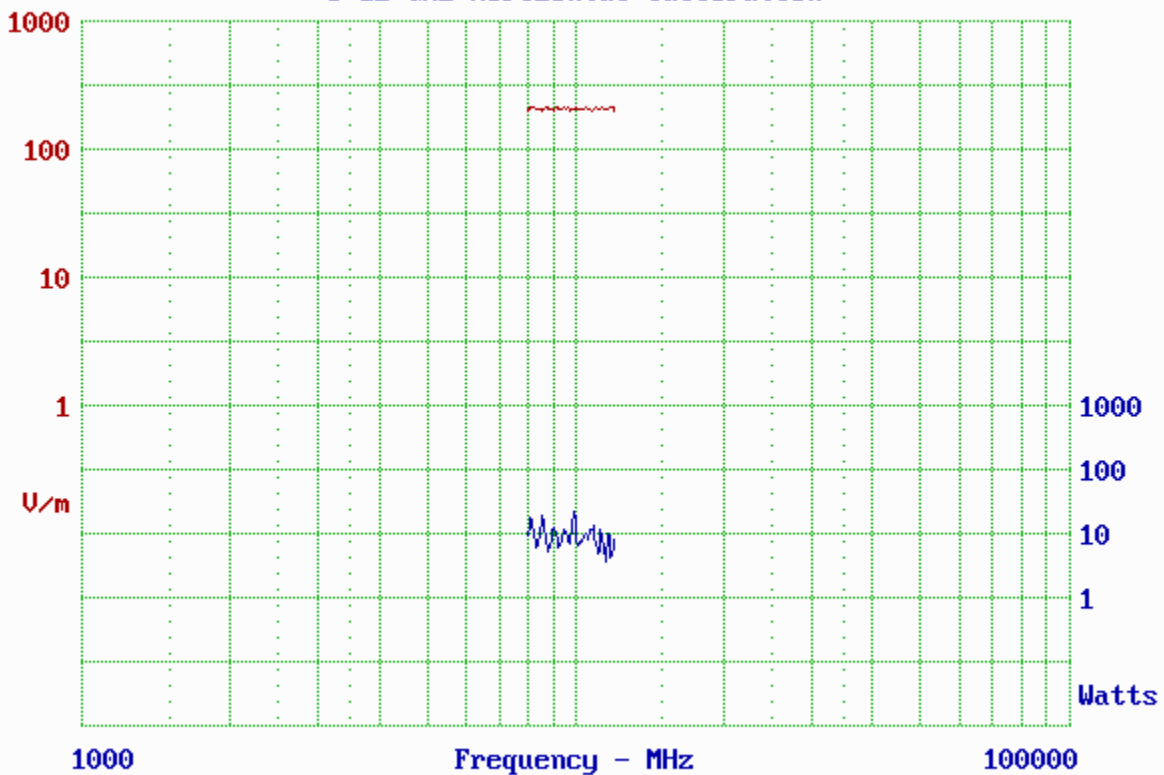
EUT Description: DC/DC Converter

Page: 5 of 13

Notes: \_\_\_\_\_

8000-12000 MHz Horizontal Calibration  
 [Backspace] to exit this screen    **Field**    **Forward**    **Reflected**

## 8-12 GHz Horizontal Calibration



Tested by: Michael Westman  
 Printed

*Michael Westman*  
 Signature

Reviewed by: Gerald V. Anderson  
 Printed

*Gerald V. Anderson*  
 Signature

Modulation Key					
#	Type	Freq.	Shape	Duty	Depth
1	CW	None			
2	PM	1 kHz	Square	50%	100%
3					
4					
5					

T:\10xx\1038\Rpt\_Docs\RS103\1038RS03-mjwgva.doc

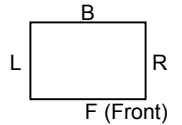
# RADIATED SUSCEPTIBILITY



Test Report #: NC601038

Test Area: 3

FACE DEFINITION  
(TOP VIEW)



EUT Model #: MIL 1566-1720

Date: 30 March, 2006

T = Top  
U = Under Side

EUT Serial #: N/A

EUT Power: 28 VDC

Temperature: 23 °C

Test Method: Mil Std 461E RS103

Air Pressure: 97.0 kPa

Customer: Lind Electronic Design

Relative Humidity: 28 %

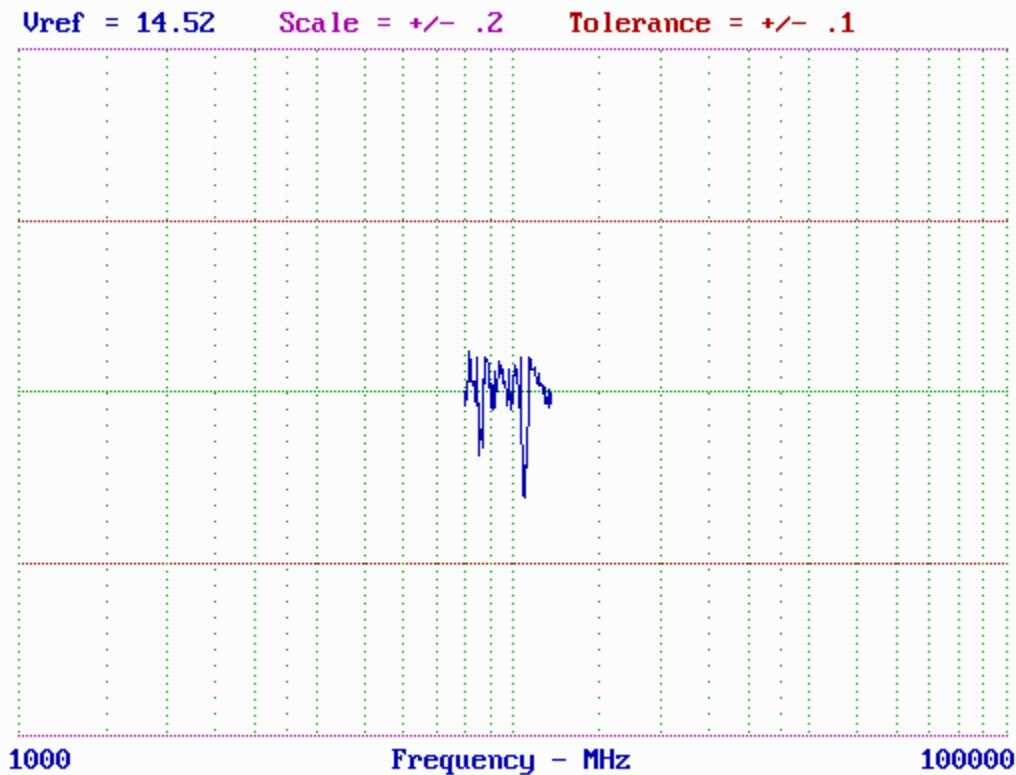
EUT Description: DC/DC Converter

Page: 6 of 13

Notes: \_\_\_\_\_

8000-12000 MHz - Horizontal Polarity - SW

**After copying graph to Clipboard, press [Backspace] to exit Graphics**



Tested by: Michael Westman  
Printed

Signature

Reviewed by: Gerald V. Anderson  
Printed

Signature

Modulation Key					
#	Type	Freq.	Shape	Duty	Depth
1	CW	None			
2	PM	1 kHz	Square	50%	100%
3					
4					
5					

T:\10xx\1038\Rpt\_Docs\RS103\1038RS03-mjwgva.doc

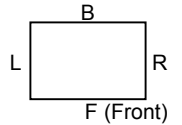
# RADIATED SUSCEPTIBILITY



Test Report #: NC601038

Test Area: 3

FACE DEFINITION  
(TOP VIEW)



EUT Model #: MIL 1566-1720

Date: 30 March, 2006

T = Top  
U = Under Side

EUT Serial #: N/A

EUT Power: 28 VDC

Temperature: 23 °C

Test Method: Mil Std 461E RS103

Air Pressure: 97.0 kPa

Customer: Lind Electronic Design

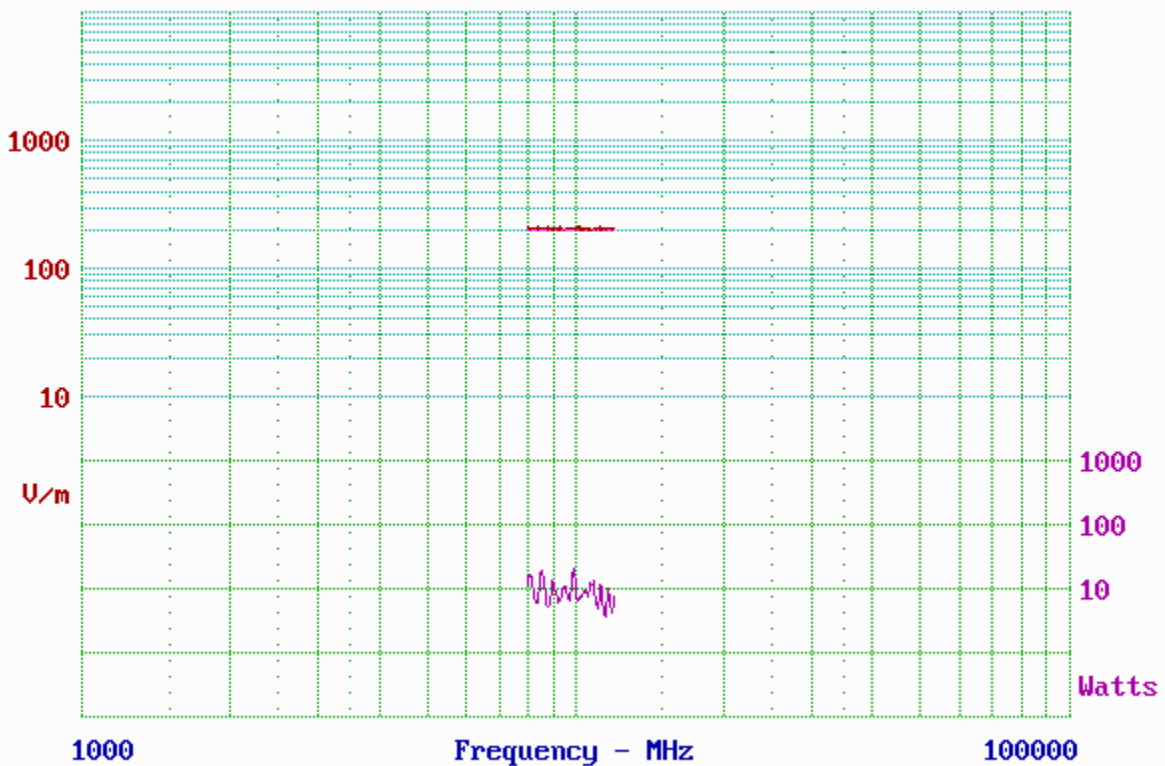
Relative Humidity: 28 %

EUT Description: DC/DC Converter

Page: 7 of 13

Notes: \_\_\_\_\_

8000-12000 MHz - Horizontal Polarity - SW  
[Backspace] to exit



Tested by: Michael Westman  
Printed

*Michael Westman*  
Signature

Reviewed by: Gerald V. Anderson  
Printed

*Gerald V. Anderson*  
Signature

Modulation Key					
#	Type	Freq.	Shape	Duty	Depth
1	CW	None			
2	PM	1 kHz	Square	50%	100%
3					
4					
5					

T:\10xx\1038\Rpt\_Docs\RS103\1038RS03-mjwgva.doc

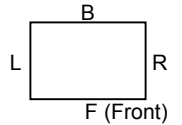
# RADIATED SUSCEPTIBILITY



Test Report #: NC601038

Test Area: 3

FACE DEFINITION  
(TOP VIEW)



EUT Model #: MIL 1566-1720

Date: 30 March, 2006

T = Top  
U = Under Side

EUT Serial #: N/A

EUT Power: 28 VDC

Temperature: 23 °C

Test Method: Mil Std 461E RS103

Air Pressure: 97.0 kPa

Customer: Lind Electronic Design

Relative Humidity: 28 %

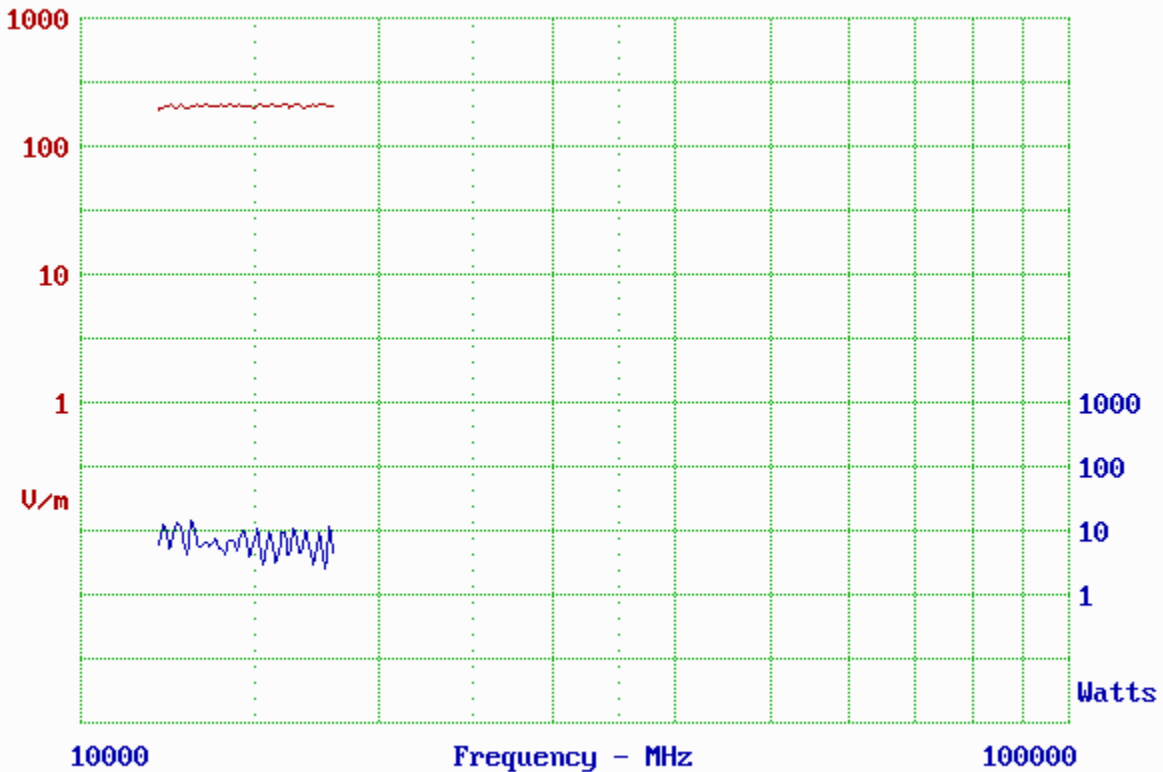
EUT Description: DC/DC Converter

Page: 8 of 13

Notes: \_\_\_\_\_

12000-18000 MHz Horizontal Calibration  
 [Backspace] to exit this screen **Field** **Forward** **Reflected**

## 12-18 GHz Horizontal Calibration



Tested by: Michael Westman  
 Printed

*Michael Westman*  
 Signature

Reviewed by: Gerald V. Anderson  
 Printed

*Gerald V. Anderson*  
 Signature

Modulation Key					
#	Type	Freq.	Shape	Duty	Depth
1	CW	None			
2	PM	1 kHz	Square	50%	100%
3					
4					
5					

T:\10xx\1038\Rpt\_Docs\RS103\1038RS03-mjwgva.doc

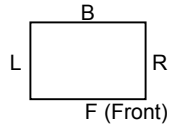
# RADIATED SUSCEPTIBILITY



Test Report #: NC601038

Test Area: 3

FACE DEFINITION  
(TOP VIEW)



EUT Model #: MIL 1566-1720

Date: 30 March, 2006

T = Top  
U = Under Side

EUT Serial #: N/A

EUT Power: 28 VDC

Temperature: 23 °C

Test Method: Mil Std 461E RS103

Air Pressure: 97.0 kPa

Customer: Lind Electronic Design

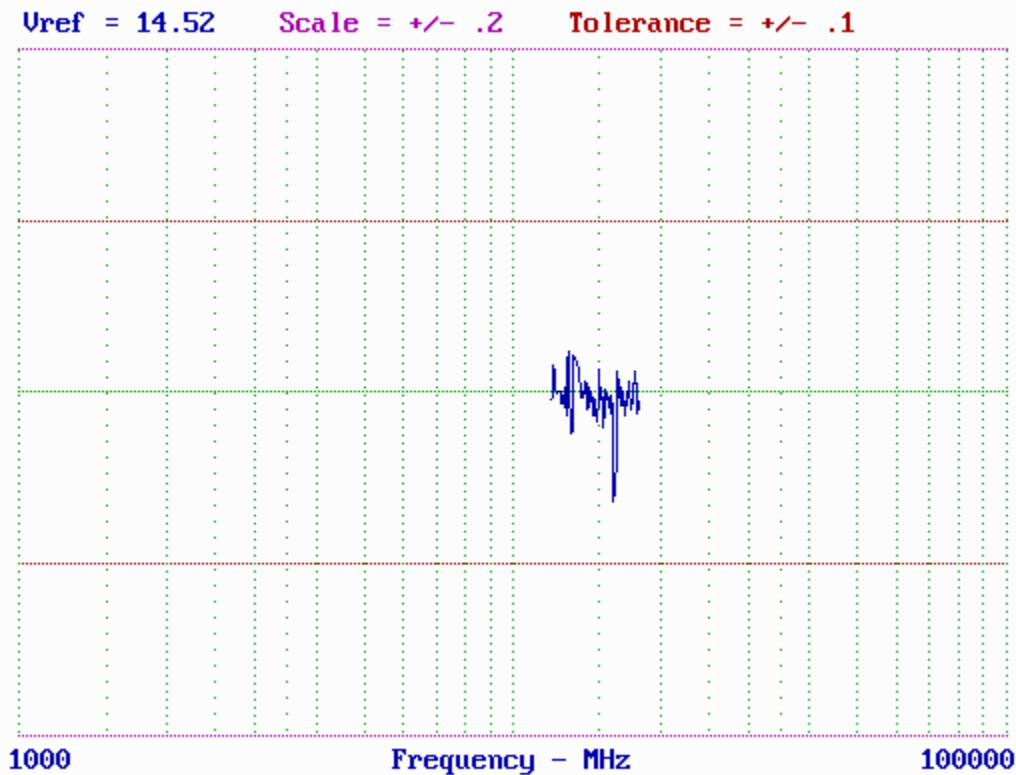
Relative Humidity: 28 %

EUT Description: DC/DC Converter

Page: 9 of 13

Notes: \_\_\_\_\_

12000-18000 MHz - Horizontal Polarity - SW  
**After copying graph to Clipboard, press [Backspace] to exit Graphics**



Tested by: Michael Westman  
 Printed

*Michael Westman*  
 Signature

Reviewed by: Gerald V. Anderson  
 Printed

*Gerald V. Anderson*  
 Signature

Modulation Key					
#	Type	Freq.	Shape	Duty	Depth
1	CW	None			
2	PM	1 kHz	Square	50%	100%
3					
4					
5					

T:\10xx\1038\Rpt\_Docs\RS103\1038RS03-mjwgva.doc



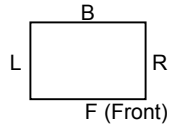
# RADIATED SUSCEPTIBILITY



Test Report #: NC601038

Test Area: 3

FACE DEFINITION  
(TOP VIEW)



EUT Model #: MIL 1566-1720

Date: 30 March, 2006

T = Top  
U = Under Side

EUT Serial #: N/A

EUT Power: 28 VDC

Temperature: 23 °C

Test Method: Mil Std 461E RS103

Air Pressure: 97.0 kPa

Customer: Lind Electronic Design

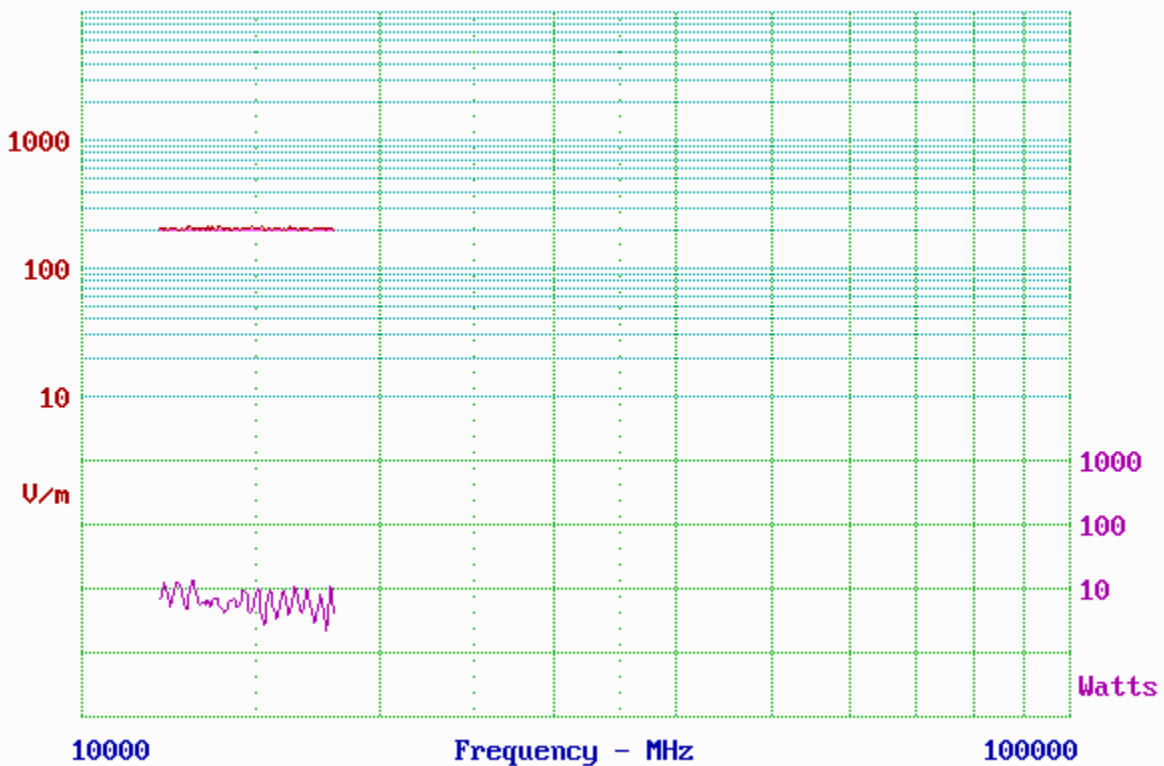
Relative Humidity: 28 %

EUT Description: DC/DC Converter

Page: 10 of 13

Notes: \_\_\_\_\_  
\_\_\_\_\_

12000-18000 MHz - Horizontal Polarity - SW  
[Backspace] to exit



Tested by: Michael Westman  
Printed

*[Signature]*  
Signature

Reviewed by: Gerald V. Anderson  
Printed

*[Signature]*  
Signature

Modulation Key					
#	Type	Freq.	Shape	Duty	Depth
1	CW	None			
2	PM	1 kHz	Square	50%	100%
3					
4					
5					

T:\10xx\1038\Rpt\_Docs\RS103\1038RS03-mjwgva.doc

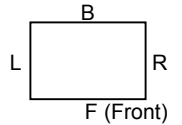
# RADIATED SUSCEPTIBILITY



Test Report #: NC601038

Test Area: 3

FACE DEFINITION  
(TOP VIEW)



EUT Model #: MIL 1566-1720

Date: 30 March, 2006

T = Top  
U = Under Side

EUT Serial #: N/A

EUT Power: 28 VDC

Temperature: 23 °C

Test Method: Mil Std 461E RS103

Air Pressure: 97.0 kPa

Customer: Lind Electronic Design

Relative Humidity: 28 %

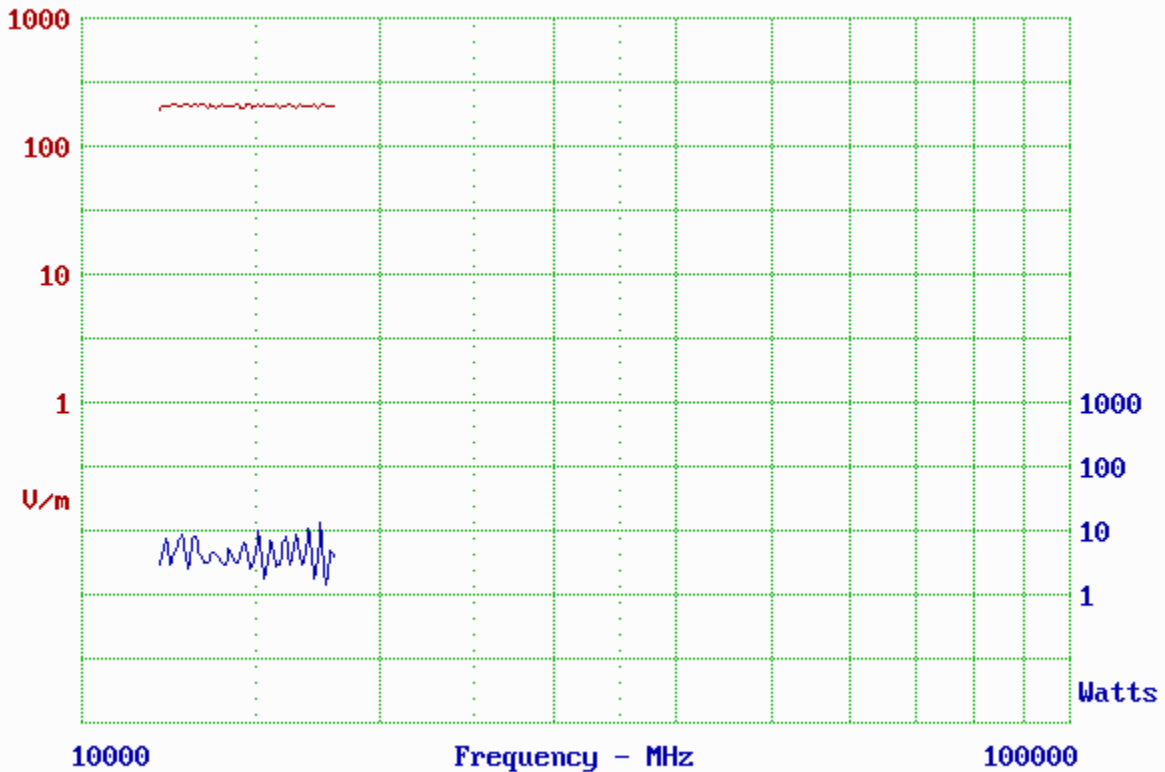
EUT Description: DC/DC Converter

Page: 11 of 13

Notes: \_\_\_\_\_

12000-18000 MHz Vertical Calibration  
 [Backspace] to exit this screen **Field** **Forward** **Reflected**

## 12-18 GHz Vertical Calibration



Tested by: Michael Westman  
 Printed

*Michael Westman*  
 Signature

Reviewed by: Gerald V. Anderson  
 Printed

*Gerald V. Anderson*  
 Signature

Modulation Key					
#	Type	Freq.	Shape	Duty	Depth
1	CW	None			
2	PM	1 kHz	Square	50%	100%
3					
4					
5					

T:\10xx\1038\Rpt\_Docs\RS103\1038RS03-mjwgva.doc

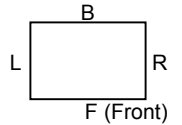
# RADIATED SUSCEPTIBILITY



Test Report #: NC601038

Test Area: 3

FACE DEFINITION  
(TOP VIEW)



EUT Model #: MIL 1566-1720

Date: 30 March, 2006

T = Top  
U = Under Side

EUT Serial #: N/A

EUT Power: 28 VDC

Temperature: 23 °C

Test Method: Mil Std 461E RS103

Air Pressure: 97.0 kPa

Customer: Lind Electronic Design

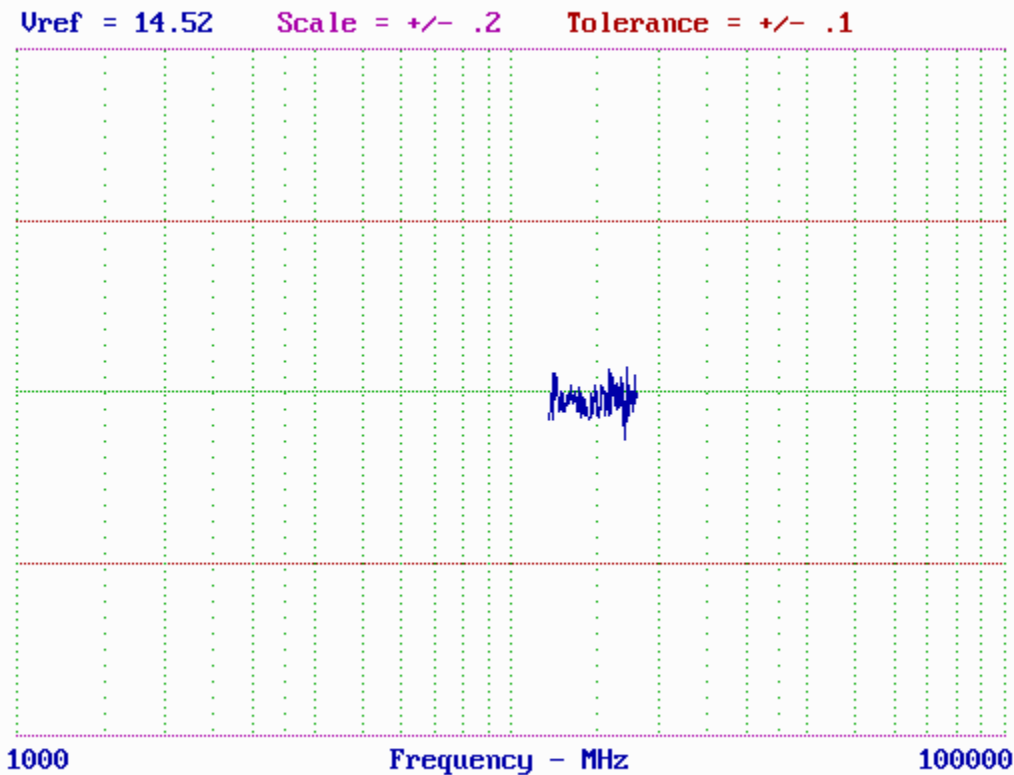
Relative Humidity: 28 %

EUT Description: DC/DC Converter

Page: 12 of 13

Notes: \_\_\_\_\_

12000-18000 MHz - Vertical Polarity - SW  
**After copying graph to Clipboard, press [Backspace] to exit Graphics**



Tested by: Michael Westman  
Printed

Signature

Reviewed by: Gerald V. Anderson  
Printed

Signature

Modulation Key					
#	Type	Freq.	Shape	Duty	Depth
1	CW	None			
2	PM	1 kHz	Square	50%	100%
3					
4					
5					

T:\10xx\1038\Rpt\_Docs\RS103\1038RS03-mjwgva.doc

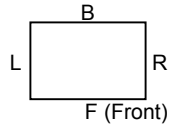
# RADIATED SUSCEPTIBILITY



Test Report #: NC601038

Test Area: 3

FACE DEFINITION  
(TOP VIEW)



EUT Model #: MIL 1566-1720

Date: 30 March, 2006

T = Top  
U = Under Side

EUT Serial #: N/A

EUT Power: 28 VDC

Temperature: 23 °C

Test Method: Mil Std 461E RS103

Air Pressure: 97.0 kPa

Customer: Lind Electronic Design

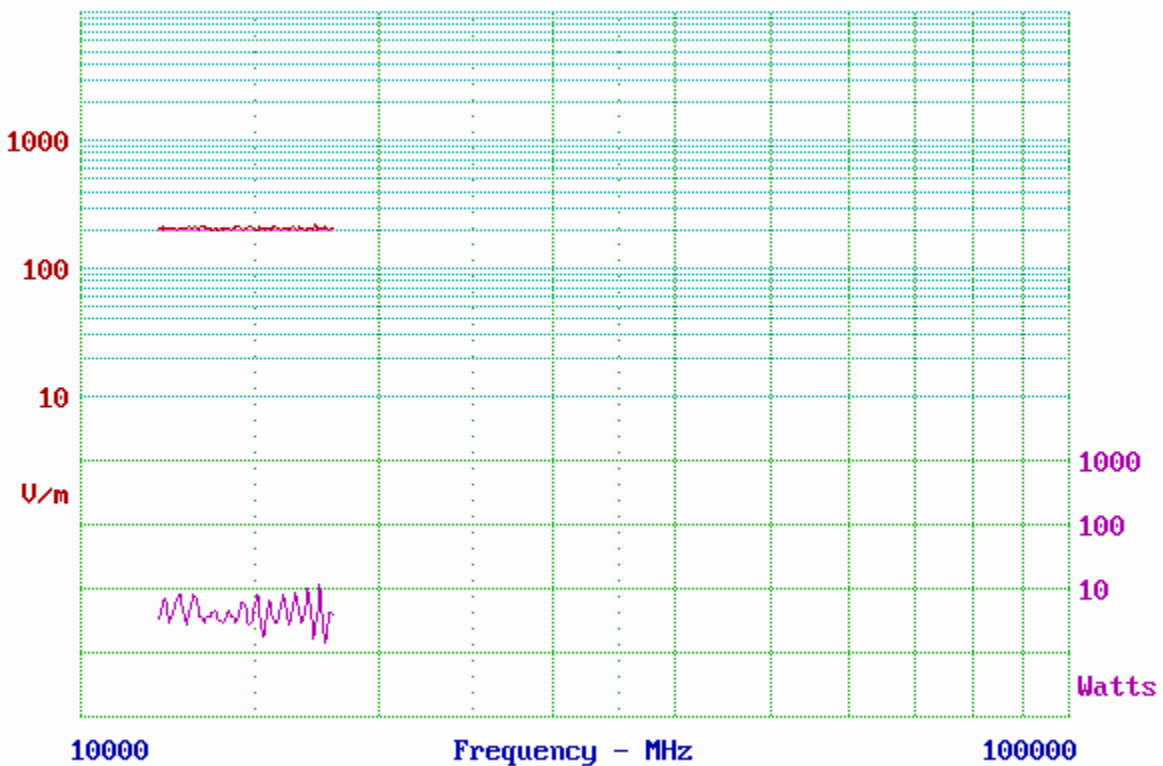
Relative Humidity: 28 %

EUT Description: DC/DC Converter

Page: 13 of 13

Notes: \_\_\_\_\_  
\_\_\_\_\_

12000-18000 MHz - Vertical Polarity - SW  
[Backspace] to exit



Tested by: Michael Westman  
Printed

Signature

Reviewed by: Gerald V. Anderson  
Printed

Signature

Modulation Key					
#	Type	Freq.	Shape	Duty	Depth
1	CW	None			
2	PM	1 kHz	Square	50%	100%
3					
4					
5					

T:\10xx\1038\Rpt\_Docs\RS103\1038RS03-mjwgva.doc

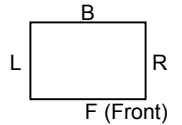
# RADIATED SUSCEPTIBILITY



Test Report #: NC601038

Test Area: 3

FACE DEFINITION  
(TOP VIEW)



EUT Model #: MIL 1566-1720

Date: 31 March, 2006

T = Top  
U = Under Side

EUT Serial #: N/A

EUT Power: 28 VDC

Temperature: 23 °C

Test Method: Mil Std 461E RS103

Air Pressure: 96.7 kPa

Customer: Lind Electronic Design

Relative Humidity: 38 %

EUT Description: DC/DC Converter

Page: 1 of 8

Notes: \_\_\_\_\_

TEST FREQUENCY (MHz)	TEST LEVEL (V/m)	MODULATION TYPE (SEE KEY)	FIELD POLARITY (H/V)	ANTENNA DISTANCE (METERS)	DWELL TIME (SEC.)	STEP SIZE FREQ. % INCREASE	EUT FACE	COMPLIES		REMARKS
								Yes	No	
2	200	2	V	.75	3	1	F	✓		
↓	↓	↓	↓	↓	↓	↓	↓	↓		
30	↓	↓	↓	↓	↓	.5	↓	↓		
↓	↓	↓	↓	↓	↓	↓	↓	↓		
200	↓	↓	↓	↓	↓	↓	↓	↓		
6	200	2	V	.75	3	1	F	✓		Tested with change of monitoring equipment setup
↓	↓	↓	↓	↓	↓	↓	↓	↓		
30	↓	↓	↓	↓	↓	.5	↓	↓		
↓	↓	↓	↓	↓	↓	↓	↓	↓		
36	↓	↓	↓	↓	↓	↓	↓	↓		
30	200	2	H	.75	3	.5	F	✓		
↓	↓	↓	↓	↓	↓	↓	↓	↓		
200	↓	↓	↓	↓	↓	↓	↓	↓		

Tested by: Michael Westman  
Printed

Signature

Reviewed by: Gerald V. Anderson  
Printed

Signature

Modulation Key					
#	Type	Freq.	Shape	Duty	Depth
1	CW	None			
2	PM	1 kHz	Square	50%	100%
3					
4					
5					

T:\10xx\1038\Rpt\_Docs\RS103\1038RS04-mjwgva.doc

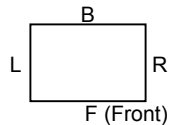
# RADIATED SUSCEPTIBILITY



Test Report #: NC601038

Test Area: 3

FACE DEFINITION  
(TOP VIEW)



EUT Model #: MIL 1566-1720

Date: 31 March, 2006

T = Top  
U = Under Side

EUT Serial #: N/A

EUT Power: 28 VDC

Temperature: 23 °C

Test Method: Mil Std 461E RS103

Air Pressure: 96.7 kPa

Customer: Lind Electronic Design

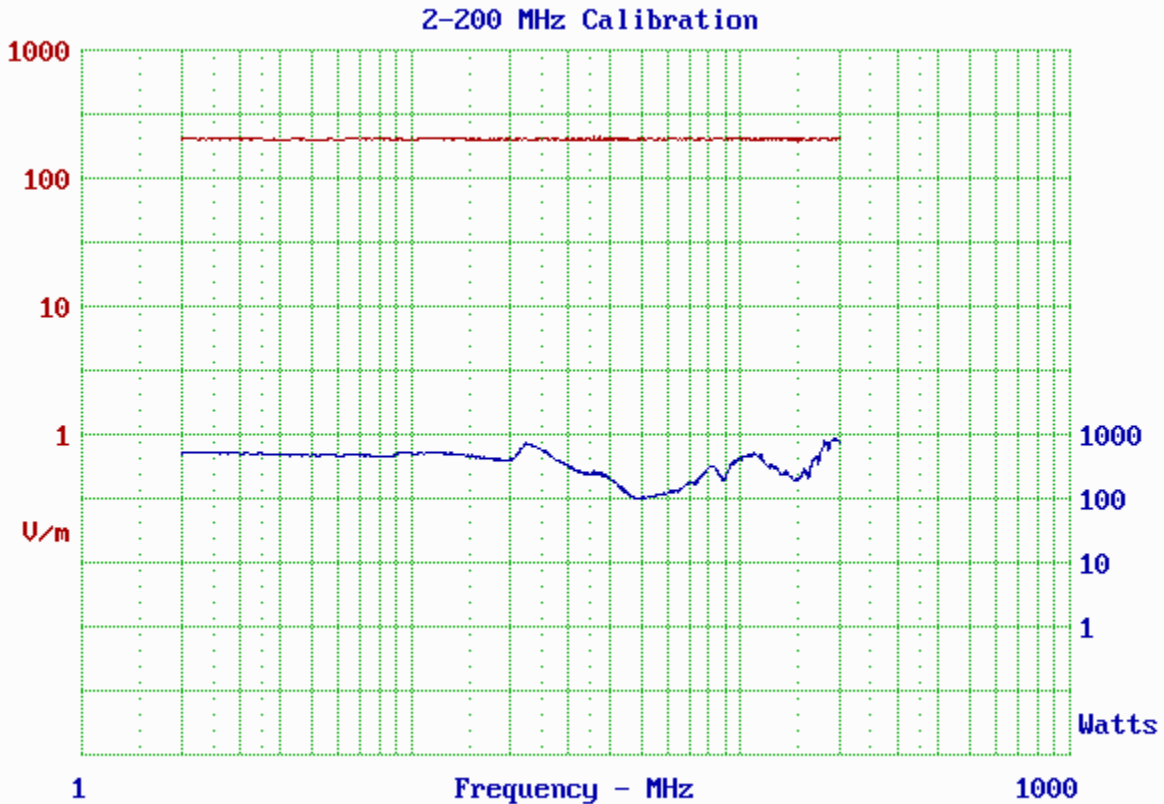
Relative Humidity: 38 %

EUT Description: DC/DC Converter

Page: 2 of 8

Notes: \_\_\_\_\_

2-200 MHz Calibration  
 [Backspace] to exit this screen    **Field**    **Forward**    **Reflected**



Tested by: Michael Westman  
 Printed

*[Signature]*  
 Signature

Reviewed by: Gerald V. Anderson  
 Printed

*[Signature]*  
 Signature

Modulation Key					
#	Type	Freq.	Shape	Duty	Depth
1	CW	None			
2	PM	1 kHz	Square	50%	100%
3					
4					
5					

T:\10xx\1038\Rpt\_Docs\RS103\1038RS04-mjwgva.doc

# RADIATED SUSCEPTIBILITY



Test Report #: NC601038 Test Area: 3

EUT Model #: MIL 1566-1720 Date: 31 March, 2006

EUT Serial #: N/A EUT Power: 28 VDC

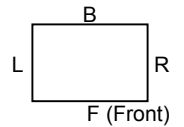
Test Method: Mil Std 461E RS103

Customer: Lind Electronic Design

EUT Description: DC/DC Converter

Notes: \_\_\_\_\_

FACE DEFINITION  
(TOP VIEW)



T = Top  
U = Under Side

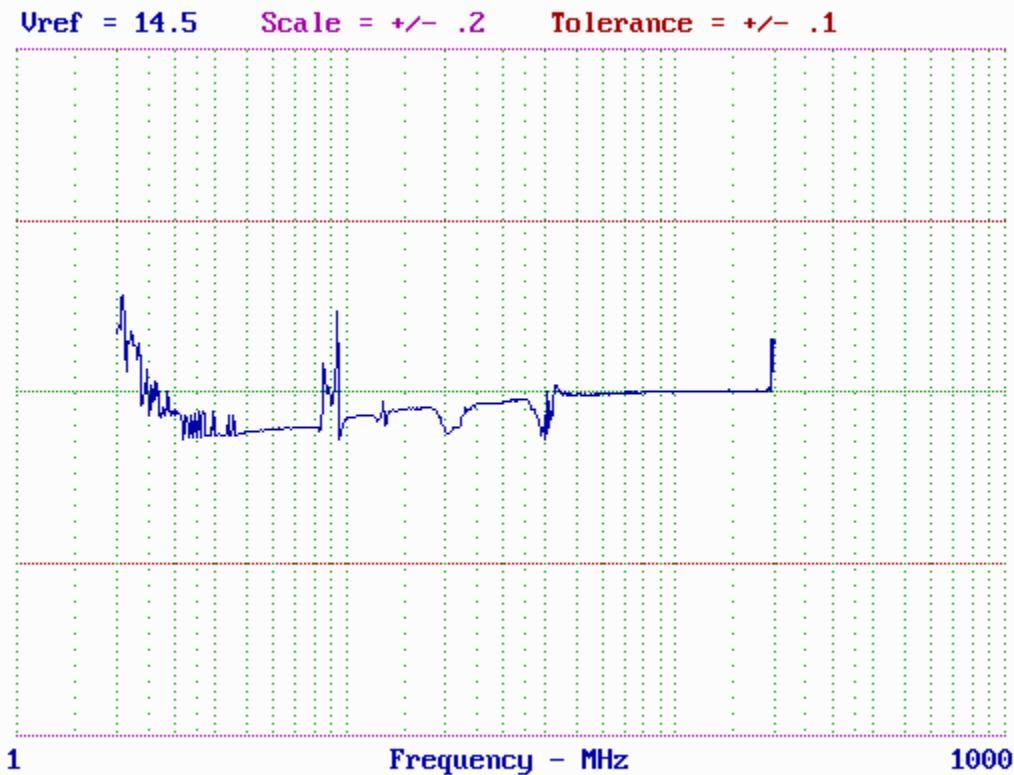
Temperature: 23 °C

Air Pressure: 96.7 kPa

Relative Humidity: 38 %

Page: 3 of 8

2-200 MHz - Vertical Polarity - SW  
**After copying graph to Clipboard, press [Backspace] to exit Graphics**



Tested by: Michael Westman  
Printed

*Michael Westman*  
Signature

Reviewed by: Gerald V. Anderson  
Printed

*Gerald V. Anderson*  
Signature

Modulation Key					
#	Type	Freq.	Shape	Duty	Depth
1	CW	None			
2	PM	1 kHz	Square	50%	100%
3					
4					
5					

T:\10xx\1038\Rpt\_Docs\RS103\1038RS04-mjwgva.doc

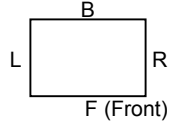
# RADIATED SUSCEPTIBILITY



Test Report #: NC601038

Test Area: 3

FACE DEFINITION  
(TOP VIEW)



EUT Model #: MIL 1566-1720

Date: 31 March, 2006

T = Top  
U = Under Side

EUT Serial #: N/A

EUT Power: 28 VDC

Temperature: 23 °C

Test Method: Mil Std 461E RS103

Air Pressure: 96.7 kPa

Customer: Lind Electronic Design

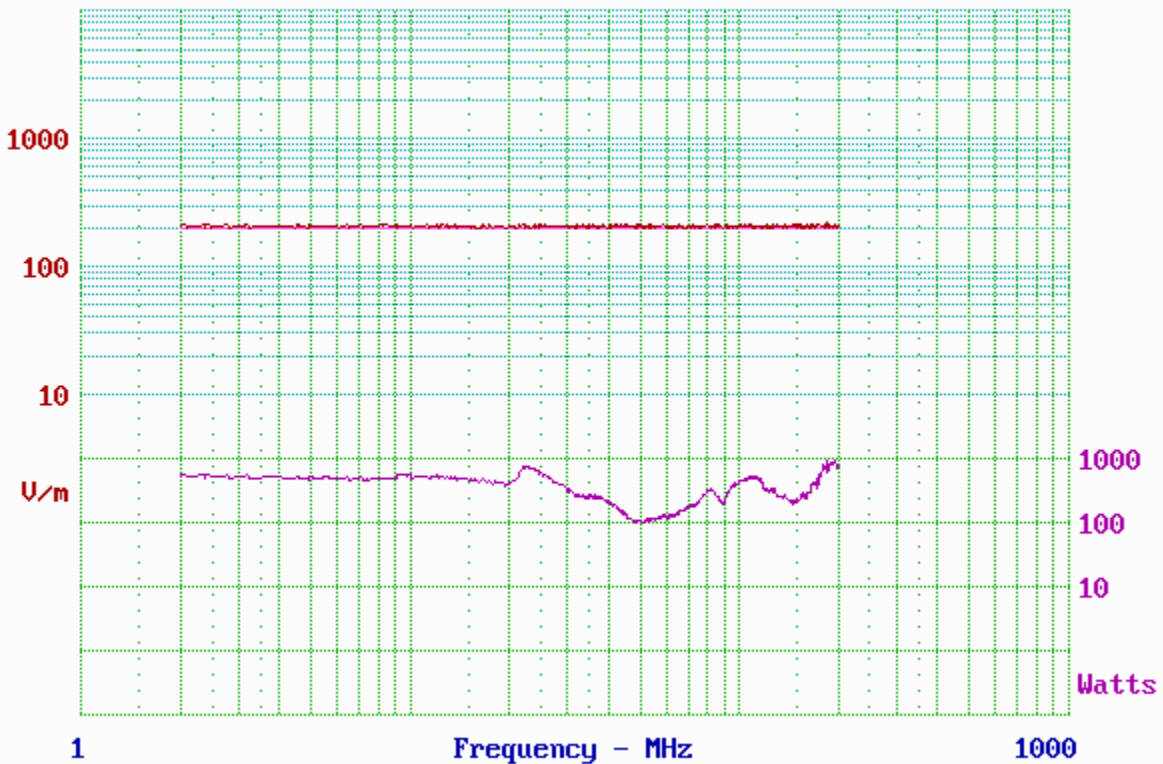
Relative Humidity: 38 %

EUT Description: DC/DC Converter

Page: 4 of 8

Notes: \_\_\_\_\_

2-200 MHz - Vertical Polarity - SW  
[Backspace] to exit



Tested by: Michael Westman  
Printed

*Michael Westman*  
Signature

Reviewed by: Gerald V. Anderson  
Printed

*Gerald V. Anderson*  
Signature

Modulation Key					
#	Type	Freq.	Shape	Duty	Depth
1	CW	None			
2	PM	1 kHz	Square	50%	100%
3					
4					
5					

T:\10xx\1038\Rpt\_Docs\RS103\1038RS04-mjwgva.doc



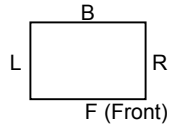
# RADIATED SUSCEPTIBILITY



Test Report #: NC601038

Test Area: 3

FACE DEFINITION  
(TOP VIEW)



EUT Model #: MIL 1566-1720

Date: 31 March, 2006

T = Top  
U = Under Side

EUT Serial #: N/A

EUT Power: 28 VDC

Temperature: 23 °C

Test Method: Mil Std 461E RS103

Air Pressure: 96.7 kPa

Customer: Lind Electronic Design

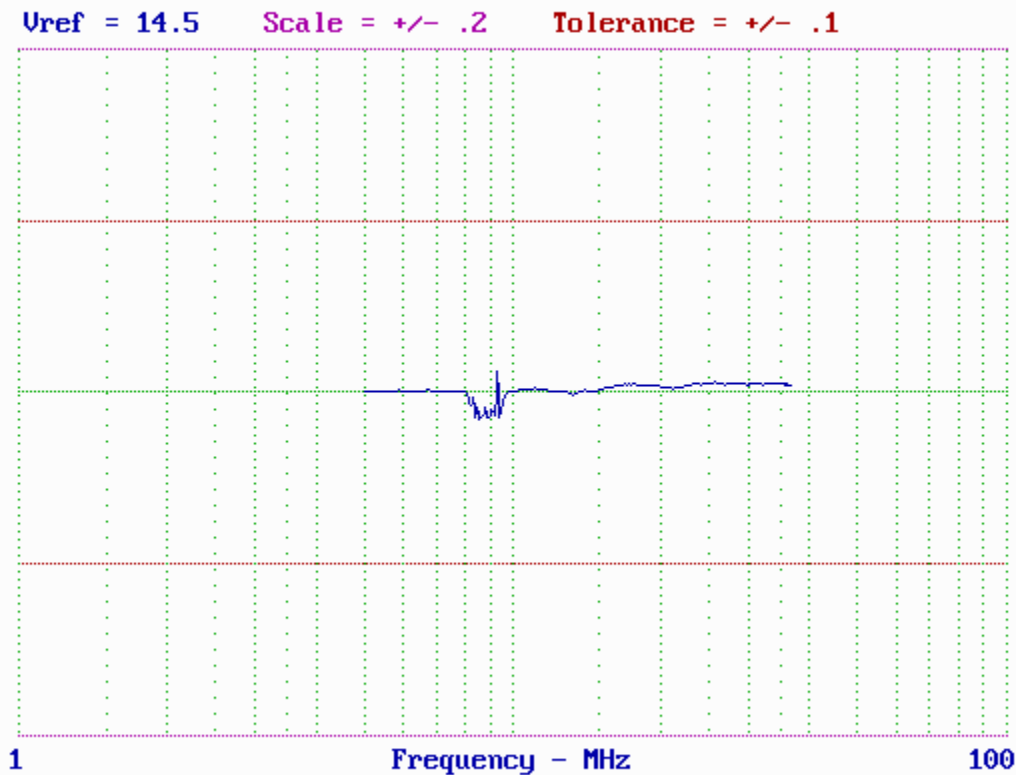
Relative Humidity: 38 %

EUT Description: DC/DC Converter

Page: 5 of 8

Notes: \_\_\_\_\_

6-36 MHz - Vertical Polarity - SW - Tested with change to monitoring equipment setup  
**After copying graph to Clipboard, press [Backspace] to exit Graphics**



Tested by: Michael Westman  
 Printed

Signature

Reviewed by: Gerald V. Anderson  
 Printed

Signature

Modulation Key					
#	Type	Freq.	Shape	Duty	Depth
1	CW	None			
2	PM	1 kHz	Square	50%	100%
3					
4					
5					

T:\10xx\1038\Rpt\_Docs\RS103\1038RS04-mjwgva.doc

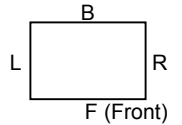
# RADIATED SUSCEPTIBILITY



Test Report #: NC601038

Test Area: 3

FACE DEFINITION  
(TOP VIEW)



EUT Model #: MIL 1566-1720

Date: 31 March, 2006

T = Top  
U = Under Side

EUT Serial #: N/A

EUT Power: 28 VDC

Temperature: 23 °C

Test Method: Mil Std 461E RS103

Air Pressure: 96.7 kPa

Customer: Lind Electronic Design

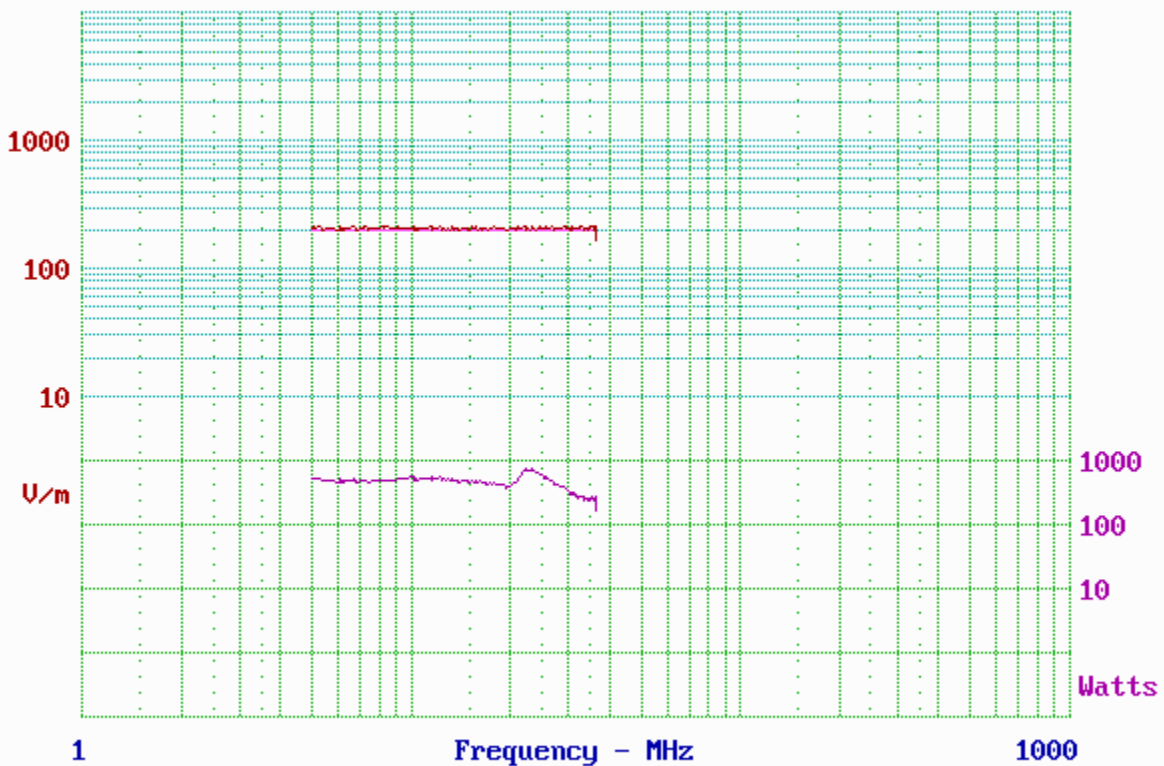
Relative Humidity: 38 %

EUT Description: DC/DC Converter

Page: 6 of 8

Notes: \_\_\_\_\_

6-36 MHz - Vertical Polarity - SW - Tested with change to monitoring equipment setup  
[Backspace] to exit



Tested by: Michael Westman  
Printed

*[Signature]*  
Signature

Reviewed by: Gerald V. Anderson  
Printed

*[Signature]*  
Signature

Modulation Key					
#	Type	Freq.	Shape	Duty	Depth
1	CW	None			
2	PM	1 kHz	Square	50%	100%
3					
4					
5					

T:\10xx\1038\Rpt\_Docs\RS103\1038RS04-mjwgva.doc

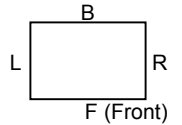
# RADIATED SUSCEPTIBILITY



Test Report #: NC601038

Test Area: 3

FACE DEFINITION  
(TOP VIEW)



EUT Model #: MIL 1566-1720

Date: 31 March, 2006

T = Top  
U = Under Side

EUT Serial #: N/A

EUT Power: 28 VDC

Temperature: 23 °C

Test Method: Mil Std 461E RS103

Air Pressure: 96.7 kPa

Customer: Lind Electronic Design

Relative Humidity: 38 %

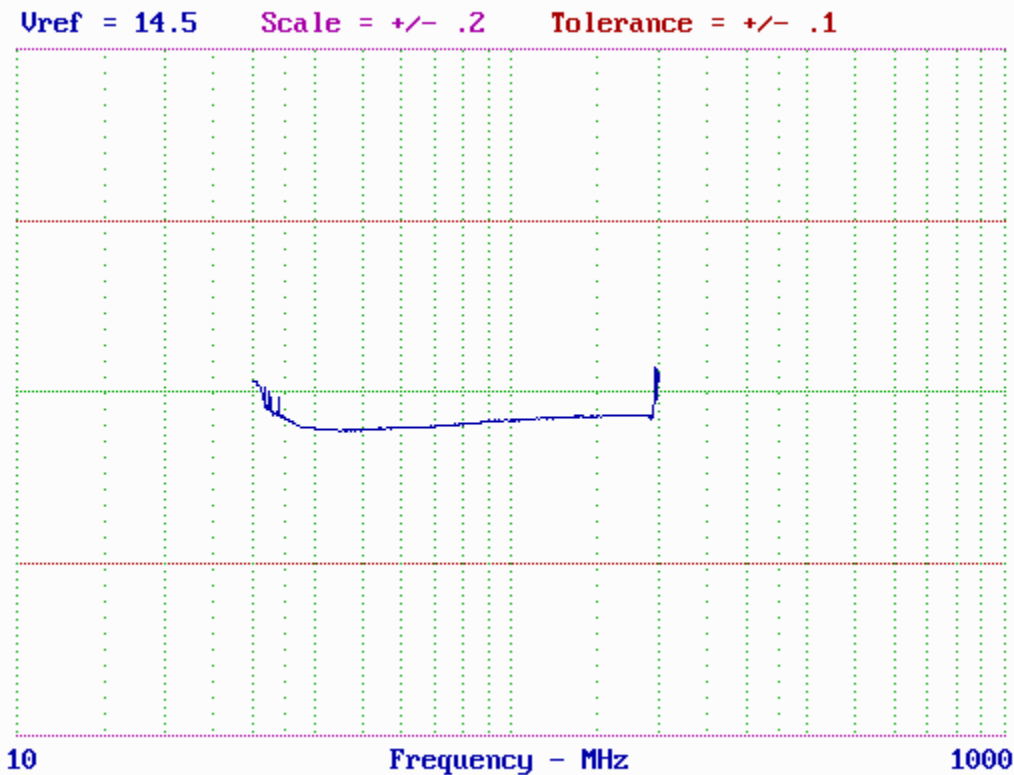
EUT Description: DC/DC Converter

Page: 7 of 8

Notes: \_\_\_\_\_

30-200 MHz - Horizontal Polarity - SW

**After copying graph to Clipboard, press [Backspace] to exit Graphics**



Tested by: Michael Westman  
Printed

*Michael Westman*  
Signature

Reviewed by: Gerald V. Anderson  
Printed

*Gerald V. Anderson*  
Signature

Modulation Key					
#	Type	Freq.	Shape	Duty	Depth
1	CW	None			
2	PM	1 kHz	Square	50%	100%
3					
4					
5					

T:\10xx\1038\Rpt\_Docs\RS103\1038RS04-mjwgva.doc

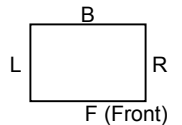
# RADIATED SUSCEPTIBILITY



Test Report #: NC601038

Test Area: 3

FACE DEFINITION  
(TOP VIEW)



EUT Model #: MIL 1566-1720

Date: 31 March, 2006

T = Top  
U = Under Side

EUT Serial #: N/A

EUT Power: 28 VDC

Temperature: 23 °C

Test Method: Mil Std 461E RS103

Air Pressure: 96.7 kPa

Customer: Lind Electronic Design

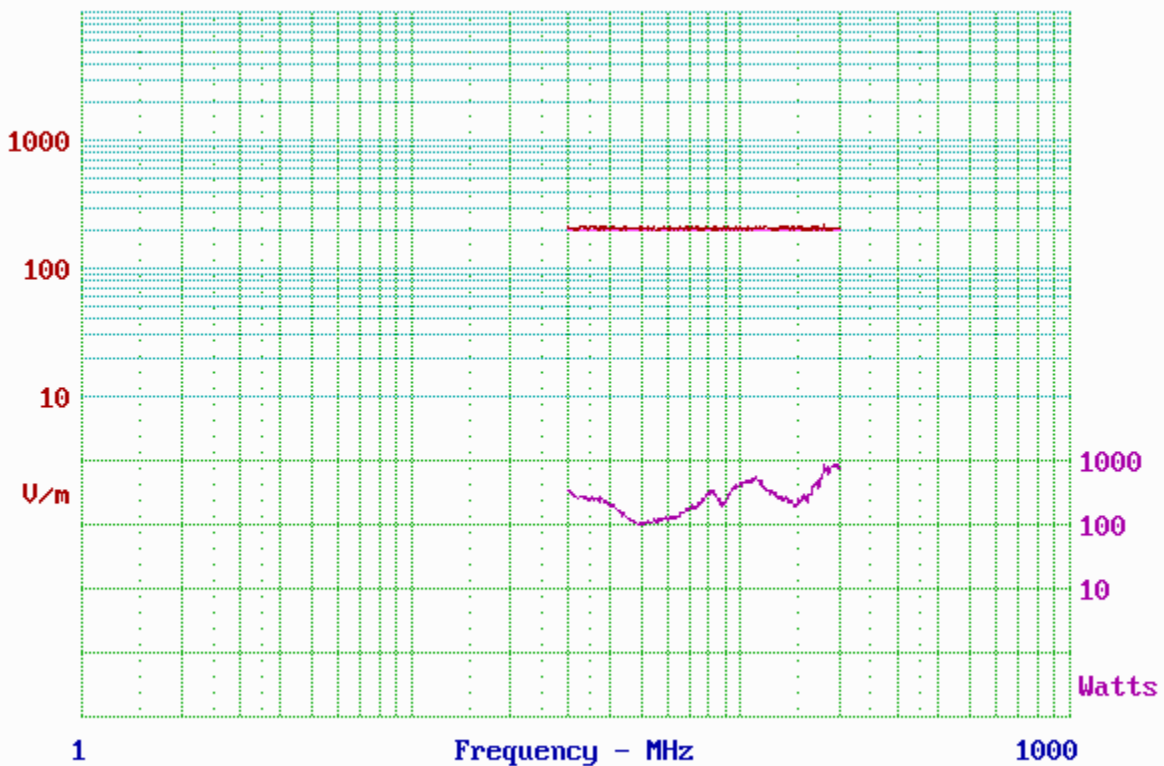
Relative Humidity: 38 %

EUT Description: DC/DC Converter

Page: 8 of 8

Notes: \_\_\_\_\_  
\_\_\_\_\_

30-200 MHz - Horizontal Polarity - SW  
[Backspace] to exit



Tested by: Michael Westman  
Printed

*[Signature]*  
Signature

Reviewed by: Gerald V. Anderson  
Printed

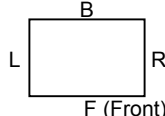
*[Signature]*  
Signature

Modulation Key					
#	Type	Freq.	Shape	Duty	Depth
1	CW	None			
2	PM	1 kHz	Square	50%	100%
3					
4					
5					

T:\10xx\1038\Rpt\_Docs\RS103\1038RS04-mjwgva.doc

# CONDUCTED EMISSIONS



Test Report #: NC601038 Test Area: 3 FACE DEFINITION (TOP VIEW)   
 EUT Model #: MIL 1566-1720 Date: 4 April, 2006 T = Top U = Under Side  
 EUT Serial #: N/A EUT Power: 28 VDC Temperature: 22 °C  
 Test Method: RTCA DO160D Section 21 CE Air Pressure: 98.9 kPa  
 Customer: Lind Electronic Design Relative Humidity: 26 %  
 EUT Description: DC/DC Converter Page: 1 of 8

Notes: 15 Volt DC Converter

Data File Name: 1038ce01.dat Tabular Data File: 1038ce01.tab

Frequency Range	Transducer Description (Type)	Mode of Operation (SEE KEY)	EUT lead under test	Emission Type (NB / BB)	Remarks
<b>Subreport Number: 1</b>					
150.0 kHz - 2.0 MHz	CURRENT PROBE	1	+ 28 VDC	N/A	
2.0 MHz - 30.0 MHz	CURRENT PROBE	1	+ 28 VDC	N/A	
<b>Subreport Number: 2</b>					
150.0 kHz - 2.0 MHz	CURRENT PROBE	2	+ 28 VDC	N/A	
2.0 MHz - 30.0 MHz	CURRENT PROBE	2	+ 28 VDC	N/A	
<b>Subreport Number: 3</b>					
150.0 kHz - 2.0 MHz	CURRENT PROBE	1	28 VDC Return	N/A	
2.0 MHz - 30.0 MHz	CURRENT PROBE	1	28 VDC Return	N/A	
<b>Subreport Number: 4</b>					
150.0 kHz - 2.0 MHz	CURRENT PROBE	2	28 VDC Return	N/A	
2.0 MHz - 30.0 MHz	CURRENT PROBE	2	28 VDC Return	N/A	
<b>Subreport Number: 5</b>					
150.0 kHz - 2.0 MHz	CURRENT PROBE	1	Signal Bundle	N/A	
2.0 MHz - 30.0 MHz	CURRENT PROBE	1	Signal Bundle	N/A	
30.0 MHz - 100.0 MHz	CURRENT PROBE	1	Signal Bundle	N/A	

Tested by: Michael Westman  
Printed

  
Signature

Reviewed by: Gerald V. Anderson  
Printed

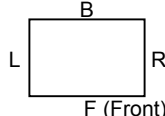
  
Signature

Mode of Operation Key	
#	Description
1	ambient
2	fully operational
3	
4	
5	

T:\10xx\1038\Rpt\_Docs\sec21ce\1038ce01-mjwvga.doc

# CONDUCTED EMISSIONS



Test Report #: NC601038      Test Area: 3      FACE DEFINITION (TOP VIEW) 

EUT Model #: MIL 1566-1720      Date: 4 April, 2006      T = Top  
 U = Under Side

EUT Serial #: N/A      EUT Power: 28 VDC      Temperature: 22 °C

Test Method: RTCA DO160D Section 21 CE      Air Pressure: 98.9 kPa

Customer: Lind Electronic Design      Relative Humidity: 26 %


EUT Description: DC/DC Converter      Page: 2 of 8

Notes: 15 Volt DC Converter

Data File Name: 1038ce01.dat      Tabular Data File: 1038ce01.tab

Frequency Range	Transducer Description (Type)	Mode of Operation (SEE KEY)	EUT lead under test	Emission Type (NB / BB)	Remarks
Subreport Number: 6					
150.0 kHz - 2.0 MHz	CURRENT PROBE	2	Signal Bundle	N/A	
2.0 MHz - 30.0 MHz	CURRENT PROBE	2	Signal Bundle	N/A	
30.0 MHz - 100.0 MHz	CURRENT PROBE	2	Signal Bundle	N/A	

Tested by: Michael Westman  
 Printed

  
 Signature

Reviewed by: Gerald V. Anderson  
 Printed

  
 Signature

Mode of Operation Key	
#	Description
1	ambient
2	fully operational
3	
4	
5	

T:\10xx\1038\Rpt\_Docs\sec21ce\1038ce01-mjwgva.doc

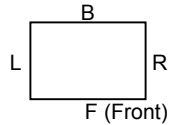
# CONDUCTED EMISSIONS



Test Report #: NC601038

Test Area: 3

FACE DEFINITION  
(TOP VIEW)



EUT Model #: MIL 1566-1720

Date: 4 April, 2006

T = Top  
U = Under Side

EUT Serial #: N/A

EUT Power: 28 VDC

Temperature: 22 °C

Test Method: RTCA DO160D Section 21 CE

Air Pressure: 98.9 kPa

Customer: Lind Electronic Design

Relative Humidity: 26 %

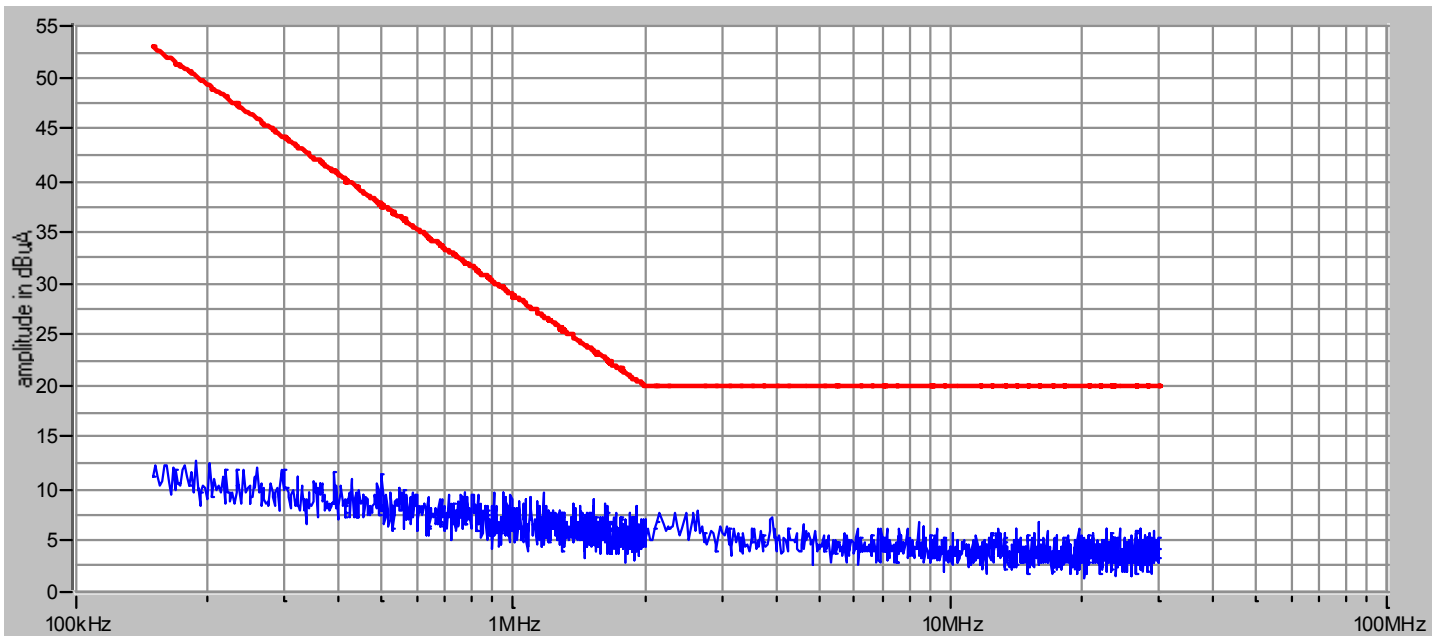
EUT Description: DC/DC Converter

Page: 3 of 8

Notes: 15 Volt DC Converter

Data File Name: 1038ce01.dat Tabular Data File: 1038ce01.tab

## Subreport Number: 1 of 6



EUT mode of operation : ambient  
EUT lead under test : +28 VDC

Tested by: Michael Westman  
Printed

Signature

Reviewed by: Gerald V. Anderson  
Printed

Signature

Mode of Operation Key	
#	Description
1	ambient
2	fully operational
3	
4	
5	

T:\10xx\1038\Rpt\_Docs\sec21ce\1038ce01-mjwgva.doc

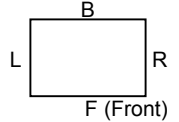
# CONDUCTED EMISSIONS



Test Report #: NC601038

Test Area: 3

FACE DEFINITION  
(TOP VIEW)



EUT Model #: MIL 1566-1720

Date: 4 April, 2006

T = Top  
U = Under Side

EUT Serial #: N/A

EUT Power: 28 VDC

Temperature: 22 °C

Test Method: RTCA DO160D Section 21 CE

Air Pressure: 98.9 kPa

Customer: Lind Electronic Design

Relative Humidity: 26 %

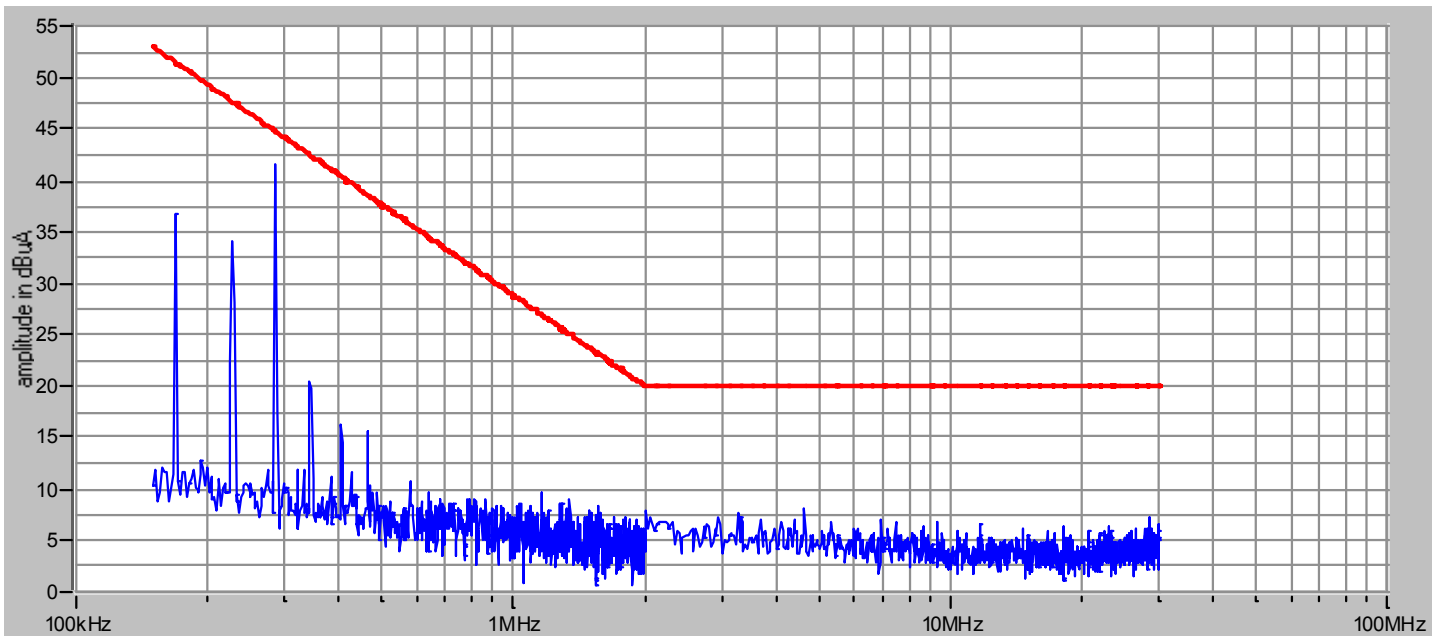
EUT Description: DC/DC Converter

Page: 4 of 8

Notes: 15 Volt DC Converter

Data File Name: 1038ce01.dat Tabular Data File: 1038ce01.tab

## Subreport Number: 2 of 6



EUT mode of operation : **fully operational**  
EUT lead under test : **+28 VDC**

Tested by: Michael Westman  
Printed

Signature

Reviewed by: Gerald V. Anderson  
Printed

Signature

Mode of Operation Key	
#	Description
1	ambient
2	fully operational
3	
4	
5	

T:\10xx\1038\Rpt\_Docs\sec21ce\1038ce01-mjwgva.doc



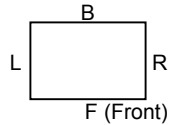
# CONDUCTED EMISSIONS



Test Report #: NC601038

Test Area: 3

FACE DEFINITION  
(TOP VIEW)



EUT Model #: MIL 1566-1720

Date: 4 April, 2006

T = Top  
U = Under Side

EUT Serial #: N/A

EUT Power: 28 VDC

Temperature: 22 °C

Test Method: RTCA DO160D Section 21 CE

Air Pressure: 98.9 kPa

Customer: Lind Electronic Design

Relative Humidity: 26 %

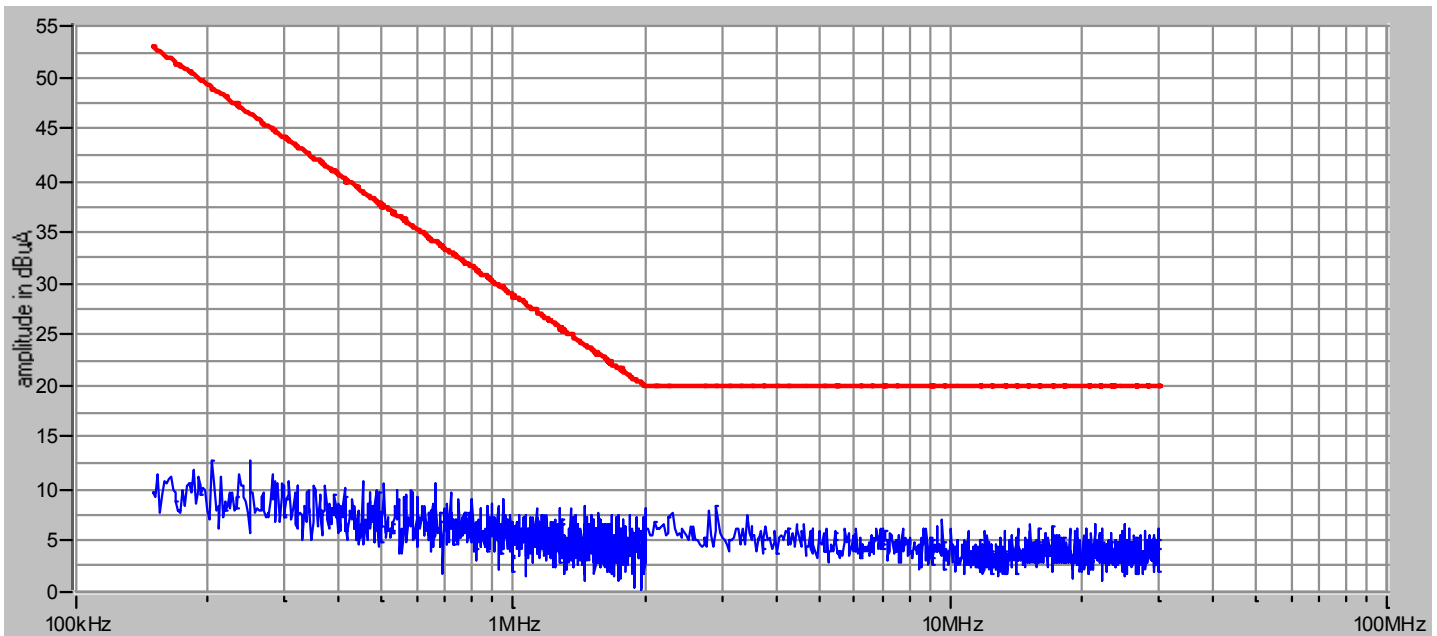
EUT Description: DC/DC Converter

Page: 5 of 8

Notes: 15 Volt DC Converter

Data File Name: 1038ce01.dat Tabular Data File: 1038ce01.tab

## Subreport Number: 3 of 6



EUT mode of operation : ambient  
EUT lead under test : 28 VDC return

Tested by: Michael Westman  
Printed

Signature

Reviewed by: Gerald V. Anderson  
Printed

Signature

Mode of Operation Key	
#	Description
1	ambient
2	fully operational
3	
4	
5	

T:\10xx\1038\Rpt\_Docs\sec21ce\1038ce01-mjwgva.doc

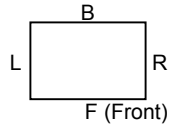
# CONDUCTED EMISSIONS



Test Report #: NC601038

Test Area: 3

FACE DEFINITION  
(TOP VIEW)



EUT Model #: MIL 1566-1720

Date: 4 April, 2006

T = Top  
U = Under Side

EUT Serial #: N/A

EUT Power: 28 VDC

Temperature: 22 °C

Test Method: RTCA DO160D Section 21 CE

Air Pressure: 98.9 kPa

Customer: Lind Electronic Design

Relative Humidity: 26 %

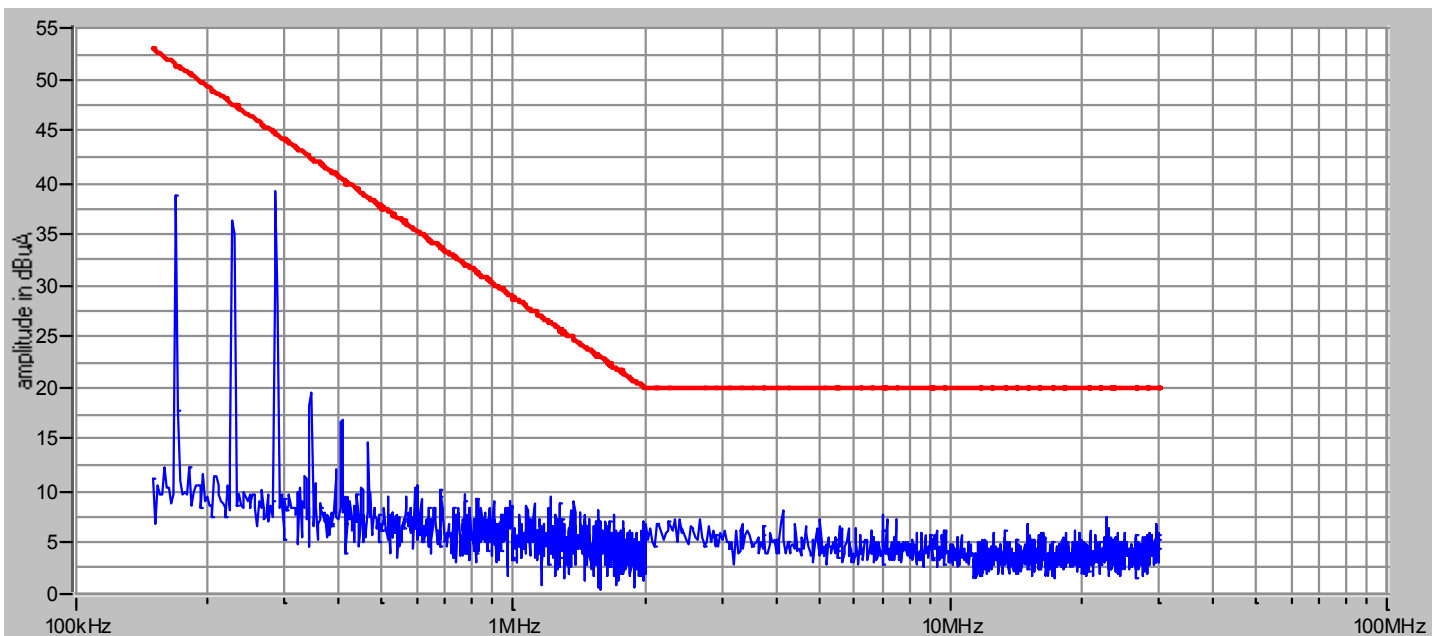
EUT Description: DC/DC Converter

Page: 6 of 8

Notes: 15 Volt DC Converter

Data File Name: 1038ce01.dat Tabular Data File: 1038ce01.tab

## Subreport Number: 4 of 6



EUT mode of operation : **fully operational**  
EUT lead under test : **28 VDC return**

Tested by: Michael Westman  
Printed

Signature

Reviewed by: Gerald V. Anderson  
Printed

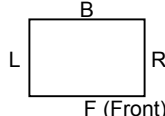
Signature

Mode of Operation Key	
#	Description
1	ambient
2	fully operational
3	
4	
5	

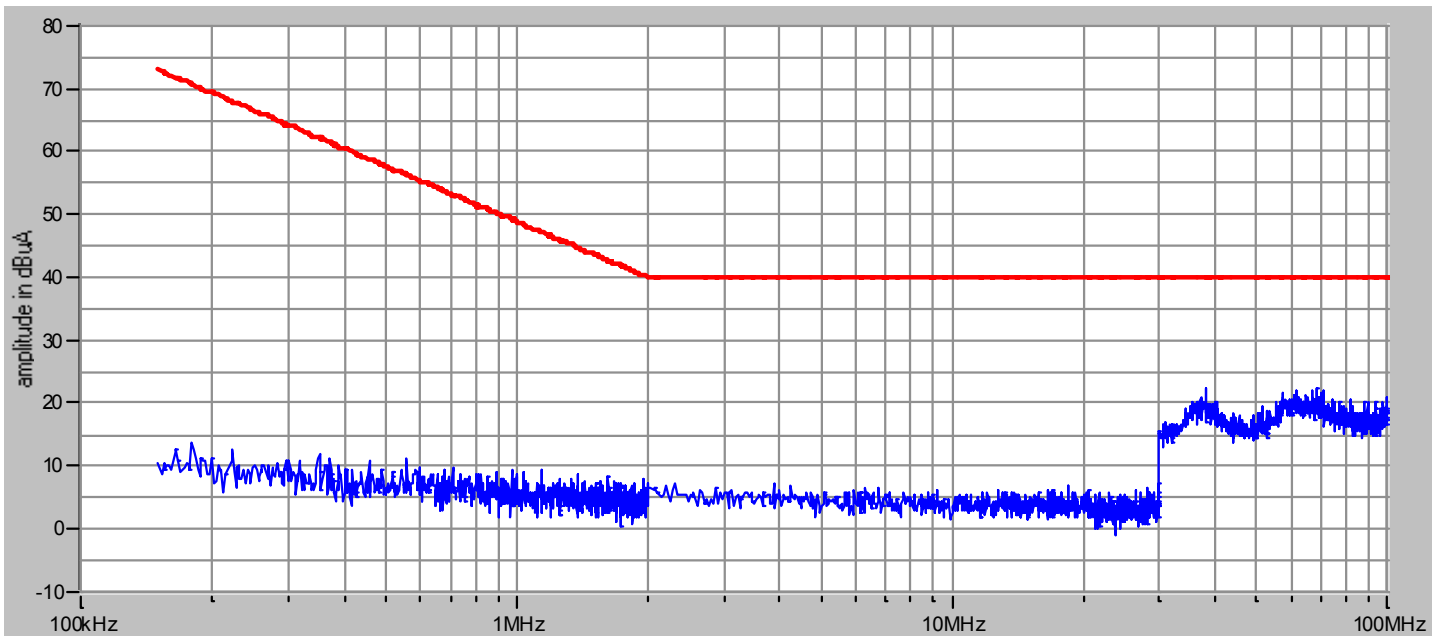
T:\10xx\1038\Rpt\_Docs\sec21ce\1038ce01-mjwgva.doc

# CONDUCTED EMISSIONS



Test Report #: NC601038 Test Area: 3 FACE DEFINITION (TOP VIEW)   
 EUT Model #: MIL 1566-1720 Date: 4 April, 2006 T = Top  
 U = Under Side  
 EUT Serial #: N/A EUT Power: 28 VDC Temperature: 22 °C  
 Test Method: RTCA DO160D Section 21 CE Air Pressure: 98.9 kPa  
 Customer: Lind Electronic Design Relative Humidity: 26 %  
 EUT Description: DC/DC Converter Page: 7 of 8  
 Notes: 15 Volt DC Converter  
 Data File Name: 1038ce01.dat Tabular Data File: 1038ce01.tab

## Subreport Number: 5 of 6



EUT mode of operation : ambient  
 EUT lead under test : signal bundle

Tested by: Michael Westman  
 Printed

  
 Signature

Reviewed by: Gerald V. Anderson  
 Printed

  
 Signature

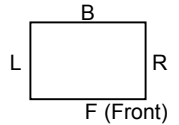
Mode of Operation Key	
#	Description
1	ambient
2	fully operational
3	
4	
5	

T:\10xx\1038\Rpt\_Docs\sec21ce\1038ce01-mjwgva.doc

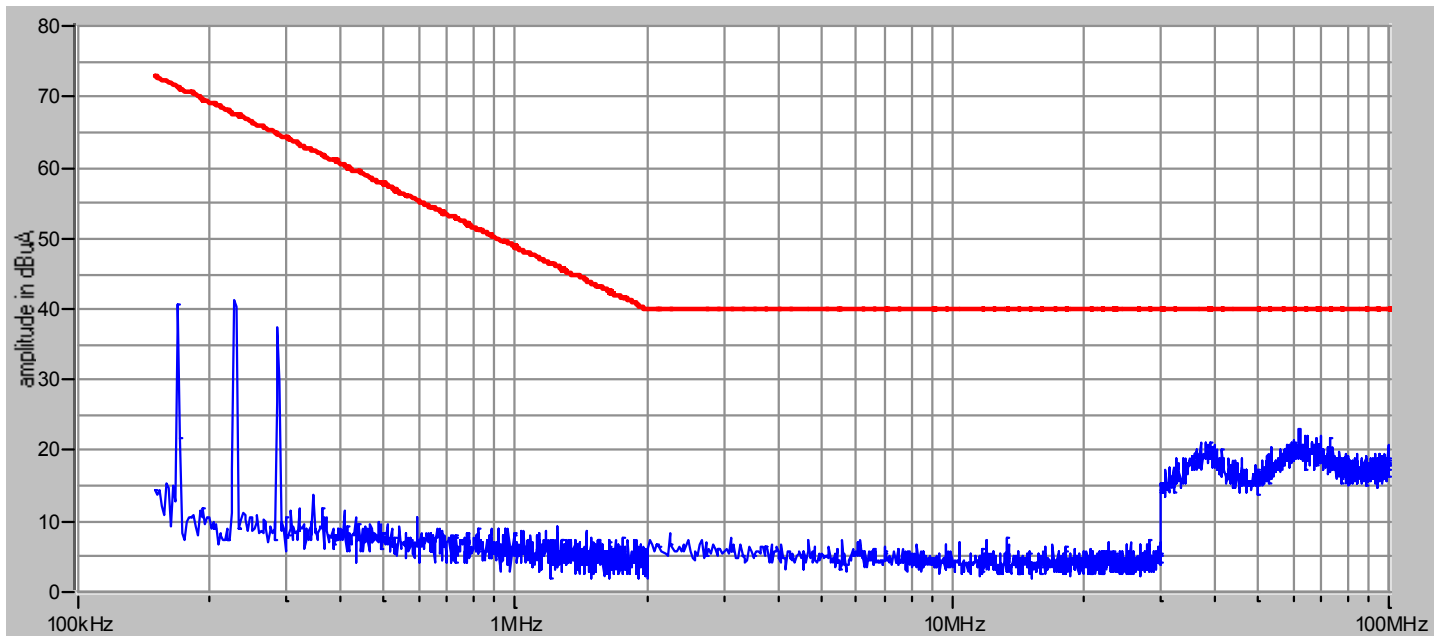
# CONDUCTED EMISSIONS



Test Report #: NC601038 Test Area: 3 FACE DEFINITION (TOP VIEW)  
 EUT Model #: MIL 1566-1720 Date: 4 April, 2006 T = Top U = Under Side  
 EUT Serial #: N/A EUT Power: 28 VDC Temperature: 22 °C  
 Test Method: RTCA DO160D Section 21 CE Air Pressure: 98.9 kPa  
 Customer: Lind Electronic Design Relative Humidity: 26 %  
 EUT Description: DC/DC Converter Page: 8 of 8  
 Notes: 15 Volt DC Converter  
 Data File Name: 1038ce01.dat Tabular Data File: 1038ce01.tab



## Subreport Number: 6 of 6



EUT mode of operation : fully operational  
 EUT lead under test : signal bundle

Tested by: Michael Westman  
 Printed

Signature

Reviewed by: Gerald V. Anderson  
 Printed

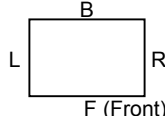
Signature

Mode of Operation Key	
#	Description
1	ambient
2	fully operational
3	
4	
5	

T:\10xx\1038\Rpt\_Docs\sec21ce\1038ce01-mjwgvga.doc

# CONDUCTED EMISSIONS



Test Report #: NC601038 Test Area: 3 FACE DEFINITION (TOP VIEW)   
 EUT Model #: MIL 2050-1719 Date: 4 April, 2006 T = Top U = Under Side  
 EUT Serial #: N/A EUT Power: 28 VDC Temperature: 22 °C  
 Test Method: RTCA DO160D Section 21 CE Air Pressure: 98.9 kPa  
 Customer: Lind Electronic Design Relative Humidity: 26 %  
 EUT Description: DC/DC Converter Page: 1 of 8

Notes: 20 Volt DC Converter

Data File Name: 1038ce02.dat Tabular Data File: 1038ce02.tab

Frequency Range	Transducer Description (Type)	Mode of Operation (SEE KEY)	EUT lead under test	Emission Type (NB / BB)	Remarks
Subreport Number: 1					
150.0 kHz - 2.0 MHz	CURRENT PROBE	1	+ 28 VDC	N/A	
2.0 MHz - 30.0 MHz	CURRENT PROBE	1	+ 28 VDC	N/A	
Subreport Number: 2					
150.0 kHz - 2.0 MHz	CURRENT PROBE	2	+ 28 VDC	N/A	
2.0 MHz - 30.0 MHz	CURRENT PROBE	2	+ 28 VDC	N/A	
Subreport Number: 3					
150.0 kHz - 2.0 MHz	CURRENT PROBE	1	28 VDC Return	N/A	
2.0 MHz - 30.0 MHz	CURRENT PROBE	1	28 VDC Return	N/A	
Subreport Number: 4					
150.0 kHz - 2.0 MHz	CURRENT PROBE	2	28 VDC Return	N/A	
2.0 MHz - 30.0 MHz	CURRENT PROBE	2	28 VDC Return	N/A	
Subreport Number: 5					
150.0 kHz - 2.0 MHz	CURRENT PROBE	1	Signal Bundle	N/A	
2.0 MHz - 30.0 MHz	CURRENT PROBE	1	Signal Bundle	N/A	
30.0 MHz - 100.0 MHz	CURRENT PROBE	1	Signal Bundle	N/A	

Tested by: Michael Westman  
Printed

  
Signature

Reviewed by: Gerald V. Anderson  
Printed

  
Signature

Mode of Operation Key	
#	Description
1	ambient
2	fully operational
3	
4	
5	

T:\10xx\1038\Rpt\_Docs\sec21ce\1038ce02-mjwgva.doc

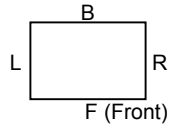
# CONDUCTED EMISSIONS



Test Report #: NC601038

Test Area: 3

FACE DEFINITION  
(TOP VIEW)



EUT Model #: MIL 2050-1719

Date: 4 April, 2006

T = Top  
U = Under Side

EUT Serial #: N/A

EUT Power: 28 VDC

Temperature: 22 °C

Test Method: RTCA DO160D Section 21 CE

Air Pressure: 98.9 kPa

Customer: Lind Electronic Design

Relative Humidity: 26 %

EUT Description: DC/DC Converter

Page: 2 of 8

Notes: 20 Volt DC Converter

Data File Name: 1038ce02.dat

Tabular Data File: 1038ce02.tab

Frequency Range	Transducer Description (Type)	Mode of Operation (SEE KEY)	EUT lead under test	Emission Type (NB / BB)	Remarks
Subreport Number: 6					
150.0 kHz - 2.0 MHz	CURRENT PROBE	2	Signal Bundle	N/A	
2.0 MHz - 30.0 MHz	CURRENT PROBE	2	Signal Bundle	N/A	
30.0 MHz - 100.0 MHz	CURRENT PROBE	2	Signal Bundle	N/A	

Tested by: Michael Westman  
Printed

Signature

Reviewed by: Gerald V. Anderson  
Printed

Signature

Mode of Operation Key	
#	Description
1	ambient
2	fully operational
3	
4	
5	

T:\10xx\1038\Rpt\_Docs\sec21ce\1038ce02-mjwgva.doc

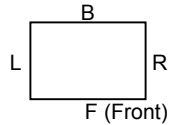
# CONDUCTED EMISSIONS



Test Report #: NC601038

Test Area: 3

FACE DEFINITION  
(TOP VIEW)



EUT Model #: MIL 2050-1719

Date: 4 April, 2006

T = Top  
U = Under Side

EUT Serial #: N/A

EUT Power: 28 VDC

Temperature: 22 °C

Test Method: RTCA DO160D Section 21 CE

Air Pressure: 98.9 kPa

Customer: Lind Electronic Design

Relative Humidity: 26 %

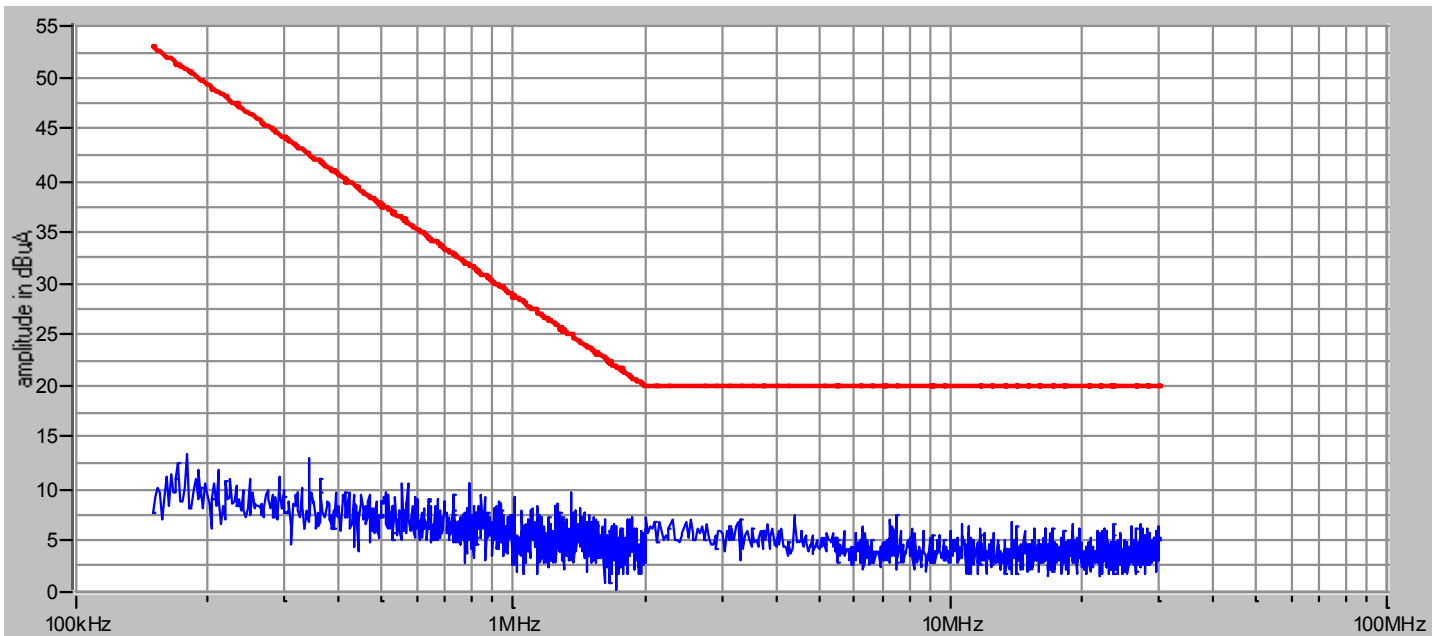
EUT Description: DC/DC Converter

Page: 3 of 8

Notes: 20 Volt DC Converter

Data File Name: 1038ce02.dat Tabular Data File: 1038ce02.tab

## Subreport Number: 1 of 6



EUT mode of operation : ambient  
EUT lead under test : + 28 VDC

Tested by: Michael Westman  
Printed

Signature

Reviewed by: Gerald V. Anderson  
Printed

Signature

Mode of Operation Key	
#	Description
1	ambient
2	fully operational
3	
4	
5	

T:\10xx\1038\Rpt\_Docs\sec21ce\1038ce02-mjwgva.doc

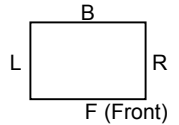
# CONDUCTED EMISSIONS



Test Report #: NC601038

Test Area: 3

FACE DEFINITION  
(TOP VIEW)



EUT Model #: MIL 2050-1719

Date: 4 April, 2006

T = Top  
U = Under Side

EUT Serial #: N/A

EUT Power: 28 VDC

Temperature: 22 °C

Test Method: RTCA DO160D Section 21 CE

Air Pressure: 98.9 kPa

Customer: Lind Electronic Design

Relative Humidity: 26 %

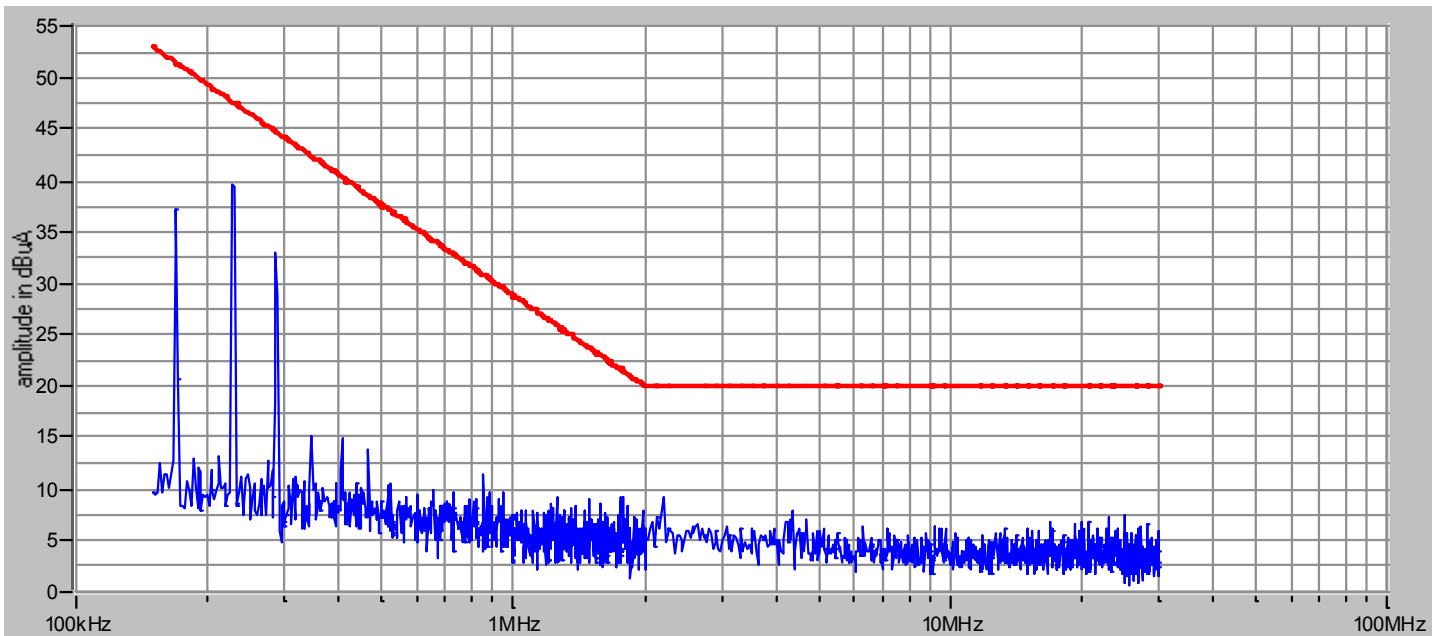
EUT Description: DC/DC Converter

Page: 4 of 8

Notes: 20 Volt DC Converter

Data File Name: 1038ce02.dat Tabular Data File: 1038ce02.tab

## Subreport Number: 2 of 6



EUT mode of operation : **fully operational**  
EUT lead under test : **+ 28 VDC**

Tested by: Michael Westman  
Printed

Signature

Reviewed by: Gerald V. Anderson  
Printed

Signature

Mode of Operation Key	
#	Description
1	ambient
2	fully operational
3	
4	
5	

T:\10xx\1038\Rpt\_Docs\sec21ce\1038ce02-mjwgva.doc



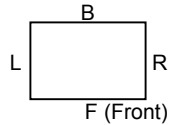
# CONDUCTED EMISSIONS



Test Report #: NC601038

Test Area: 3

FACE DEFINITION  
(TOP VIEW)



EUT Model #: MIL 2050-1719

Date: 4 April, 2006

T = Top  
U = Under Side

EUT Serial #: N/A

EUT Power: 28 VDC

Temperature: 22 °C

Test Method: RTCA DO160D Section 21 CE

Air Pressure: 98.9 kPa

Customer: Lind Electronic Design

Relative Humidity: 26 %

EUT Description: DC/DC Converter

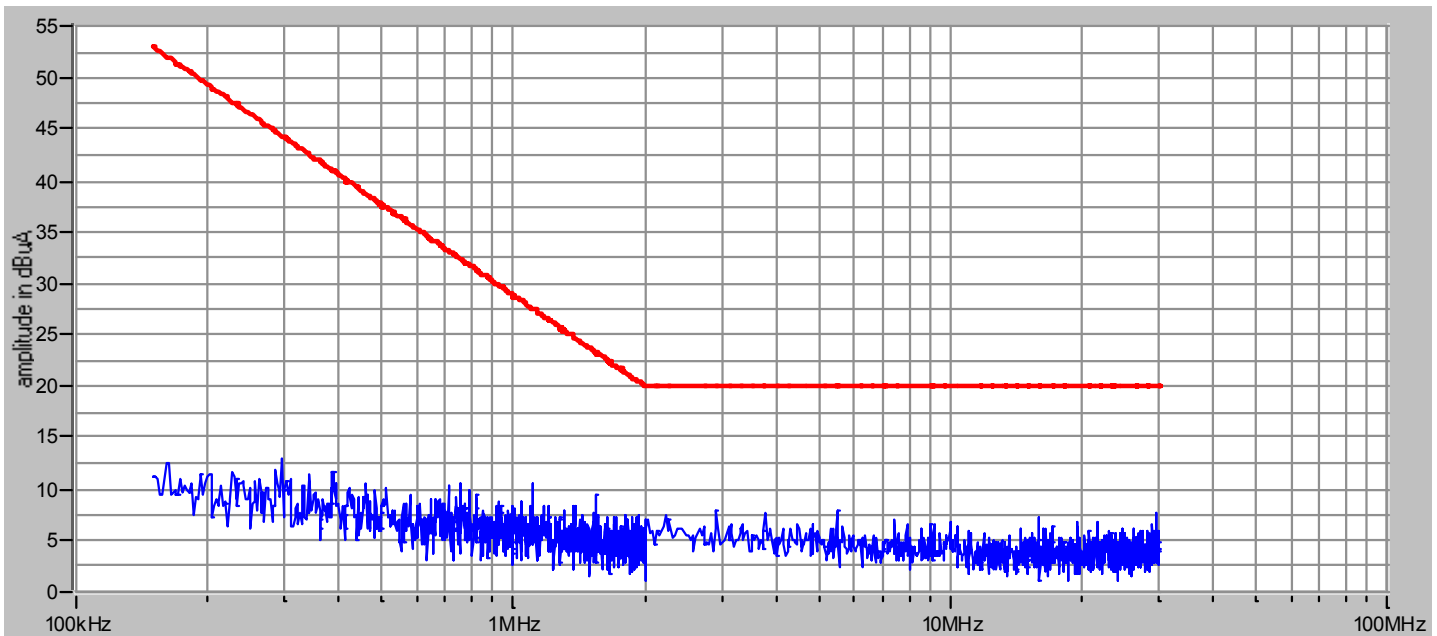
Page: 5 of 8

Notes: 20 Volt DC Converter

Data File Name: 1038ce02.dat

Tabular Data File: 1038ce02.tab

## Subreport Number: 3 of 6



EUT mode of operation : ambient  
EUT lead under test : 28 VDC return

Tested by: Michael Westman  
Printed

Signature

Mode of Operation Key	
#	Description
1	ambient
2	fully operational
3	
4	
5	

Reviewed by: Gerald V. Anderson  
Printed

Signature

T:\10xx\1038\Rpt\_Docs\sec21ce\1038ce02-mjwgva.doc

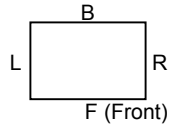
# CONDUCTED EMISSIONS



Test Report #: NC601038

Test Area: 3

FACE DEFINITION  
(TOP VIEW)



EUT Model #: MIL 2050-1719

Date: 4 April, 2006

T = Top  
U = Under Side

EUT Serial #: N/A

EUT Power: 28 VDC

Temperature: 22 °C

Test Method: RTCA DO160D Section 21 CE

Air Pressure: 98.9 kPa

Customer: Lind Electronic Design

Relative Humidity: 26 %

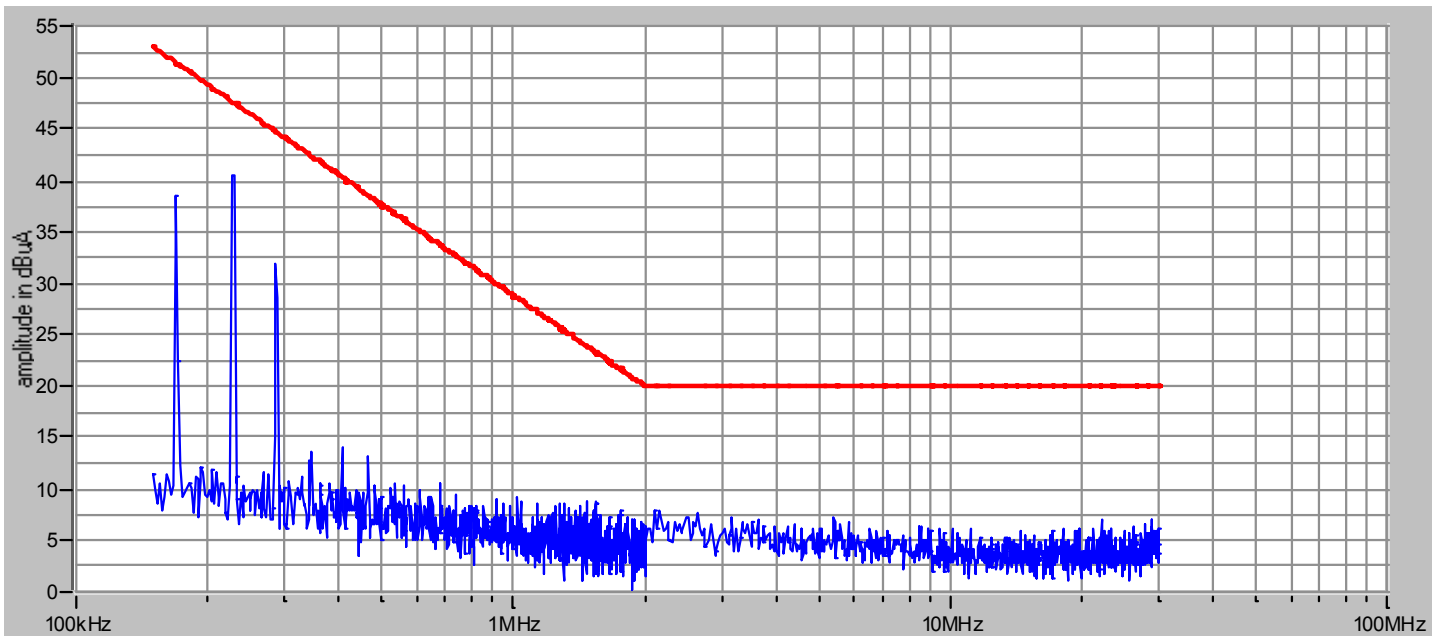
EUT Description: DC/DC Converter

Page: 6 of 8

Notes: 20 Volt DC Converter

Data File Name: 1038ce02.dat Tabular Data File: 1038ce02.tab

## Subreport Number: 4 of 6



EUT mode of operation : fully operational  
EUT lead under test : 28 VDC return

Tested by: Michael Westman  
Printed

Signature

Reviewed by: Gerald V. Anderson  
Printed

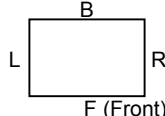
Signature

Mode of Operation Key	
#	Description
1	ambient
2	fully operational
3	
4	
5	

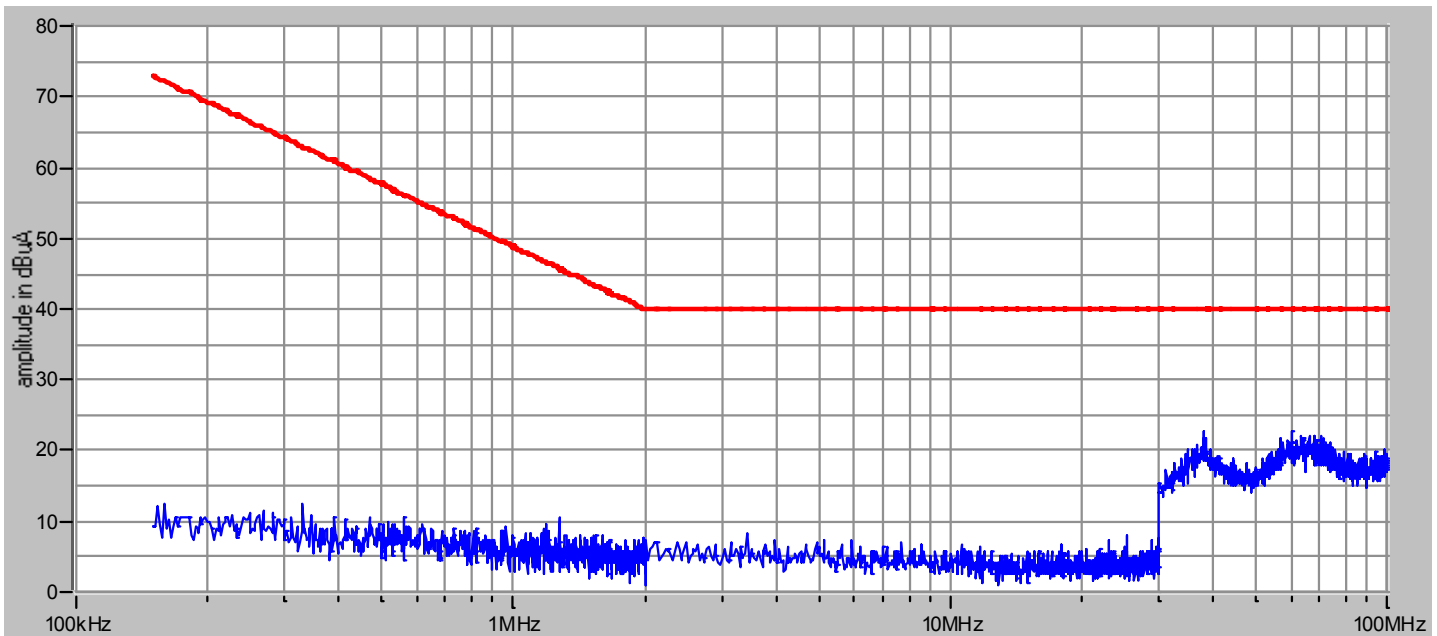
T:\10xx\1038\Rpt\_Docs\sec21ce\1038ce02-mjwgva.doc

# CONDUCTED EMISSIONS



Test Report #: NC601038 Test Area: 3 FACE DEFINITION (TOP VIEW)   
 EUT Model #: MIL 2050-1719 Date: 4 April, 2006 T = Top  
 U = Under Side  
 EUT Serial #: N/A EUT Power: 28 VDC Temperature: 22 °C  
 Test Method: RTCA DO160D Section 21 CE Air Pressure: 98.9 kPa  
 Customer: Lind Electronic Design Relative Humidity: 26 %  
 EUT Description: DC/DC Converter Page: 7 of 8  
 Notes: 20 Volt DC Converter  
 Data File Name: 1038ce02.dat Tabular Data File: 1038ce02.tab

## Subreport Number: 5 of 6



EUT mode of operation : ambient  
 EUT lead under test : signal bundle

Tested by: Michael Westman  
 Printed

  
 Signature

Reviewed by: Gerald V. Anderson  
 Printed

  
 Signature

Mode of Operation Key	
#	Description
1	ambient
2	fully operational
3	
4	
5	

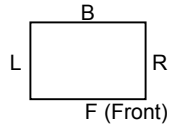
T:\10xx\1038\Rpt\_Docs\sec21ce\1038ce02-mjwgva.doc

# CONDUCTED EMISSIONS



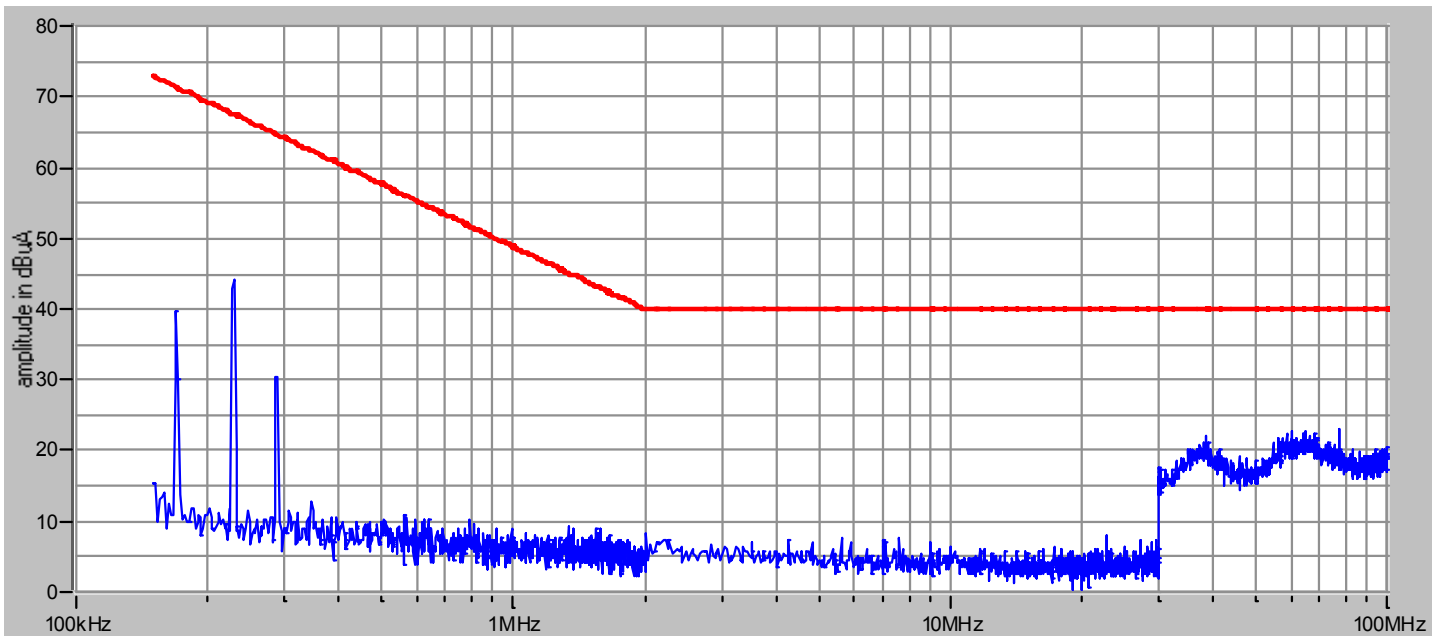
Test Report #: NC601038 Test Area: 3  
 EUT Model #: MIL 2050-1719 Date: 4 April, 2006  
 EUT Serial #: N/A EUT Power: 28 VDC Temperature: 22 °C  
 Test Method: RTCA DO160D Section 21 CE Air Pressure: 98.9 kPa  
 Customer: Lind Electronic Design Relative Humidity: 26 %  
 EUT Description: DC/DC Converter Page: 8 of 8  
 Notes: 20 Volt DC Converter  
 Data File Name: 1038ce02.dat Tabular Data File: 1038ce02.tab

FACE DEFINITION  
(TOP VIEW)



T = Top  
U = Under Side

## Subreport Number: 6 of 6



EUT mode of operation : fully operational  
 EUT lead under test : signal bundle

Tested by: Michael Westman  
 Printed

Signature

Reviewed by: Gerald V. Anderson  
 Printed

Signature

Mode of Operation Key	
#	Description
1	ambient
2	fully operational
3	
4	
5	

T:\10xx\1038\Rpt\_Docs\sec21ce\1038ce02-mjwgva.doc

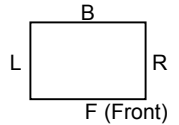
# RADIATED EMISSIONS



Test Report #: NC601038

Test Area: 3

FACE DEFINITION  
(TOP VIEW)



EUT Model #: MIL 1566-1720

Date: 4 April, 2006

T = Top  
U = Under Side

EUT Serial #: N/A

EUT Power: 28 VDC

Temperature: 22 °C

Test Method: RTCA DO160D Section 21 RE

Air Pressure: 98.9 kPa

Customer: Lind Electronic Design

Relative Humidity: 26 %

EUT Description: DC/DC Converter

Page: 1 of 6

Notes: 15 Volt DC Converter

Data File Name: 1038re03.dat      Tabular Data File: 1038re03.tab

Frequency Range	Transducer Description (Type)	Mode of Operation (SEE KEY)	Field Polarity	Antenna Distance	EUT Face	Emission Type (NB / BB)	Remarks
<b>Subreport Number: 1</b>							
2.0 MHz - 25.0 MHz	ACTIVE ROD	1	V	1m	F	N/A	
25.0 MHz - 30.0 MHz	BICONICAL	1	V	1m	F	N/A	
30.0 MHz - 200.0 MHz	BICONICAL	1	V	1m	F	N/A	
200.0 MHz - 400.0 MHz	RIDGED GUIDE	1	V	1m	F	N/A	
400.0 MHz - 1.0 GHz	RIDGED GUIDE	1	V	1m	F	N/A	
1.0 GHz - 6.0 GHz	RIDGED GUIDE	1	V	1m	F	N/A	
<b>Subreport Number: 2</b>							
25.0 MHz - 30.0 MHz	BICONICAL	1	H	1m	F	N/A	
30.0 MHz - 200.0 MHz	BICONICAL	1	H	1m	F	N/A	
200.0 MHz - 400.0 MHz	RIDGED GUIDE	1	H	1m	F	N/A	
400.0 MHz - 1.0 GHz	RIDGED GUIDE	1	H	1m	F	N/A	
1.0 GHz - 6.0 GHz	RIDGED GUIDE	1	H	1m	F	N/A	

Tested by: Michael Westman  
Printed

Signature

Reviewed by: Gerald V. Anderson  
Printed

Signature

Mode of Operation Key	
#	Description
1	ambient
2	fully operational
3	
4	
5	

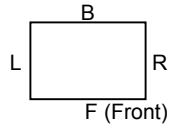
T:\10xa\1038\Rpt\_Docs\Sec21re\1038RE03-mjwgva.doc

# RADIATED EMISSIONS



Test Report #: NC601038                      Test Area: 3  
 EUT Model #: MIL 1566-1720                      Date: 4 April, 2006  
 EUT Serial #: N/A                      EUT Power: 28 VDC                      Temperature: 22 °C  
 Test Method: RTCA DO160D Section 21 RE                      Air Pressure: 98.9 kPa  
 Customer: Lind Electronic Design                      Relative Humidity: 26 %  
 EUT Description: DC/DC Converter                      Page: 2 of 6  
 Notes: 15 Volt DC Converter  
 Data File Name: 1038re03.dat                      Tabular Data File: 1038re03.tab

FACE DEFINITION  
(TOP VIEW)



T = Top  
U = Under Side

Frequency Range	Transducer Description (Type)	Mode of Operation (SEE KEY)	Field Polarity	Antenna Distance	EUT Face	Emission Type (NB / BB)	Remarks
<b>Subreport Number: 3</b>							
2.0 MHz - 25.0 MHz	ACTIVE ROD	2	V	1m	F	N/A	
25.0 MHz - 30.0 MHz	BICONICAL	2	V	1m	F	N/A	
30.0 MHz - 200.0 MHz	BICONICAL	2	V	1m	F	N/A	
200.0 MHz - 400.0 MHz	RIDGED GUIDE	2	V	1m	F	N/A	
400.0 MHz - 1.0 GHz	RIDGED GUIDE	2	V	1m	F	N/A	
1.0 GHz - 6.0 GHz	RIDGED GUIDE	2	V	1m	F	N/A	
<b>Subreport Number: 4</b>							
25.0 MHz - 30.0 MHz	BICONICAL	2	H	1m	F	N/A	
30.0 MHz - 200.0 MHz	BICONICAL	2	H	1m	F	N/A	
200.0 MHz - 400.0 MHz	RIDGED GUIDE	2	H	1m	F	N/A	
400.0 MHz - 1.0 GHz	RIDGED GUIDE	2	H	1m	F	N/A	
1.0 GHz - 6.0 GHz	RIDGED GUIDE	2	H	1m	F	N/A	

Tested by: Michael Westman  
Printed

Signature

Reviewed by: Gerald V. Anderson  
Printed

Signature

Mode of Operation Key	
#	Description
1	ambient
2	fully operational
3	
4	
5	

T:\10xa\1038\Rpt\_Docs\Sec21re\1038RE03-mjwgva.doc

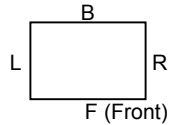
# RADIATED EMISSIONS



Test Report #: NC601038

Test Area: 3

FACE DEFINITION  
(TOP VIEW)



EUT Model #: MIL 1566-1720

Date: 4 April, 2006

T = Top  
U = Under Side

EUT Serial #: N/A

EUT Power: 28 VDC

Temperature: 22 °C

Test Method: RTCA DO160D Section 21 RE

Air Pressure: 98.9 kPa

Customer: Lind Electronic Design

Relative Humidity: 26 %

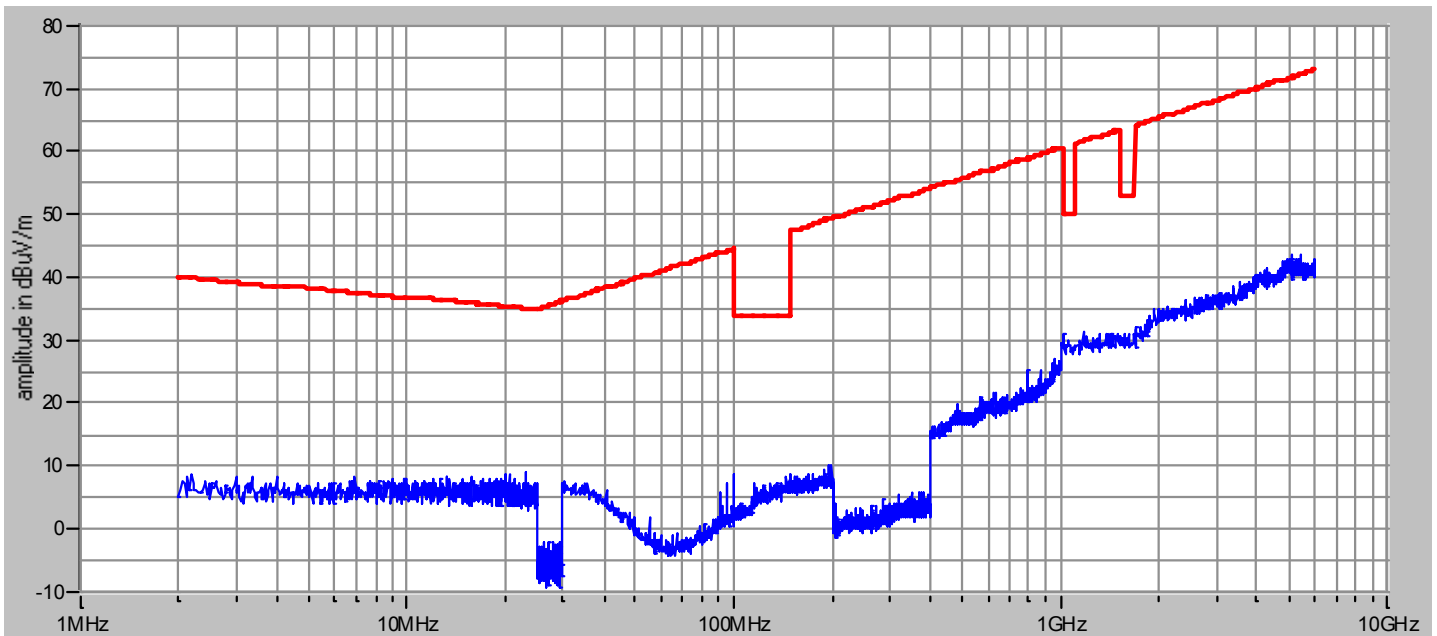
EUT Description: DC/DC Converter

Page: 3 of 6

Notes: 15 Volt DC Converter

Data File Name: 1038re03.dat Tabular Data File: 1038re03.tab

## Subreport Number: 1 of 4



EUT mode of operation : ambient  
field polarity : vertical

Tested by: Michael Westman  
Printed

*[Signature]*  
Signature

Reviewed by: Gerald V. Anderson  
Printed

*[Signature]*  
Signature

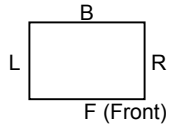
Mode of Operation Key	
#	Description
1	ambient
2	fully operational
3	
4	
5	

T:\10xx\1038\Rpt\_Docs\Sec21re\1038RE03-mjwgva.doc

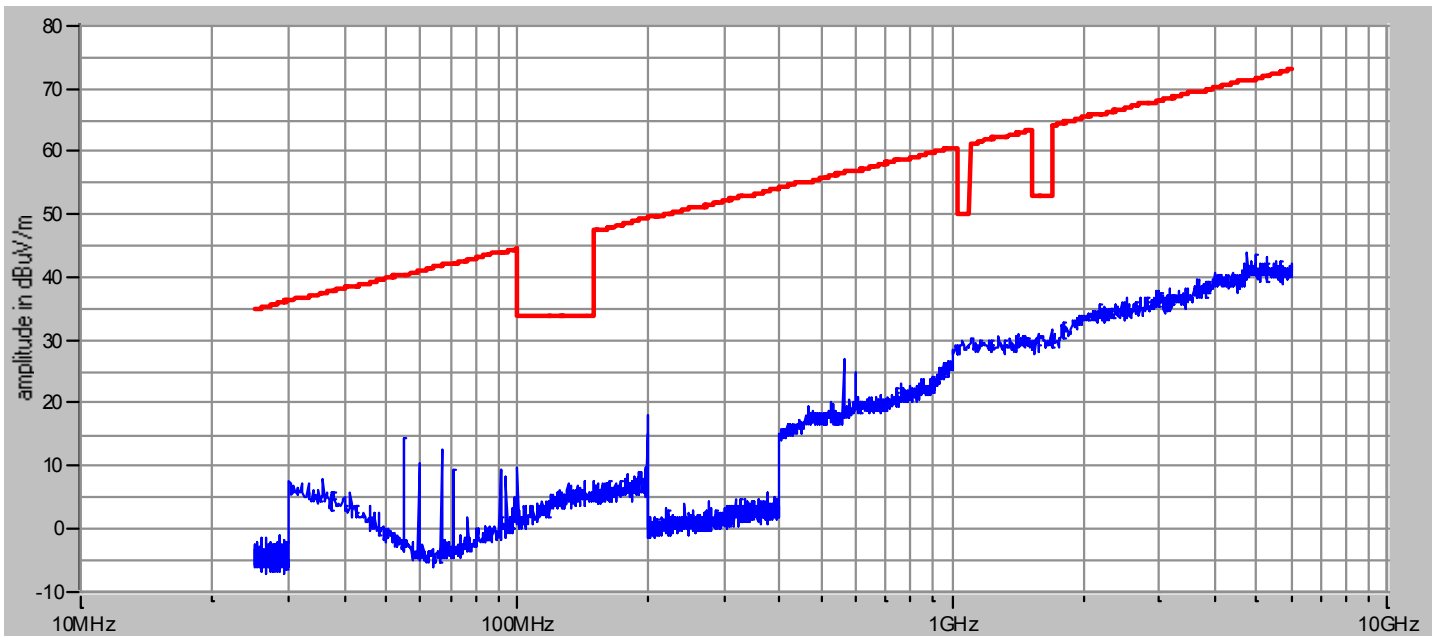
# RADIATED EMISSIONS



Test Report #: NC601038 Test Area: 3 FACE DEFINITION (TOP VIEW)  
 EUT Model #: MIL 1566-1720 Date: 4 April, 2006 T = Top U = Under Side  
 EUT Serial #: N/A EUT Power: 28 VDC Temperature: 22 °C  
 Test Method: RTCA DO160D Section 21 RE Air Pressure: 98.9 kPa  
 Customer: Lind Electronic Design Relative Humidity: 26 %  
 EUT Description: DC/DC Converter Page: 4 of 6  
 Notes: 15 Volt DC Converter  
 Data File Name: 1038re03.dat Tabular Data File: 1038re03.tab



## Subreport Number: 2 of 4



EUT mode of operation : ambient  
 field polarity : horizontal

Tested by: Michael Westman  
 Printed

Signature

Reviewed by: Gerald V. Anderson  
 Printed

Signature

Mode of Operation Key	
#	Description
1	ambient
2	fully operational
3	
4	
5	

T:\10x\1038\Rpt\_Docs\Sec21re\1038RE03-mjwgva.doc



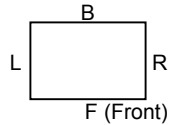
# RADIATED EMISSIONS



Test Report #: NC601038

Test Area: 3

FACE DEFINITION  
(TOP VIEW)



EUT Model #: MIL 1566-1720

Date: 4 April, 2006

T = Top  
U = Under Side

EUT Serial #: N/A

EUT Power: 28 VDC

Temperature: 22 °C

Test Method: RTCA DO160D Section 21 RE

Air Pressure: 98.9 kPa

Customer: Lind Electronic Design

Relative Humidity: 26 %

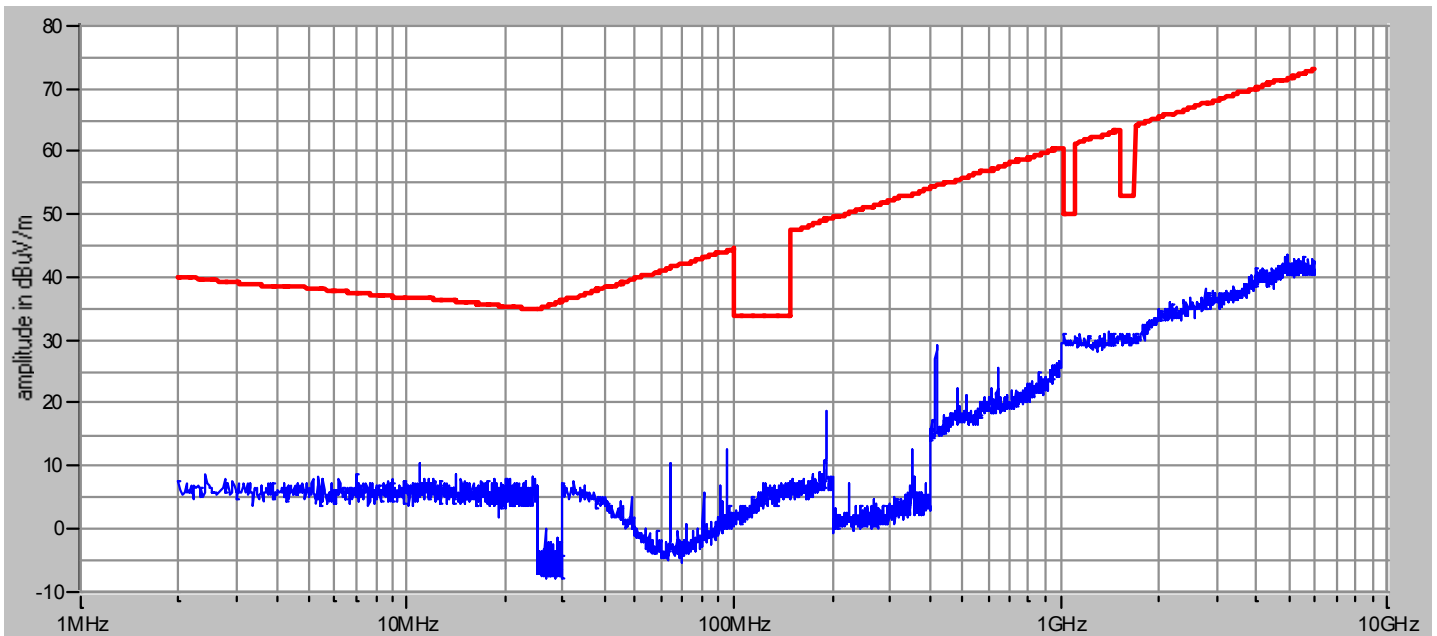
EUT Description: DC/DC Converter

Page: 5 of 6

Notes: 15 Volt DC Converter

Data File Name: 1038re03.dat Tabular Data File: 1038re03.tab

## Subreport Number: 3 of 4



EUT mode of operation : **fully operational**  
field polarity : **vertical**

Tested by: Michael Westman  
Printed

Signature

Reviewed by: Gerald V. Anderson  
Printed

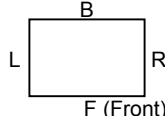
Signature

Mode of Operation Key	
#	Description
1	ambient
2	fully operational
3	
4	
5	

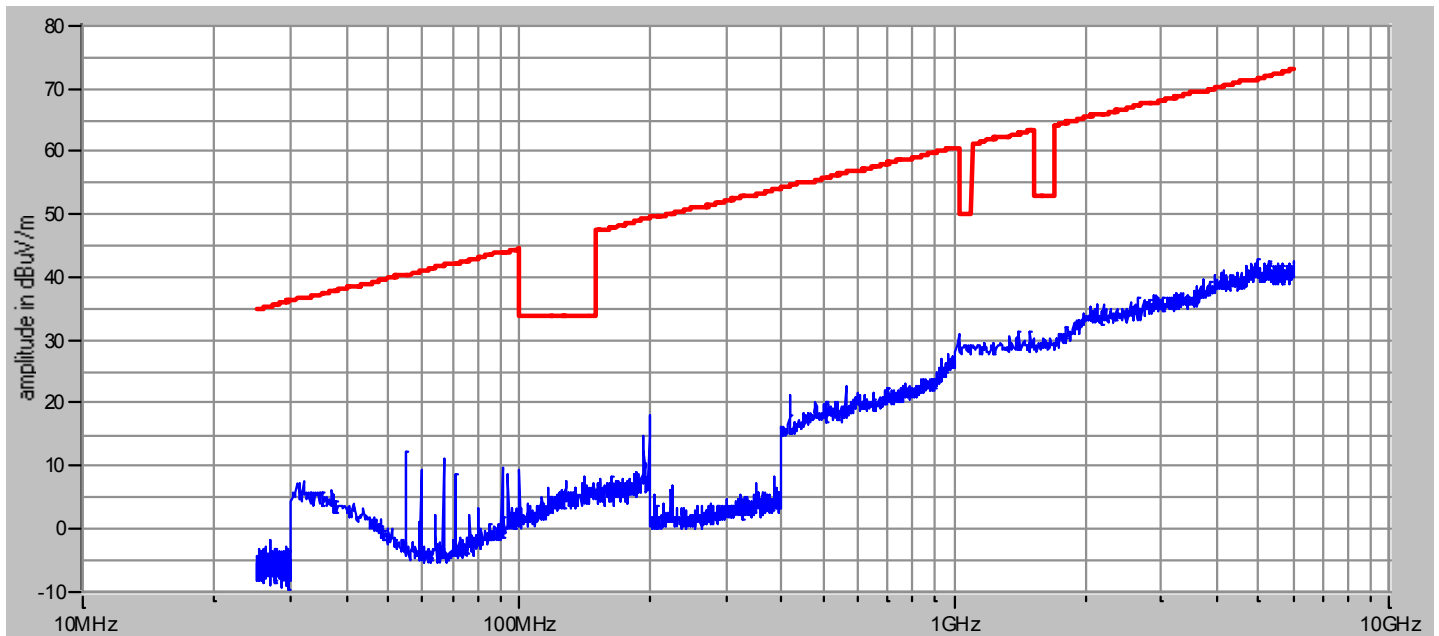
T:\10xx\1038\Rpt\_Docs\Sec21re\1038RE03-mjwgva.doc

# RADIATED EMISSIONS



Test Report #: NC601038 Test Area: 3 FACE DEFINITION (TOP VIEW)   
 EUT Model #: MIL 1566-1720 Date: 4 April, 2006 T = Top  
 U = Under Side  
 EUT Serial #: N/A EUT Power: 28 VDC Temperature: 22 °C  
 Test Method: RTCA DO160D Section 21 RE Air Pressure: 98.9 kPa  
 Customer: Lind Electronic Design Relative Humidity: 26 %  
 EUT Description: DC/DC Converter Page: 6 of 6  
 Notes: 15 Volt DC Converter  
 Data File Name: 1038re03.dat Tabular Data File: 1038re03.tab

## Subreport Number: 4 of 4



EUT mode of operation : **fully operational**  
 field polarity : **horizontal**

Tested by: Michael Westman  
 Printed

  
 Signature

Reviewed by: Gerald V. Anderson  
 Printed

  
 Signature

Mode of Operation Key	
#	Description
1	ambient
2	fully operational
3	
4	
5	

T:\10xa\1038\Rpt\_Docs\Sec21re\1038RE03-mjwgva.doc

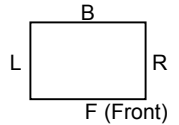
# RADIATED EMISSIONS



Test Report #: NC601038

Test Area: 3

FACE DEFINITION  
(TOP VIEW)



EUT Model #: MIL 2050-1719

Date: 4 April, 2006

T = Top  
U = Under Side

EUT Serial #: N/A

EUT Power: 28 VDC

Temperature: 22 °C

Test Method: RTCA DO160D Section 21 RE

Air Pressure: 98.9 kPa

Customer: Lind Electronic Design

Relative Humidity: 26 %

EUT Description: DC/DC Converter

Page: 1 of 6

Notes: 20 Volt DC Converter

Data File Name: 1038re04.dat      Tabular Data File: 1038re04.tab

Frequency Range	Transducer Description (Type)	Mode of Operation (SEE KEY)	Field Polarity	Antenna Distance	EUT Face	Emission Type (NB / BB)	Remarks
<b>Subreport Number: 1</b>							
2.0 MHz - 25.0 MHz	ACTIVE ROD	1	V	1m	F	N/A	
25.0 MHz - 30.0 MHz	BICONICAL	1	V	1m	F	N/A	
30.0 MHz - 200.0 MHz	BICONICAL	1	V	1m	F	N/A	
200.0 MHz - 400.0 MHz	RIDGED GUIDE	1	V	1m	F	N/A	
400.0 MHz - 1.0 GHz	RIDGED GUIDE	1	V	1m	F	N/A	
1.0 GHz - 6.0 GHz	RIDGED GUIDE	1	V	1m	F	N/A	
<b>Subreport Number: 2</b>							
25.0 MHz - 30.0 MHz	BICONICAL	1	H	1m	F	N/A	
30.0 MHz - 200.0 MHz	BICONICAL	1	H	1m	F	N/A	
200.0 MHz - 400.0 MHz	RIDGED GUIDE	1	H	1m	F	N/A	
400.0 MHz - 1.0 GHz	RIDGED GUIDE	1	H	1m	F	N/A	
1.0 GHz - 6.0 GHz	RIDGED GUIDE	1	H	1m	F	N/A	

Tested by: Michael Westman  
Printed

Signature

Reviewed by: Gerald V. Anderson  
Printed

Signature

Mode of Operation Key	
#	Description
1	ambient
2	fully operational
3	
4	
5	

T:\10xa\1038\Rpt\_Docs\Sec21re\1038RE04-mjwgva.doc

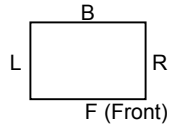
# RADIATED EMISSIONS



Test Report #: NC601038

Test Area: 3

FACE DEFINITION  
(TOP VIEW)



EUT Model #: MIL 2050-1719

Date: 4 April, 2006

T = Top  
U = Under Side

EUT Serial #: N/A

EUT Power: 28 VDC

Temperature: 22 °C

Test Method: RTCA DO160D Section 21 RE

Air Pressure: 98.9 kPa

Customer: Lind Electronic Design

Relative Humidity: 26 %

EUT Description: DC/DC Converter

Page: 2 of 6

Notes: 20 Volt DC Converter

Data File Name: 1038re04.dat

Tabular Data File: 1038re04.tab

Frequency Range	Transducer Description (Type)	Mode of Operation (SEE KEY)	Field Polarity	Antenna Distance	EUT Face	Emission Type (NB / BB)	Remarks
<b>Subreport Number: 3</b>							
25.0 MHz - 30.0 MHz	BICONICAL	2	V	1m	F	N/A	
30.0 MHz - 200.0 MHz	BICONICAL	2	V	1m	F	N/A	
200.0 MHz - 400.0 MHz	RIDGED GUIDE	2	V	1m	F	N/A	
400.0 MHz - 1.0 GHz	RIDGED GUIDE	2	V	1m	F	N/A	
1.0 GHz - 6.0 GHz	RIDGED GUIDE	2	V	1m	F	N/A	
<b>Subreport Number: 4</b>							
25.0 MHz - 30.0 MHz	BICONICAL	2	H	1m	F	N/A	
30.0 MHz - 200.0 MHz	BICONICAL	2	H	1m	F	N/A	
200.0 MHz - 400.0 MHz	RIDGED GUIDE	2	H	1m	F	N/A	
400.0 MHz - 1.0 GHz	RIDGED GUIDE	2	H	1m	F	N/A	
1.0 GHz - 6.0 GHz	RIDGED GUIDE	2	H	1m	F	N/A	

Tested by: Michael Westman  
Printed

Signature

Reviewed by: Gerald V. Anderson  
Printed

Signature

Mode of Operation Key	
#	Description
1	ambient
2	fully operational
3	
4	
5	

T:\10xx\1038\Rpt\_Docs\Sec21re\1038RE04-mjwgva.doc

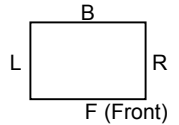
# RADIATED EMISSIONS



Test Report #: NC601038

Test Area: 3

FACE DEFINITION  
(TOP VIEW)



EUT Model #: MIL 2050-1719

Date: 4 April, 2006

T = Top  
U = Under Side

EUT Serial #: N/A

EUT Power: 28 VDC

Temperature: 22 °C

Test Method: RTCA DO160D Section 21 RE

Air Pressure: 98.9 kPa

Customer: Lind Electronic Design

Relative Humidity: 26 %

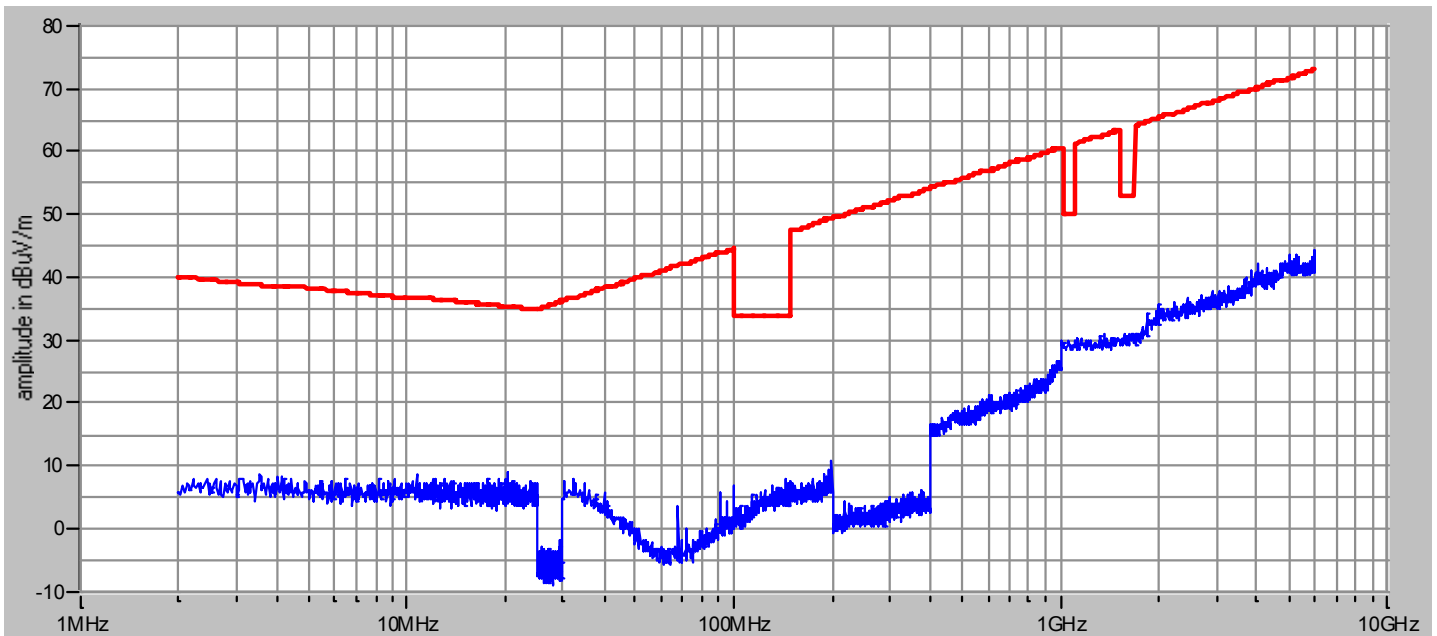
EUT Description: DC/DC Converter

Page: 3 of 6

Notes: 20 Volt DC Converter

Data File Name: 1038re04.dat Tabular Data File: 1038re04.tab

## Subreport Number: 1 of 4



EUT mode of operation : ambient  
field polarity : vertical

Tested by: Michael Westman  
Printed

Signature

Mode of Operation Key	
#	Description
1	ambient
2	fully operational
3	
4	
5	

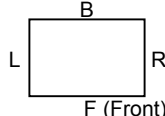
Reviewed by: Gerald V. Anderson  
Printed

Signature

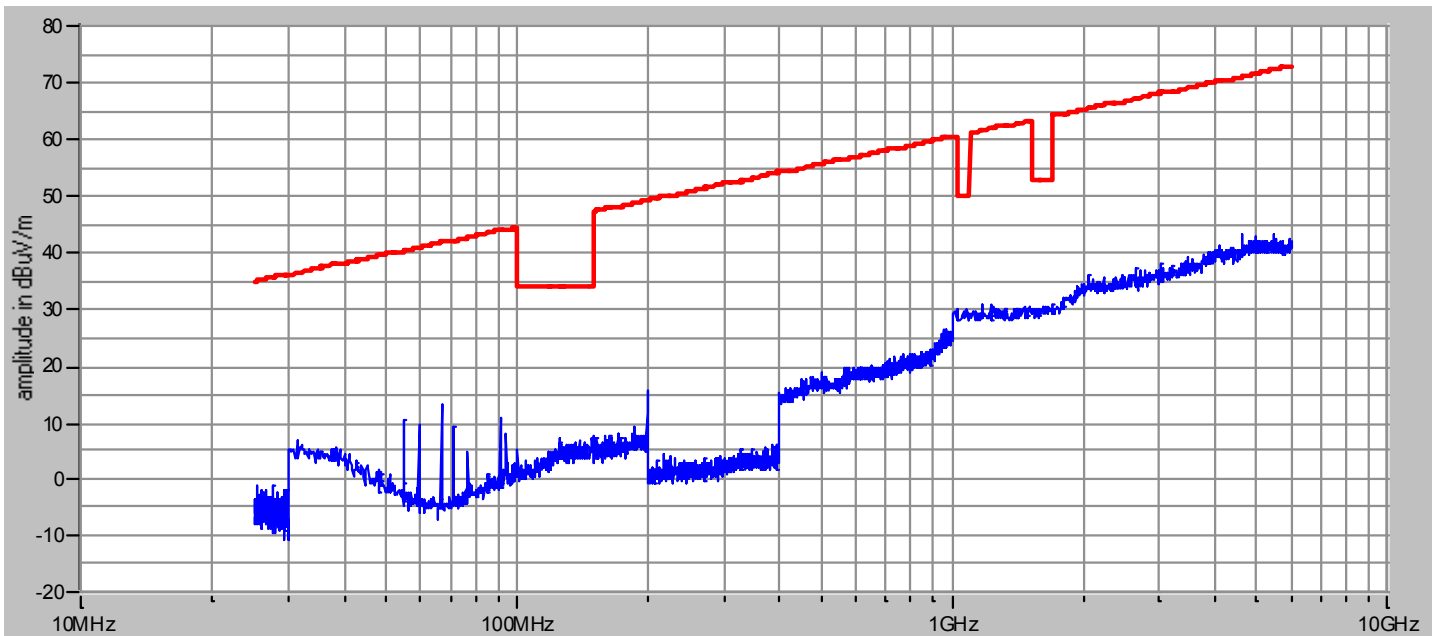
T:\10xx\1038\Rpt\_Docs\Sec21re\1038RE04-mjwgva.doc

# RADIATED EMISSIONS



Test Report #: NC601038 Test Area: 3 FACE DEFINITION (TOP VIEW)   
 EUT Model #: MIL 2050-1719 Date: 4 April, 2006 T = Top  
 U = Under Side  
 EUT Serial #: N/A EUT Power: 28 VDC Temperature: 22 °C  
 Test Method: RTCA DO160D Section 21 RE Air Pressure: 98.9 kPa  
 Customer: Lind Electronic Design Relative Humidity: 26 %  
 EUT Description: DC/DC Converter Page: 4 of 6  
 Notes: 20 Volt DC Converter  
 Data File Name: 1038re04.dat Tabular Data File: 1038re04.tab

## Subreport Number: 2 of 4



EUT mode of operation : ambient  
 field polarity : horizontal

Tested by: Michael Westman  
 Printed

  
 Signature

Reviewed by: Gerald V. Anderson  
 Printed

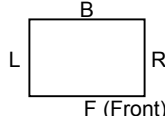
  
 Signature

Mode of Operation Key	
#	Description
1	ambient
2	fully operational
3	
4	
5	

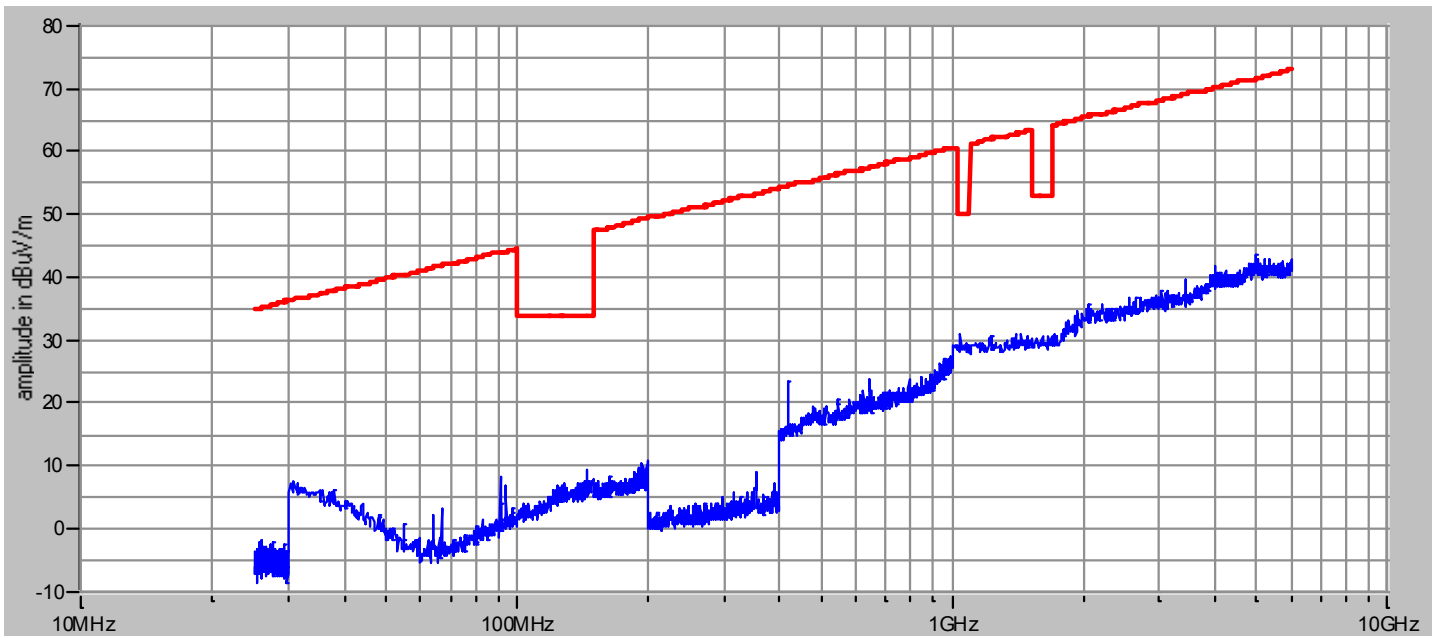
T:\10xx\1038\Rpt\_Docs\Sec21re\1038RE04-mjwgva.doc

# RADIATED EMISSIONS



Test Report #: NC601038 Test Area: 3 FACE DEFINITION (TOP VIEW)   
 EUT Model #: MIL 2050-1719 Date: 4 April, 2006 T = Top  
 U = Under Side  
 EUT Serial #: N/A EUT Power: 28 VDC Temperature: 22 °C  
 Test Method: RTCA DO160D Section 21 RE Air Pressure: 98.9 kPa  
 Customer: Lind Electronic Design Relative Humidity: 26 %  
 EUT Description: DC/DC Converter Page: 5 of 6  
 Notes: 20 Volt DC Converter  
 Data File Name: 1038re04.dat Tabular Data File: 1038re04.tab

## Subreport Number: 3 of 4



EUT mode of operation : fully operational  
 field polarity : vertical

Mode of Operation Key	
#	Description
1	ambient
2	fully operational
3	
4	
5	

Tested by: Michael Westman  
 Printed

  
 Signature

Reviewed by: Gerald V. Anderson  
 Printed

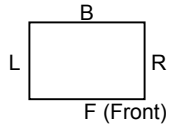
  
 Signature

T:\10x\1038\Rpt\_Docs\Sec21re\1038RE04-mjwgva.doc

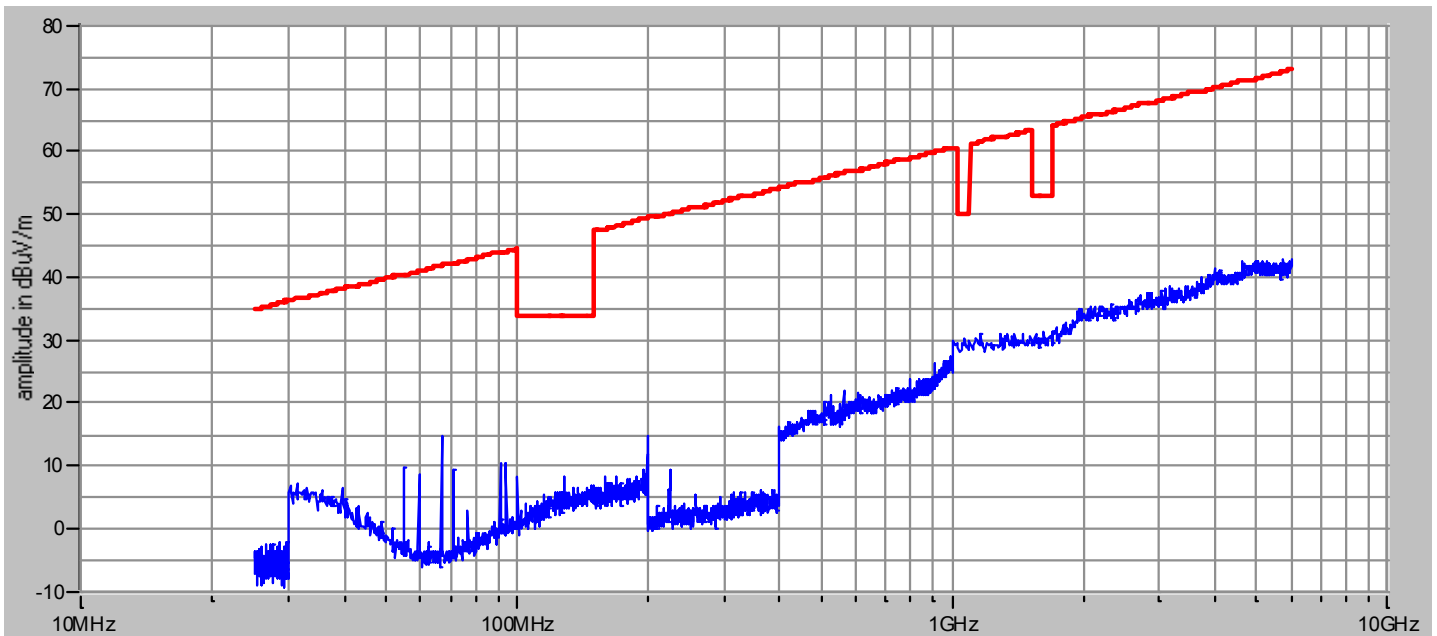
# RADIATED EMISSIONS



Test Report #: NC601038 Test Area: 3 FACE DEFINITION (TOP VIEW)  
 EUT Model #: MIL 2050-1719 Date: 4 April, 2006 T = Top U = Under Side  
 EUT Serial #: N/A EUT Power: 28 VDC Temperature: 22 °C  
 Test Method: RTCA DO160D Section 21 RE Air Pressure: 98.9 kPa  
 Customer: Lind Electronic Design Relative Humidity: 26 %  
 EUT Description: DC/DC Converter Page: 6 of 6  
 Notes: 20 Volt DC Converter  
 Data File Name: 1038re04.dat Tabular Data File: 1038re04.tab



## Subreport Number: 4 of 4



EUT mode of operation : **fully operational**  
 field polarity : **horizontal**

Tested by: Michael Westman  
 Printed

Signature

Reviewed by: Gerald V. Anderson  
 Printed

Signature

Mode of Operation Key	
#	Description
1	ambient
2	fully operational
3	
4	
5	

T:\10xa\1038\Rpt\_Docs\Sec21re\1038RE04-mjwgva.doc



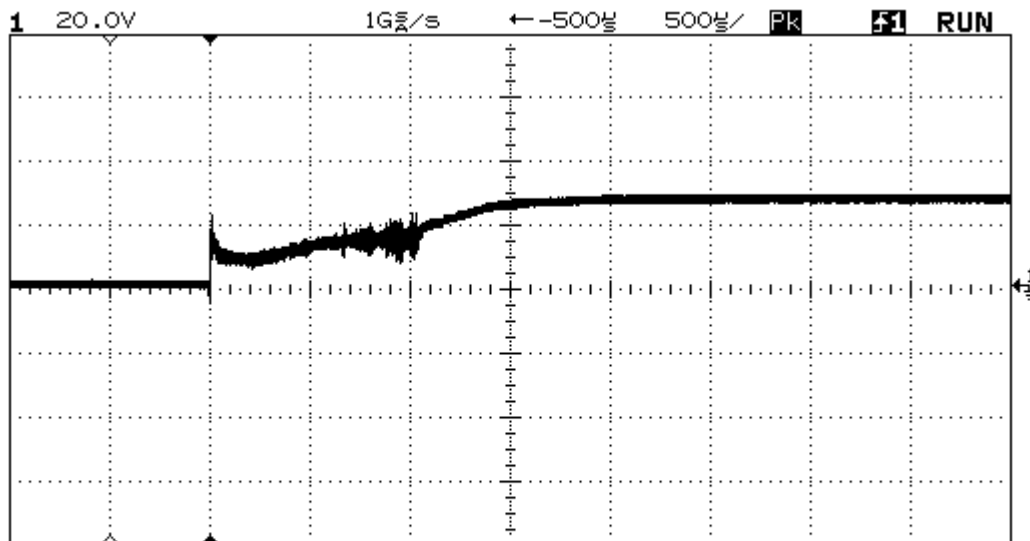


# SPIKES EXPORTED



Test Report #: NC601038 Test Area: 5  
 EUT Model #: MIL1566 - 1720 Date: 13 April 2006  
 EUT Serial #: N/A EUT Power: 28 VDC Temperature: 22 °C  
 Test Method: MIL-STD-1275B Spikes Exported from Equipment Air Pressure: 98.4 kPa  
 Customer: Lind Electronics Inc. Relative Humidity: 33 %  
 EUT Description: DC/DC Converter Page: 2 of 21  
 Notes: EUT Powered up and down to generate waveforms


## Spikes Exported ON from EUT 1



Tested by: Mark Abrahamson, Dave S.  
 Printed

  
 Signature

Reviewed by: Gerald V. Anderson  
 Printed

  
 Signature

Mode of Operation Key	
#	Description
1	Ambient
2	System Check
3	
4	
5	

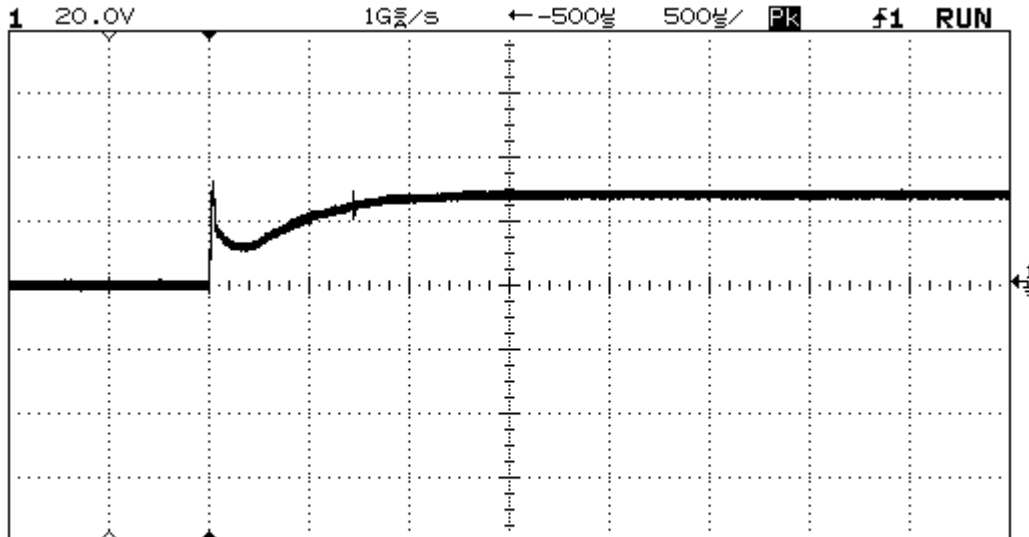
T:\10xx\1038\Rpt\_Docs\MS1275B\1038SpEx01-gva.doc

# SPIKES EXPORTED



Test Report #: NC601038 Test Area: 5  
 EUT Model #: MIL1566 - 1720 Date: 13 April 2006  
 EUT Serial #: N/A EUT Power: 28 VDC Temperature: 22 °C  
 Test Method: MIL-STD-1275B Spikes Exported from Equipment Air Pressure: 98.4 kPa  
 Customer: Lind Electronics Inc. Relative Humidity: 33 %  
 EUT Description: DC/DC Converter Page: 3 of 21  
 Notes: EUT Powered up and down to generate waveforms

## Spikes Exported ON from EUT 2



Tested by: Mark Abrahamson, Dave S.  
 Printed

  
 Signature

Reviewed by: Gerald V. Anderson  
 Printed

  
 Signature

Mode of Operation Key	
#	Description
1	Ambient
2	System Check
3	
4	
5	

T:\10xx\1038\Rpt\_Docs\MS1275B\1038SpEx01-gva.doc

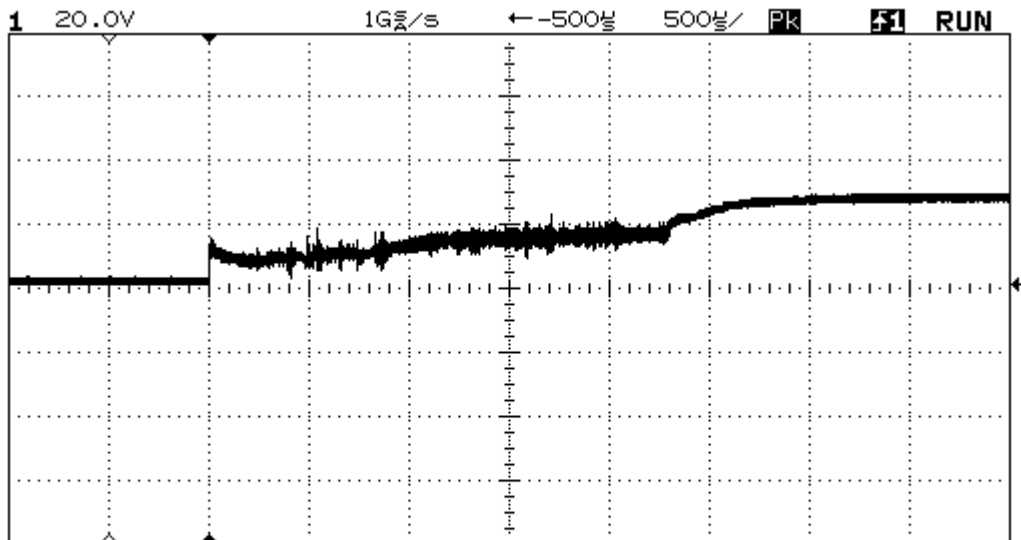
# SPIKES EXPORTED




Test Report #: NC601038 Test Area: 5  
 EUT Model #: MIL1566 - 1720 Date: 13 April 2006  
 EUT Serial #: N/A EUT Power: 28 VDC Temperature: 22 °C  
 Test Method: MIL-STD-1275B Spikes Exported from Equipment Air Pressure: 98.4 kPa  
 Customer: Lind Electronics Inc. Relative Humidity: 33 %  
 EUT Description: DC/DC Converter Page: 4 of 21

Notes: EUT Powered up and down to generate waveforms

## Spikes Exported ON from EUT 3



Tested by: Mark Abrahamson, Dave S.  
 Printed

  
 Signature

Reviewed by: Gerald V. Anderson  
 Printed

  
 Signature

Mode of Operation Key	
#	Description
1	Ambient
2	System Check
3	
4	
5	

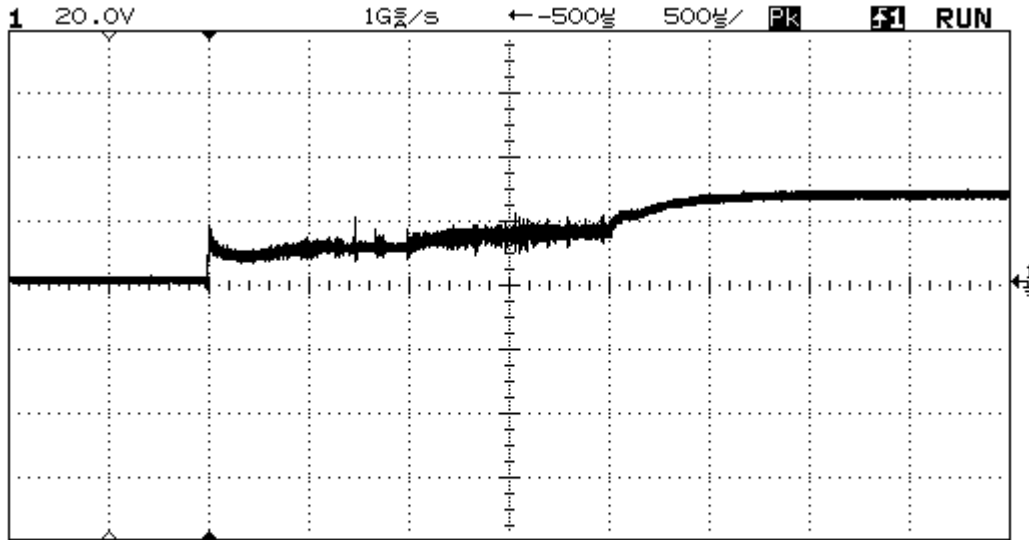
T:\110xx\1038\Rpt\_Docs\MS1275B\1038SpEx01-gva.doc

# SPIKES EXPORTED



Test Report #: NC601038 Test Area: 5  
 EUT Model #: MIL1566 - 1720 Date: 13 April 2006  
 EUT Serial #: N/A EUT Power: 28 VDC Temperature: 22 °C  
 Test Method: MIL-STD-1275B Spikes Exported from Equipment Air Pressure: 98.4 kPa  
 Customer: Lind Electronics Inc. Relative Humidity: 33 %  
 EUT Description: DC/DC Converter Page: 5 of 21  
 Notes: EUT Powered up and down to generate waveforms

## Spikes Exported ON from EUT 4



Tested by: Mark Abrahamson, Dave S.  
 Printed

  
 Signature

Reviewed by: Gerald V. Anderson  
 Printed

  
 Signature

Mode of Operation Key	
#	Description
1	Ambient
2	System Check
3	
4	
5	

T:\110xx\1038\Rpt\_Docs\MS1275B\1038SpEx01-gva.doc

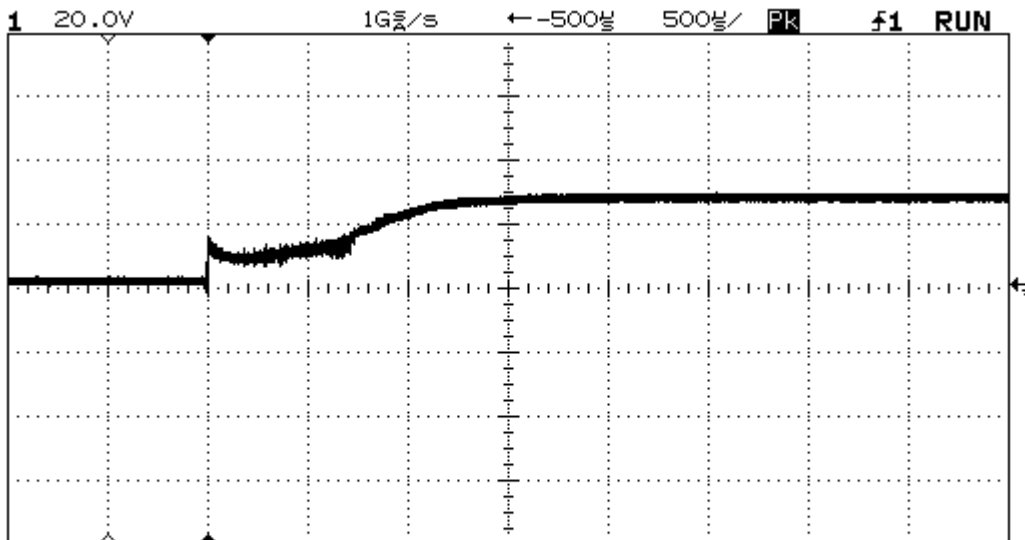
# SPIKES EXPORTED



Test Report #: NC601038 Test Area: 5  
 EUT Model #: MIL1566 - 1720 Date: 13 April 2006  
 EUT Serial #: N/A EUT Power: 28 VDC Temperature: 22 °C  
 Test Method: MIL-STD-1275B Spikes Exported from Equipment Air Pressure: 98.4 kPa  
 Customer: Lind Electronics Inc. Relative Humidity: 33 %  
 EUT Description: DC/DC Converter Page: 6 of 21

Notes: EUT Powered up and down to generate waveforms

## Spikes Exported ON from EUT 5



Tested by: Mark Abrahamson, Dave S.  
Printed

*Mark Abrahamson*  
Signature

Reviewed by: Gerald V. Anderson  
Printed

*G V Anderson*  
Signature

Mode of Operation Key	
#	Description
1	Ambient
2	System Check
3	
4	
5	

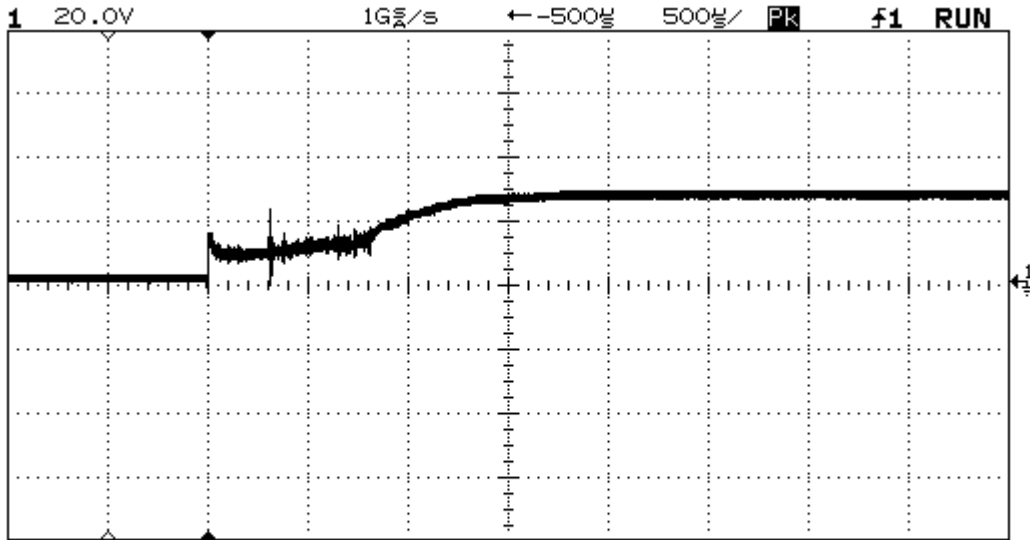
T:\110xx\1038\Rpt\_Docs\MS1275B\1038SpEx01-gva.doc

# SPIKES EXPORTED



Test Report #: NC601038 Test Area: 5  
 EUT Model #: MIL1566 - 1720 Date: 13 April 2006  
 EUT Serial #: N/A EUT Power: 28 VDC Temperature: 22 °C  
 Test Method: MIL-STD-1275B Spikes Exported from Equipment Air Pressure: 98.4 kPa  
 Customer: Lind Electronics Inc. Relative Humidity: 33 %  
 EUT Description: DC/DC Converter Page: 7 of 21  
 Notes: EUT Powered up and down to generate waveforms

## Spikes Exported ON from EUT 6



Tested by: Mark Abrahamson, Dave S.  
 Printed

  
 Signature

Reviewed by: Gerald V. Anderson  
 Printed

  
 Signature

Mode of Operation Key	
#	Description
1	Ambient
2	System Check
3	
4	
5	

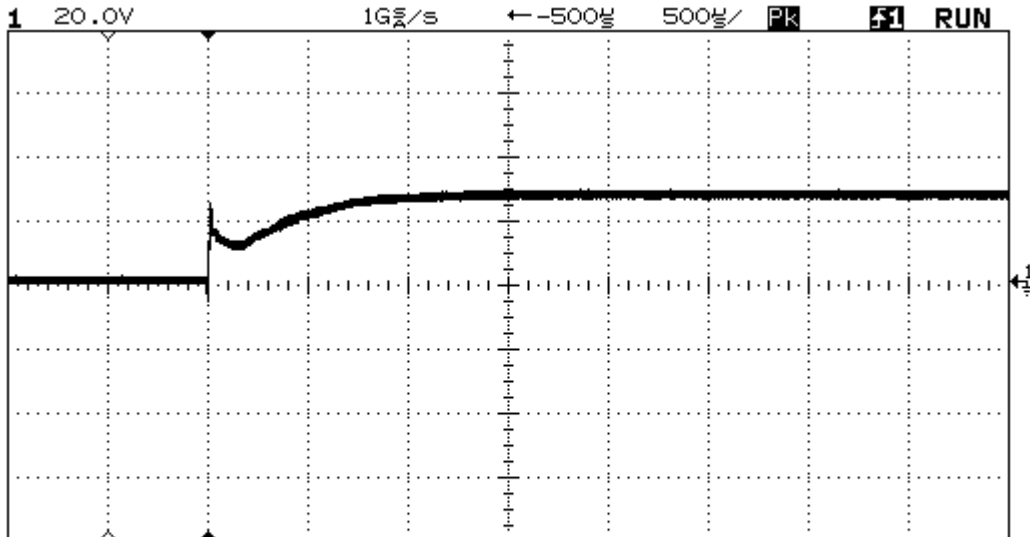
T:\110xx\1038\Rpt\_Docs\MS1275B\1038SpEx01-gva.doc

# SPIKES EXPORTED



Test Report #: NC601038 Test Area: 5  
 EUT Model #: MIL1566 - 1720 Date: 13 April 2006  
 EUT Serial #: N/A EUT Power: 28 VDC Temperature: 22 °C  
 Test Method: MIL-STD-1275B Spikes Exported from Equipment Air Pressure: 98.4 kPa  
 Customer: Lind Electronics Inc. Relative Humidity: 33 %  
 EUT Description: DC/DC Converter Page: 8 of 21  
 Notes: EUT Powered up and down to generate waveforms

## Spikes Exported ON from EUT 7



Tested by: Mark Abrahamson, Dave S.  
 Printed

  
 Signature

Reviewed by: Gerald V. Anderson  
 Printed

  
 Signature

Mode of Operation Key	
#	Description
1	Ambient
2	System Check
3	
4	
5	

T:\110xx\1038\Rpt\_Docs\MS1275B\1038SpEx01-gva.doc

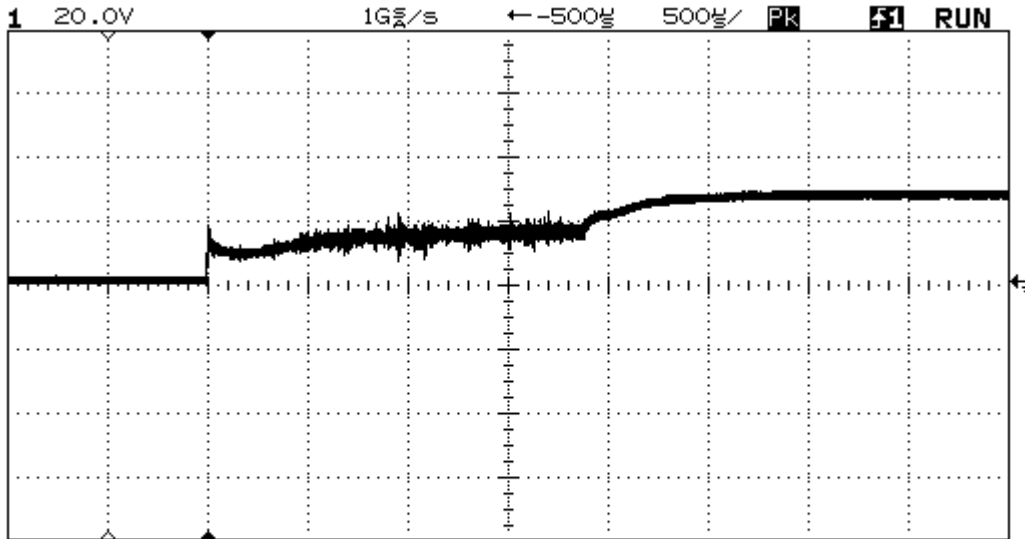


# SPIKES EXPORTED



Test Report #: NC601038 Test Area: 5  
 EUT Model #: MIL1566 - 1720 Date: 13 April 2006  
 EUT Serial #: N/A EUT Power: 28 VDC Temperature: 22 °C  
 Test Method: MIL-STD-1275B Spikes Exported from Equipment Air Pressure: 98.4 kPa  
 Customer: Lind Electronics Inc. Relative Humidity: 33 %  
 EUT Description: DC/DC Converter Page: 9 of 21  
 Notes: EUT Powered up and down to generate waveforms

## Spikes Exported ON from EUT 8



Tested by: Mark Abrahamson, Dave S.  
 Printed

  
 Signature

Reviewed by: Gerald V. Anderson  
 Printed

  
 Signature

Mode of Operation Key	
#	Description
1	Ambient
2	System Check
3	
4	
5	

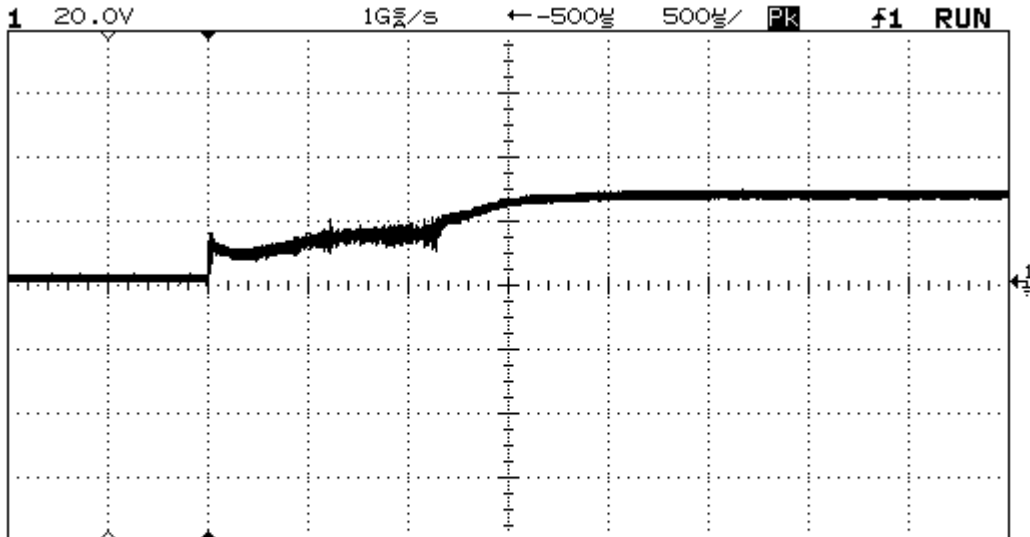
T:\110xx\1038\Rpt\_Docs\MS1275B\1038SpEx01-gva.doc

# SPIKES EXPORTED



Test Report #: NC601038 Test Area: 5  
 EUT Model #: MIL1566 - 1720 Date: 13 April 2006  
 EUT Serial #: N/A EUT Power: 28 VDC Temperature: 22 °C  
 Test Method: MIL-STD-1275B Spikes Exported from Equipment Air Pressure: 98.4 kPa  
 Customer: Lind Electronics Inc. Relative Humidity: 33 %  
 EUT Description: DC/DC Converter Page: 10 of 21  
 Notes: EUT Powered up and down to generate waveforms


## Spikes Exported ON from EUT 9



Tested by: Mark Abrahamson, Dave S.  
 Printed

  
 Signature

Reviewed by: Gerald V. Anderson  
 Printed

  
 Signature

Mode of Operation Key	
#	Description
1	Ambient
2	System Check
3	
4	
5	

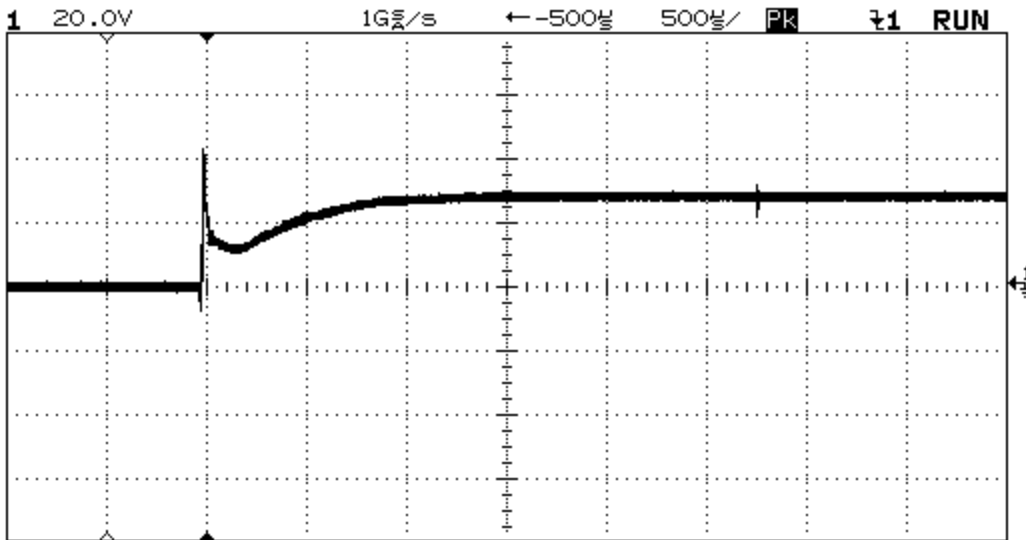
T:\110xx\1038\Rpt\_Docs\MS1275B\1038SpEx01-gva.doc

# SPIKES EXPORTED



Test Report #: NC601038 Test Area: 5  
 EUT Model #: MIL1566 - 1720 Date: 13 April 2006  
 EUT Serial #: N/A EUT Power: 28 VDC Temperature: 22 °C  
 Test Method: MIL-STD-1275B Spikes Exported from Equipment Air Pressure: 98.4 kPa  
 Customer: Lind Electronics Inc. Relative Humidity: 33 %  
 EUT Description: DC/DC Converter Page: 11 of 21  
 Notes: EUT Powered up and down to generate waveforms


## Spikes Exported ON from EUT 10



Tested by: Mark Abrahamson, Dave S.  
 Printed

  
 Signature

Reviewed by: Gerald V. Anderson  
 Printed

  
 Signature

Mode of Operation Key	
#	Description
1	Ambient
2	System Check
3	
4	
5	

T:\10xx\1038\Rpt\_Docs\MS1275B\1038SpEx01-gva.doc

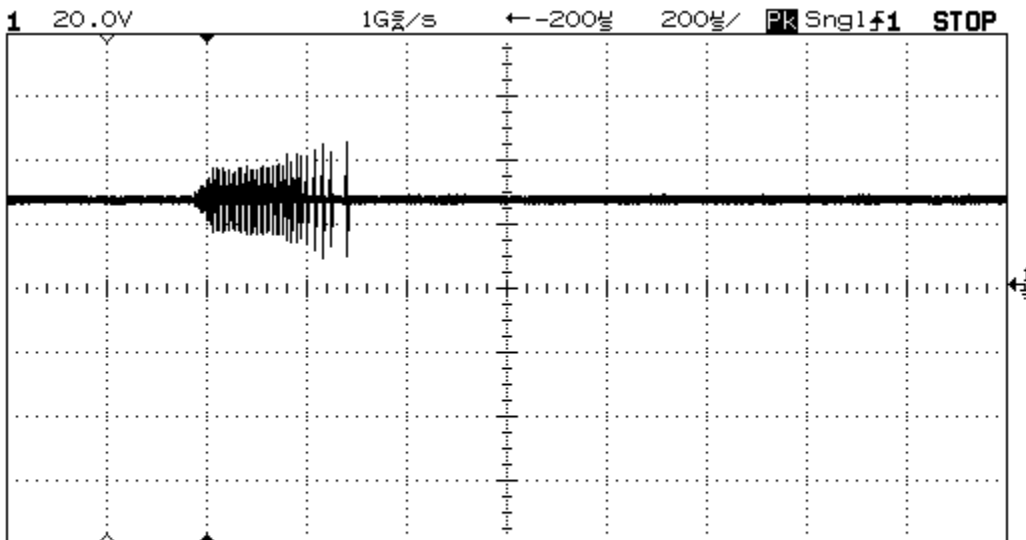
# SPIKES EXPORTED



Test Report #: NC601038 Test Area: 5  
 EUT Model #: MIL1566 - 1720 Date: 13 April 2006  
 EUT Serial #: N/A EUT Power: 28 VDC Temperature: 22 °C  
 Test Method: MIL-STD-1275B Spikes Exported from Equipment Air Pressure: 98.4 kPa  
 Customer: Lind Electronics Inc. Relative Humidity: 33 %  
 EUT Description: DC/DC Converter Page: 12 of 21

Notes: EUT Powered up and down to generate waveforms

## Spikes Exported OFF from EUT 1



Tested by: Mark Abrahamson, Dave S.  
Printed

*Mark Abrahamson*  
Signature

Reviewed by: Gerald V. Anderson  
Printed

*G V Anderson*  
Signature

Mode of Operation Key	
#	Description
1	Ambient
2	System Check
3	
4	
5	

T:\110xx\1038\Rpt\_Docs\MS1275B\1038SpEx01-gva.doc

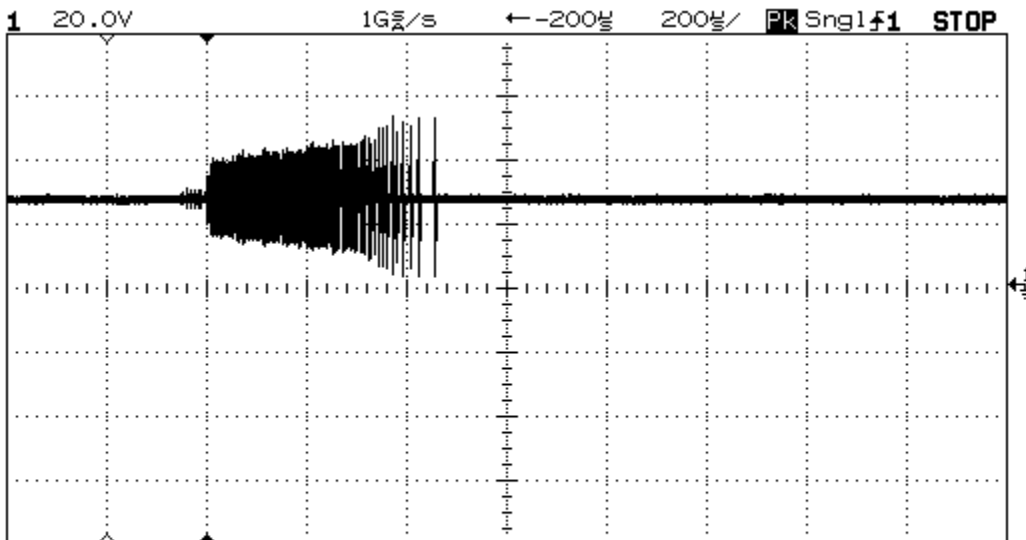
# SPIKES EXPORTED



Test Report #: NC601038 Test Area: 5  
 EUT Model #: MIL1566 - 1720 Date: 13 April 2006  
 EUT Serial #: N/A EUT Power: 28 VDC Temperature: 22 °C  
 Test Method: MIL-STD-1275B Spikes Exported from Equipment Air Pressure: 98.4 kPa  
 Customer: Lind Electronics Inc. Relative Humidity: 33 %  
 EUT Description: DC/DC Converter Page: 13 of 21

Notes: EUT Powered up and down to generate waveforms

## Spikes Exported OFF from EUT 2



Tested by: Mark Abrahamson, Dave S.  
Printed

*Mark Abrahamson*  
Signature

Reviewed by: Gerald V. Anderson  
Printed

*G V Anderson*  
Signature

Mode of Operation Key	
#	Description
1	Ambient
2	System Check
3	
4	
5	

T:\110xx\1038\Rpt\_Docs\MS1275B\1038SpEx01-gva.doc

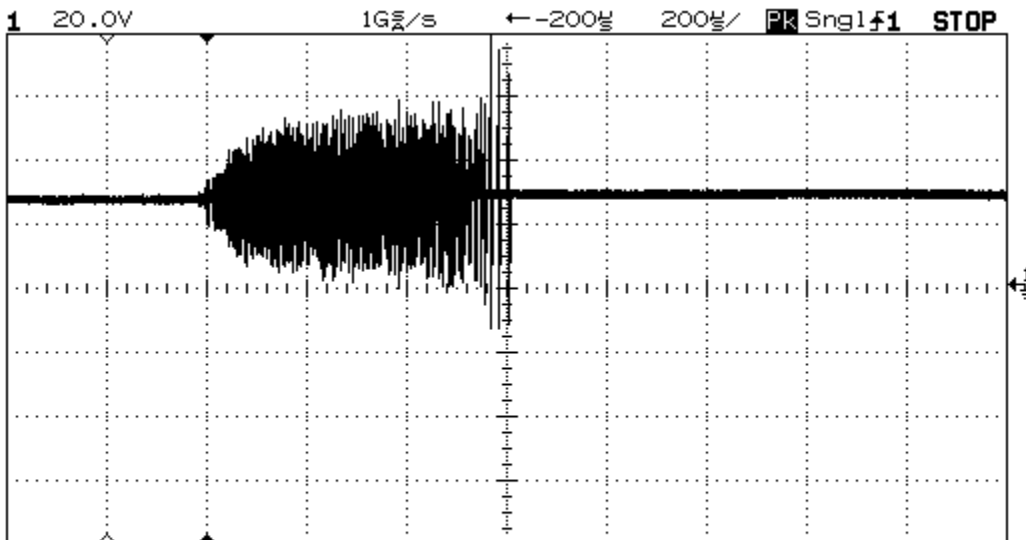
# SPIKES EXPORTED



Test Report #: NC601038 Test Area: 5  
 EUT Model #: MIL1566 - 1720 Date: 13 April 2006  
 EUT Serial #: N/A EUT Power: 28 VDC Temperature: 22 °C  
 Test Method: MIL-STD-1275B Spikes Exported from Equipment Air Pressure: 98.4 kPa  
 Customer: Lind Electronics Inc. Relative Humidity: 33 %  
 EUT Description: DC/DC Converter Page: 14 of 21

Notes: EUT Powered up and down to generate waveforms

## Spikes Exported OFF from EUT 3



Tested by: Mark Abrahamson, Dave S.  
Printed

*Mark Abrahamson*  
Signature

Reviewed by: Gerald V. Anderson  
Printed

*G V Anderson*  
Signature

Mode of Operation Key	
#	Description
1	Ambient
2	System Check
3	
4	
5	

T:\10xx\1038\Rpt\_Docs\MS1275B\1038SpEx01-gva.doc

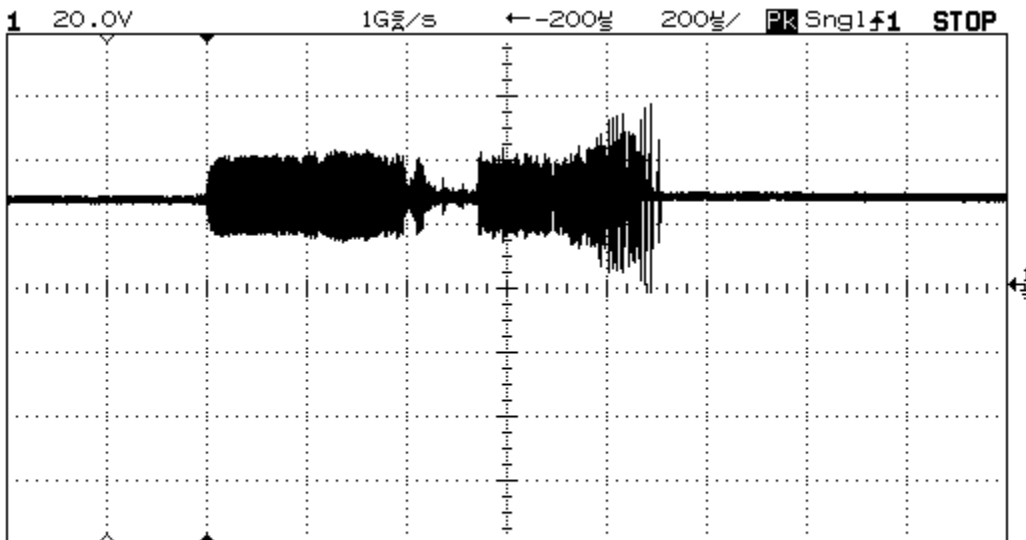
# SPIKES EXPORTED



Test Report #: NC601038 Test Area: 5  
 EUT Model #: MIL1566 - 1720 Date: 13 April 2006  
 EUT Serial #: N/A EUT Power: 28 VDC Temperature: 22 °C  
 Test Method: MIL-STD-1275B Spikes Exported from Equipment Air Pressure: 98.4 kPa  
 Customer: Lind Electronics Inc. Relative Humidity: 33 %  
 EUT Description: DC/DC Converter Page: 15 of 21

Notes: EUT Powered up and down to generate waveforms

## Spikes Exported OFF from EUT 4



Tested by: Mark Abrahamson, Dave S.  
Printed

*Mark Abrahamson*  
Signature

Reviewed by: Gerald V. Anderson  
Printed

*G V Anderson*  
Signature

Mode of Operation Key	
#	Description
1	Ambient
2	System Check
3	
4	
5	

T:\10xx\1038\Rpt\_Docs\MS1275B\1038SpEx01-gva.doc

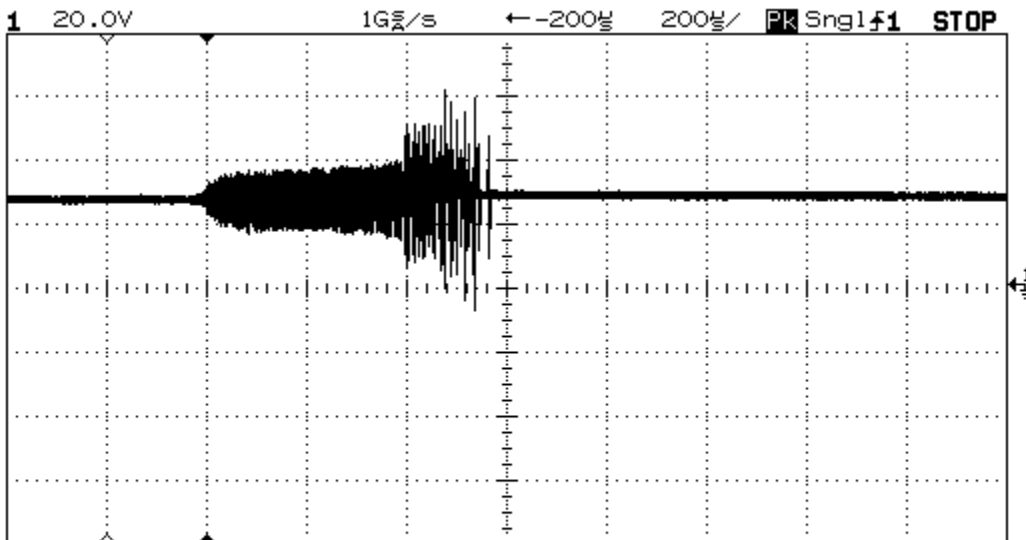
# SPIKES EXPORTED



Test Report #: NC601038 Test Area: 5  
 EUT Model #: MIL1566 - 1720 Date: 13 April 2006  
 EUT Serial #: N/A EUT Power: 28 VDC Temperature: 22 °C  
 Test Method: MIL-STD-1275B Spikes Exported from Equipment Air Pressure: 98.4 kPa  
 Customer: Lind Electronics Inc. Relative Humidity: 33 %  
 EUT Description: DC/DC Converter Page: 16 of 21

Notes: EUT Powered up and down to generate waveforms

## Spikes Exported OFF from EUT 5



Tested by: Mark Abrahamson, Dave S.  
Printed

*Mark Abrahamson*  
Signature

Reviewed by: Gerald V. Anderson  
Printed

*G V Anderson*  
Signature

Mode of Operation Key	
#	Description
1	Ambient
2	System Check
3	
4	
5	

T:\110xx\1038\Rpt\_Docs\MS1275B\1038SpEx01-gva.doc



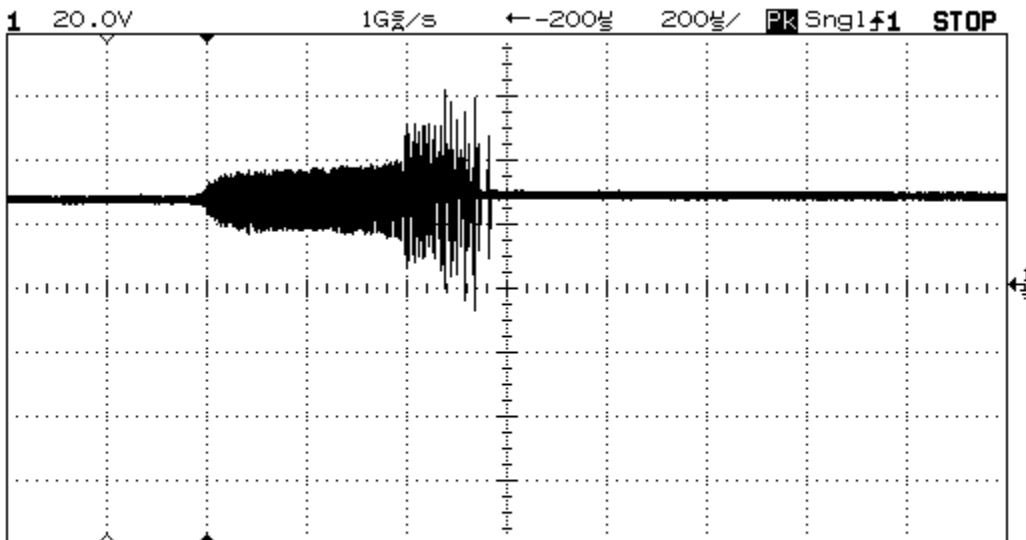
# SPIKES EXPORTED



Test Report #: NC601038 Test Area: 5  
 EUT Model #: MIL1566 - 1720 Date: 13 April 2006  
 EUT Serial #: N/A EUT Power: 28 VDC Temperature: 22 °C  
 Test Method: MIL-STD-1275B Spikes Exported from Equipment Air Pressure: 98.4 kPa  
 Customer: Lind Electronics Inc. Relative Humidity: 33 %  
 EUT Description: DC/DC Converter Page: 17 of 21

Notes: EUT Powered up and down to generate waveforms

## Spikes Exported OFF from EUT 6



Tested by: Mark Abrahamson, Dave S.  
Printed

*Mark Abrahamson*  
Signature

Reviewed by: Gerald V. Anderson  
Printed

*G V Anderson*  
Signature

Mode of Operation Key	
#	Description
1	Ambient
2	System Check
3	
4	
5	

T:\110xx\1038\Rpt\_Docs\MS1275B\1038SpEx01-gva.doc

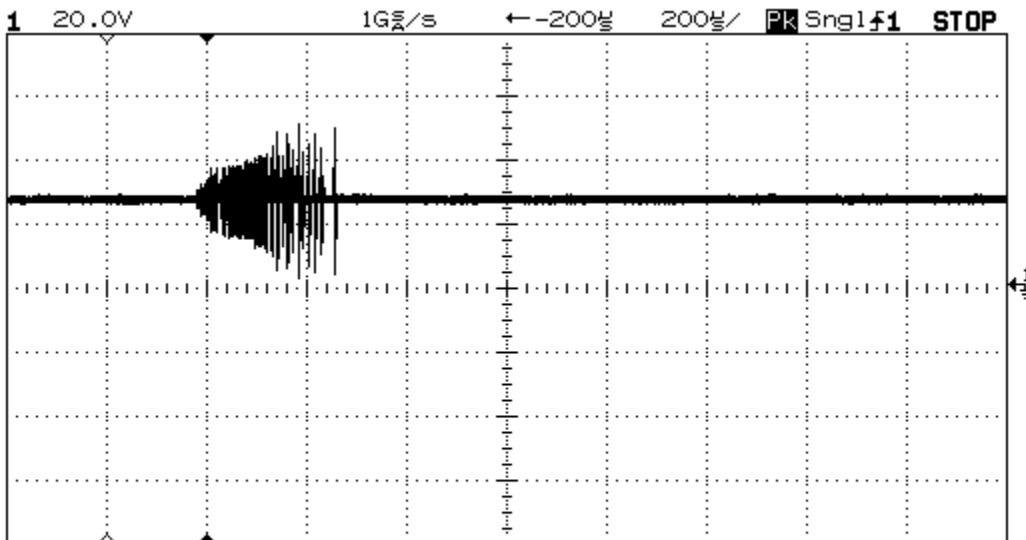
# SPIKES EXPORTED



Test Report #: NC601038 Test Area: 5  
 EUT Model #: MIL1566 - 1720 Date: 13 April 2006  
 EUT Serial #: N/A EUT Power: 28 VDC Temperature: 22 °C  
 Test Method: MIL-STD-1275B Spikes Exported from Equipment Air Pressure: 98.4 kPa  
 Customer: Lind Electronics Inc. Relative Humidity: 33 %  
 EUT Description: DC/DC Converter Page: 18 of 21

Notes: EUT Powered up and down to generate waveforms

## Spikes Exported OFF from EUT 7



Tested by: Mark Abrahamson, Dave S.  
Printed

*Mark Abrahamson*  
Signature

Reviewed by: Gerald V. Anderson  
Printed

*G V Anderson*  
Signature

Mode of Operation Key	
#	Description
1	Ambient
2	System Check
3	
4	
5	

T:\110xx\1038\Rpt\_Docs\MS1275B\1038SpEx01-gva.doc

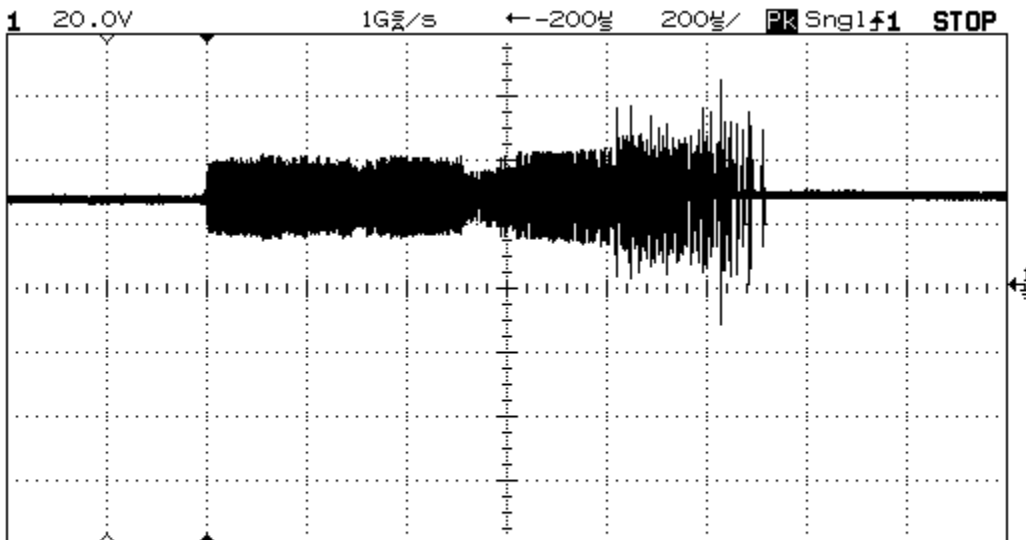
# SPIKES EXPORTED



Test Report #: NC601038 Test Area: 5  
 EUT Model #: MIL1566 - 1720 Date: 13 April 2006  
 EUT Serial #: N/A EUT Power: 28 VDC Temperature: 22 °C  
 Test Method: MIL-STD-1275B Spikes Exported from Equipment Air Pressure: 98.4 kPa  
 Customer: Lind Electronics Inc. Relative Humidity: 33 %  
 EUT Description: DC/DC Converter Page: 19 of 21

Notes: EUT Powered up and down to generate waveforms


## Spikes Exported OFF from EUT 8



Tested by: Mark Abrahamson, Dave S.  
 Printed

  
 Signature

Reviewed by: Gerald V. Anderson  
 Printed

  
 Signature

Mode of Operation Key	
#	Description
1	Ambient
2	System Check
3	
4	
5	

T:\110xx\1038\Rpt\_Docs\MS1275B\1038SpEx01-gva.doc

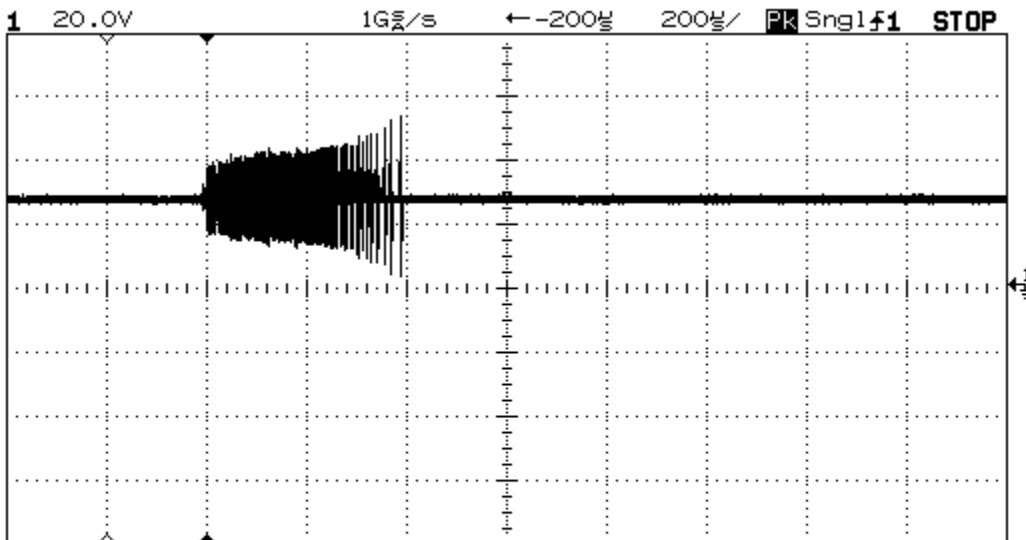
# SPIKES EXPORTED



Test Report #: NC601038 Test Area: 5  
 EUT Model #: MIL1566 - 1720 Date: 13 April 2006  
 EUT Serial #: N/A EUT Power: 28 VDC Temperature: 22 °C  
 Test Method: MIL-STD-1275B Spikes Exported from Equipment Air Pressure: 98.4 kPa  
 Customer: Lind Electronics Inc. Relative Humidity: 33 %  
 EUT Description: DC/DC Converter Page: 20 of 21

Notes: EUT Powered up and down to generate waveforms

## Spikes Exported OFF from EUT 9



Tested by: Mark Abrahamson, Dave S.  
Printed

*Mark Abrahamson*  
Signature

Reviewed by: Gerald V. Anderson  
Printed

*G V Anderson*  
Signature

Mode of Operation Key	
#	Description
1	Ambient
2	System Check
3	
4	
5	

T:\110xx\1038\Rpt\_Docs\MS1275B\1038SpEx01-gva.doc

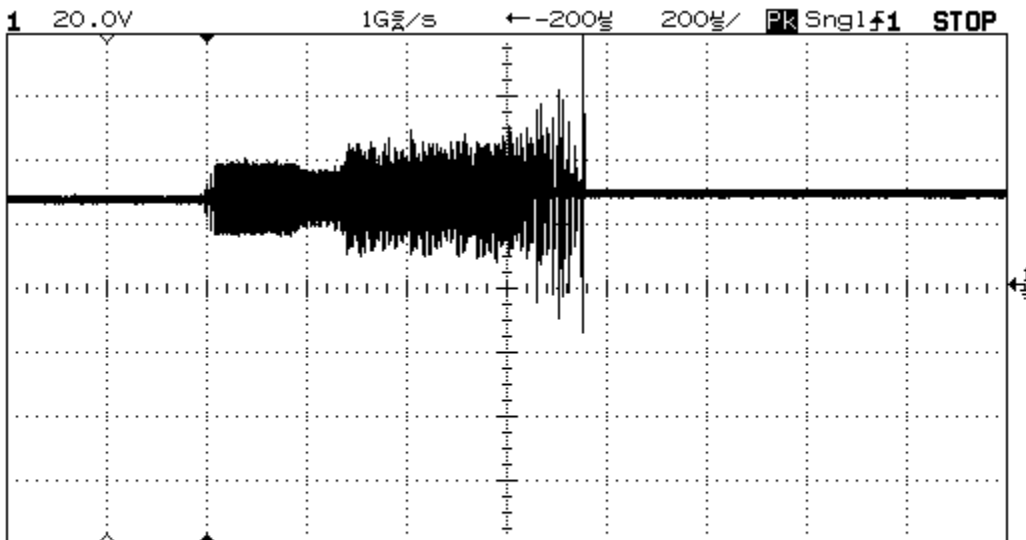
# SPIKES EXPORTED



Test Report #: NC601038 Test Area: 5  
 EUT Model #: MIL1566 - 1720 Date: 13 April 2006  
 EUT Serial #: N/A EUT Power: 28 VDC Temperature: 22 °C  
 Test Method: MIL-STD-1275B Spikes Exported from Equipment Air Pressure: 98.4 kPa  
 Customer: Lind Electronics Inc. Relative Humidity: 33 %  
 EUT Description: DC/DC Converter Page: 21 of 21

Notes: EUT Powered up and down to generate waveforms

## Spikes Exported OFF from EUT 10



Tested by: Mark Abrahamson, Dave S.  
Printed

*Mark Abrahamson*  
Signature

Reviewed by: Gerald V. Anderson  
Printed

*G V Anderson*  
Signature

Mode of Operation Key	
#	Description
1	Ambient
2	System Check
3	
4	
5	

T:\110xx\1038\Rpt\_Docs\MS1275B\1038SpEx01-gva.doc

# SPIKES IMPORTED



Test Report #: NC601038 Test Area: 5

EUT Model #: MIL1566 - 1720 Date: 14 April 2006

EUT Serial #: N/A EUT Power: 28 VDC Temperature: 22 °C

Test Method: MIL-STD-1275B Spikes Imported into Equipment Air Pressure: 98.0 kPa

Customer: Lind Electronics Inc. Relative Humidity: 28 %

EUT Description: DC/DC converter Page: 1 of 6

Notes: The discharge of a 0.1 uF Capacitor onto the 28 Vdc Power Lines

TEST WAVEFORM	TEST LEVEL (VOLTS)	REPETITION RATE APPROXIMATELY (SECONDS)	TEST PULSES	LEAD DESCRIPTION	COMPLIES		REMARKS
					YES	NO	
Discharge	+250	1	50	Power Leads (Red + & Black -)	✓		EUT1 (15V)
Discharge	-250	1	50	Power Leads (Red + & Black -)	✓		EUT2 (EUT1 failed at hookup)

Tested by: Mark Abrahamson & Dave S.  
Printed Signature

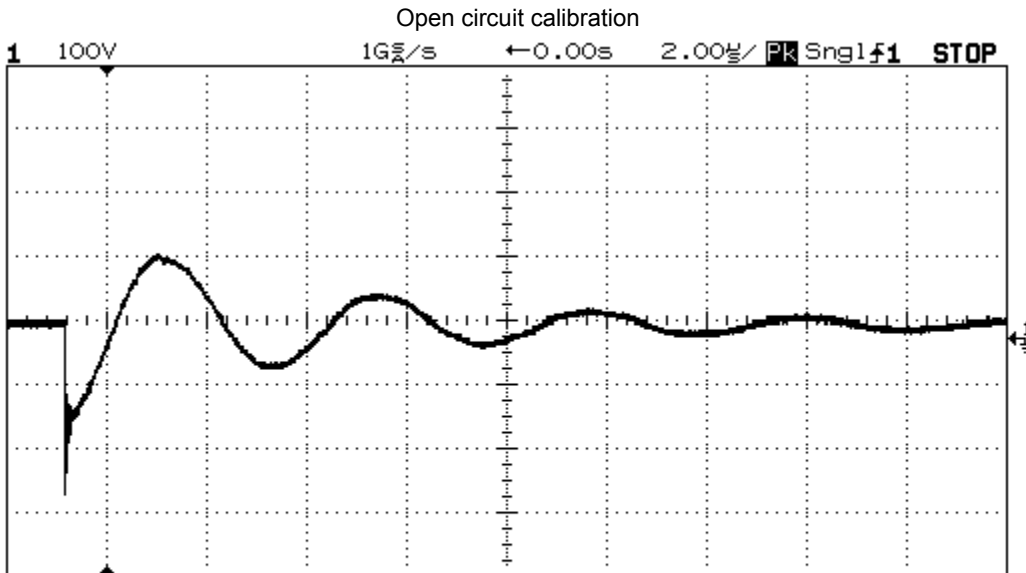
Reviewed by: Gerald V. Anderson  
Printed Signature


# SPIKES IMPORTED



Test Report #: NC601038 Test Area: 5  
 EUT Model #: MIL1566 - 1720 Date: 14 April 2006  
 EUT Serial #: N/A EUT Power: 28 VDC Temperature: 22 °C  
 Test Method: MIL-STD-1275B Spikes Imported into Equipment Air Pressure: 98.0 kPa  
 Customer: Lind Electronics Inc. Relative Humidity: 28 %  
 EUT Description: DC/DC converter Page: 2 of 6

Notes: The discharge of a 0.1 uF Capacitor onto the 28 Vdc Power Lines



Tested by: Mark Abrahamson & Dave S.  
 Printed

  
 Signature

Reviewed by: Gerald V. Anderson  
 Printed

  
 Signature

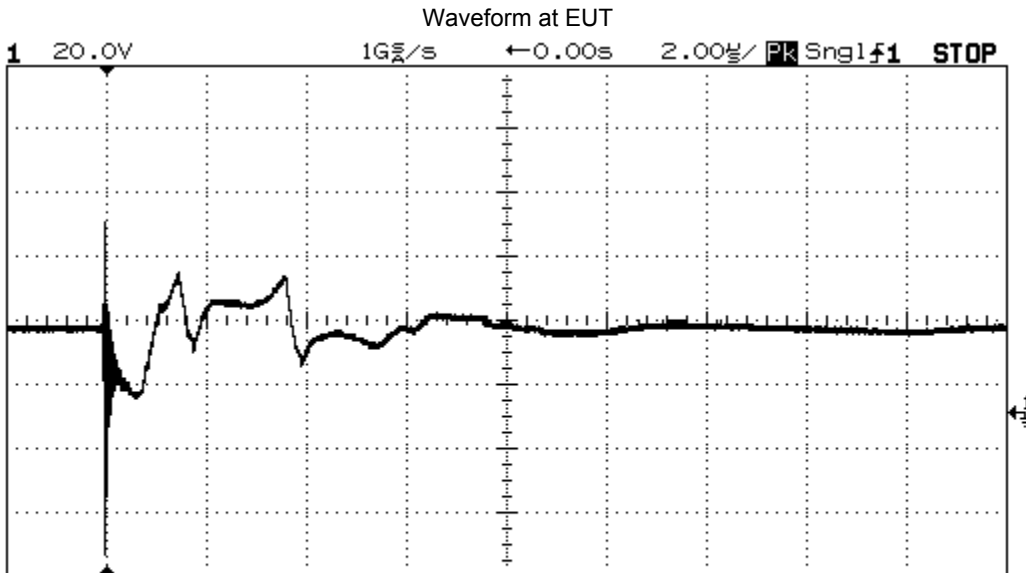

T:\10xx\1038\Rpt\_Docs\MS1275B\1038Splm01-gva.doc

# SPIKES IMPORTED



Test Report #: NC601038 Test Area: 5  
 EUT Model #: MIL1566 - 1720 Date: 14 April 2006  
 EUT Serial #: N/A EUT Power: 28 VDC Temperature: 22 °C  
 Test Method: MIL-STD-1275B Spikes Imported into Equipment Air Pressure: 98.0 kPa  
 Customer: Lind Electronics Inc. Relative Humidity: 28 %  
 EUT Description: DC/DC converter Page: 3 of 6

Notes: The discharge of a 0.1 uF Capacitor onto the 28 Vdc Power Lines



Tested by: Mark Abrahamson & Dave S.  
Printed

*Mark Abrahamson*  
Signature

Reviewed by: Gerald V. Anderson  
Printed

*G V Anderson*  
Signature


T:\10xx\1038\Rpt\_Docs\MS1275B\1038Splm01-gva.doc

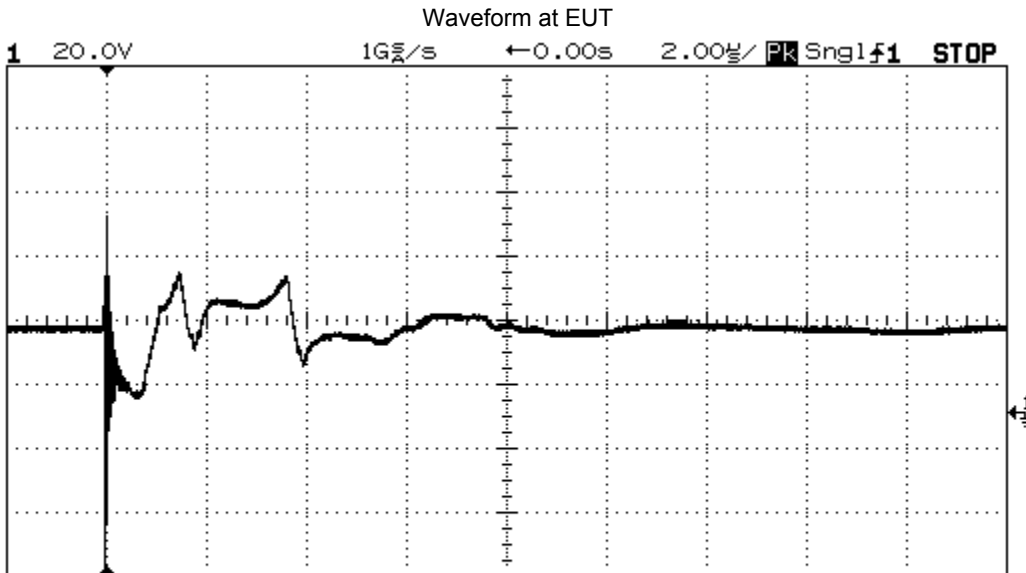


# SPIKES IMPORTED



Test Report #: NC601038 Test Area: 5  
 EUT Model #: MIL1566 - 1720 Date: 14 April 2006  
 EUT Serial #: N/A EUT Power: 28 VDC Temperature: 22 °C  
 Test Method: MIL-STD-1275B Spikes Imported into Equipment Air Pressure: 98.0 kPa  
 Customer: Lind Electronics Inc. Relative Humidity: 28 %  
 EUT Description: DC/DC converter Page: 4 of 6

Notes: The discharge of a 0.1 uF Capacitor onto the 28 Vdc Power Lines



Tested by: Mark Abrahamson & Dave S.  
 Printed

  
 Signature

Reviewed by: Gerald V. Anderson  
 Printed

  
 Signature

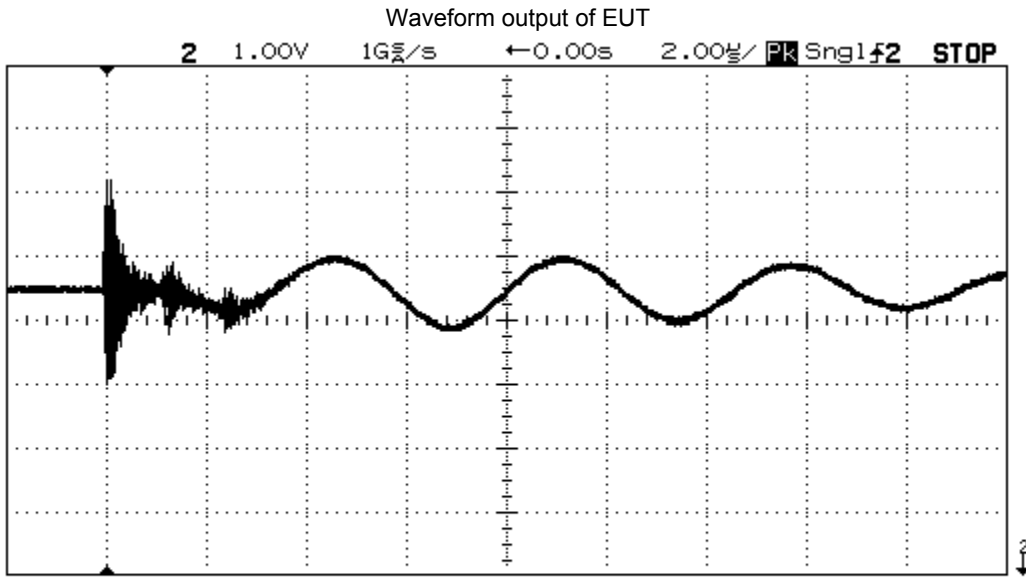

T:\10xx\1038\Rpt\_Docs\MS1275B\1038Splm01-gva.doc

# SPIKES IMPORTED



Test Report #: NC601038 Test Area: 5  
 EUT Model #: MIL1566 - 1720 Date: 14 April 2006  
 EUT Serial #: N/A EUT Power: 28 VDC Temperature: 22 °C  
 Test Method: MIL-STD-1275B Spikes Imported into Equipment Air Pressure: 98.0 kPa  
 Customer: Lind Electronics Inc. Relative Humidity: 28 %  
 EUT Description: DC/DC converter Page: 5 of 6

Notes: The discharge of a 0.1 uF Capacitor onto the 28 Vdc Power Lines



Tested by: Mark Abrahamson & Dave S.  
Printed

*Mark Abrahamson*  
Signature

Reviewed by: Gerald V. Anderson  
Printed

*G V Anderson*  
Signature

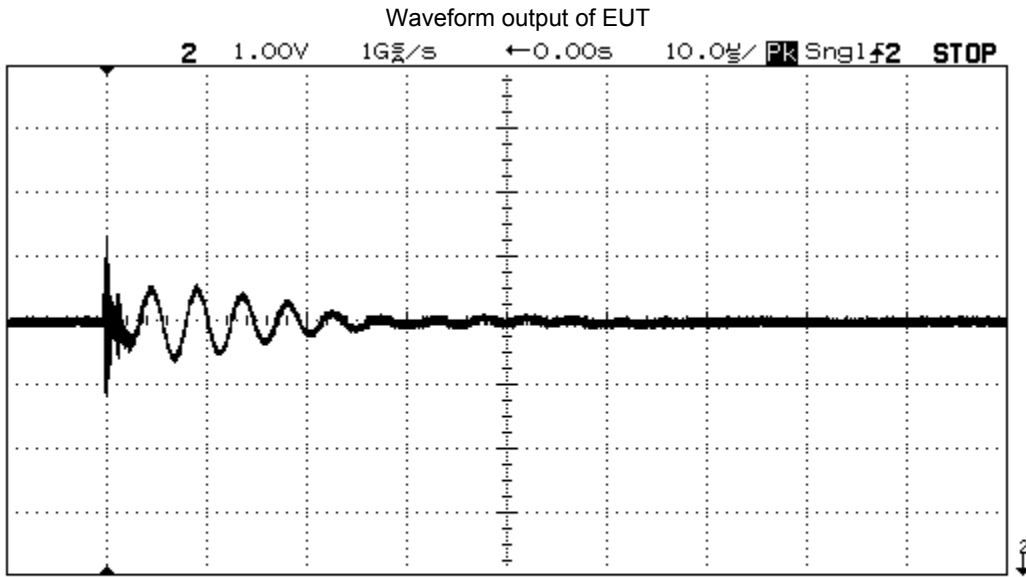

T:\10xx\1038\Rpt\_Docs\MS1275B\1038Splm01-gva.doc

# SPIKES IMPORTED



Test Report #: NC601038 Test Area: 5  
 EUT Model #: MIL1566 - 1720 Date: 14 April 2006  
 EUT Serial #: N/A EUT Power: 28 VDC Temperature: 22 °C  
 Test Method: MIL-STD-1275B Spikes Imported into Equipment Air Pressure: 98.0 kPa  
 Customer: Lind Electronics Inc. Relative Humidity: 28 %  
 EUT Description: DC/DC converter Page: 6 of 6

Notes: The discharge of a 0.1 uF Capacitor onto the 28 Vdc Power Lines



Tested by: Mark Abrahamson & Dave S.  
Printed

*Mark Abrahamson*  
Signature

Reviewed by: Gerald V. Anderson  
Printed

*G V Anderson*  
Signature


T:\10xx\1038\Rpt\_Docs\MS1275B\1038Splm01-gva.doc

# VOLTAGE SURGES



Test Report #: NC601038 Test Area: 5

EUT Model #: MIL1566 - 1720 Date: 18 April 2006

EUT Serial #: N/A EUT Power: 28 VDC Temperature: 23 °C

Test Method: MIL-STD-1275B Surges Imported into Equipment Air Pressure: 97.3 kPa

Customer: Lind Electronics Inc. Relative Humidity: 35 %

EUT Description: DC/DC Converter Page: 1 of 6

Notes: 40 Vdc and 100 Vdc Surges imported onto EUT power lines

TEST WAVEFORM (mS)	TEST LEVEL (VOLTS)	REPETITION RATE (SECONDS)	TEST DURATION (SECONDS)	LEAD DESCRIPTION	COMPLIES		REMARKS
					YES	NO	
50	40	1	5	Power Leads (Red + & Black -)	✓		EUT2 (15V)
50	100	1	5	Power Leads (Red + & Black -)	✓		EUT2 (15V)

Tested by: Mark Abrahamson, Dave S.  
Printed

  
Signature

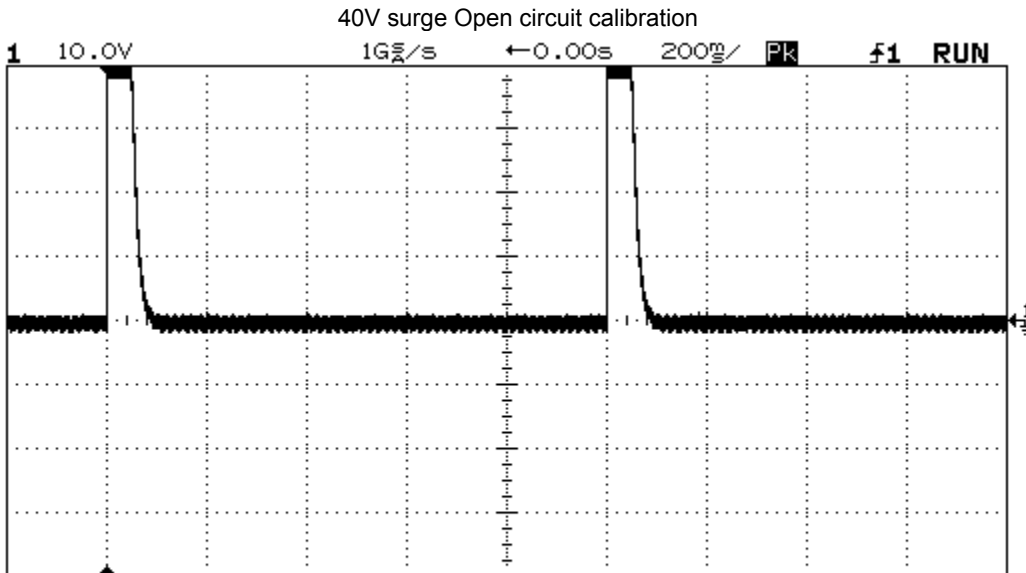

Reviewed by: Gerald V. Anderson  
Printed

  
Signature

# VOLTAGE SURGES



Test Report #: NC601038 Test Area: 5  
 EUT Model #: MIL1566 - 1720 Date: 18 April 2006  
 EUT Serial #: N/A EUT Power: 28 VDC Temperature: 23 °C  
 Test Method: MIL-STD-1275B Surges Imported into Equipment Air Pressure: 97.3 kPa  
 Customer: Lind Electronics Inc. Relative Humidity: 35 %  
 EUT Description: DC/DC Converter Page: 2 of 6  
 Notes: 40 Vdc and 100 Vdc Surges imported onto EUT power lines



Tested by: Mark Abrahamson, Dave S.  
 Printed

  
 Signature

Reviewed by: Gerald V. Anderson  
 Printed

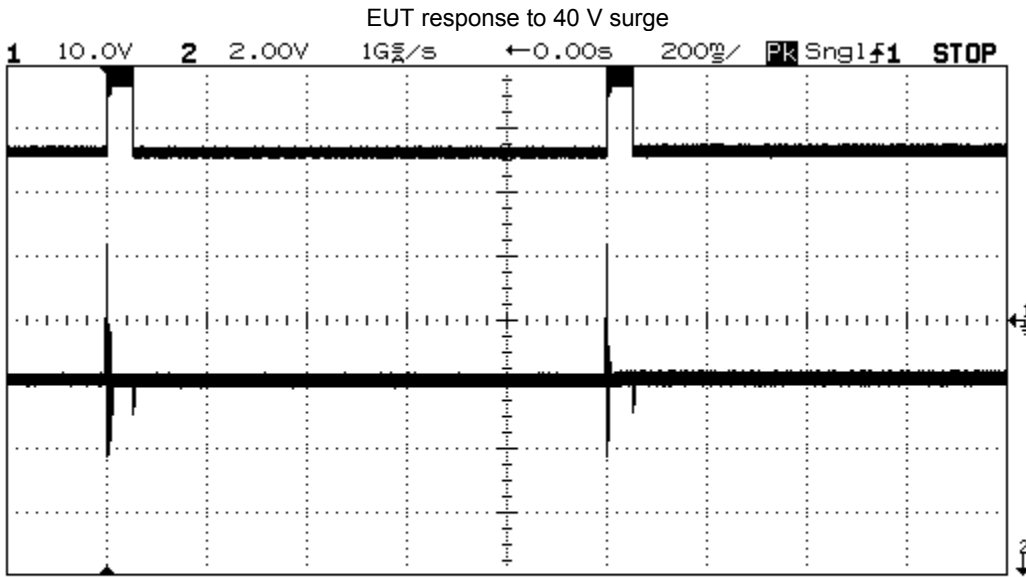
  
 Signature


T:\10xx\1038\Rpt\_Docs\MS1275B\1038sg01-gva.doc

# VOLTAGE SURGES



Test Report #: NC601038 Test Area: 5  
 EUT Model #: MIL1566 - 1720 Date: 18 April 2006  
 EUT Serial #: N/A EUT Power: 28 VDC Temperature: 23 °C  
 Test Method: MIL-STD-1275B Surges Imported into Equipment Air Pressure: 97.3 kPa  
 Customer: Lind Electronics Inc. Relative Humidity: 35 %  
 EUT Description: DC/DC Converter Page: 3 of 6  
 Notes: 40 Vdc and 100 Vdc Surges imported onto EUT power lines



Tested by: Mark Abrahamson, Dave S.  
 Printed

  
 Signature

Reviewed by: Gerald V. Anderson  
 Printed

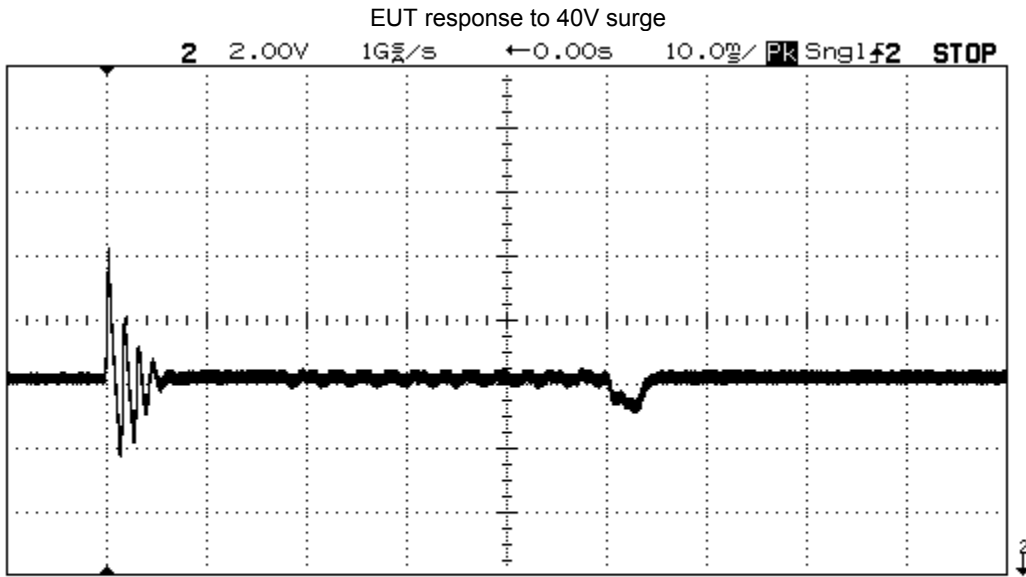
  
 Signature


T:\10xx\1038\Rpt\_Docs\MS1275B\1038sg01-gva.doc

# VOLTAGE SURGES



Test Report #: NC601038 Test Area: 5  
 EUT Model #: MIL1566 - 1720 Date: 18 April 2006  
 EUT Serial #: N/A EUT Power: 28 VDC Temperature: 23 °C  
 Test Method: MIL-STD-1275B Surges Imported into Equipment Air Pressure: 97.3 kPa  
 Customer: Lind Electronics Inc. Relative Humidity: 35 %  
 EUT Description: DC/DC Converter Page: 4 of 6  
 Notes: 40 Vdc and 100 Vdc Surges imported onto EUT power lines



Tested by: Mark Abrahamson, Dave S.  
 Printed

*Mark Abrahamson*  
 Signature

Reviewed by: Gerald V. Anderson  
 Printed

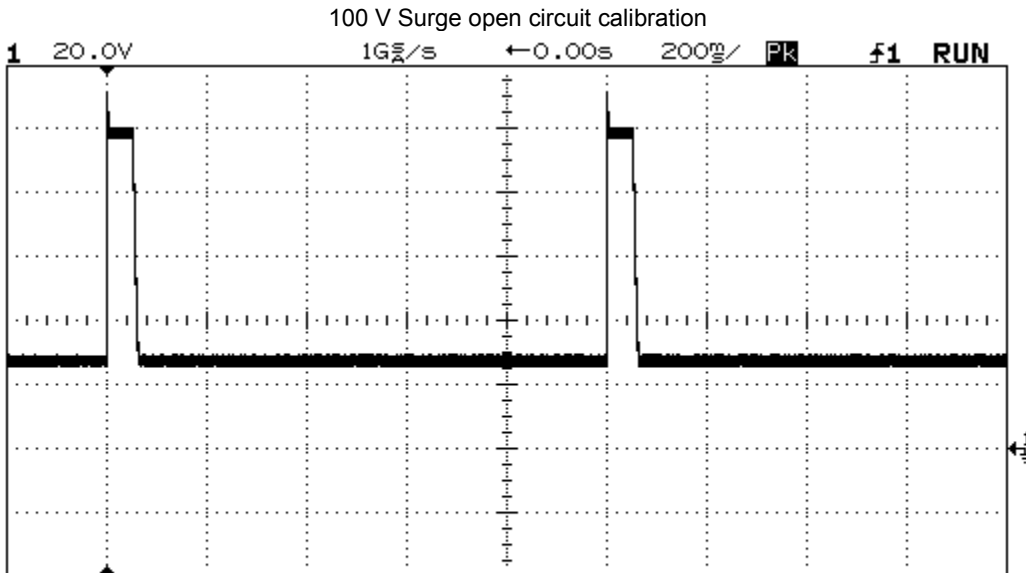
*G V Anderson*  
 Signature


T:\10xx\1038\Rpt\_Docs\MS1275B\1038sg01-gva.doc

# VOLTAGE SURGES



Test Report #: NC601038 Test Area: 5  
 EUT Model #: MIL1566 - 1720 Date: 18 April 2006  
 EUT Serial #: N/A EUT Power: 28 VDC Temperature: 23 °C  
 Test Method: MIL-STD-1275B Surges Imported into Equipment Air Pressure: 97.3 kPa  
 Customer: Lind Electronics Inc. Relative Humidity: 35 %  
 EUT Description: DC/DC Converter Page: 5 of 6  
 Notes: 40 Vdc and 100 Vdc Surges imported onto EUT power lines



Tested by: Mark Abrahamson, Dave S.  
 Printed

  
 Signature

Reviewed by: Gerald V. Anderson  
 Printed

  
 Signature

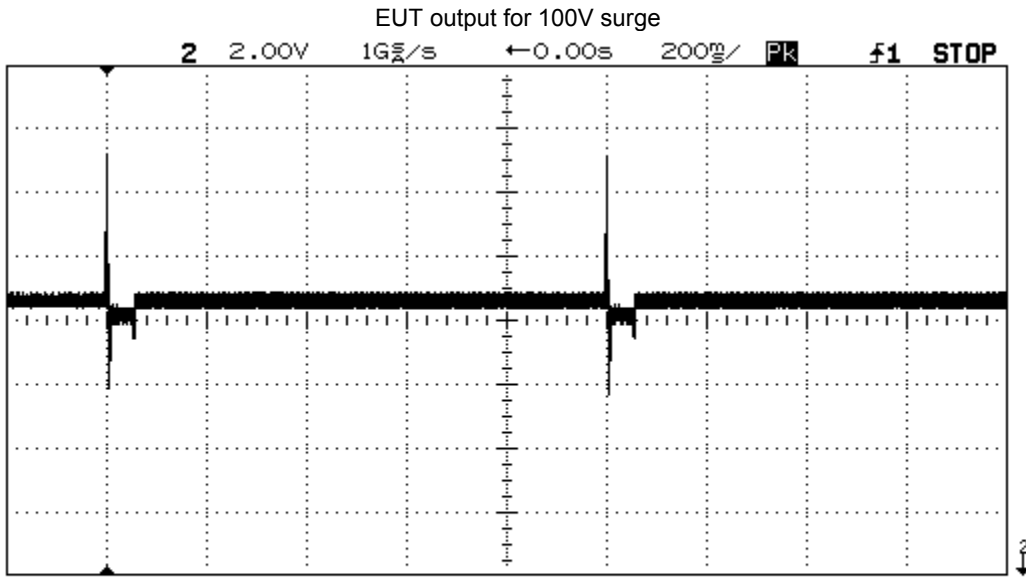

T:\10xx\1038\Rpt\_Docs\MS1275B\1038sg01-gva.doc



# VOLTAGE SURGES



Test Report #: NC601038 Test Area: 5  
 EUT Model #: MIL1566 - 1720 Date: 18 April 2006  
 EUT Serial #: N/A EUT Power: 28 VDC Temperature: 23 °C  
 Test Method: MIL-STD-1275B Surges Imported into Equipment Air Pressure: 97.3 kPa  
 Customer: Lind Electronics Inc. Relative Humidity: 35 %  
 EUT Description: DC/DC Converter Page: 6 of 6  
 Notes: 40 Vdc and 100 Vdc Surges imported onto EUT power lines



Tested by: Mark Abrahamson, Dave S.  
 Printed

  
 Signature

Reviewed by: Gerald V. Anderson  
 Printed

  
 Signature


T:\10xx\1038\Rpt\_Docs\MS1275B\1038sg01-gva.doc

# Ripple Voltage Imported into Equipment




Test Report #: NC708569 Test Area: 3  
 EUT Model #: MIL1566-1720 Date: 27 November, 2007  
 EUT Serial #: None (Engineering Unit) EUT Power: 12/28 Vdc Temperature: 23 °C  
 Test Method: MIL-STD-1275D 5.3.2.5 and SAE J1113-2 Air Pressure: 98.5 kPa  
 Customer: Lind Electronics Design Company Relative Humidity: 25 %  
 EUT Description: DC/DC Converter Page: 1 of 6

Notes: \_\_\_\_\_

TEST FREQUENCY kHz	TEST LEVEL	MODULATION TYPE (SEE KEY)	INJECTION METHOD	LEAD DESCRIPTION (TYPE)	STEP SIZE (%)	DWELL TIME (SEC)	COMPLIES		REMARKS
							Yes	No	
									<b>28 Vdc Power Supplied</b>
.05	7V / 1A	N/A	XFMR	DC High	5	60	✓		
↓	↓	↓	↓	↓	↓	3	↓		
12	↓	↓	↓	↓	↓	60	↓		
↓	↓	↓	↓	↓	↓	3	↓		
48	↓	↓	↓	↓	↓	60	↓		
↓	↓	↓	↓	↓	↓	3	↓		
200	↓	↓	↓	↓	↓	60	↓		
.05	7V / 1A	N/A	XFMR	DC Return	5	60	✓		
↓	↓	↓	↓	↓	↓	3	↓		
12	↓	↓	↓	↓	↓	60	↓		
↓	↓	↓	↓	↓	↓	3	↓		
48	↓	↓	↓	↓	↓	60	↓		
↓	↓	↓	↓	↓	↓	3	↓		
200	↓	↓	↓	↓	↓	60	↓		

Tested by: James E. Morris  
 Printed

  
 Signature

Reviewed by: Gerald V. Anderson  
 Printed

  
 Signature

Modulation Key					
#	Type	Freq.	Shape	Duty	Depth
1	CW	None			
2	PM	1 kHz	Square	50%	100%
3	AM	1 kHz	Sine	N/A	80%
4					
5					

T:\85xx\8569\Rpt\_Docs\8569RIPPLE-jem-gva.doc



# Ripple Voltage Imported into Equipment

Test Report #: NC708569 Test Area: 3  
 EUT Model #: MIL1566-1720 Date: 27 November, 2007  
 EUT Serial #: None (Engineering Unit) EUT Power: 12/28 Vdc Temperature: 23 °C  
 Test Method: MIL-STD-1275D 5.3.2.5 and SAE J1113-2 Air Pressure: 98.5 kPa  
 Customer: Lind Electronics Design Company Relative Humidity: 25 %  
 EUT Description: DC/DC Converter Page: 2 of 6

Notes: \_\_\_\_\_  
 \_\_\_\_\_

TEST FREQUENCY kHz	TEST LEVEL	MODULATION TYPE (SEE KEY)	INJECTION METHOD	LEAD DESCRIPTION (TYPE)	STEP SIZE (%)	DWELL TIME (SEC)	COMPLIES		REMARKS
							Yes	No	
									<b>12 Vdc Power Supplied</b>
.05	7V / 1A	N/A	XFMR	DC High	5	60	✓		
↓	↓	↓	↓	↓	↓	3	↓		
12	↓	↓	↓	↓	↓	60	↓		
↓	↓	↓	↓	↓	↓	3	↓		
48	↓	↓	↓	↓	↓	60	↓		
↓	↓	↓	↓	↓	↓	3	↓		
200	↓	↓	↓	↓	↓	60	↓		
.05	7V / 1A	N/A	XFMR	DC Return	5	60	✓		
↓	↓	↓	↓	↓	↓	3	↓		
12	↓	↓	↓	↓	↓	60	↓		
↓	↓	↓	↓	↓	↓	3	↓		
48	↓	↓	↓	↓	↓	60	↓		
↓	↓	↓	↓	↓	↓	3	↓		
200	↓	↓	↓	↓	↓	60	↓		

Tested by: James E. Morris  
 Printed

*James E. Morris*  
 Signature

Reviewed by: Gerald V. Anderson  
 Printed

*Gerald V. Anderson*  
 Signature

Modulation Key					
#	Type	Freq.	Shape	Duty	Depth
1	CW	None			
2	PM	1 kHz	Square	50%	100%
3	AM	1 kHz	Sine	N/A	80%
4					
5					

T:\85xx\8569\Rpt\_Docs\8569RIPPLE-jem-gva.doc

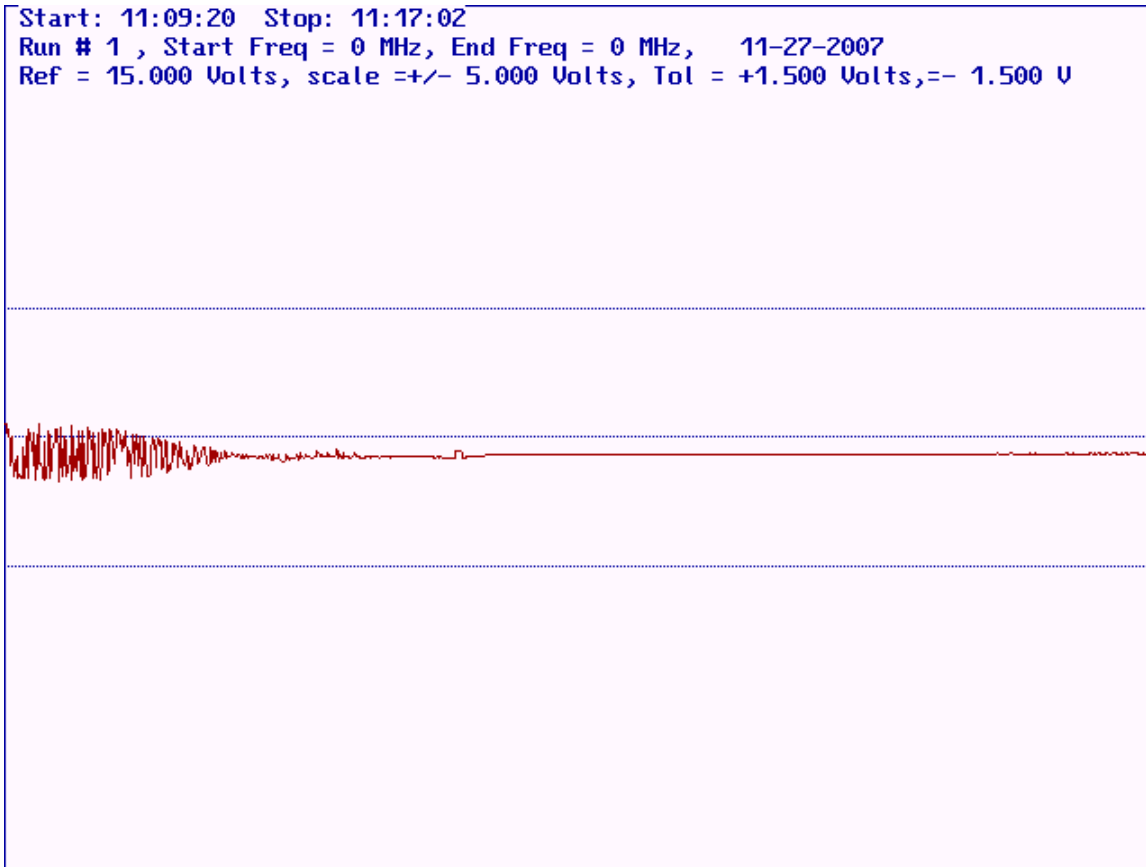
# Ripple Voltage Imported into Equipment



Test Report #: NC708569 Test Area: 3  
 EUT Model #: MIL1566-1720 Date: 27 November, 2007  
 EUT Serial #: None (Engineering Unit) EUT Power: 12/28 Vdc Temperature: 23 °C  
 Test Method: MIL-STD-1275D 5.3.2.5 and SAE J1113-2 Air Pressure: 98.5 kPa  
 Customer: Lind Electronics Design Company Relative Humidity: 25 %  
 EUT Description: DC/DC Converter Page: 3 of 6

Notes: \_\_\_\_\_  
 \_\_\_\_\_

## Run #1 – 28vdc input, positive lead



Tested by: James E. Morris  
 Printed

Signature

Reviewed by: Gerald V. Anderson  
 Printed

Signature

Modulation Key					
#	Type	Freq.	Shape	Duty	Depth
1	CW	None			
2	PM	1 kHz	Square	50%	100%
3	AM	1 kHz	Sine	N/A	80%
4					
5					

T:\85xx\8569\Rpt\_Docs\8569RIPPLE-jem-gva.doc

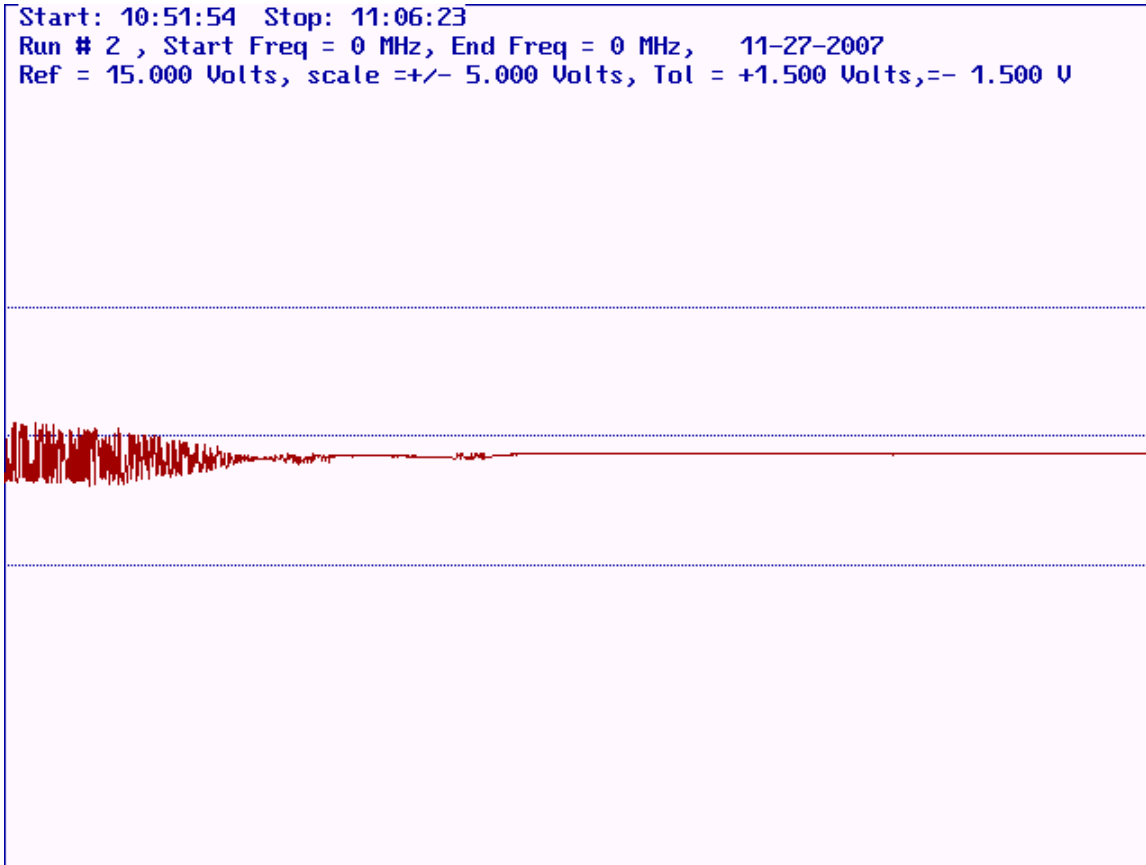
# Ripple Voltage Imported into Equipment




Test Report #: NC708569 Test Area: 3  
 EUT Model #: MIL1566-1720 Date: 27 November, 2007  
 EUT Serial #: None (Engineering Unit) EUT Power: 12/28 Vdc Temperature: 23 °C  
 Test Method: MIL-STD-1275D 5.3.2.5 and SAE J1113-2 Air Pressure: 98.5 kPa  
 Customer: Lind Electronics Design Company Relative Humidity: 25 %  
 EUT Description: DC/DC Converter Page: 4 of 6

Notes: \_\_\_\_\_  
 \_\_\_\_\_

## Run #2 – 28vdc input, negative lead



Tested by: James E. Morris  
 Printed

  
 Signature

Reviewed by: Gerald V. Anderson  
 Printed

  
 Signature

Modulation Key					
#	Type	Freq.	Shape	Duty	Depth
1	CW	None			
2	PM	1 kHz	Square	50%	100%
3	AM	1 kHz	Sine	N/A	80%
4					
5					

T:\85xx\8569\Rpt\_Docs\8569RIPPLE-jem-gva.doc

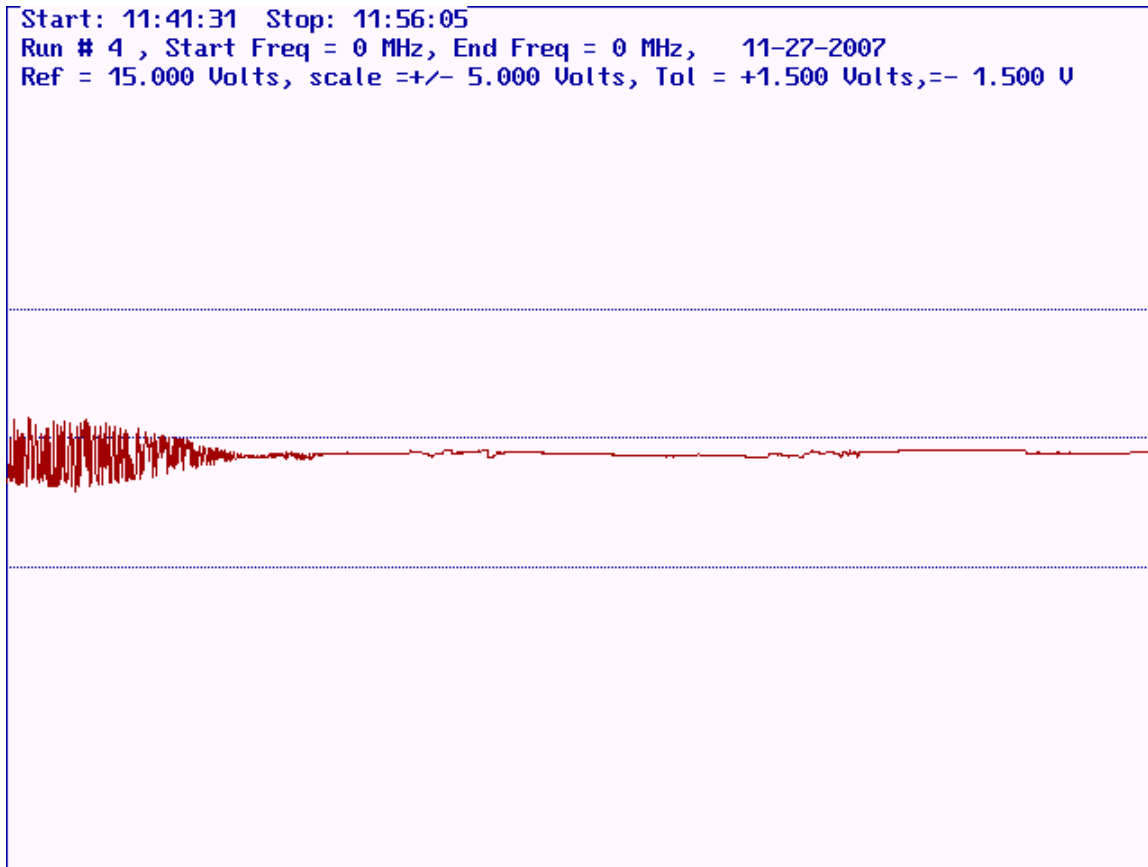
# Ripple Voltage Imported into Equipment




Test Report #: NC708569 Test Area: 3  
 EUT Model #: MIL1566-1720 Date: 27 November, 2007  
 EUT Serial #: None (Engineering Unit) EUT Power: 12/28 Vdc Temperature: 23 °C  
 Test Method: MIL-STD-1275D 5.3.2.5 and SAE J1113-2 Air Pressure: 98.5 kPa  
 Customer: Lind Electronics Design Company Relative Humidity: 25 %  
 EUT Description: DC/DC Converter Page: 5 of 6

Notes: \_\_\_\_\_  
 \_\_\_\_\_

## Run #3 – 12vdc input, positive lead



Tested by: James E. Morris  
 Printed

  
 Signature

Reviewed by: Gerald V. Anderson  
 Printed

  
 Signature

Modulation Key					
#	Type	Freq.	Shape	Duty	Depth
1	CW	None			
2	PM	1 kHz	Square	50%	100%
3	AM	1 kHz	Sine	N/A	80%
4					
5					

T:\85xx\8569\Rpt\_Docs\8569RIPPLE-jem-gva.doc



# Ripple Voltage Imported into Equipment

Test Report #: NC708569 Test Area: 3

EUT Model #: MIL1566-1720 Date: 27 November, 2007

EUT Serial #: None (Engineering Unit) EUT Power: 12/28 Vdc Temperature: 23 °C

Test Method: MIL-STD-1275D 5.3.2.5 and SAE J1113-2 Air Pressure: 98.5 kPa

Customer: Lind Electronics Design Company Relative Humidity: 25 %

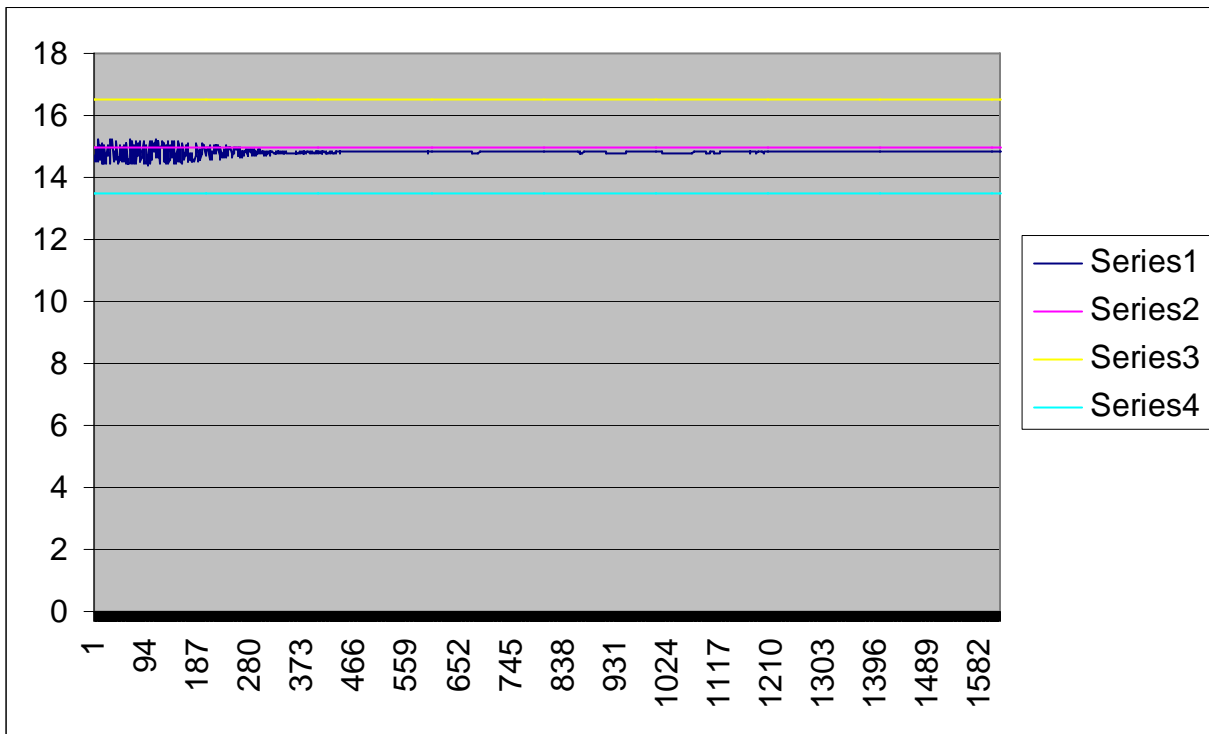
EUT Description: DC/DC Converter Page: 6 of 6

Notes: \_\_\_\_\_

\_\_\_\_\_

## Run #4 – 12vdc input, negative lead

Series 1 – V Out  
 Series 2 – V Ref (15 Volts)  
 Series 3 – V Ref + 1.5  
 Series 4 – V Ref – 1.5



Tested by: James E. Morris  
 Printed

*James E. Morris*  
 Signature

Reviewed by: Gerald V. Anderson  
 Printed

*Gerald V. Anderson*  
 Signature

Modulation Key					
#	Type	Freq.	Shape	Duty	Depth
1	CW	None			
2	PM	1 kHz	Square	50%	100%
3	AM	1 kHz	Sine	N/A	80%
4					
5					

T:\85xx\8569\Rpt\_Docs\8569RIPPLE-jem-gva.doc


## APPENDIX E

### ENVIRONMENTAL TEST REPORT

NO. 26792-0316342

By

Environment Associates Inc





**ENVIRONMENTAL TEST REPORT**

**FOR THE**

**DC/DC ADAPTER**

**PART NUMBER MIL1566-1720**

**MANUFACTURED BY**

**TUV AMERICA, INC.  
1775 OLD HIGHWAY 8 NW  
NEW BRIGHTON, MN 55112**

**PREPARED BY**

**ENVIRONMENT ASSOCIATES, INC.  
9604 VARIEL AVENUE  
CHATSWORTH, CALIFORNIA 91311**

**The results of the testing reported herein relate only to the actual items tested.**

**This report shall not be reproduced except in full, without the written approval of Environment Associates, Inc. The total number of pages in this document is 79.**



**Maintains Laboratory Accreditation to ISO/IEC 17025 and ISO 9001**

APPROVAL SHEET

Environment Associates hereby certifies that the information presented in this report is, to the best of our knowledge, true and correct in all respects.

*Martin R. Batten*  
LABORATORY SUPERVISOR  
FOR

ENVIRONMENT ASSOCIATES, INC.  
Robert Coiteux, Laboratory Manager

4-28-06

Date

Report Written by Gerald Flippen on April 27, 2006

REVISION SHEET

<u>REVISION LETTER</u>	<u>DESCRIPTION OF REVISION</u>	<u>DATE</u>	<u>APPROVAL</u>
None	Original Issue	04/27/06	

A D M I N I S T R A T I V E   D A T A

**PURPOSE OF TEST:** To demonstrate compliance to the applicable requirements of the specifications cited below.

**ITEM SUBJECTED TO TEST:** DC/DC Adapter  
Part Number MIL1566-1720

**TEST SPECIFICATIONS:** Document Number D0601038, Revision A

**SUBMITTED BY:** TUV America, Inc.  
1775 Old Highway 8 NW  
New Brighton, Minnesota 55112

**TESTING AGENCY:** Environment Associates, Inc.  
9604 Variel Avenue  
Chatsworth, California 91311

**DATES TESTING CONDUCTED:** April 4 through April 20, 2006

**AUTHORIZATION TO TEST:** TUV America Purchase Order Number 19447

TABLE OF CONTENTS

Cover Page	1
Approval Sheet	2
Revision Sheet	3
Administrative Data	4
Table of Contents	5
Summary of Test Results	6
1.0 General Information	7
2.0 Altitude	9
2.1 Reference	9
2.2 Procedure	9
2.3 Results	10
3.0 Humidity	11
3.1 Reference	11
3.2 Procedure	11
3.3 Results	13
4.0 Sand & Dust	14
4.1 Reference	14
4.2 Procedure	14
4.3 Results	15
5.0 Vibration	16
5.1 Reference	16
5.2 Procedure	16
5.3 Results	18
6.0 Shock	19
6.1 Reference	19
6.2 Procedure	19
6.3 Results	23
Test Data	Appendix I
Test Equipment List/Test Setup Photos	Appendix II
Notice of Test Deviation	Appendix III

S U M M A R Y O F T E S T R E S U L T S

<u>TEST</u>	<u>SAMPLE NO.</u>	<u>PASS/FAIL</u>
2.0 Altitude	1	X
3.0 Humidity	1	X
4.0 Sand & Dust	2	X <sup>1</sup>
5.0 Vibration	1	X
6.0 Shock	1	X

<sup>1</sup>Refer to Sand & Dust Notice of Test Deviation Number 1

Note:

“Pass” in the column above indicates completion of the test.

GENERAL INFORMATION1.0 GENERAL1.1 TEST ITEM DESCRIPTION

DC/DC Adapter

Part Number: MIL1566-1720, Sample Number: 1 & 2 (labeled by E.A. personnel)

1.2 REFERENCE DOCUMENTSMilitary

MIL-STD-831

Preparation of Test Reports

TUV America

Doc. #D0601038, Rev. A

EMC/Environmental Test Plan—Lind Electronics, Inc.  
DC/DC Converters Models MIL1566-1720 and  
MIL2050-1719

1.3 TOLERANCESTest Equipment

Test equipment utilized was calibrated to International Organization for Standards (ISO) 10012-1, "Quality Assurance Requirements for Measuring Equipment", Part 1: "Meteorological (sic) Confirmation System for Measuring Equipment"; American National Standards Institute (ANSI)/National conference of Standards Laboratories (NCSL) Z540-1, "General Requirements for Calibration Laboratories and Measuring and Test Equipment, latest revision and traceable to the National Institute for Standards and Technology.

**1.3 TOLERANCES (Continued)**

Unless otherwise described in this report, the environmental test equipment was capable of controlling the test equipment within the following tolerances:

Temperature at the control sensor:	$\pm 2.0$ degrees C
Sensor response time:	<20 seconds
Relative Humidity at the control sensor:	$\pm 5\%$ RH of the measured value
Random Vibration Amplitude:	$\pm 3$ dB 2.5 Hz to 100 Hz
Vibration Frequency:	1% or $\pm 1/2$ Hz below 25 Hz
Shock Amplitude:	$\pm 15\%$
Shock Frequency:	$\pm 10\%$
Pressure:	$\pm 5\%$ or $\pm 1.5$ mmHg, whichever is less
Time:	$\pm 5\%$

**Laboratory Ambient Conditions**

All laboratory ambient conditions were maintained as follows:

Temperature:	$25 \pm 10$ degrees C
Pressure:	$30 \pm 2$ inches Hg
Relative Humidity:	90% maximum



**2.0 ALTITUDE****2.1 REFERENCE**

Document #D0601038, Revision A, Paragraph 6.5

**2.2 PROCEDURE****2.2.1**

The DC/DC Adapter, Sample Number 1 (labeled by E.A), was placed in an altitude chamber. The test sample output was connected to a 2.25 ohm, 100 watt resistor load. A 28 VDC power supply was connected to the input. The test sample output was measured at +14.28 VDC.

**2.2.2**

The pressure was adjusted to simulate an altitude of 15,000 feet (16.9 inHg) at site ambient temperature. The transition rate was <2,000 feet/minute.

**2.2.3**

The test sample was stabilized at 15,000 feet altitude. The test sample output was measured at +14.83 VDC.

**2.2.4**

The chamber pressure was returned to site ambient conditions. The transition rate was <2,000 feet/minute.

**2.2.5**

With the chamber at site ambient pressure, the test sample output was measured at +14.82 VDC.

**2.2.6**

The test sample was de-energized and removed from the chamber.

## **2.3 RESULTS**

### **2.3.1**

The altitude test was performed at the facility of Environment Associates, Inc. Chatsworth, California during the period of April 4, 2006.

### **2.3.2**

All inspection and operation of the test sample were by Environment Associates personnel.

### **2.3.3**

The test log may be found in Appendix I. The list of equipment used during the test and test photographs may be found in Appendix II.

**3.0 HUMIDITY**

**3.1 REFERENCE**

Document #D0601038, Revision A, Paragraph 6.6

**3.2 PROCEDURE**

**3.2.1**

The DC/DC Adapter, Sample Number 1 (labeled by E.A), was placed in a humidity chamber. The test sample output was measured at 14.93 VDC.

**3.2.2**

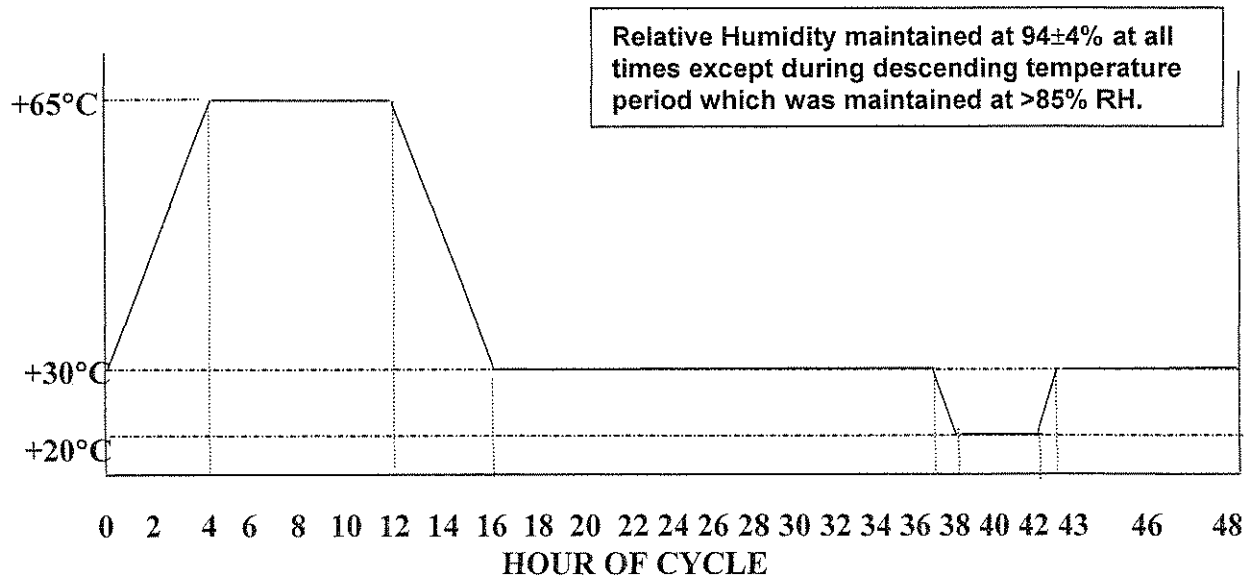
The test sample was subjected to a twenty four (24) hour drying period at +23°C at 50% relative humidity.

**3.2.3**

The test sample output was monitored during the humidity test.

**3.2.4**

The test sample was subjected to the following test parameters.



**3.2.5**

The chamber temperature was increased to +65°C with >95% relative humidity over a period of four (4) hours.

**3.2.6**

The test sample was subjected to an eight (8) hour dwell at +65°C and 94±4% relative humidity.

**3.2.7**

While maintaining at least 85% relative humidity, the chamber temperature was decreased to +30°C over a period of four (4) hours.

**3.2.8**

The test sample was subjected to a twenty one (21) hour dwell at +30°C and 94±4% relative humidity.

**3.2.9**

While maintaining at least 85% relative humidity, the chamber temperature was decreased to +20°C over a period of one (1) hour.

**3.2.10**

The test sample was subjected to a four (4) hour dwell at +20°C and 94±4% relative humidity.

**3.2.11**

While maintaining at least 85% relative humidity, the chamber temperature was increased to +30°C over a period of one (1) hour.

**3.2.12**

The test sample was subjected to a five (5) hour dwell at +30°C and 94±4% relative humidity.

**3.2.13**

The test parameters specified in paragraphs 3.2.5 through 3.2.12 were repeated four (4) additional times for a total of five (5) cycles. The test sample output average reading was 14.92 VDC.

**3.2.14**

The test sample was removed from the chamber. The test sample output was measured at 14.93 VDC

**3.3 RESULTS**

**3.3.1**

The humidity test was performed at the facility of Environment Associates, Inc. Chatsworth, California during the period of April 6 through April 18, 2006.

**3.3.2**

All inspection and operation of the test sample were by Environment Associates personnel.

**3.3.3**

The test log may be found in Appendix I. The list of equipment used during the test and test photographs may be found in Appendix II.

#### 4.0 SAND AND DUST

##### 4.1 REFERENCE

Document #D0601038, Revision A, Paragraph 6.4

##### 4.2 PROCEDURE

###### 4.2.1

The DC/DC Adapter, Sample Number 2 (labeled by E.A), was placed in the sand and dust chamber. The test sample was non-operating during the sand and dust exposure.

###### 4.2.2

With the relative humidity at 3.7%, the dust feed was turned on and the air velocity was adjusted for 1772 feet per minute. The chamber ambient temperature was +23°C. The dust feed control was adjusted for a dust concentration of 0.213 gms/ft<sup>3</sup>.

###### 4.2.3

The test sample was subjected to a six (6) hour exposure at the conditions specified in paragraph 4.2.2.

###### 4.2.4

The dust feed was stopped. The air velocity was adjusted for 482 feet per minute. The chamber temperature was increased to +60°C and stabilized for a period of one (1) hour. Refer to Notice of Test Deviation number 1.

###### 4.2.5

With the relative humidity at 3.7%, the dust feed was turned on and the air velocity was adjusted for 1772 feet per minute. The chamber ambient temperature was +60°C. The dust feed control was adjusted for a dust concentration of 0.213 gms/ft<sup>3</sup>.

###### 4.2.6

The test sample was subjected to a six (6) hour exposure at the conditions specified in paragraph 4.2.5. Upon completion of the exposure power was applied to the test sample, the output voltage was measured at 14.80 VDC.

4.2.7

The chamber was returned to site ambient conditions.

4.2.8

The test sample was removed from the chamber and brushed free of excess dust.

4.2.9

Power was applied to the test sample, the output voltage was measured at 14.91 VDC.

4.2.10

The test sample was subjected to a visual examination. There was no visible evidence of physical damage noted.

4.2.11

The test sample was returned to TUV personnel for functional evaluation and visual examination.

4.3 RESULTS

4.3.1

The sand and dust test was performed at the facility of Environment Associates, Inc. Chatsworth, California during the period of April 10 and April 11, 2006.

4.3.2

All inspection and operation of the test sample were by Environment Associates personnel.

4.3.3

The test log may be found in Appendix I. The list of equipment used during the test and test photographs may be found in Appendix II. Notice of Test Deviation may be found in Appendix III.

5.0 VIBRATION

5.1 REFERENCE

Document #D0601038, Revision A, Paragraph 6.2

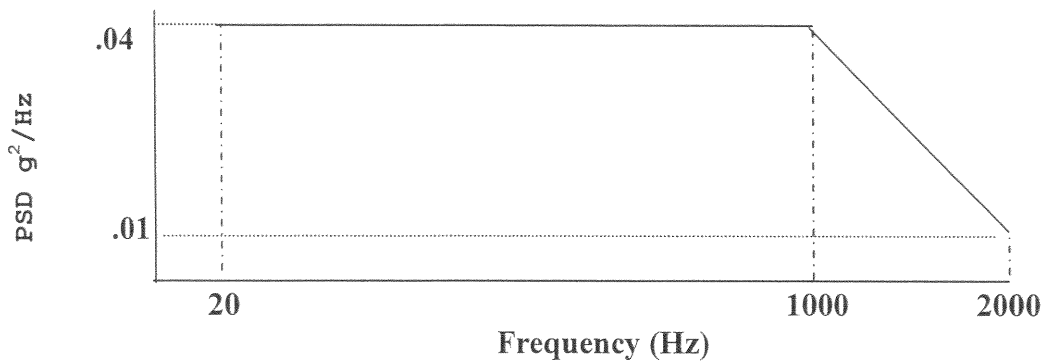
5.2 PROCEDURE

5.2.1 Test Parameters


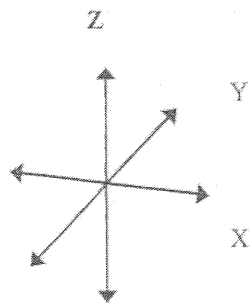
The vibration control system was programmed for the following random conditions:

<u>Frequency</u>	<u>Level</u>
20 - 1000 Hz	.04 g <sup>2</sup> /Hz
1000 2000 Hz	-6db/octave

(7.7 gRMS overall)



5.2.2 Axis Designation





**5.2.3**

The DC/DC Adapter, Sample Number 1 (labeled by E.A), was mounted on the vibration exciter in the Z axis. The test fixture was instrumented with one (1) control accelerometer. A 28 VDC power supply was connected to the input. The test sample output was measured at +14.9 VDC. The test sample was operating during the vibration test.

**5.2.4**

The test sample was subjected to a one (1) hour of vibration at the conditions specified in paragraph 5.2.1. Plot #1 shows the input vibration level. No functional anomalies were noted

**5.2.5**

The test sample was reoriented on the vibration exciter in the X axis. The test fixture was instrumented with one (1) control accelerometer. The test sample was operating during the vibration test.

**5.2.6**

The test sample was subjected to a one (1) hour of vibration at the conditions specified in paragraph 5.2.1. Plot #2 shows the input vibration level. No functional anomalies were noted

**5.2.7**

The test sample was reoriented on the vibration exciter in the Y axis. The test fixture was instrumented with one (1) control accelerometer. The test sample was operating during the vibration test.

**5.2.8**

The test sample was subjected to a one (1) hour of vibration at the conditions specified in paragraph 5.2.1. Plot #3 shows the input vibration level. No functional anomalies were noted

**5.2.9**

The test sample was removed from vibration exciter.

### **5.3 RESULTS**

#### **5.3.1**

The vibration test was performed at the facility of Environment Associates, Inc., Chatsworth, California during the period of April 19 and April 20, 2006.

#### **5.3.2**

All inspection and operation of the test sample were by Environment Associates personnel.

#### **5.3.3**

The test log may be found in Appendix I. The list of equipment used during the test and test photographs may be found in Appendix II.

## 6.0 SHOCK

### 6.1 REFERENCE


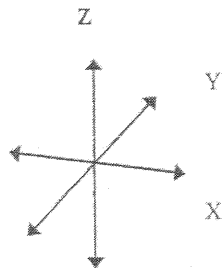
Document #D0601038, Revision A, Paragraph 6.3

### 6.2 PROCEDURE

#### 6.2.1 Test Parameters

The shock control system was programmed for 40 g's Peak, 11 millisecond duration, sawtooth shock pulse.

#### 6.2.2 Axis Definition



#### 6.2.3

The test fixture was mounted on the vibration exciter in the +Z axis. The test fixture was instrumented with one (1) control accelerometer. A calibration pulse was performed. Refer to Plot A for resultant shock pulse.

#### 6.2.4

The DC/DC Adapter, Sample Number 1 (labeled by E.A), was mounted on the vibration exciter in the +Z axis. The test fixture was instrumented with one (1) control accelerometer. A 28 VDC power supply was connected to the input. The test sample output was measured at +14.9 VDC. The test sample was operating during the shock test.

#### 6.2.5

The test sample was subjected to three (3) shock pulses at the conditions specified in paragraph 6.2.1. Refer to Plot B for resultant shock pulse. No functional anomalies were noted.

**6.2.6**

The test sample was removed from the vibration exciter.

**6.2.6**

A calibration pulse was performed on the test fixture in the  $-Z$  axis. Refer to Plot C for resultant shock pulse.

**6.2.7**

The DC/DC Adapter, Sample Number 1 (labeled by E.A), was mounted on the vibration exciter in the  $-Z$  axis. The test fixture was instrumented with one (1) control accelerometer. A 28 VDC power supply was connected to the input. The test sample output was measured at +14.9 VDC. The test sample was operating during the shock test.

**6.2.8**

The test sample was subjected to three (3) shock pulses at the conditions specified in paragraph 6.2.1. Refer to Plot D for resultant shock pulse. No functional anomalies were noted.

**6.2.9**

The test sample was removed from the vibration exciter.

**6.2.10**

The test fixture was mounted on the vibration exciter in the  $-X$  axis. The test fixture was instrumented with one (1) control accelerometer. A calibration pulse was performed. Refer to Plot E for resultant shock pulse.

**6.2.11**

The DC/DC Adapter, Sample Number 1 (labeled by E.A), was mounted on the vibration exciter in the  $-X$  axis. The test fixture was instrumented with one (1) control accelerometer. A 28 VDC power supply was connected to the input. The test sample output was measured at +14.9 VDC. The test sample was operating during the shock test.

**6.2.12**

The test sample was subjected to three (3) shock pulses at the conditions specified in paragraph 6.2.1. Refer to Plot F for resultant shock pulse. No functional anomalies were noted.

**6.2.13**

The test sample was removed from the vibration exciter.

**6.2.14**

A calibration pulse was performed on the test fixture in the +X axis. Refer to Plot G for resultant shock pulse.

**6.2.15**

The DC/DC Adapter, Sample Number 1 (labeled by E.A), was mounted on the vibration exciter in the +X axis. The test fixture was instrumented with one (1) control accelerometer. A 28 VDC power supply was connected to the input. The test sample output was measured at +14.9 VDC. The test sample was operating during the shock test.

**6.2.16**

The test sample was subjected to three (3) shock pulses at the conditions specified in paragraph 6.2.1. Refer to Plot H for resultant shock pulse. No functional anomalies were noted.

**6.2.17**

The test sample was removed from the vibration exciter.

**6.2.18**

The test fixture was mounted on the vibration exciter in the +Y axis. The test fixture was instrumented with one (1) control accelerometer. A calibration pulse was performed. Refer to Plot I for resultant shock pulse.

**6.2.19**

The DC/DC Adapter, Sample Number 1 (labeled by E.A), was mounted on the vibration exciter in the +Y axis. The test fixture was instrumented with one (1) control accelerometer. A 28 VDC power supply was connected to the input. The test sample output was measured at +14.9 VDC. The test sample was operating during the shock test.

**6.2.20**

The test sample was subjected to three (3) shock pulses at the conditions specified in paragraph 6.2.1. Refer to Plot J for resultant shock pulse. No functional anomalies were noted.

**6.2.21**

The test sample was removed from the vibration exciter.

**6.2.22**

A calibration pulse was performed on the test fixture in the -Y axis. Refer to Plot K for resultant shock pulse.

**6.2.23**

The DC/DC Adapter, Sample Number 1 (labeled by E.A), was mounted on the vibration exciter in the -Y axis. The test fixture was instrumented with one (1) control accelerometer. A 28 VDC power supply was connected to the input. The test sample output was measured at +14.9 VDC. The test sample was operating during the shock test.

**6.2.24**

The test sample was subjected to three (3) shock pulses at the conditions specified in paragraph 6.2.1. Refer to Plot L for resultant shock pulse. No functional anomalies were noted.

**6.2.25**

The test sample was removed from the vibration exciter and visually examined. There was no visible evidence of physical damage noted.

**6.2.26**

The test sample was returned to TUV America personnel for functional evaluation and visual examination.

**6.3 RESULTS**

**6.3.1**

The shock test was performed at the facility of Environment Associates, Inc., Chatsworth, California during the period of April 19 and April 20, 2006.

**6.3.2**

All inspection and operation of the test sample were by Environment Associates personnel.

**6.3.3**

The test log may be found in Appendix I. The list of equipment used during the test and test photographs may be found in Appendix II.

A P P E N D I X I

T E S T D A T A



2.0 ALTITUDE

The total number of pages in  
this subsection is 3

TEST DATA

DATE STARTED 4-04-06	CUSTOMER TUV AMERICA	TECHNICIAN (SIGNATURE)	
DATA COMPLETED 4-04-06	SPECIMEN DESCRIPTION DC/DC ADAPTER	ENGINEER (SIGNATURE) <i>Martin R. Batten</i>	
TEMPERATURE (LABORATORY) +80°F	TYPE OF TEST ALTITUDE	ENGINEER	
HUMIDITY (LABORATORY) 34%	TEST SPECIFICATION D0601038 REV. A	PARAGRAPH NUMBER 6.5	JOB NUMBER 26792-0310342
SPECIMEN NUMBER P/N MILIS66-1720	S/N 1 (LABELLED BY E.A.)		

4-04

0945

SAMPLE PLACED INTO CHAMBER, OUTPUT CONNECTED TO 2.25 Ω 100 WATT RESISTOR LOAD, 28VDC POWER SUPPLY CONNECTED TO INPUT, OUTPUT IS +14.85VDC. PHOTOGRAPH TAKEN, CHAMBER SEALED, BEGINNING TRANSITION TO 15,000 FEET AT 2,000 FEET PER MINUTE MAXIMUM.

0952

CHAMBER AT 15,000 FEET

0959

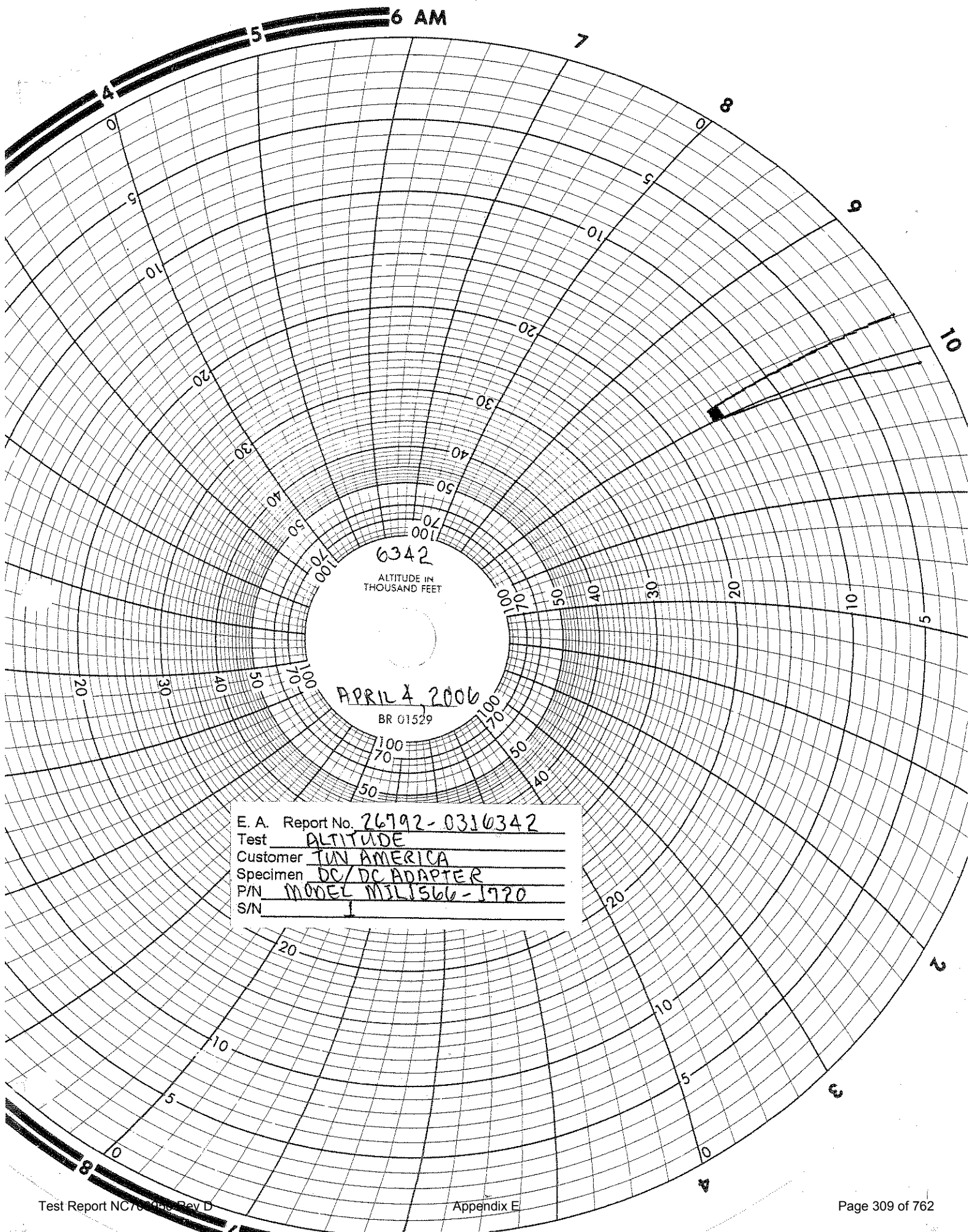
OUTPUT IS +14.83VDC, RETURNING TO SITE PRESSURE AT 2000 FEET PER MINUTE MAXIMUM.

1007

CHAMBER AT SITE PRESSURE AND OPENED, SAMPLE INSPECTED - NO VISIBLE DAMAGE NOTED, OUTPUT IS +14.82VDC, POWER TURNED OFF.

1010

SAMPLE REMOVED FROM CHAMBER, EXPOSURE COMPLETED.



6342

ALTITUDE IN THOUSAND FEET

APRIL 4, 2006

BR 01529

E. A. Report No.	26792-0316342
Test	ALTITUDE
Customer	TUN AMERICA
Specimen	DC/DC ADAPTER
P/N	MODEL MIL1566-1720
S/N	

3.0 HUMIDITY

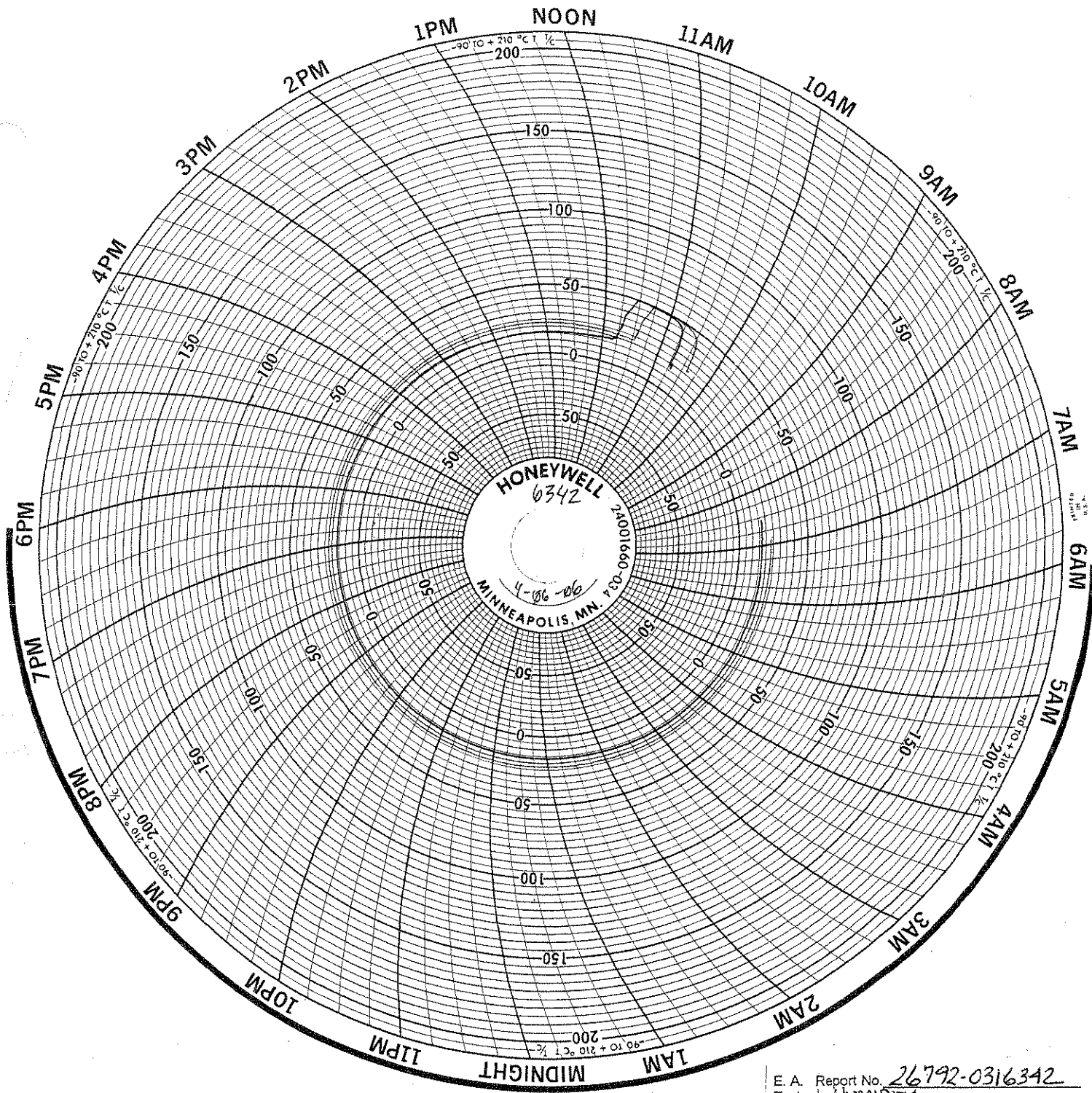
The total number of pages in  
this subsection is 16

TEST DATA

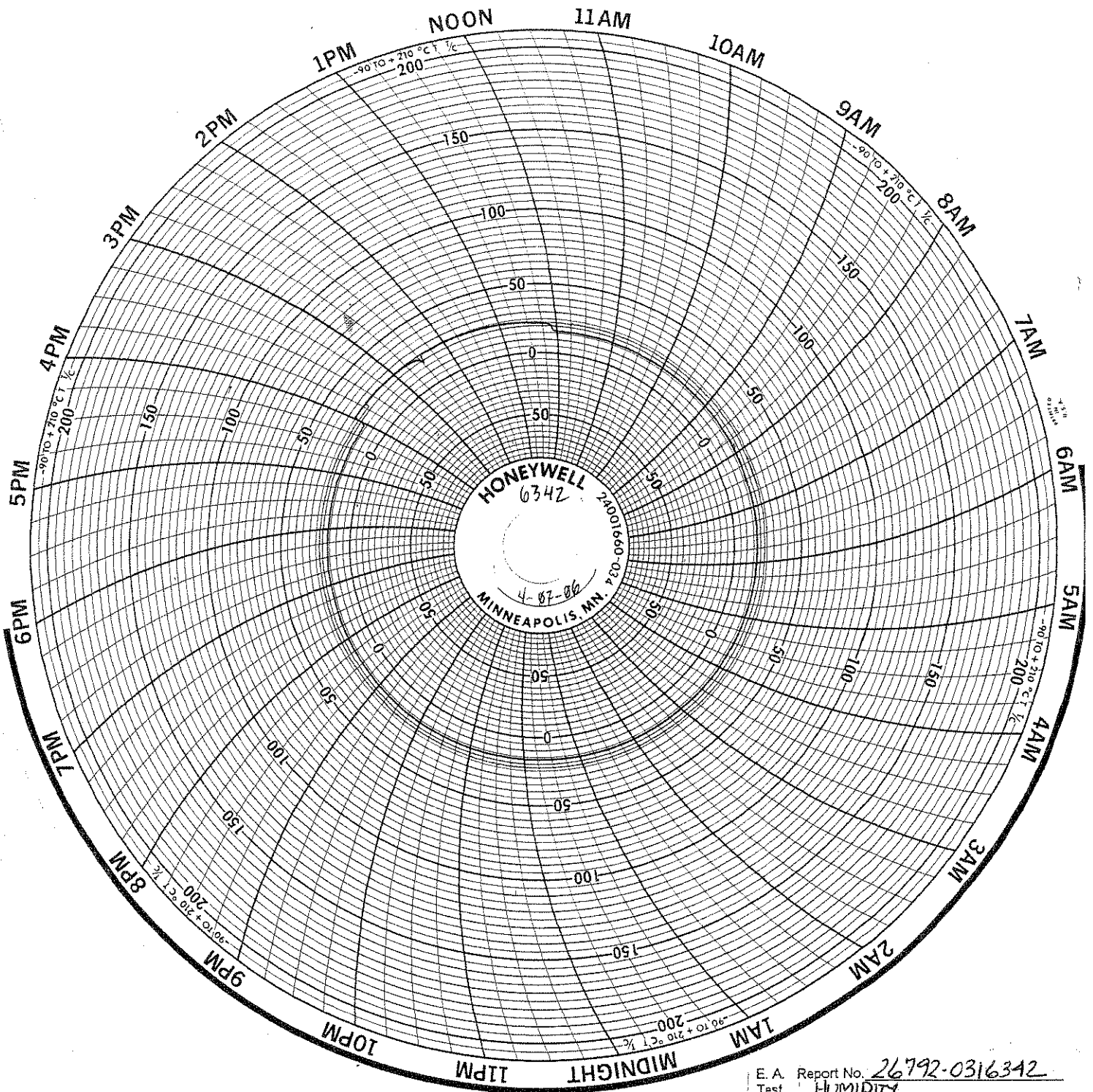
DATE STARTED 4-06-06	CUSTOMER TUV AMERICA INC.	TECHNICIAN (SIGNATURE) <i>[Signature]</i>
DATA COMPLETED 4/18/06	SPECIMEN DESCRIPTION DC/DC ADAPTER	ENGINEER (SIGNATURE) <i>[Signature]</i>
TEMPERATURE (LABORATORY) +76°F	TYPE OF TEST HUMIDITY	ENGINEER
HUMIDITY (LABORATORY) 45%	TEST SPECIFICATION TUV AMERICA DOC# DC601038 REV. A	PARAGRAPH NUMBER 6.6 *
SPECIMEN NUMBER MODEL# MIL1526-1720X	SAMPLE #1	JOB NUMBER 26792-0316342 (PHOTO TAKEN)

4-06	SAMPLE TO UNDERGO 24 HOURS AT +23°C, 50%±5% RH.
1025	SAMPLE PLACED IN CHAMBER, PRE TEST FUNCTIONAL PERFORMED, PHOTO TAKEN, BEGINNING 24 HOUR EXPOSURE.
1115	PROGRAM ERROR FOUND, RE ESTABLISHING CORRECT CONDITIONS.
Pnc 1549	CHAMBER MAINTAINING REQUIRED CONDITIONS.
4-07	
3MR 0708	CHAMBER MAINTAINING CONDITIONS, CHART CHANGED, CONTINUING EXPOSURE.
418	
4/0 0800	PROGRAM "810CS071" INITIATED - BEGIN CYCLING OT+75/UT-20°C BASELINE SAMPLE OUTPUT: 14.93 VDC
4-09	
3MR 0800	CHART CHANGED, CHAMBER CYCLING PROPERLY, O.T. AT +75°C/UT AT -20°C SAMPLE OUTPUT: 14.92 VDC.
4-10	
0708	CHART CHANGED, CHAMBER CYCLING PROPERLY, O.T. AT +75°C/UT AT -20°C, SAMPLE OUTPUT: 14.92 VDC.
Pnc 1613	CHAMBER CYCLING OK, TEMP. PROTECTION AT +75°C/-20°C.
411	
4/0 0730	CHANGED CHART- CYCLING PROPERLY OT+75/UT-20°C
0810	SAMPLE OUTPUT 14.93 VDC
4/0 1245	CYCLING PROPERLY IN +30°C/95% RH DWELL
Pnc 1651	CHAMBER CYCLING OK, TEMP. PROTECTION AT +75°C/-20°C.
4-12	
0715	CHART CHANGED, CHAMBER CYCLING PROPERLY, O.T. AT +75°C/UT AT -20°C. SAMPLE OUTPUT: 14.92 VDC.
4-13	
0715	CHART CHANGED, CHAMBER CYCLING PROPERLY, O.T. AT +75°C/UT AT -20°C SAMPLE OUTPUT: 14.91 VDC.
4/0 1250	CHAMBER CYCLING PROPERLY AT +30°C/95% RH
4-14-06	
Pnc 0739	CHAMBER CYCLING OK, CHANGED CHART, TEMP. PROTECTION AT +75°C/-20°C, OUTPUT VOLTAGE 14.91 VDC.
14115	
4/0 0730	CYCLING PROPERLY- CHANGED CHART OT+75/UT-20°C
0810	SAMPLE OUTPUT AT 14.91 VDC
*	(REF) MIL STD-883F METH. 507.4



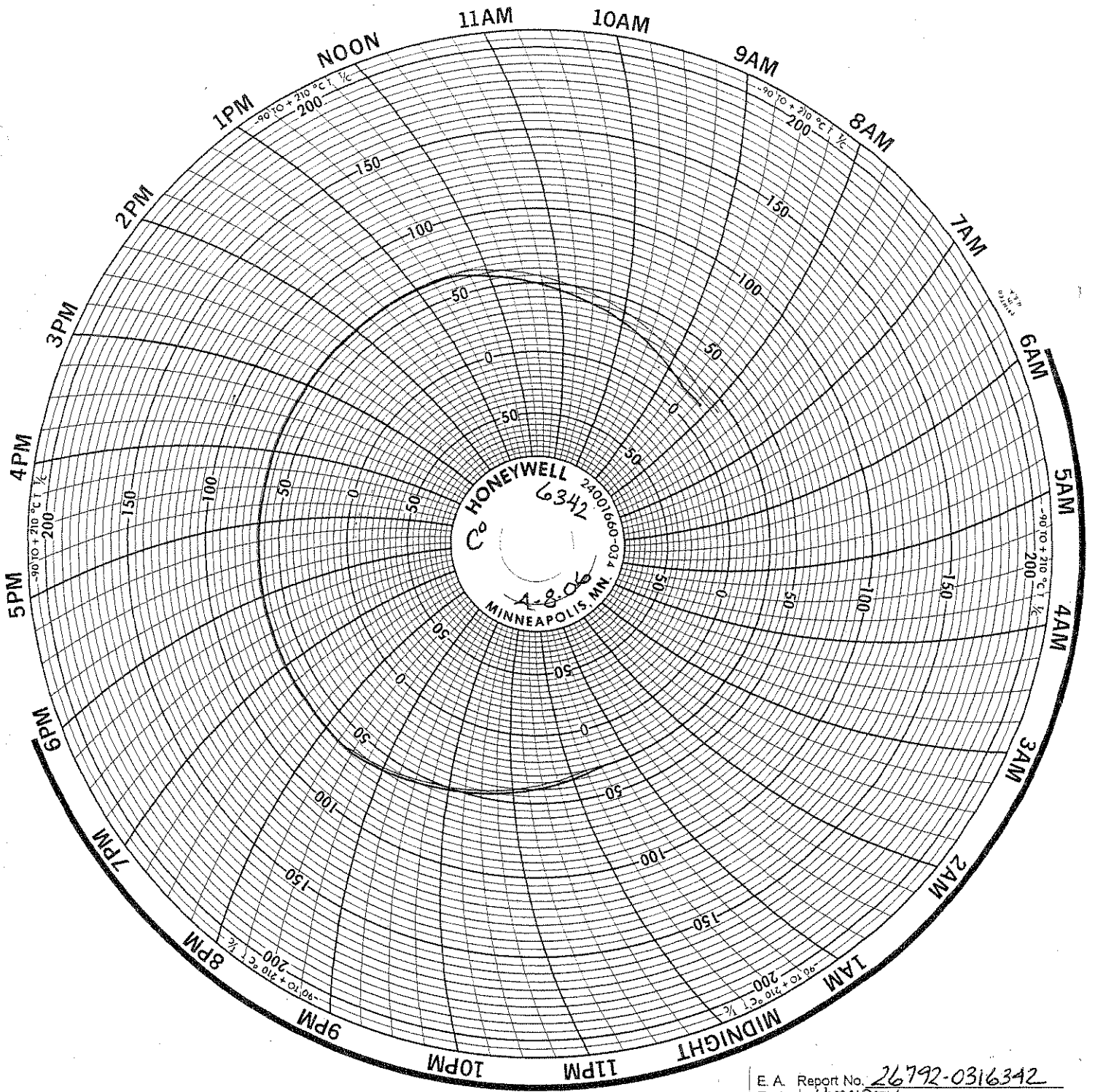


E. A. Report No. 26792-0316342  
 Test HUMIDITY  
 Customer TUV AMERICA  
 Specimen DC/DC ADAPTER  
 P/N MODEL MIL1566-1720 X  
 S/N SAMPLE #1

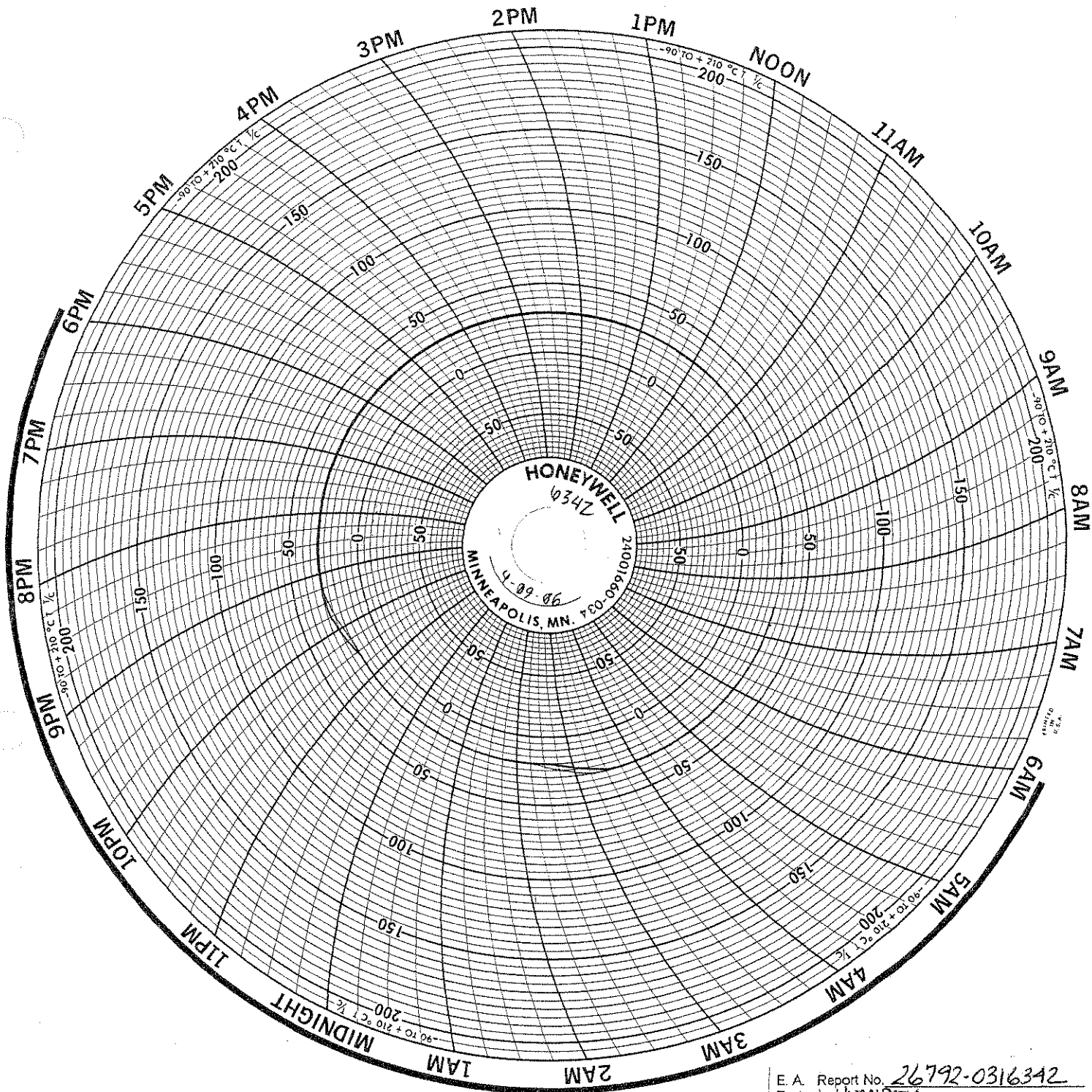


E. A. Report No. 26792-0316342  
 Test HUMIDITY  
 Customer TUV AMERICA  
 Specimen DC/DC ADAPTER  
 P/N MODEL MIL1566-1720 X  
 S/N SAMPLE #1

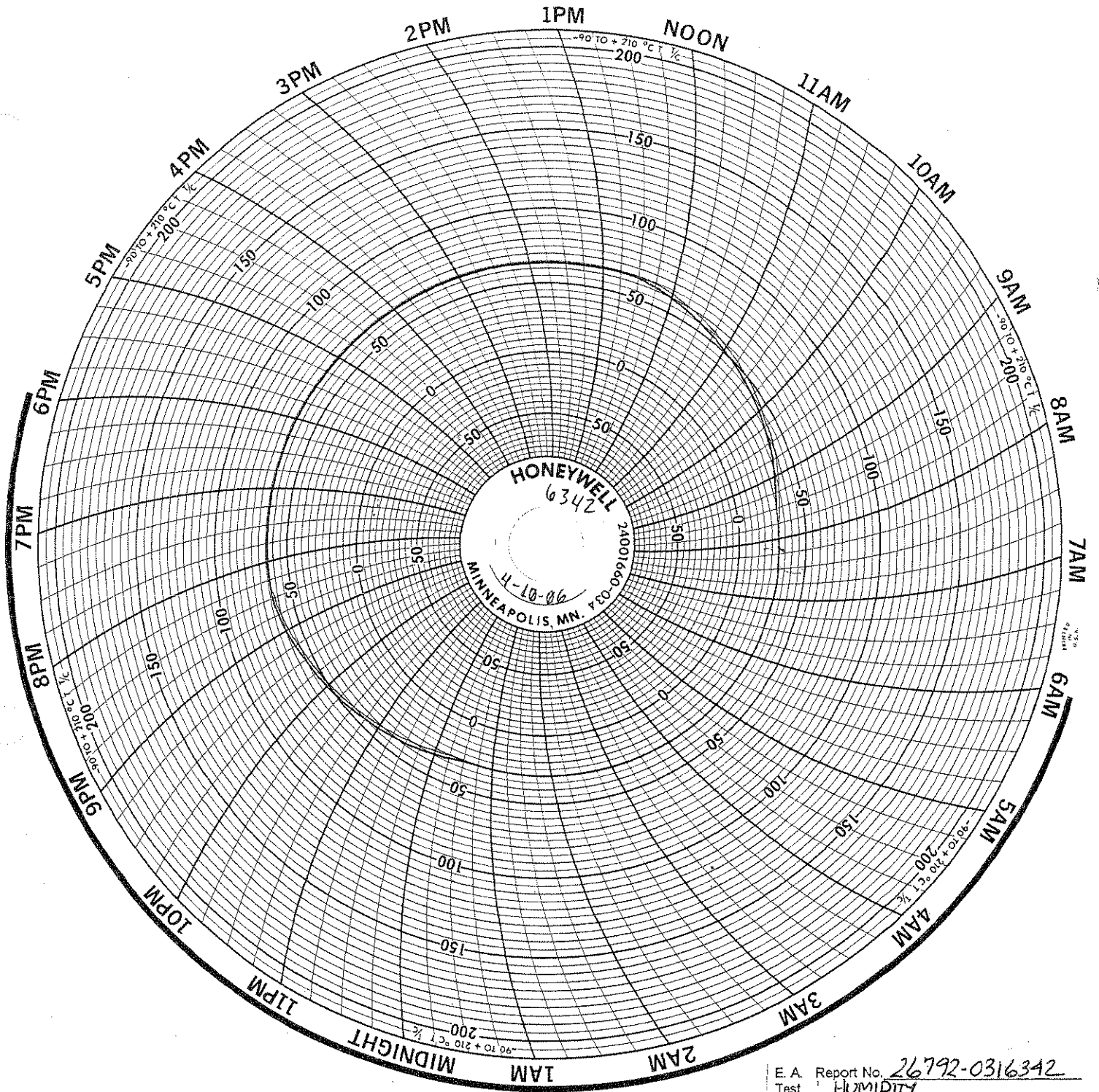




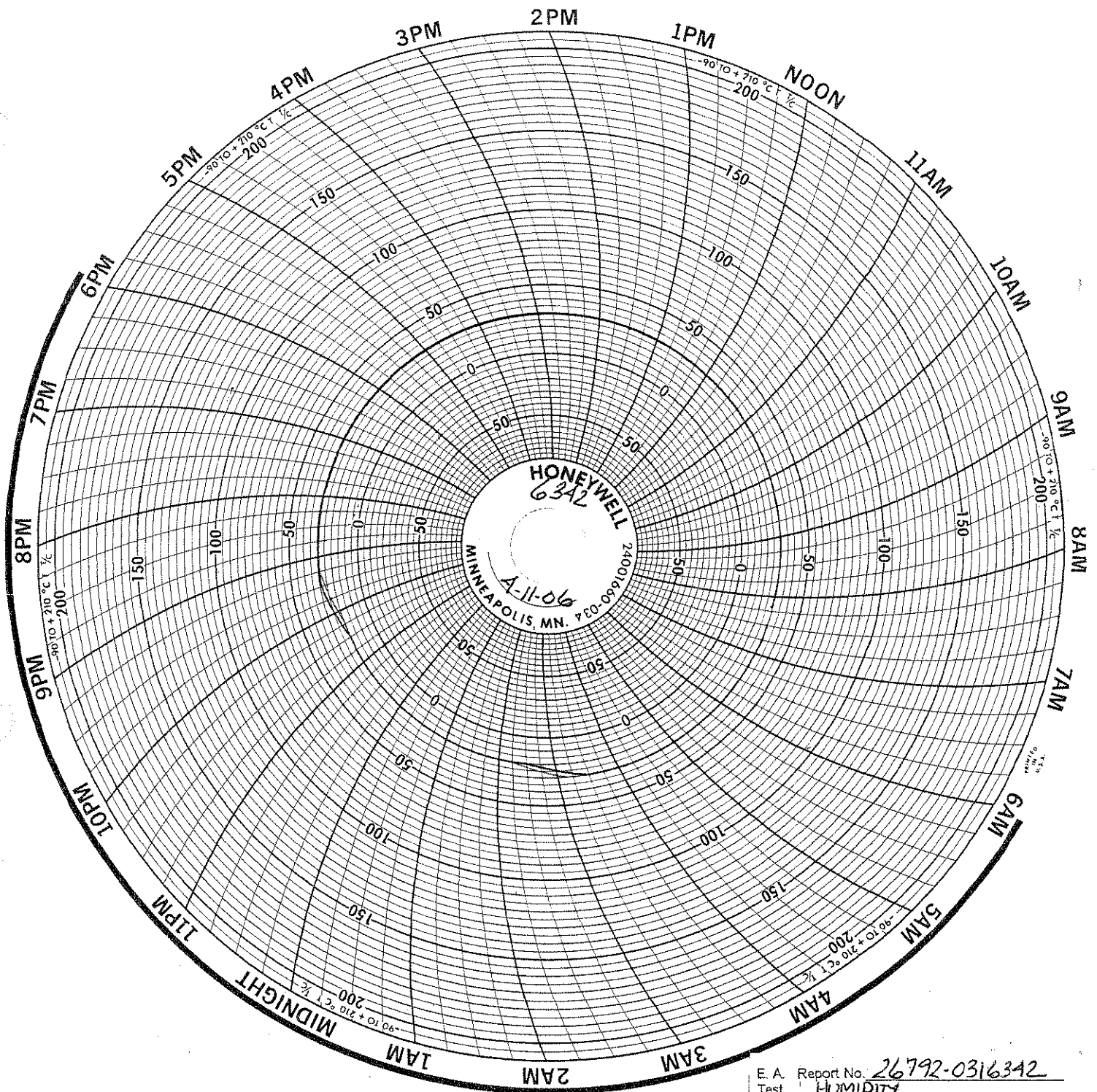
E. A. Report No. 26792-0316342  
 Test HUMIDITY  
 Customer TUV AMERICA  
 Specimen DC/DC ADAPTER  
 P/N MODEL MIL1566-1720 X  
 S/N SAMPLE #1



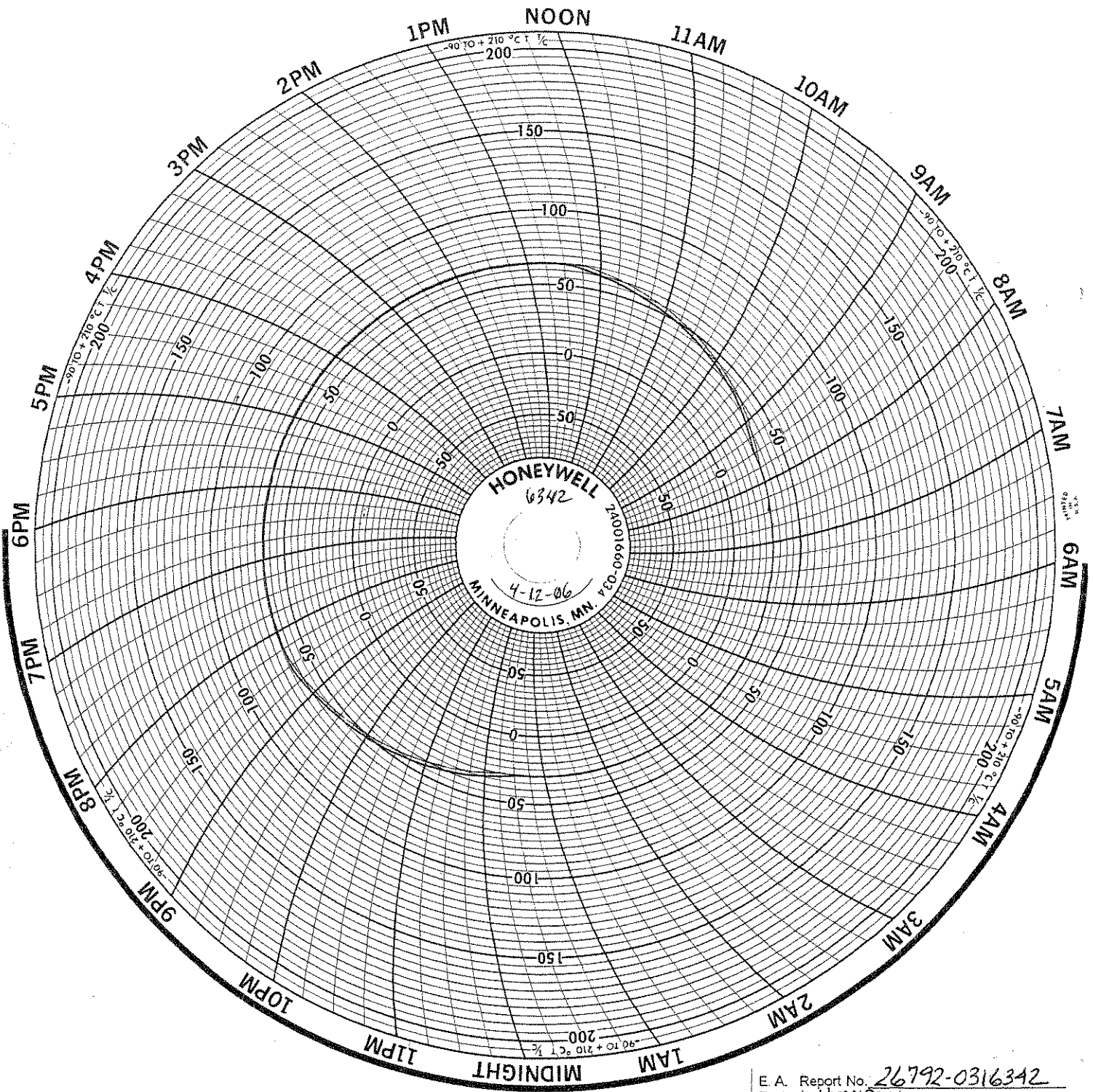
E. A. Report No. 26792-0316342  
 Test HUMIDITY  
 Customer TUV AMERICA  
 Specimen DC/DC ADAPTER  
 P/N MODEL MIL1566-1720X  
 S/N SAMPLE #1



E. A. Report No.	26792-0316342
Test	HUMIDITY
Customer	TUV AMERICA
Specimen	DC/DC ADAPTER
PIN	MODEL MIL1566-1720 X
SIN	SAMPLE #1

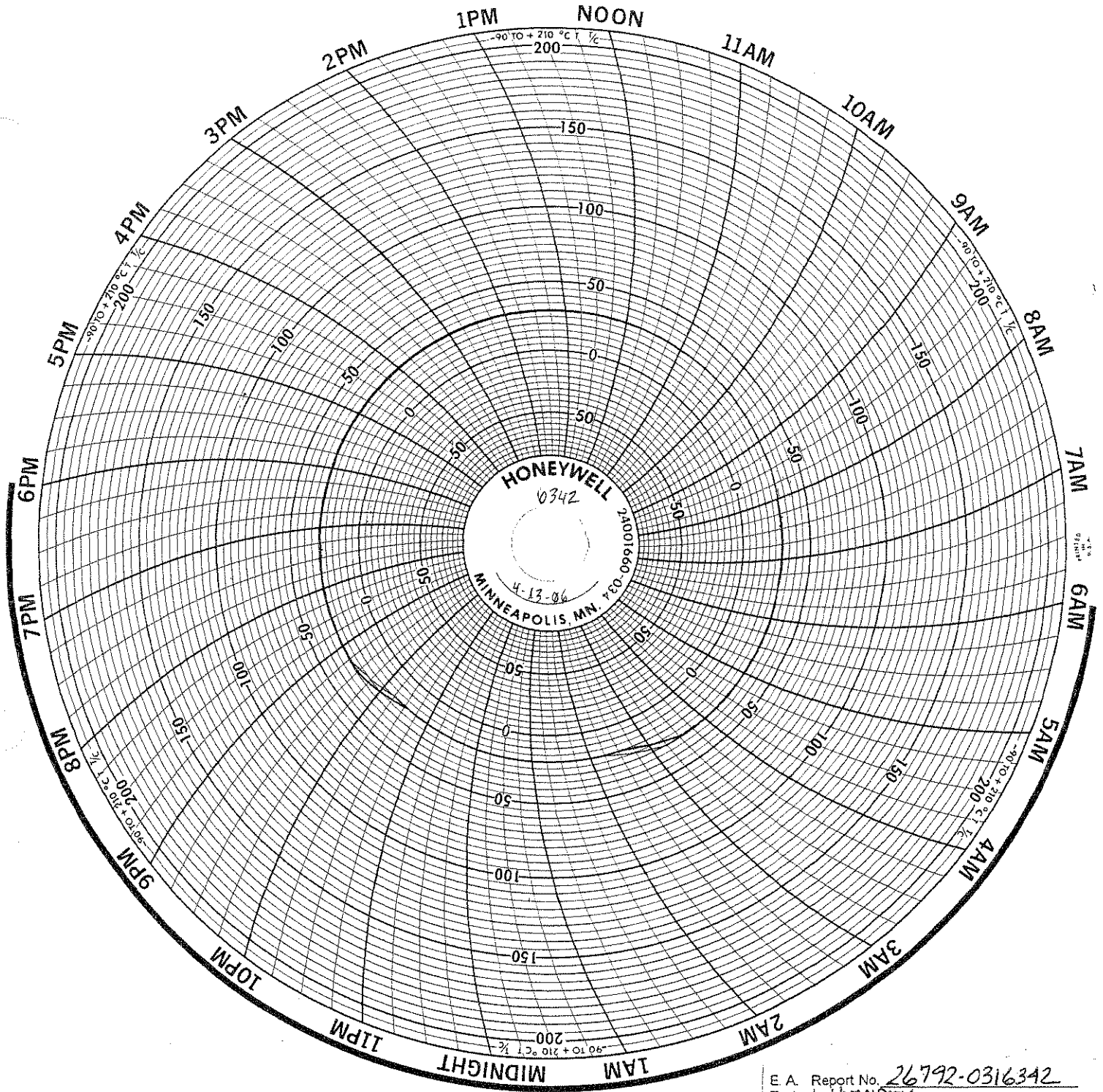


E. A. Report No. 26792-0316342  
 Test HUMIDITY  
 Customer TUV AMERICA  
 Specimen DC/DC ADAPTER  
 PIN MODEL MIL1566-1720 X  
 S/N SAMPLE #1

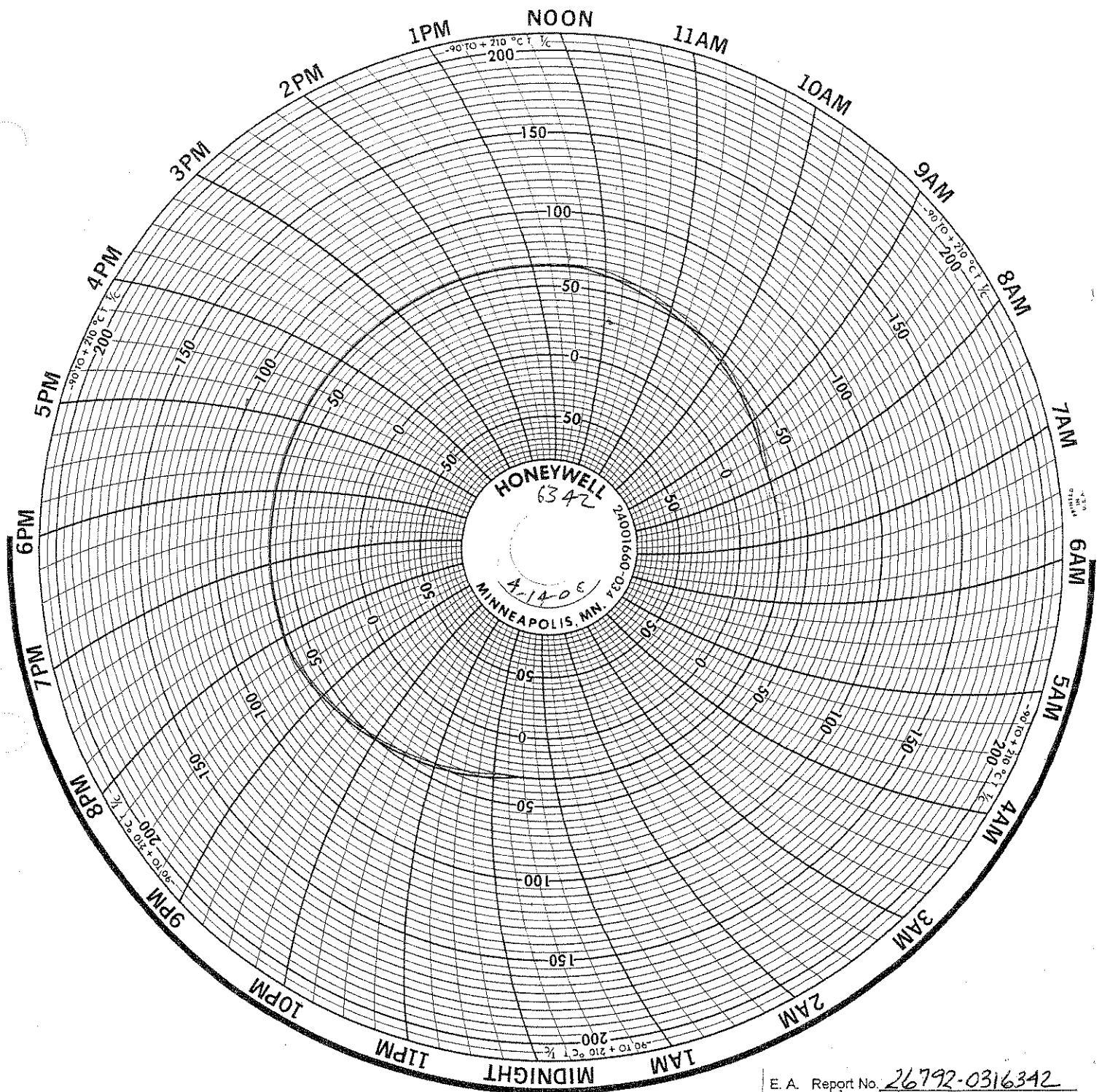


E. A. Report No. 26792-0316342  
 Test HUMIDITY  
 Customer TUV AMERICA  
 Specimen DC/DC ADAPTER  
 P/N MODEL MIL1566-1720 X  
 S/N SAMPLE #1

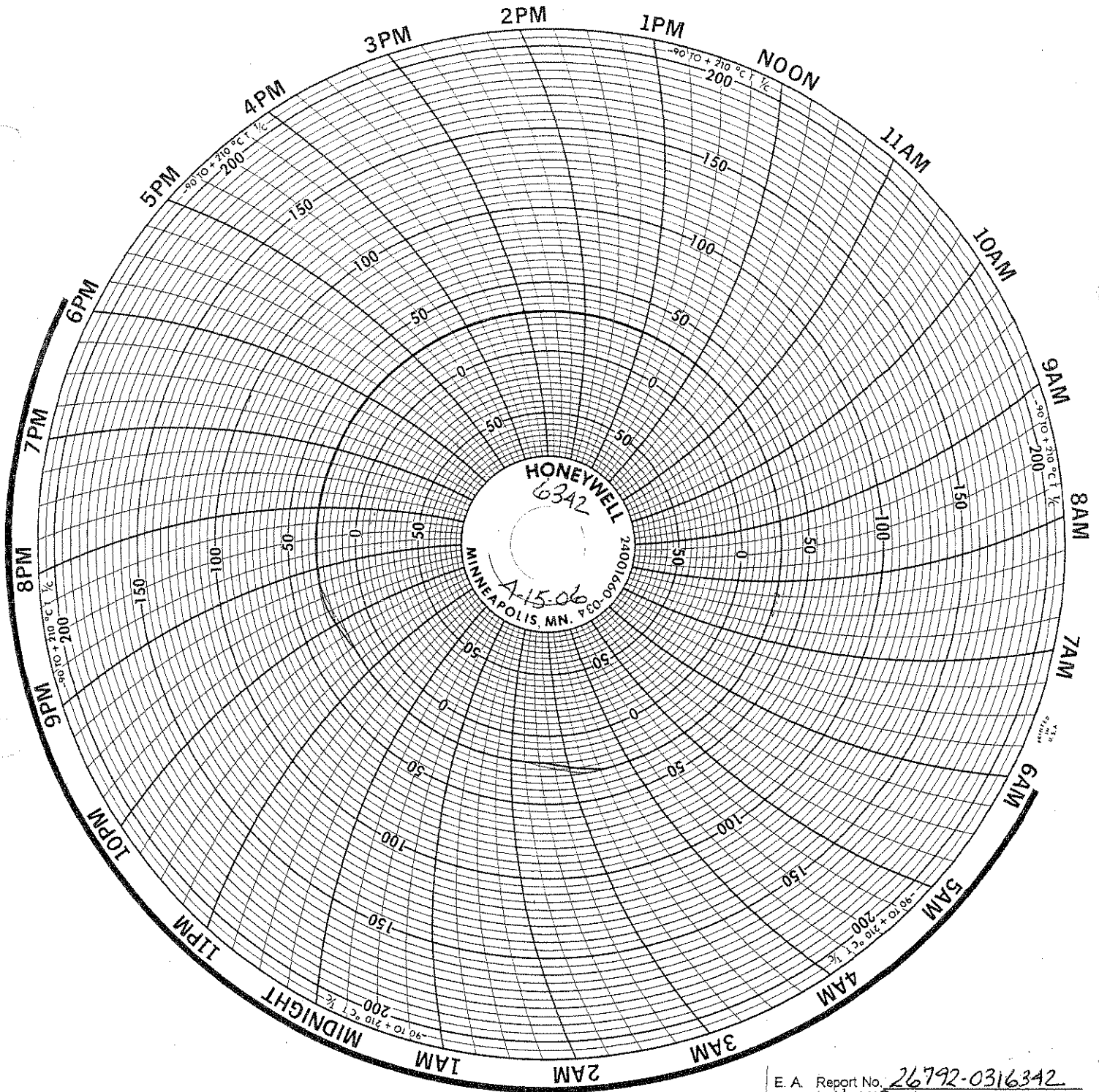




E. A. Report No. 26792-0316342  
 Test HUMIDITY  
 Customer TUV AMERICA  
 Specimen DC/DC ADAPTER  
 P/N MODEL MIL1566-1730 X  
 S/N SAMPLE #1

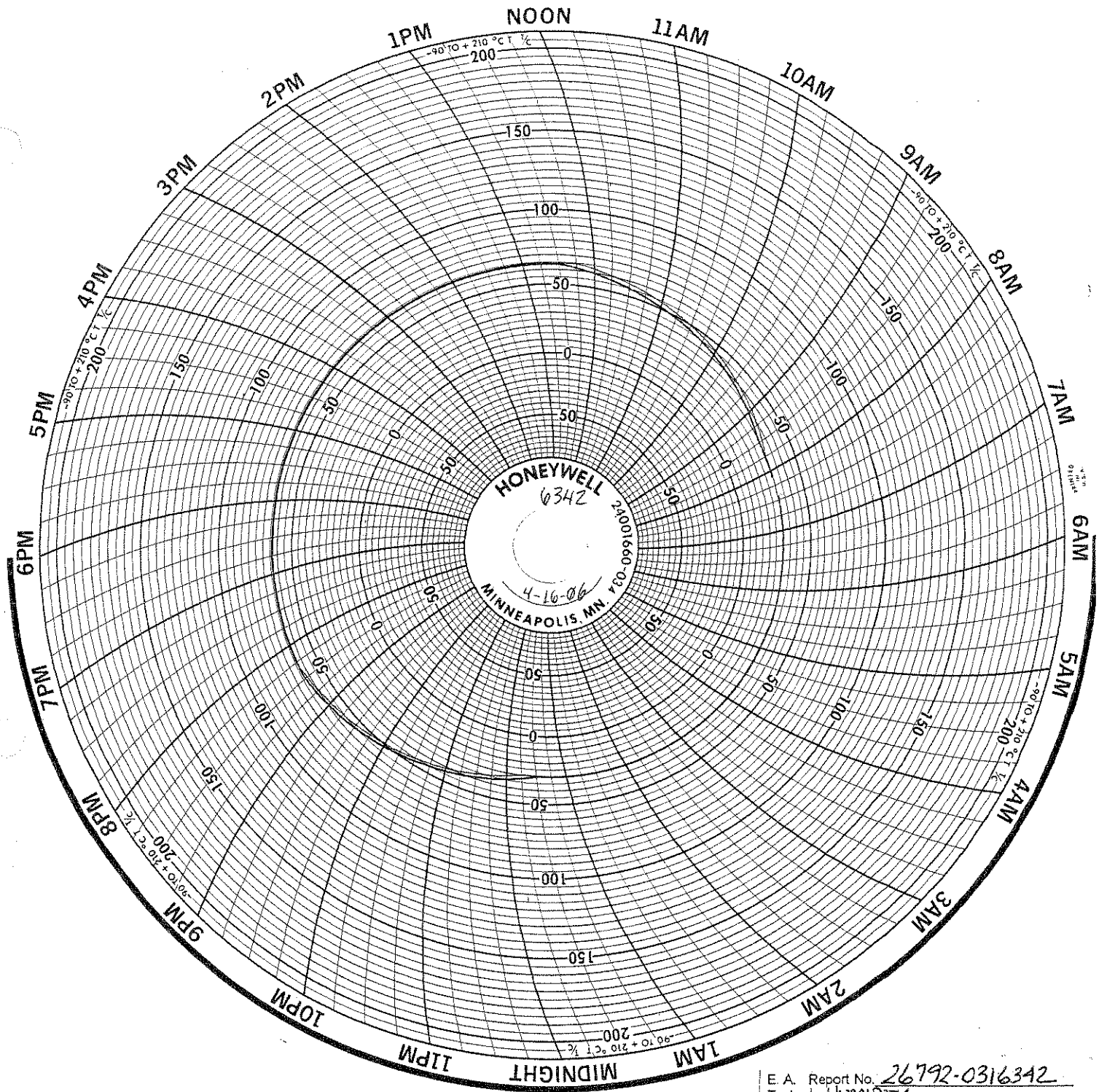


E. A. Report No.	26792-0316342
Test	HUMIDITY
Customer	TUV AMERICA
Specimen	DC/DC ADAPTER
P/N	MODEL MIL1566-1720 X
S/N	SAMPLE #1

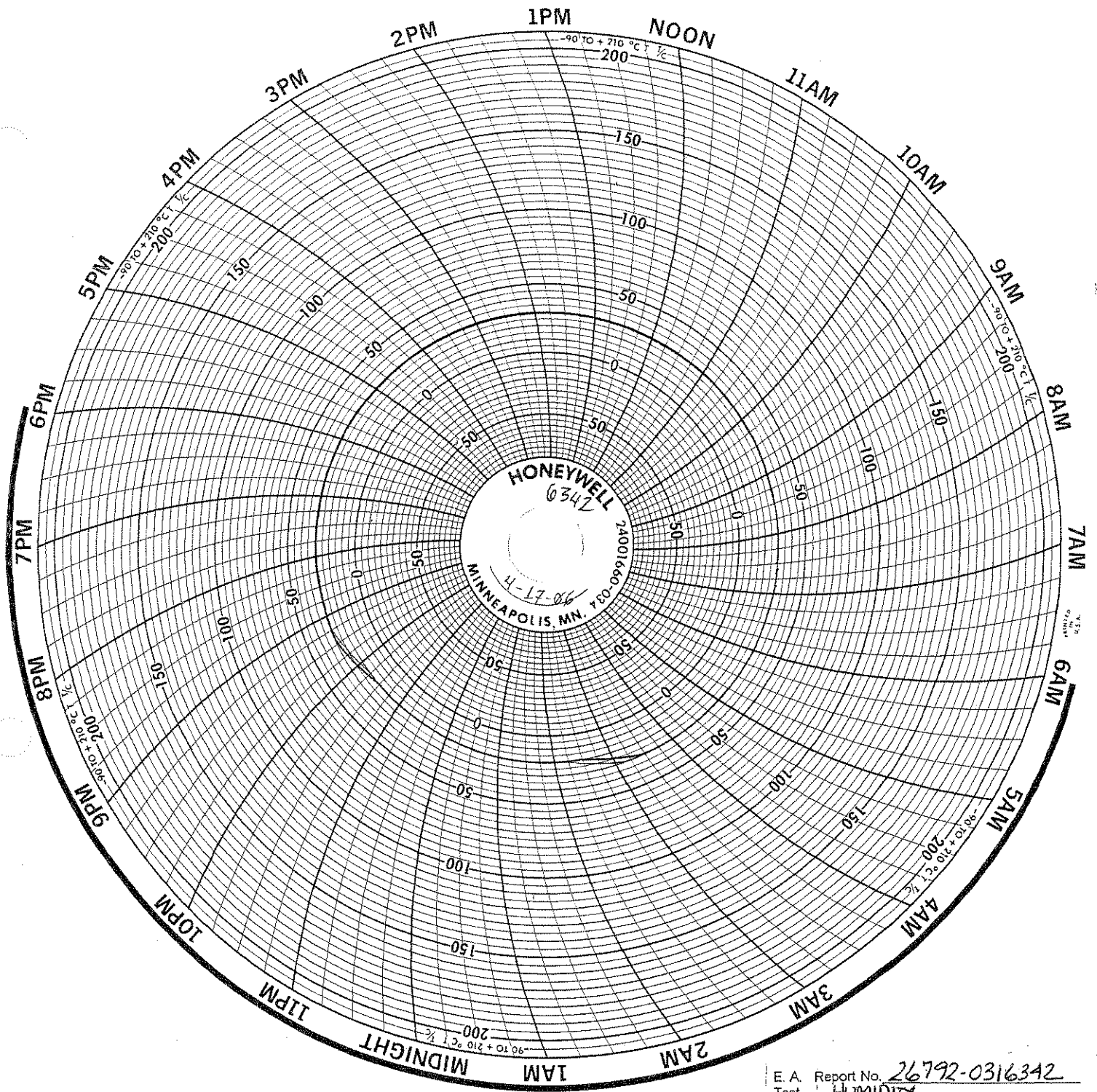


E. A. Report No. 26792-0316342  
 Test HUMIDITY  
 Customer TUV AMERICA  
 Specimen DC/DC ADAPTER  
 P/N MODEL MIL1566-1720 X  
 S/N SAMPLE #1

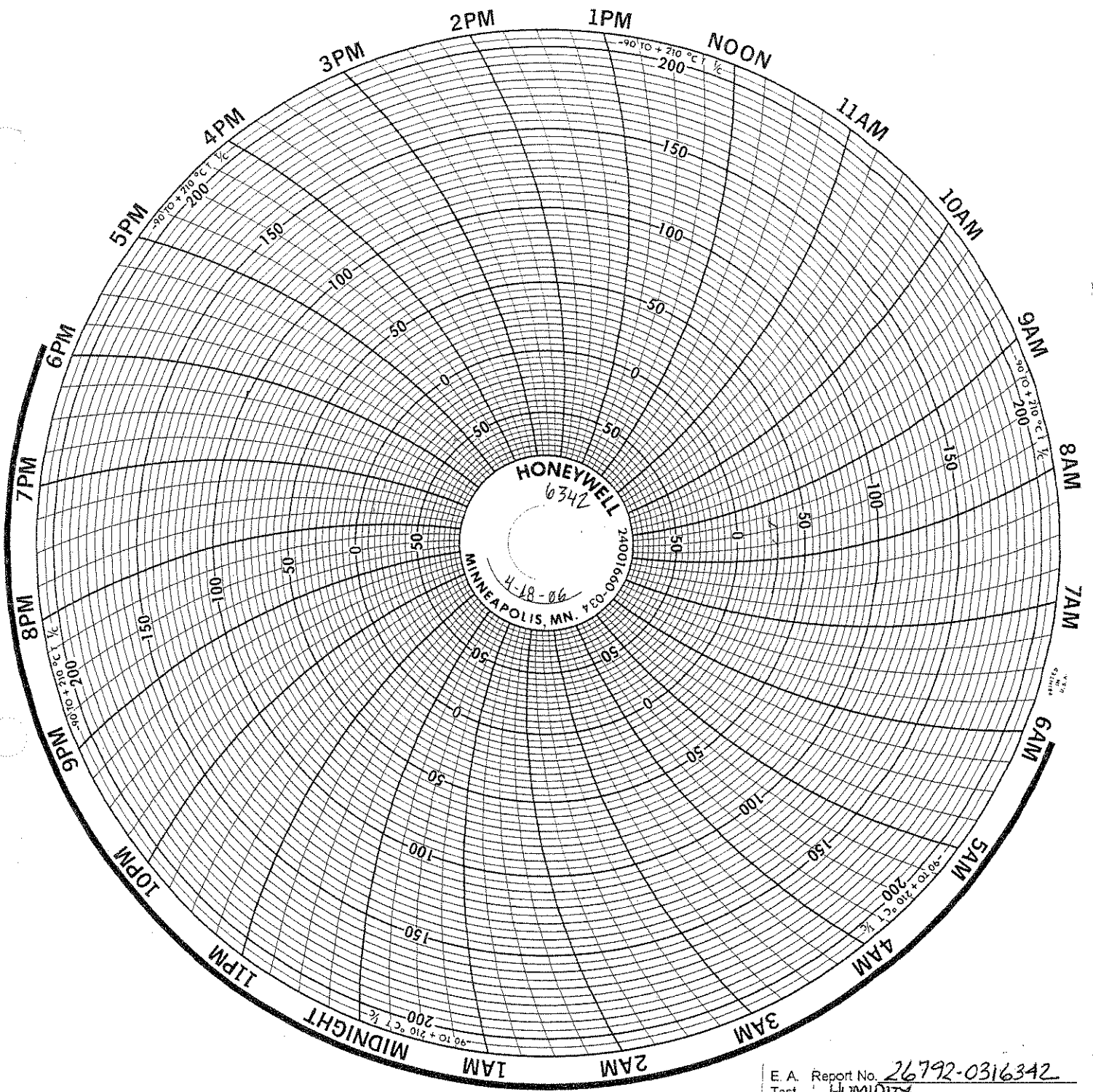




E. A. Report No. 26792-0316342  
 Test HUMIDITY  
 Customer TUV AMERICA  
 Specimen DC/DC ADAPTER  
 P/N MODEL MIL1566-1720 X  
 S/N SAMPLE #1



E. A. Report No. 26792-0316342  
 Test HUMIDITY  
 Customer TUV AMERICA  
 Specimen DC/DC ADAPTER  
 P/N MODEL MIL1566-1720 X  
 S/N SAMPLE #1



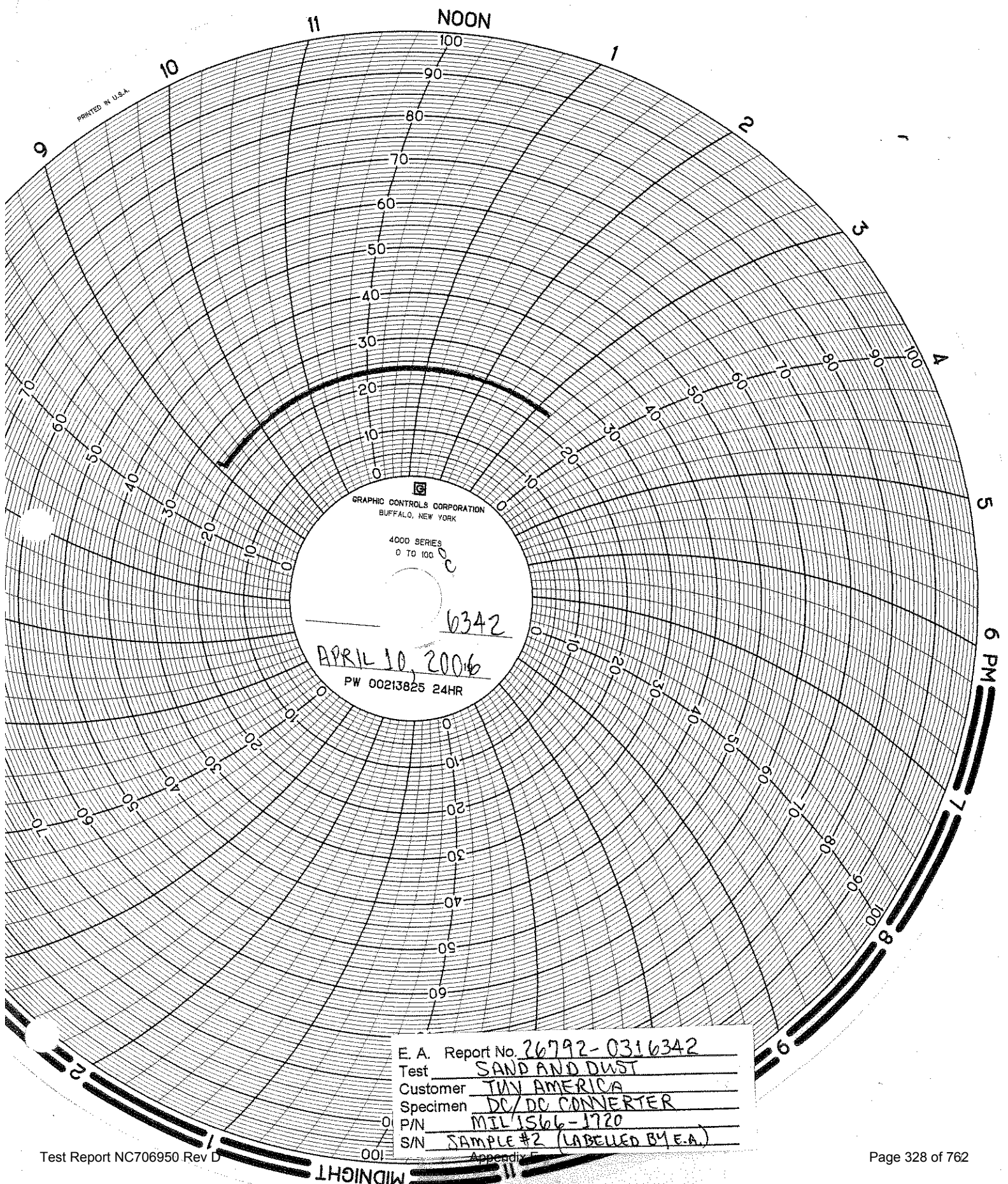
E. A. Report No.	26792-0316342
Test	HUMIDITY
Customer	TUV AMERICA
Specimen	DC/DC ADAPTER
P/N	MODEL MIL1566-1720 X
S/N	SAMPLE #1

4.0 SAND & DUST

The total number of pages in  
this subsection is 3

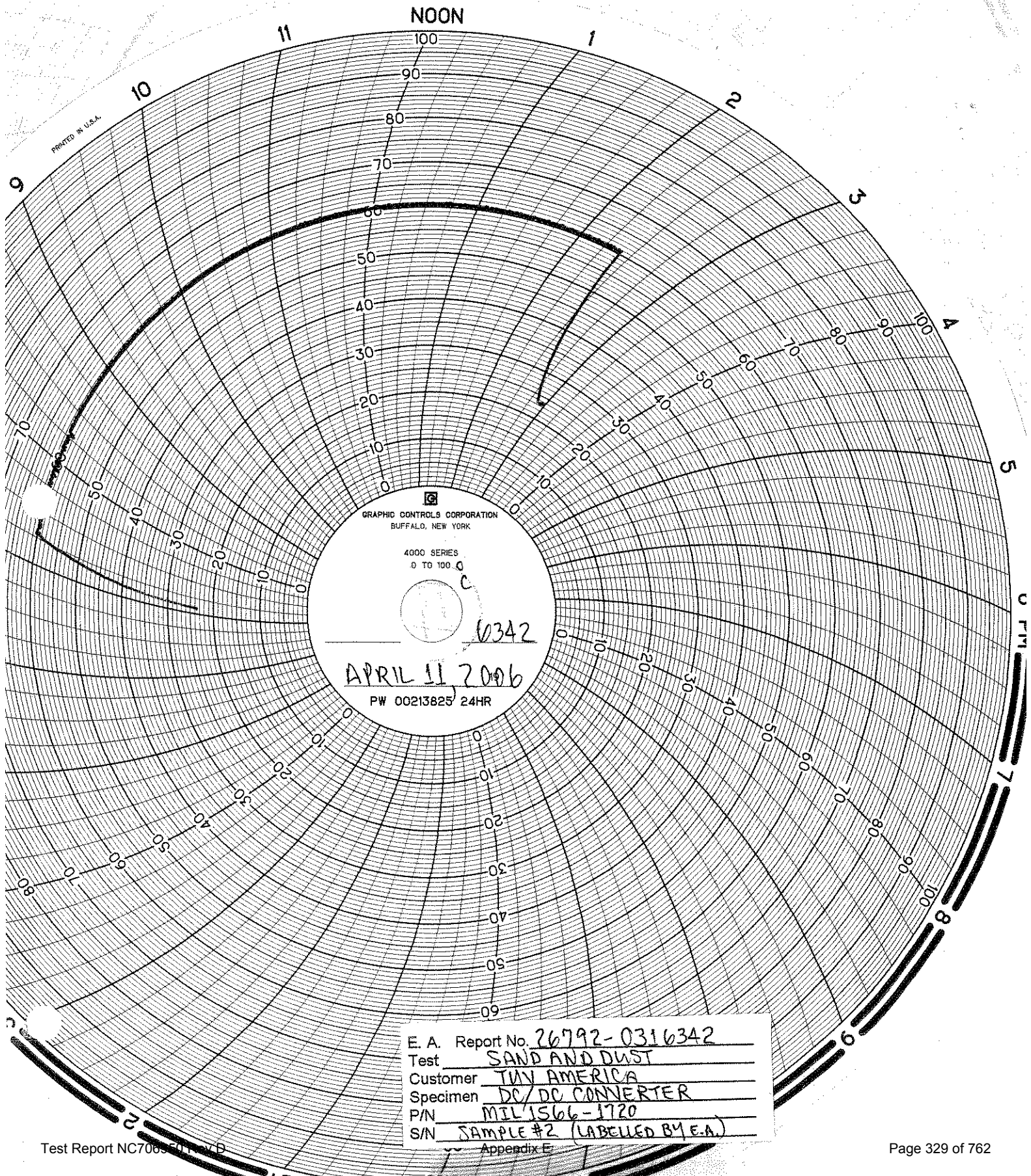


PRINTED IN U.S.A.



E. A. Report No. 26792-0316342  
 Test SAND AND DUST  
 Customer TUN AMERICA  
 Specimen DC/DC CONVERTER  
 P/N MIL1566-1720  
 S/N SAMPLE #2 (LABELLED BY E.A.)





PRINTED IN U.S.A.

GRAPHIC CONTROLS CORPORATION  
BUFFALO, NEW YORK

4000 SERIES  
0 TO 100 °C

0342

APRIL 11 2006

PW 00213825' 24HR

E. A. Report No.	26792-0316342
Test	SAND AND DUST
Customer	TUN AMERICA
Specimen	DC/DC CONVERTER
P/N	MIL 1566-1720
S/N	SAMPLE #2 (LABELLED BY E.A.)

5.0 VIBRATION

The total number of pages in  
this subsection is 7





Test Data

STARTED <b>4/19/06</b>	CUSTOMER <b>TUV AMERICA</b>	TECHNICIAN (SIGNATURE) <i>R. J. Smith</i>
DATE COMPLETED <b>4/20/06</b>	SPECIMEN DESCRIPTION <b>LIND DC/DC ADAPTER</b>	ENGINEER (SIGNATURE) <i>Martin R. Bafter</i>
TEMPERATURE (LABORATORY) <b>75 °F</b>	TYPE OF TEST <b>VIBRATION</b>	ENGINEER
HUMIDITY (LABORATORY) <b>40 %</b>	TEST SPECIFICATION <b>QTP DC601038 REV.A</b>	PARAGRAPH NUMBER <b>6.2</b>
		JOB NUMBER <b>26792-0316342</b>

SPECIMEN NUMBER

**M/N MIL1566-1720X SAMPLE 1**

1430	Began calibration and set up of vibration system				
	Computer channel(s) assignment(s)				
	Channel No.	C=Control R=Response	pC/g	mV/g	Accel Serial No.
	1	C	N/A	100	1383
	2				
	3				
	4				
	Over-g Accel.			10	On Fixture
	Monitoring equipment set up by:		E.A.		HEAD EXPANDER: N/A
	Fixture property of:		E.A. - 224		SLIP PLATE: UPRUGHT
	Mounted fixture in		Z		AXIS.
	Special instructions from customer: NONE				
	Specified test requirements: ONE HOUR/AXIS OF RANDOM @ 7.7 Grms, WITH SAMPLE OPERATING.				
	MOUNTED SAMPLE IN Z AXIS. SCREWS TORQUED TO 30 IN.-LB. – ATTACHED POWER SUPPLY AND LOAD.				
	APPLIED POWER.		28 VDC INPUT; 14.9 VDC OUTPUT		
	SETUP COMPLETE.				
1458	BEGAN RANDOM TEST ( 7.7 Grms ).				
1540	SAMPLE OPERATION OK				
1558	COMPLETED ONE HOUR.				
	SAMPLE OPERATION OK.				
	SAMPLE MOUNTED IN X AXIS:				
1617	BEGAN RANDOM TEST ( 7.7 Grms ).				
1647	COMPLETED 30 MINUTES.				
20-Apr					
0754	RESUMED TEST ( 7.7 Grms ).				
0824	COMPLETED 30 MINUTES, FOR TOTAL OF ONE HOUR.				
	SAMPLE OPERATION OK.				
	SAMPLE MOUNTED IN Y AXIS:				
0846	BEGAN RANDOM TEST ( 7.7 Grms ).				
0930	SAMPLE OPERATION OK.				
0946	COMPLETED ONE HOUR.				
	SAMPLE OPERATION OK.				
	TEST COMPLETE. SAMPLE RETURNED TO CUSTOMER FOR INSPECTION.				

**Test Data**

STARTED <b>4/19/06</b>	CUSTOMER <b>TUV AMERICA</b>	TECHNICIAN (SIGNATURE) <i>[Signature]</i>
DATE COMPLETED <b>4/20/06</b>	SPECIMEN DESCRIPTION <b>LIND DC/DC ADAPTER</b>	ENGINEER (SIGNATURE) <i>Martin R. Batten</i>
TEMPERATURE (LABORATORY) <b>75 °F</b>	TYPE OF TEST <b>VIBRATION</b>	ENGINEER
HUMIDITY (LABORATORY) <b>40 %</b>	TEST SPECIFICATION <b>QTP DC601038 REV.A</b>	PARAGRAPH NUMBER <b>6.2</b>
SPECIMEN NUMBER		JOB NUMBER <b>26792-0316342</b>

**M/N MIL1566-1720X SAMPLE 1**

SPECIMEN NUMBER	DATE	AXIS	START	STOP	TEST PARAMETERS	PLOT NUMBER	REMARKS
SAMPLE 1 ↓	19-Apr	Z	1458	1558	20 - 1 KHZ 0.04 G /HZ 1 K - 2 K -6 DB/OCT ( 7.7 Grms )	1	COMPLETED ONE HOUR
	↓ 20-Apr	X	1617	1647	↓	2	COMPLETED 30 MINUTES
		↓	0754	0824		3	↓
	↓	Y	0846	0946	4	COMPLETED ONE HOUR	

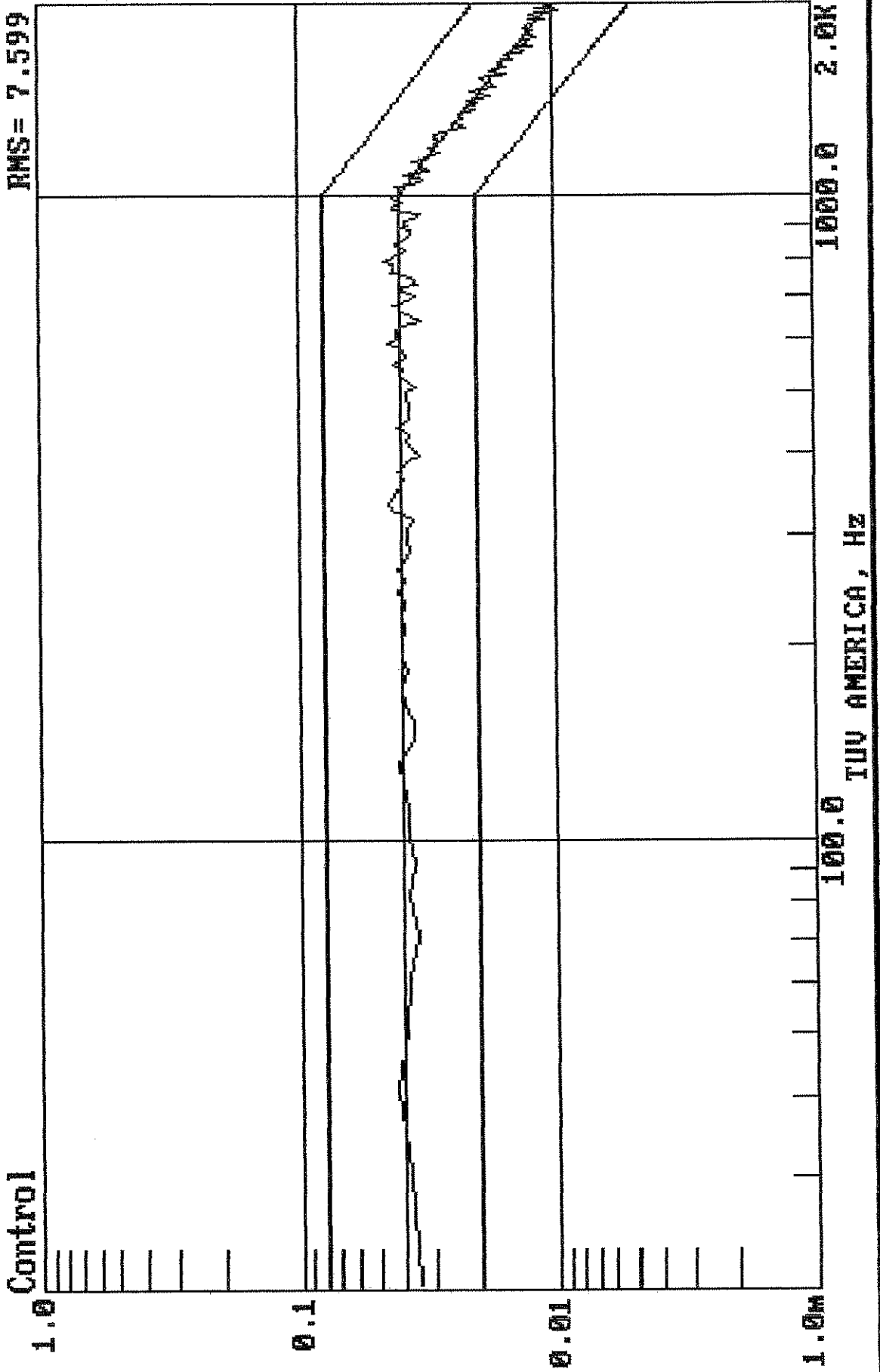
Notes


1. Specimens Non-operating  Operating

By E.A.

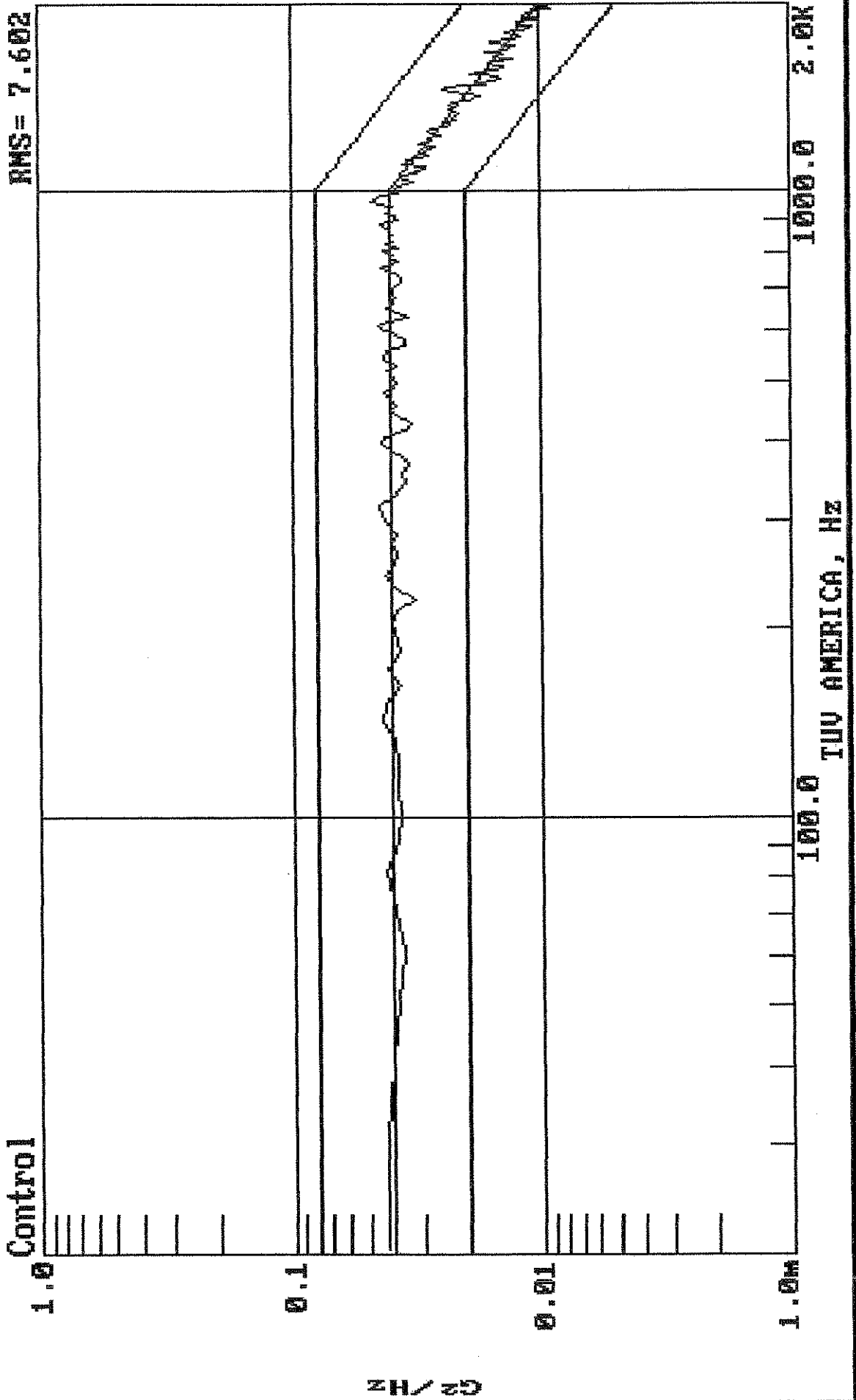



Z AXIS PLOT #1 ET = ONE HOUR 4-19-06  
LIND DC/DC ADAPTER M/N MIL 1566-1720 X SAMPLE 1 26792-0316342  
QTP DC601038 REV.A



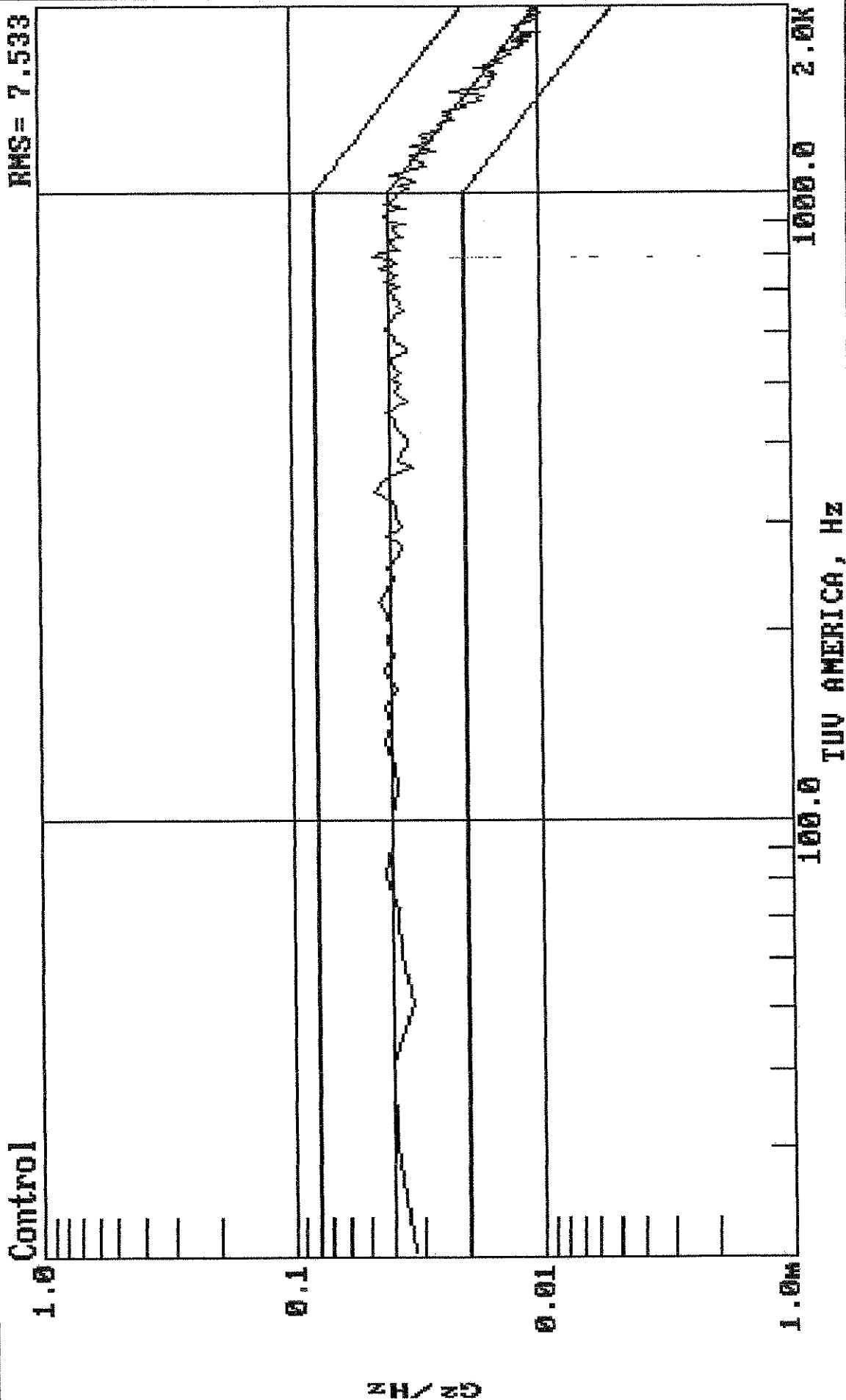



X AXIS PLOT #2 ET = 30 MINUTES 4-19-06  
LIND DC/DC ADAPTER M/N MIL 1566-1720 X SAMPLE 1 26792-031634Z  
QTP DC601038 REV.A



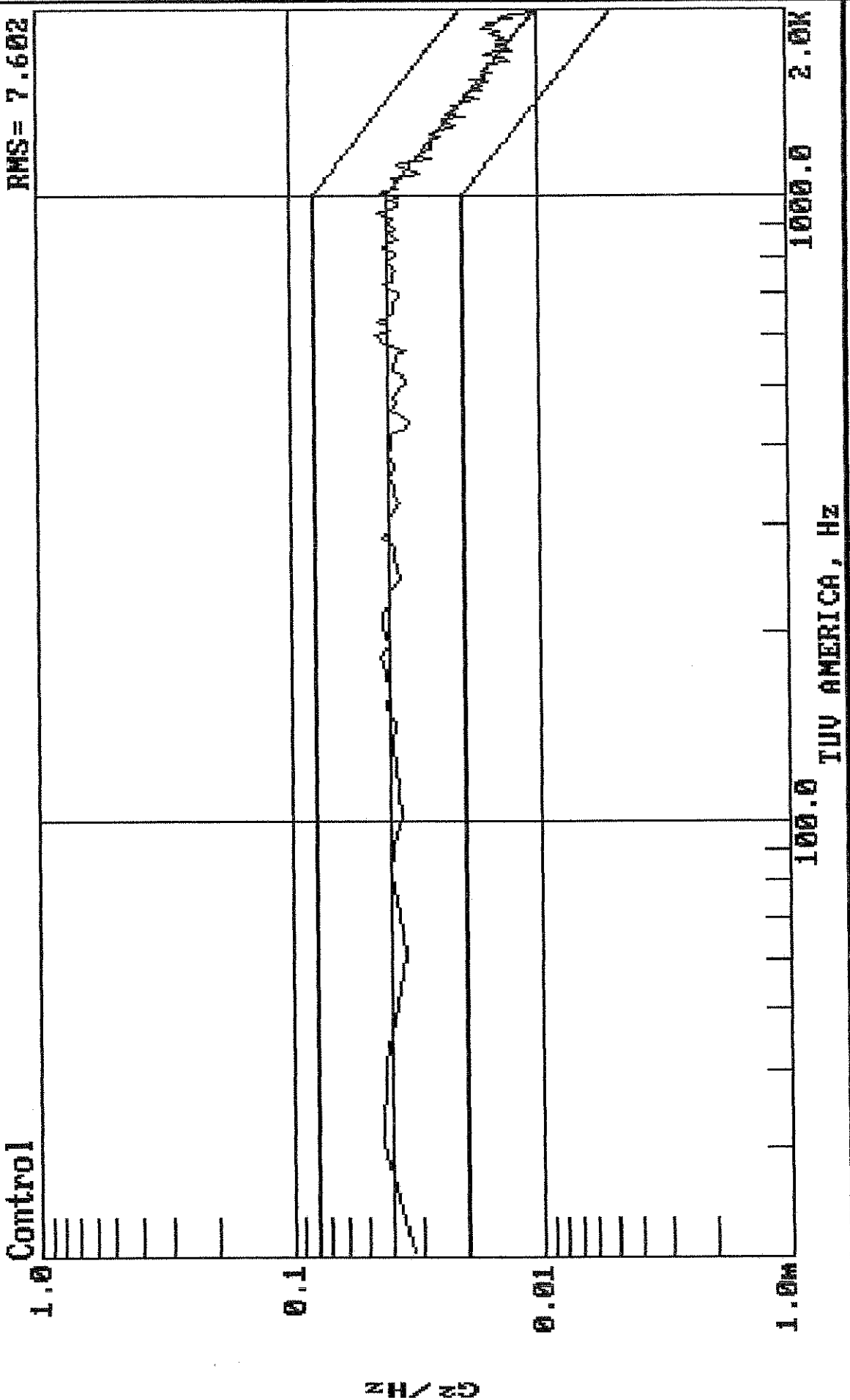


X AXIS PLOT #3 ET = 30 MINUTES 4-20-06  
LIND DC/DC ADAPTER M/N MIL 1566-1720 X SAMPLE 1 26792-0316342  
QTP DC601038 REV.A







Y AXIS PLOT #4 ET = ONE HOUR 4-20-06  
LIND DC/DC ADAPTER M/N MIL 1566-1720 X SAMPLE 1 26792-031634Z  
QTP DC601038 REV.A



6.0 SHOCK

The total number of pages in  
this subsection is 15

### Test Data

DATE STARTED <b>4/19/06</b>	CUSTOMER <b>TUV AMERICA</b>	TECHNICIAN (SIGNATURE) 
DATE COMPLETED <b>4/20/06</b>	SPECIMEN DESCRIPTION <b>LIND DC/DC ADAPTER</b>	ENGINEER (SIGNATURE) 
TEMPERATURE (LABORATORY) <b>76 °F</b>	TYPE OF TEST <b>SHOCK</b>	ENGINEER
HUMIDITY (LABORATORY) <b>45 %</b>	TEST SPECIFICATION <b>QTP DC601038 REV.A</b>	PARAGRAPH NUMBER <b>6.3</b>
SPECIMEN NUMBER		JOB NUMBER <b>26792-0316342</b>

**M/N MIL1566-1720X SAMPLE 1**

1600	Began calibration and set up of shock system
	One control accelerometer @ 100 MV/G
	Pulse type: SAWTOOTH      Duration : 11      msec.      Level: 40 G
	Number of pulses/direction : 3
	Total number of pulses: 18
	Monitoring equipment set up by: E.A.      Slip Plate :
	Fixture property of: E.A. - PLATE - 224      Head Expander : N/A
	Mounted fixture in Z axis.
	Completed calibration pulse. +Z Axis.
	Mounted sample in Z Axis.      APPLIED 28 VDC. OUTPUT = 14.9 VDC
	Set up complete.
1608	Completed 3 Pulses(s) in plus Z axis. REMOVED SAMPLE FROM SHAKER. OPERATION OK.
1611	Completed calibration pulse. -Z Axis. MOUNTED SAMPLE IN Z:
1615	Completed 3 Pulses(s) in minus Z axis. REMOVED SAMPLE FROM SHAKER. OPERATION OK.
20-Apr	
0827	FIXTURE MOUNTED IN X AXIS:
	Completed calibration pulse. -X Axis.
	Mounted sample in X Axis.      APPLIED 28 VDC. OUTPUT = 14.9 VDC
	Completed 3 Pulses(s) in minus X axis. REMOVED SAMPLE FROM SHAKER. OPERATION OK.
	Completed calibration pulse. +X Axis.
	Mounted sample in X Axis.      APPLIED 28 VDC. OUTPUT = 14.9 VDC
	Completed 3 Pulses(s) in plus X axis. REMOVED SAMPLE FROM SHAKER. OPERATION OK.
	Completed calibration pulse. +Y Axis.
	Mounted sample in Y Axis.      APPLIED 28 VDC. OUTPUT = 14.9 VDC
	Completed 3 Pulses(s) in plus Y axis. REMOVED SAMPLE FROM SHAKER. OPERATION OK.
▼	Completed calibration pulse. -Y Axis.
	Mounted sample in Y Axis.      APPLIED 28 VDC. OUTPUT = 14.9 VDC
0843	Completed 3 Pulses(s) in minus Y axis. REMOVED SAMPLE FROM SHAKER. OPERATION OK.
	TEST COMPLETE. NO DAMAGE NOTED.




**Test Data**

TEST STARTED <b>4/19/06</b>	CUSTOMER <b>TUV AMERICA</b>	TECHNICIAN (SIGNATURE) <i>[Signature]</i>
DATE COMPLETED <b>4/20/06</b>	SPECIMEN DESCRIPTION <b>LIND DC/DC ADAPTER</b>	ENGINEER (SIGNATURE) <i>Martin R. Baftin</i>
TEMPERATURE (LABORATORY) <b>76 °F</b>	TYPE OF TEST <b>SHOCK</b>	ENGINEER
HUMIDITY (LABORATORY) <b>45 %</b>	TEST SPECIFICATION <b>QTP DC601038 REV.A</b>	PARAGRAPH NUMBER <b>6.3</b>
SPECIMEN NUMBER <b>M/N MIL1566-1720X SAMPLE 1</b>		JOB NUMBER <b>26792-0316342</b>

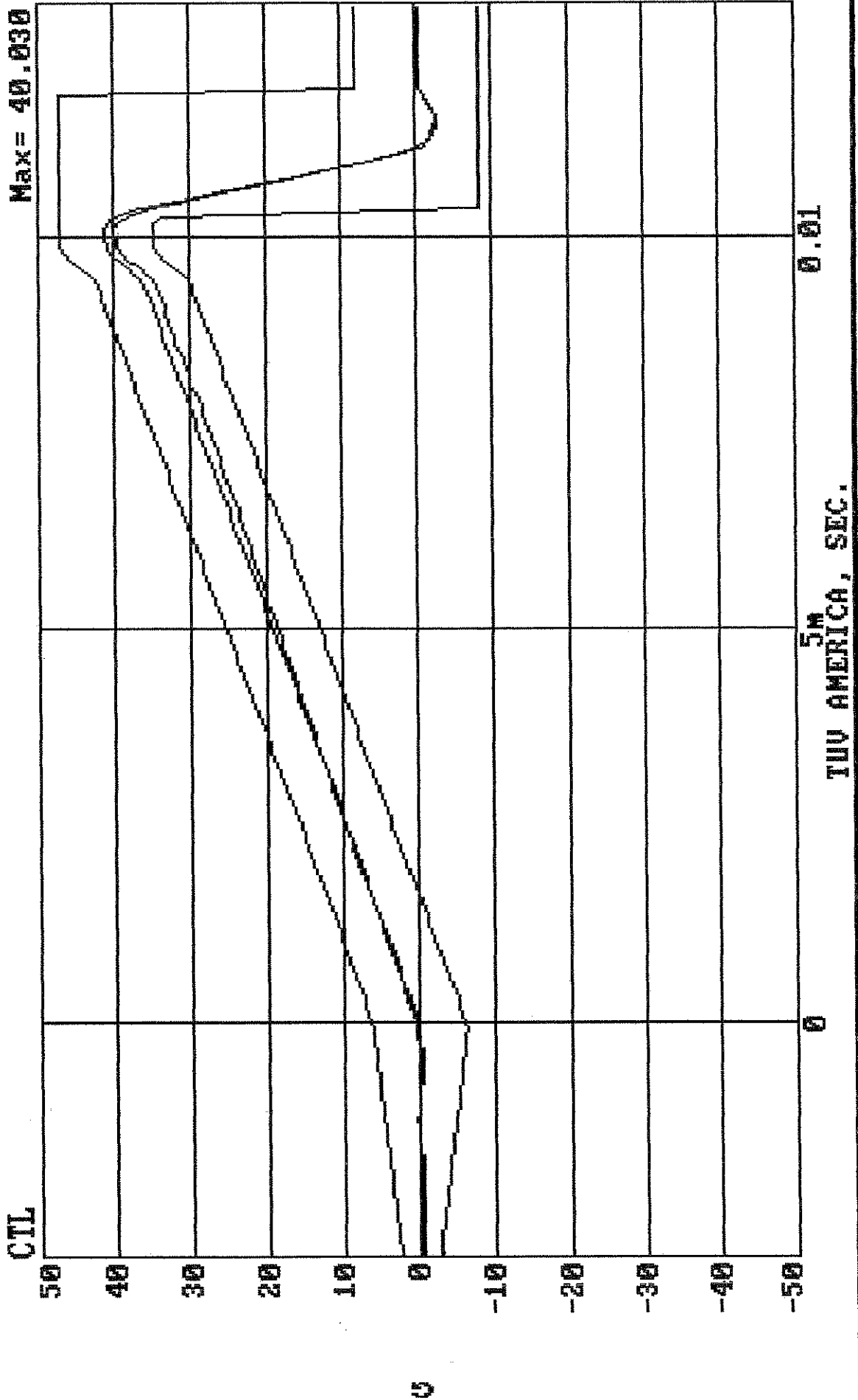
	DATE	AXIS	DURATION (MILLISECONDS)	ACCELERATION LEVEL	PLOT NUMBER	REMARKS
SAMPLE 1 ↓ ↓ ↓ ↓ ↓ ↓ ↓ ↓ ↓ ↓ ↓ ↓	19-Apr	+Z	11	40 G	A	COMPLETED CALIB. PULSE
		+Z			B	COMPLETED 3 PULSES
		-Z			C	COMPLETED CALIB. PULSE
		-Z			D	COMPLETED 3 PULSES
	20-Apr	-X			E	COMPLETED CALIB. PULSE
		-X			F	COMPLETED 3 PULSES
		+X			G	COMPLETED CALIB. PULSE
		+X			H	COMPLETED 3 PULSES
		+Y			I	COMPLETED CALIB. PULSE
		+Y			J	COMPLETED 3 PULSES
		-Y			K	COMPLETED CALIB. PULSE
		-Y			L	COMPLETED 3 PULSES


Notes

1. Specimens Non-operating      Operating       By E.A.

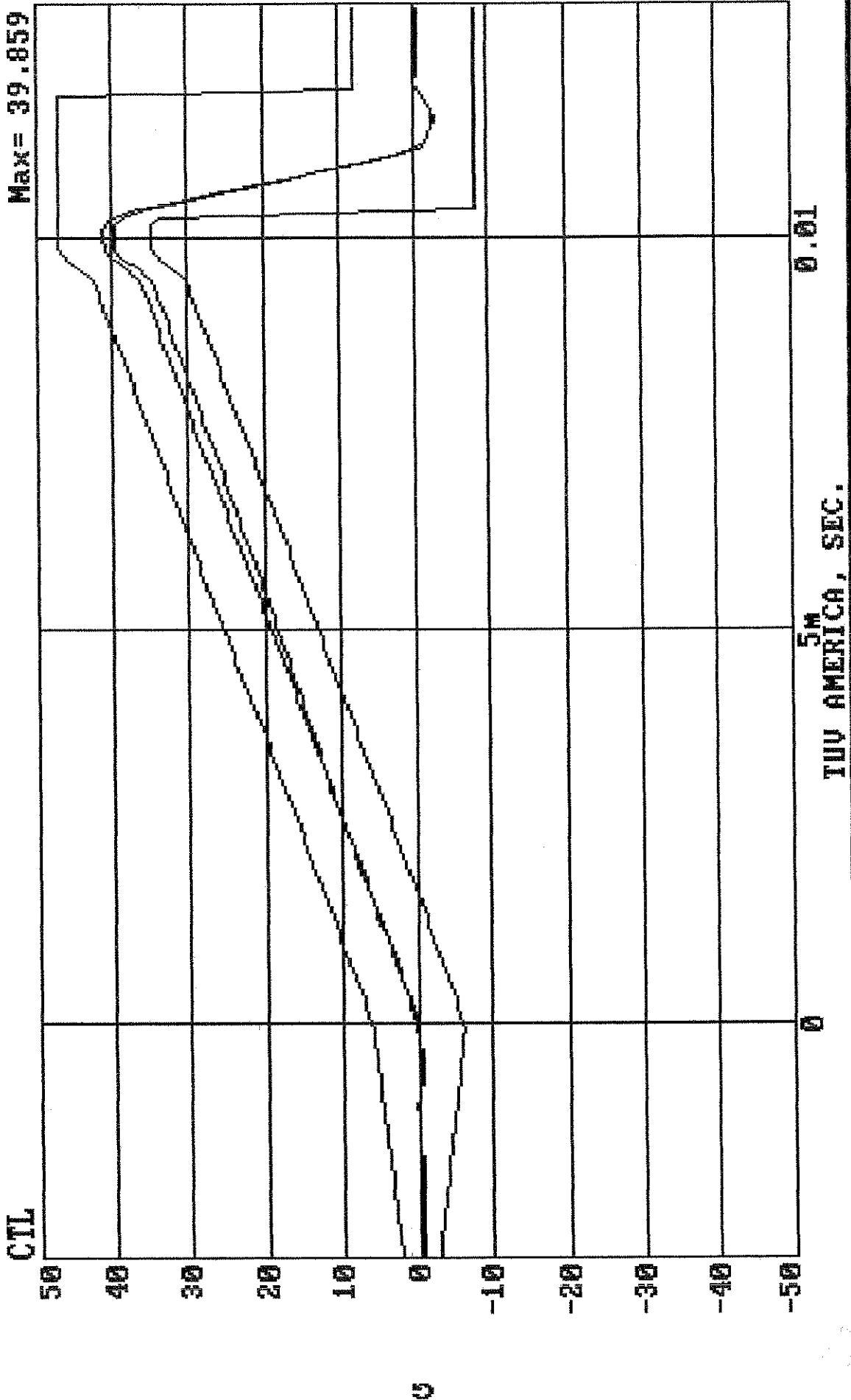



+Z AXIS PLOT A CALIBRATION PULSE 4-19-06 E.A. J/N :  
LIND DC/DC ADAPTER M/N MIL 1566-1720 X SAMPLE 1 26792-0316342  
QTP DC601038 REV.A



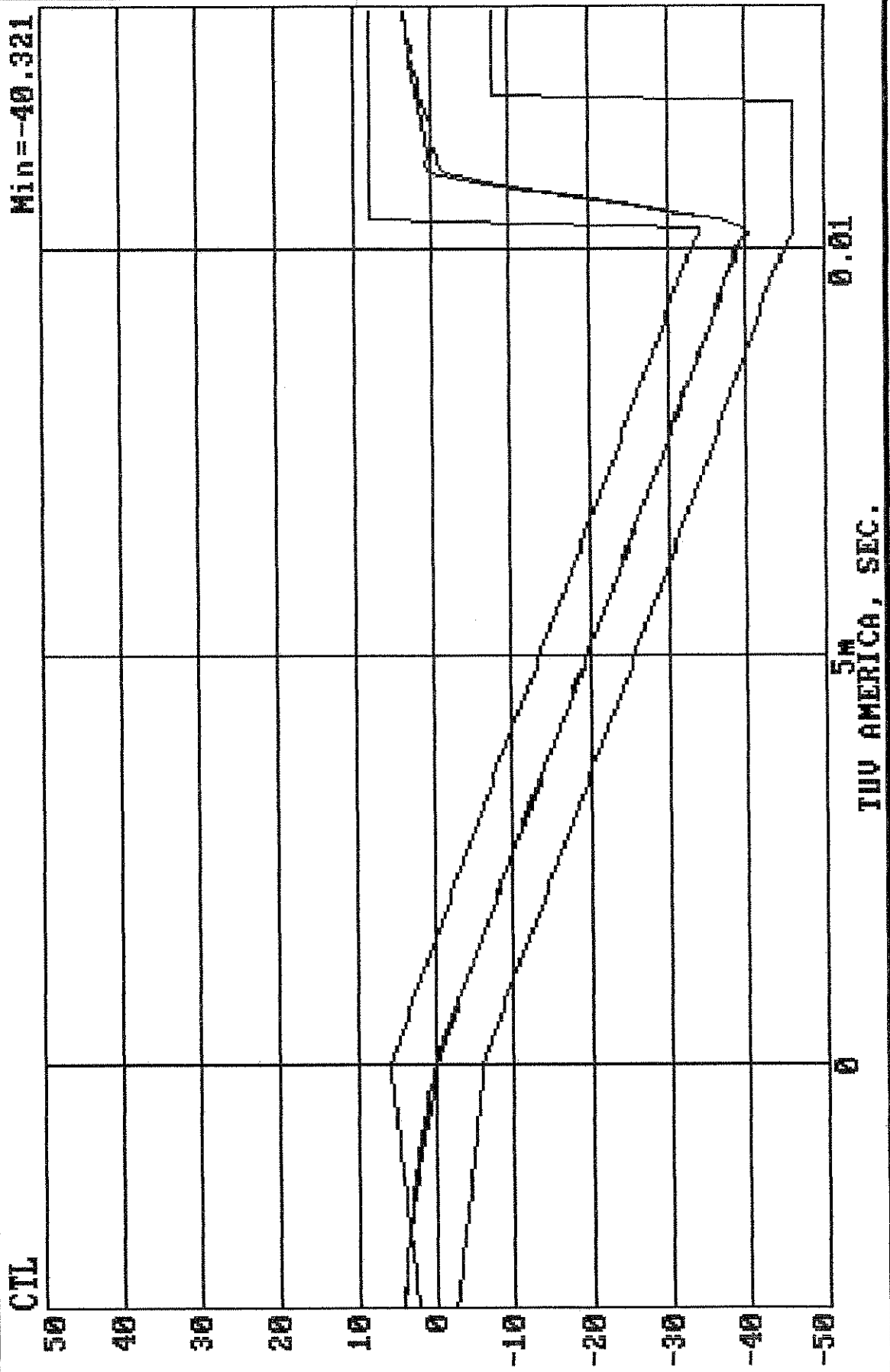


<sup>B</sup> +Z AXIS PLOT # 3 TEST PULSES 4-19-06 E.A. J/N :  
LIND DC/DC ADAPTER M/N MIL 1566-1720 X SAMPLE 1 26792-0316342  
QTP DC601038 REV.A



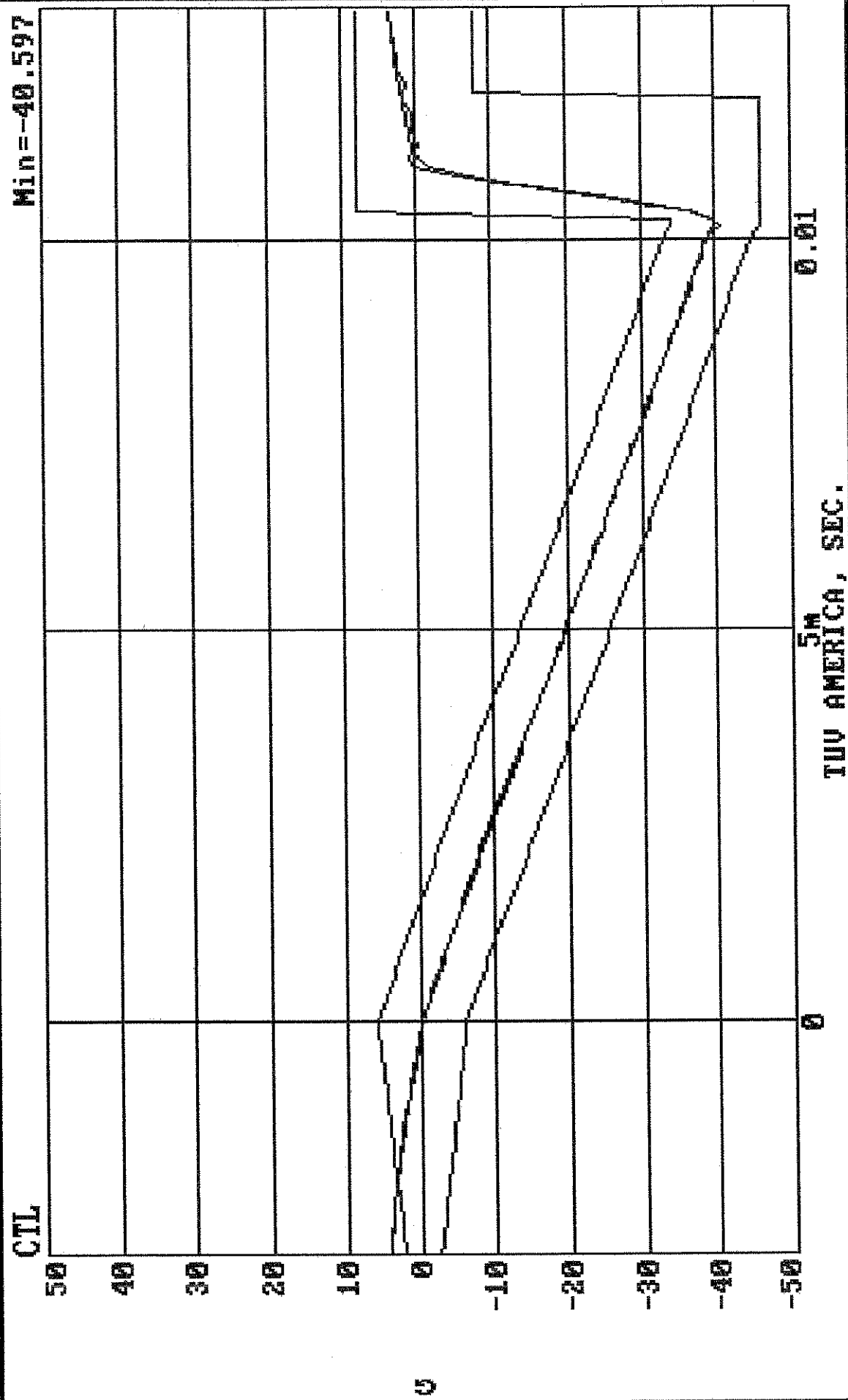



-Z AXIS PLOT C CALIBRATION PULSE 4-19-86 E.A. J/N :  
LIND DC/DC ADAPTER M/N MIL 1566-1720 X SAMPLE 1 26792-0316342  
QTP DC601038 REV.A



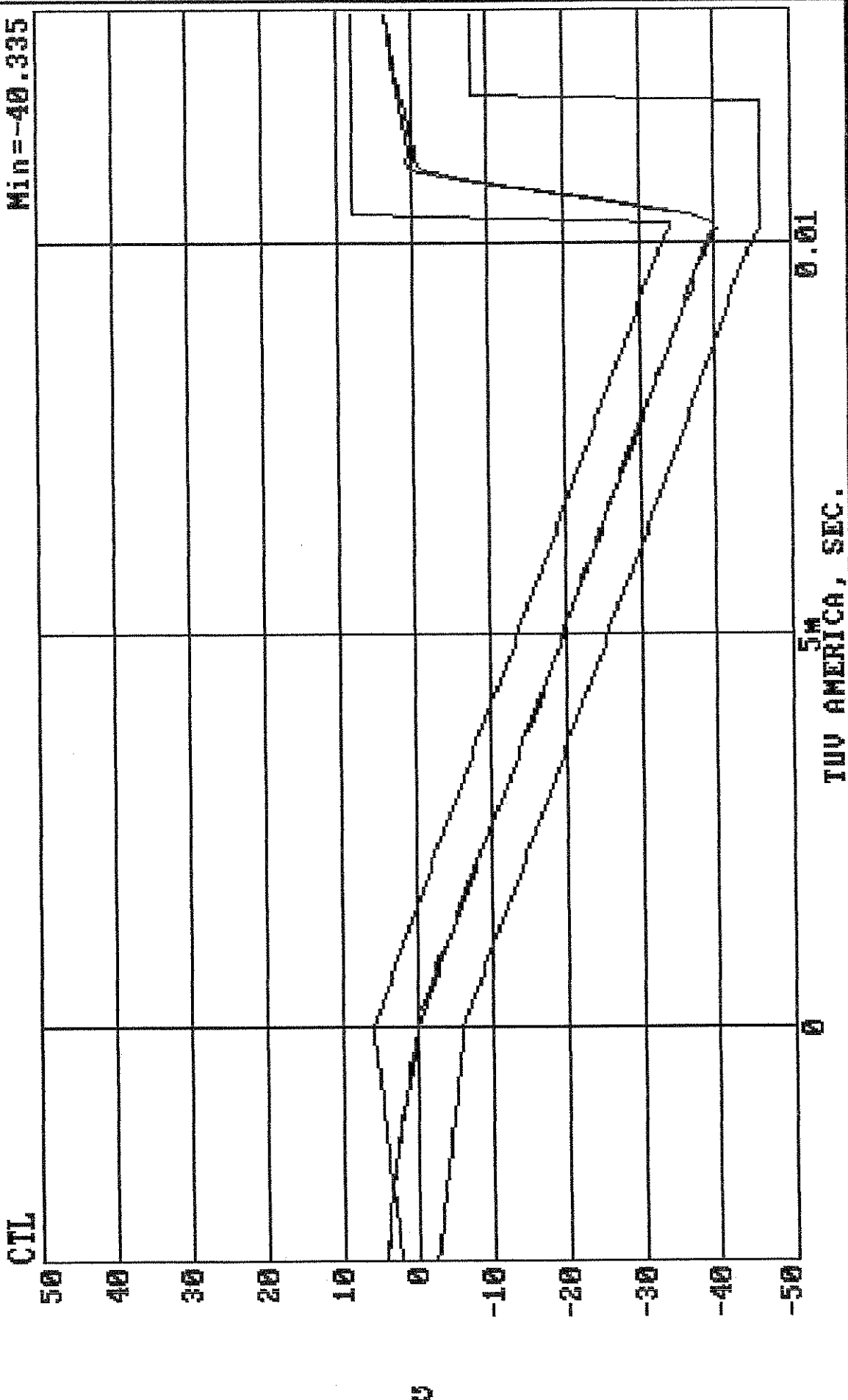



-Z AXIS PLOT D 3 TEST PULSES 4-19-06 E.A. J/M :  
LIND DC/DC ADAPTER M/N MIL 1566-1720 X SAMPLE 1 26792-0316342  
QTP DC601038 REV.A



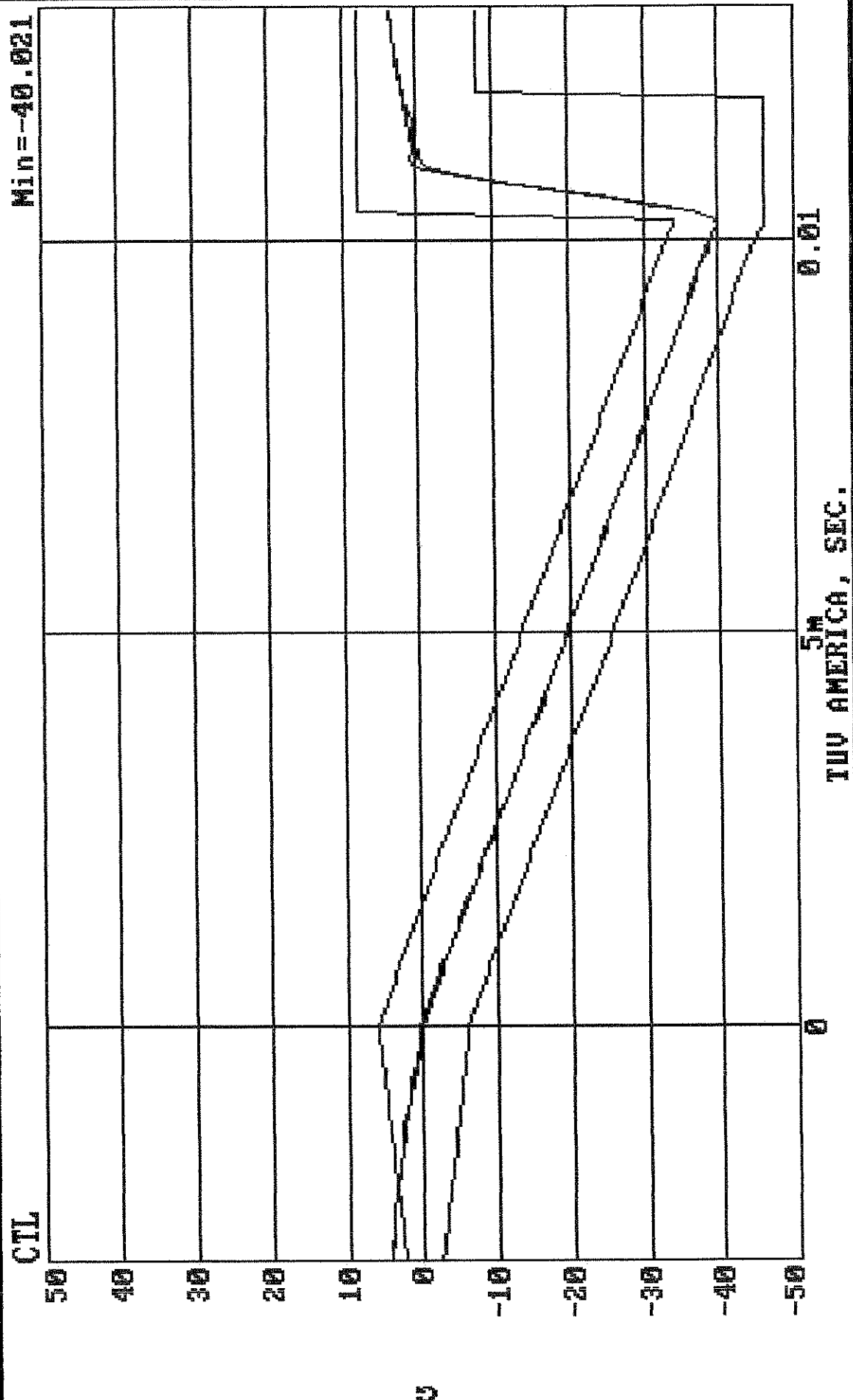



-X AXIS PLOT E CALIBRATION PULSE      E.A. J/N :  
LIND DC/DC ADAPTER M/N MIL 1566-1720 X SAMPLE 1      26792-0316342  
QTP DC601038 REV.A



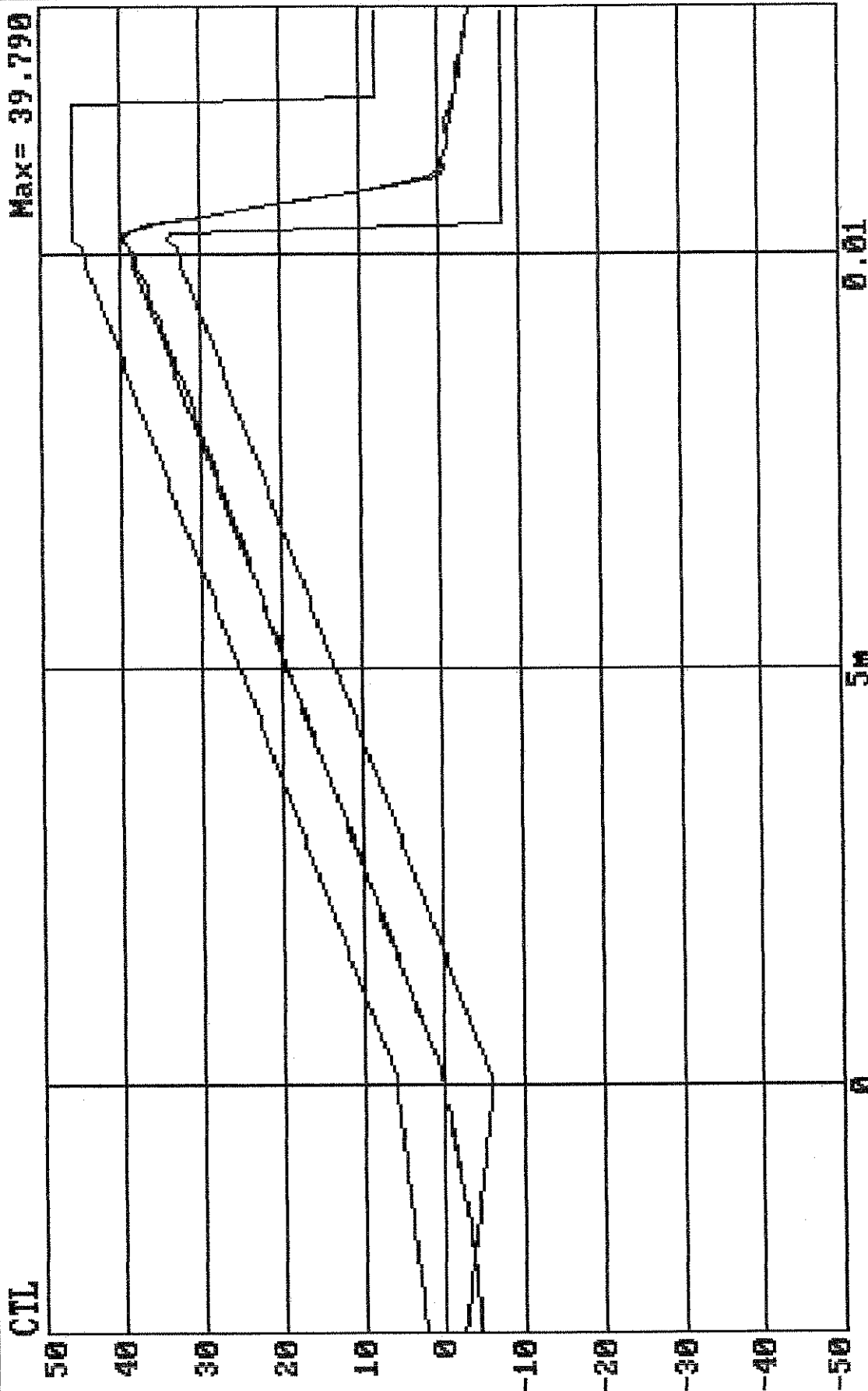


-X AXIS PLOT F 3 TEST PULSES 4-20-06 E.A. J/M :  
LIND DC/DC ADAPTER M/N MIL 1566-1720 X SAMPLE 1 26792-0316342  
QTP DC601038 REV.A





+X AXIS PLOT G CALIBRATION PULSE 4-20-06 E.A. J/N :  
LIND DC/DC ADAPTER M/N MIL 1566-1720 X SAMPLE 1 26792-0316342  
QTP DC601038 REV.A

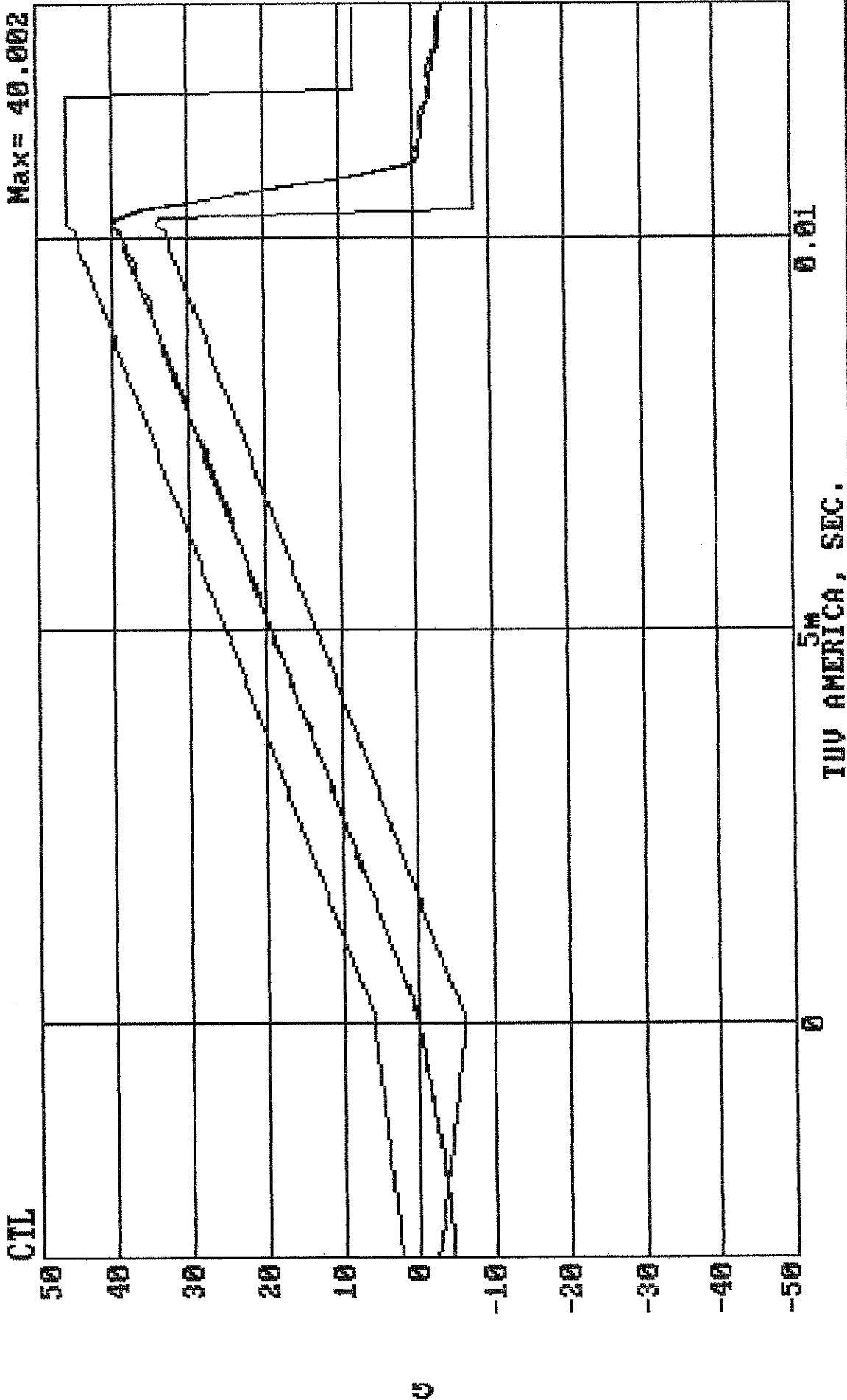



5M  
TUV AMERICA, SEC.



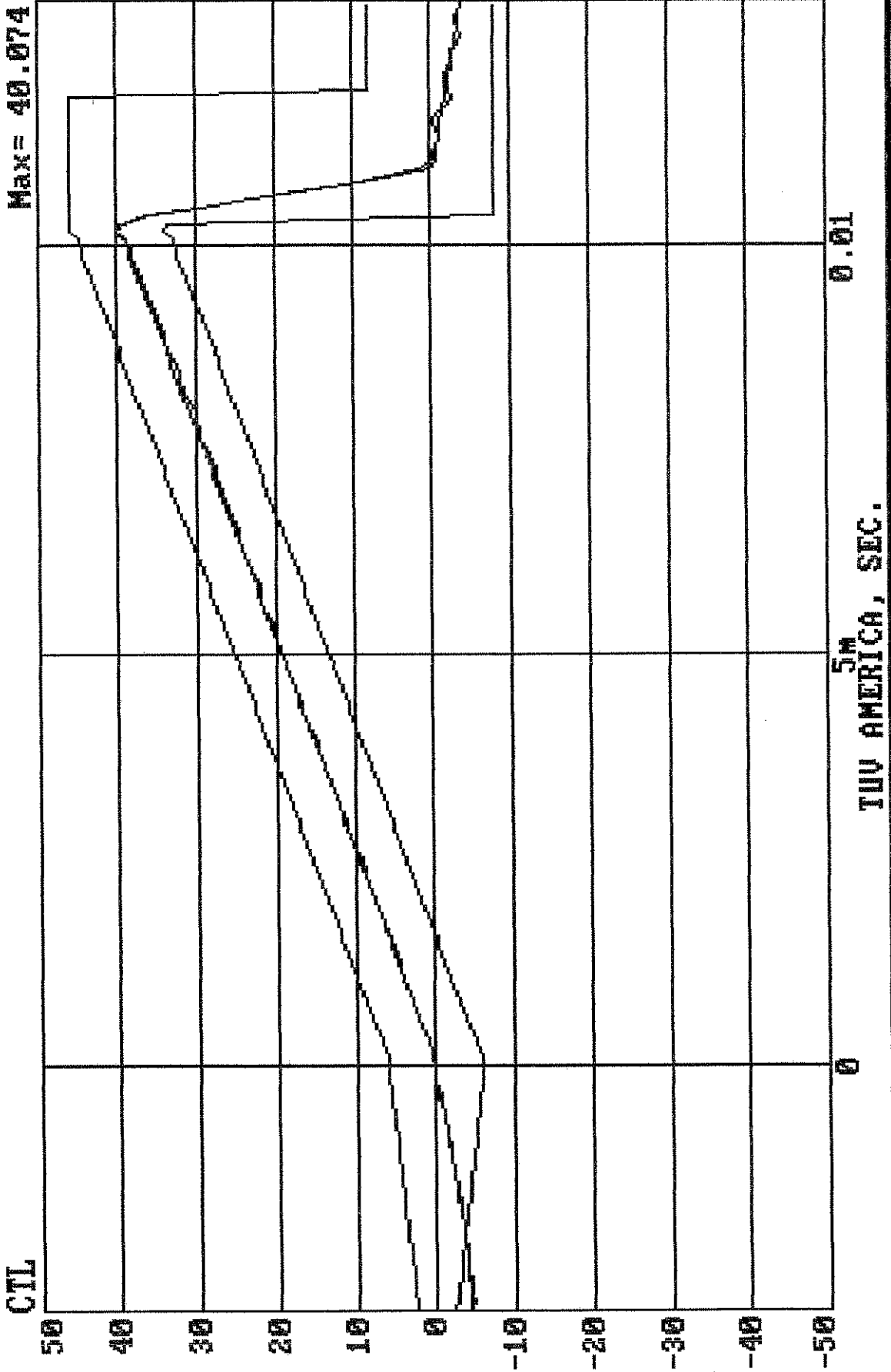



+X AXIS PLOT H 3 TEST PULSES E.A. J/N :  
LIND DC/DC ADAPTER M/N MIL 1566-1720 X SAMPLE 1 26792-0316342  
QTP DC601038 REV.A



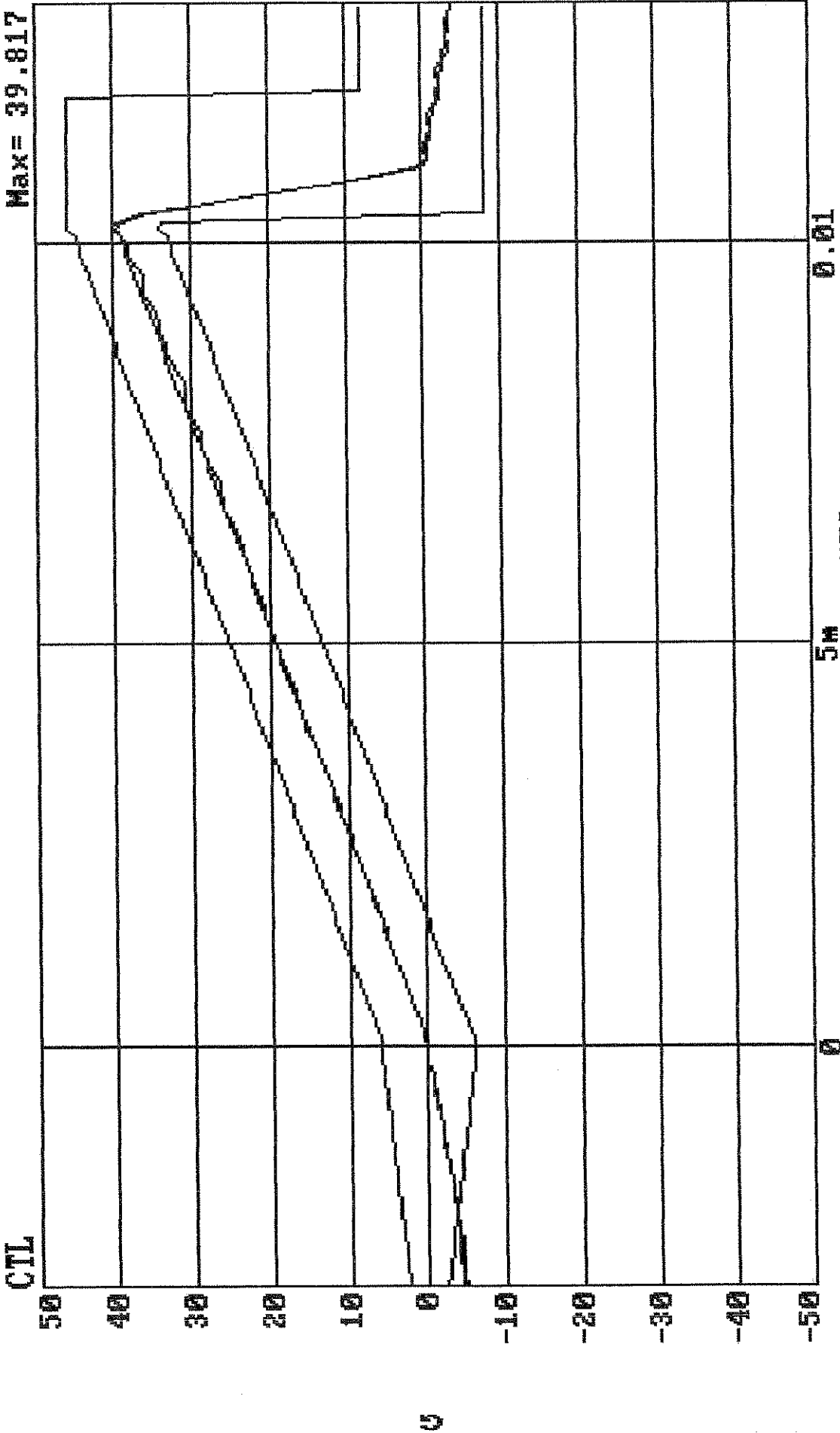


+Y AXIS PLOT I CALIBRATION PULSE 4-20-86 E.A. J/N :  
LIND DC/DC ADAPTER M/N MIL 1566-1720 X SAMPLE 1 26792-0316342  
QTP DC601038 REV.A





+Y AXIS PLOT J 3 TEST PULSES E.A. J/N :  
LIND DC/DC ADAPTER M/N MIL 1566-1720 X SAMPLE 1 26792-0316342  
QTP DC601038 REV.A



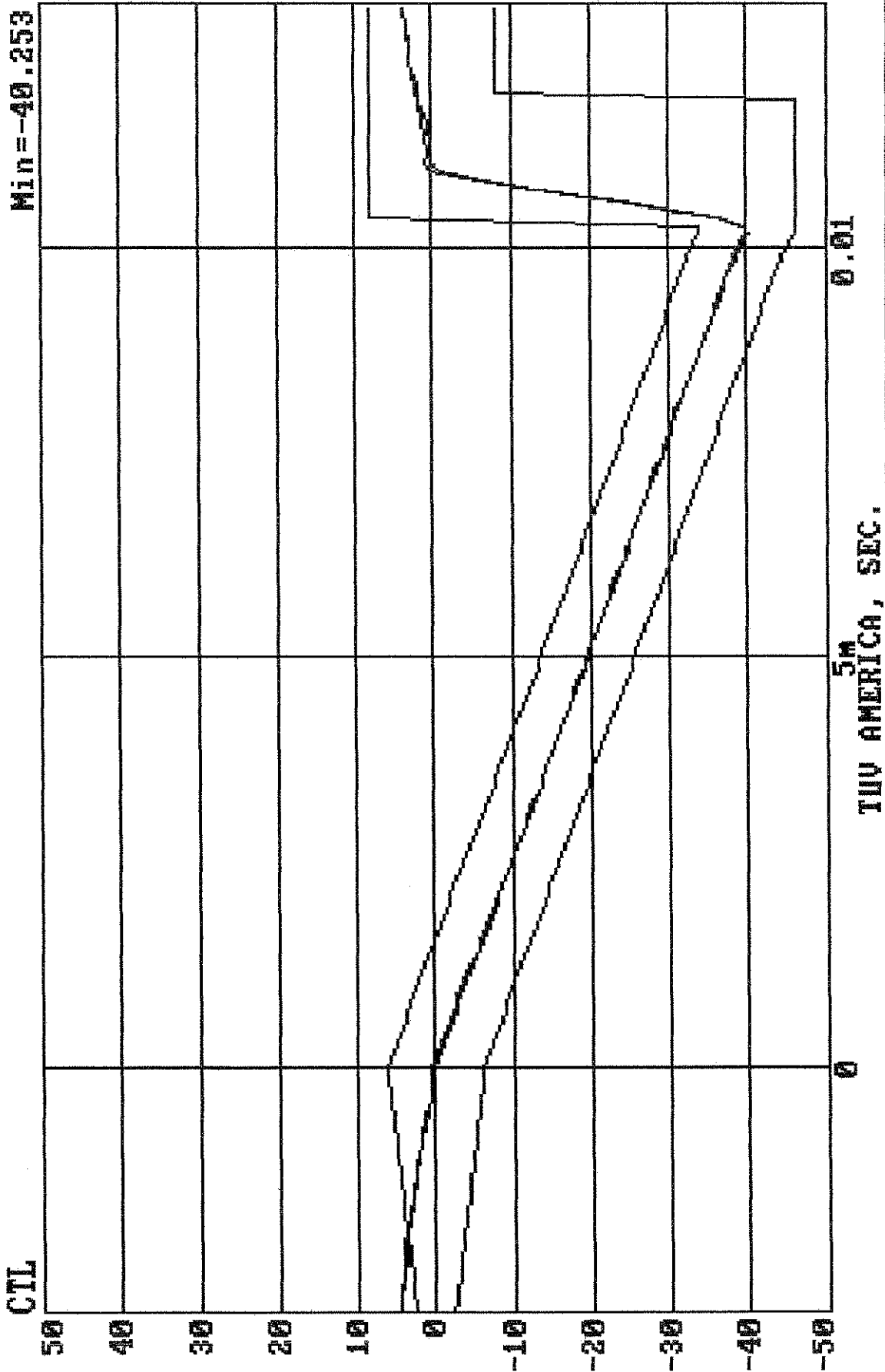
0.01


5M

TUV AMERICA, SEC.

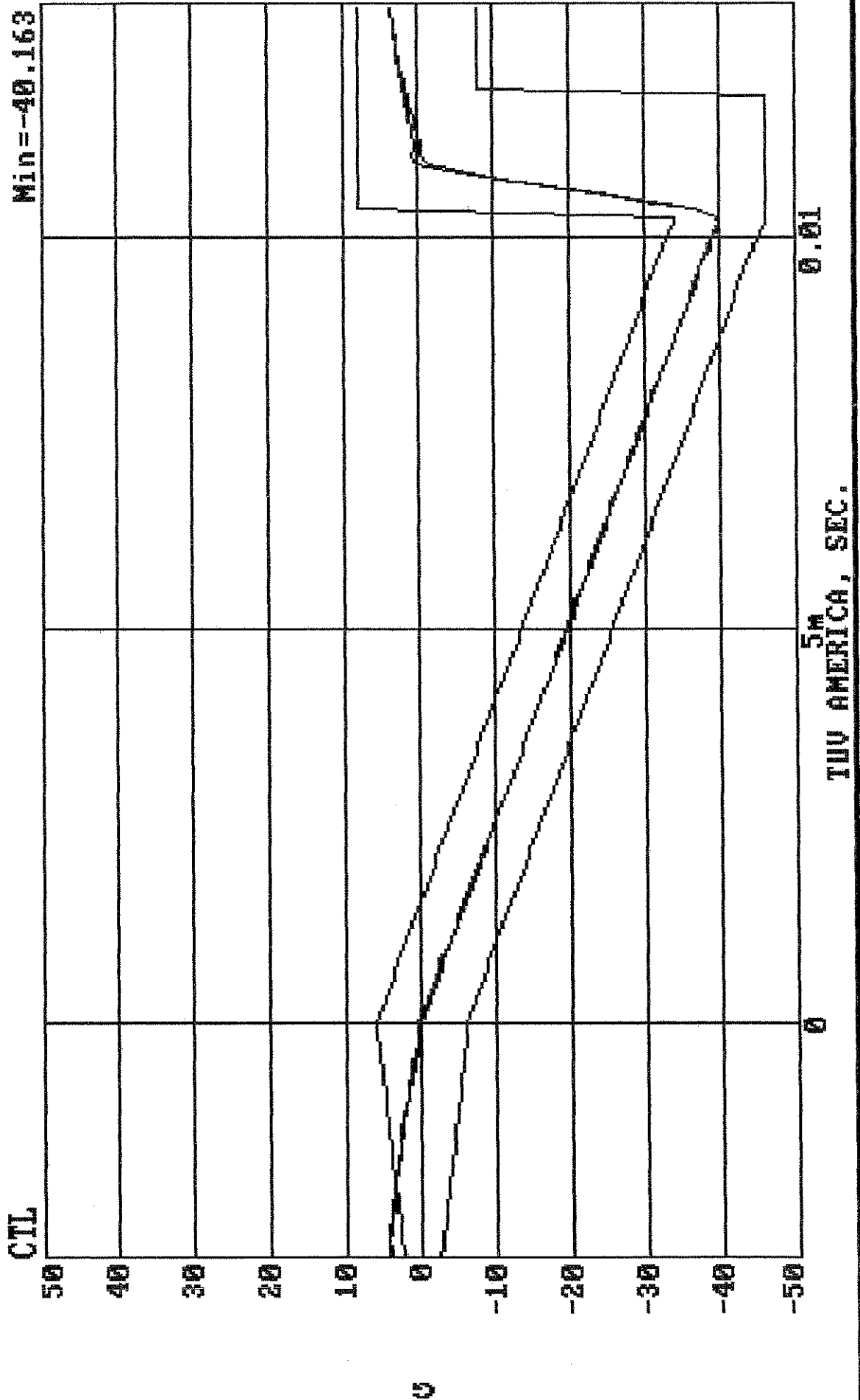


-Y AXIS PLOT K CALIBRATION PULSE 4-20-06 E.A. J/M :  
 LIND DC/DC ADAPTER M/N MIL 1566-1720 X SAMPLE 1 26792-0316342  
 QTP DC601038 REV.A





-Y AXIS PLOT L 3 TEST PULSES E.A. J/M :  
LIND DC/DC ADAPTER M/M MIL 1566-1720 X SAMPLE 1 26792-031634Z  
QTP DC601038 REV.A



APPENDIX II

TEST EQUIPMENT LISTS

AND

TYPICAL TEST SETUP PHOTOS

The total number of pages in  
this Appendix is 9

EQUIPMENT LIST

TEST DESCRIPTION: ALTITUDE

<u>EQUIPMENT DESCRIPTION</u>	<u>MANUFACTURER</u>	<u>MODEL NUMBER</u>	<u>ASSET/ID NUMBER</u>	<u>CALIBRATED LAST:</u>	<u>CALIBRATION DUE:</u>
CHAMBER	TENNEY	15STR-100350	0305		
CHART RECORDER	HONEYWELL	DR4501-1000	0593	<u>NOT USED</u>	
CHART RECORDER	BRISTOL	1G2A500-14A	0305B	<u>2-01-06</u>	<u>8-01-06</u>
CHART RECORDER	BRISTOL	1G2A500-14A	0305C	<u>NOT USED</u>	

ENVIRONMENT ASSOCIATES, INC.

JOB NUMBER 26792-0316342

**EQUIPMENT LIST**

TEST DESCRIPTION: Humidity

EQUIPMENT DESCRIPTION: \_\_\_\_\_ MANUFACTURER: \_\_\_\_\_ MODEL NUMBER: \_\_\_\_\_ ASSET/ID NUMBER: \_\_\_\_\_ CALIBRATED LAST: \_\_\_\_\_ CALIBRATION DUE: \_\_\_\_\_

CHAMBER: THERMOTRON SM 16C REFERENCE: 3-01-06 9-01-06  
 CHART RECORDER: HONEYWELL 1272  
 POWER SUPPLY: HARRISON 701283  
 MULTIMETER: FLUKE J1 72230100

MIL-STD-810C

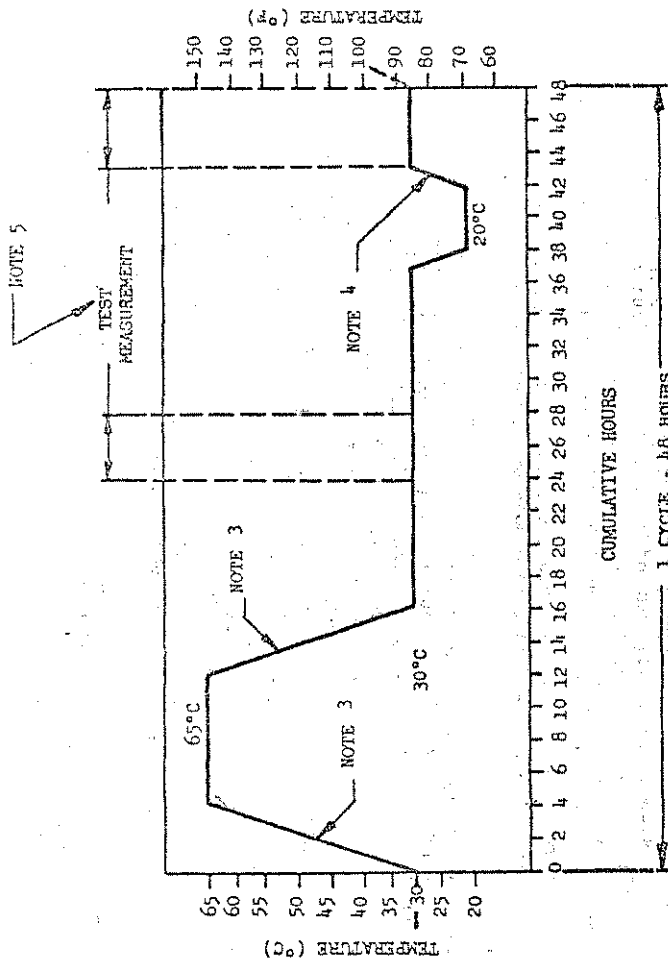


FIGURE 507.1-2. Humidity Cycle Procedures II and III



JOB NUMBER 26792-0316342


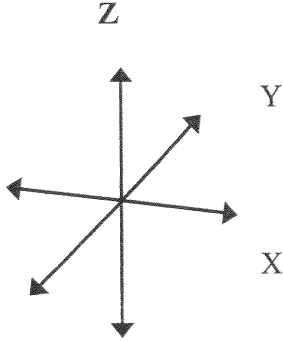
EQUIPMENT LIST

TEST DESCRIPTION	EQUIPMENT DESCRIPTION	MANUFACTURER	MODEL NUMBER	I.D. NUMBER	CALIBRATED LAST	CALIBRATION DUE
SAND & DUST	CHAMBER	HOOVER	010	0205	VERIFIED	<u>1-03-06</u>
	CHART RECORDER	PARTLOW	4440-000-0011-00	86F0304	<u>1-03-06</u>	<u>1-03-06</u>
LAST VERIFICATION PERFORMED: <u>2-03-06</u> DUE: <u>8-03-06</u>						
HUMIDITY: <u>3.7%</u>						
VELOCITY, HIGH: <u>1772 FT./MIN.</u>						
VELOCITY, LOW: <u>482 FT./MIN.</u>						
DUST CONCENTRATION: <u>0.213 GRAM/FT<sup>3</sup></u>						
ANEMOMETER	EXTECH		407133	Q151437	<u>11-10-05</u>	<u>11-10-06</u>
RH INDICATOR	VAISALA		141	Z1720038	<u>11-11-05</u>	<u>11-11-06</u>
POWER SUPPLY	HARRISON		6200A	7C1283	PRIOR TO TEST	
MULTIMETER	FLUKE		11	72230100	<u>1-03-06</u>	<u>7-03-06</u>

### Test Data

STARTED <b>4/19/06</b>	CUSTOMER <b>TUV AMERICA</b>	TECHNICIAN (SIGNATURE) <i>[Signature]</i>
DATE COMPLETED <b>4/20/06</b>	SPECIMEN DESCRIPTION <b>LIND DC/DC ADAPTER</b>	ENGINEER (SIGNATURE) <i>Martin R. Bayler</i>
TEMPERATURE (LABORATORY) <b>75 °F</b>	TYPE OF TEST <b>VIBRATION &amp; SHOCK</b>	ENGINEER
HUMIDITY (LABORATORY) <b>40 %</b>	TEST SPECIFICATION <b>QTP DC601038 REV.A</b>	PARAGRAPH NUMBER <b>6.2, 6.3</b>
SPECIMEN NUMBER <b>M/N MIL1566-1720X SAMPLE 1</b>		JOB NUMBER <b>26792-0316342</b>

#### AXIS DEFINITION :

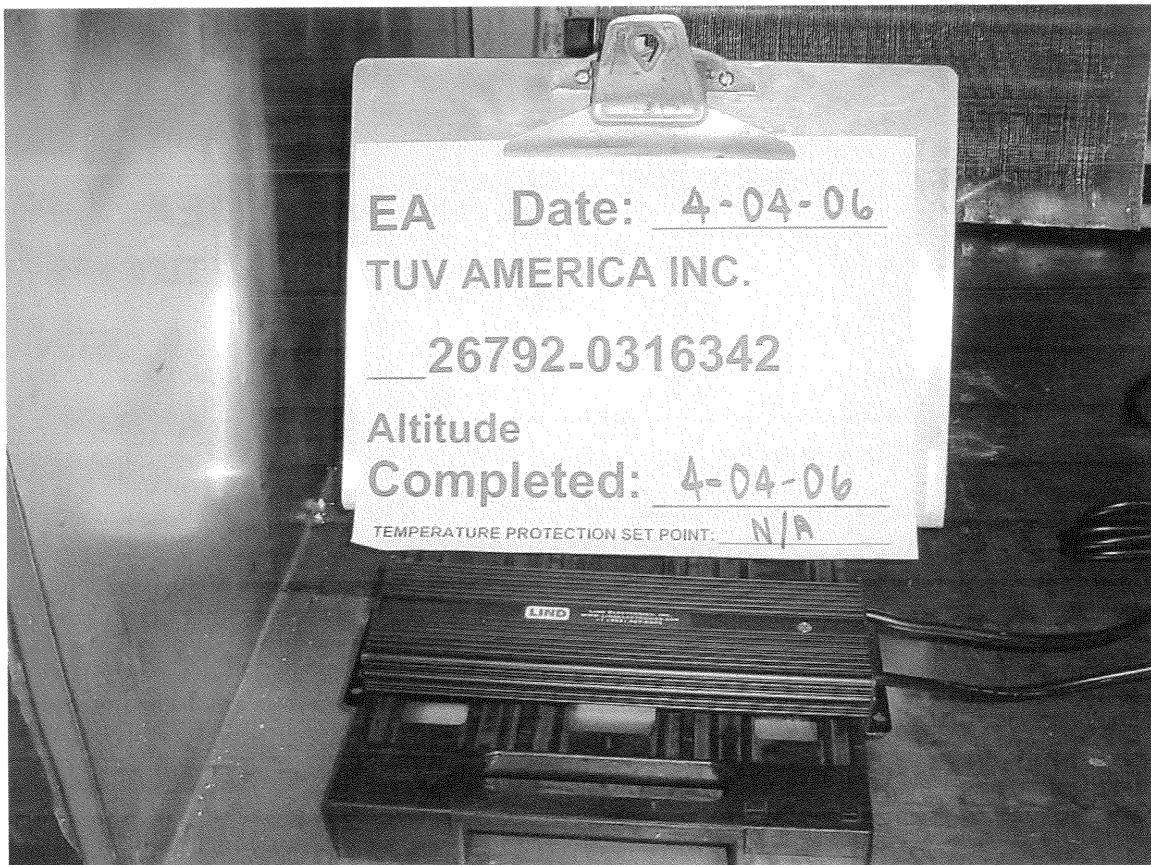


#### EQUIPMENT LIST

	MANUFACTURER	MODEL NUMBER	I.D. NUMBER	CALIBRATION LAST	CALIBRATION DUE
VIBRATION CONTROLLER	DATA PHYSICS	DP 550	C620	2/3/06	8/3/06
SHAKER	LDS	V894	130	Prior To Test	
AMPLIFIER	LDS	SPA56K	SP8166-1	Prior To Test	
TORQUE WRENCH	CONSOLIDATED DEVICES	301 DIN	0426	3/14/06	9/14/06
DVM	FLUKE	11	C697	1/3/06	7/3/06
ACCELEROMETER	DYTRAN	3056B2	1383	3/3/06	9/3/06
CURRENT SOURCE	↓	4121	1280	3/16/06	9/16/06
POWER SUPPLY	HARRISON LABS	6266A	0272		REFERENCE




TYPICAL TEST SET UP



4/4/2006



TYPICAL TEST SET UP



4/6/2006



TYPICAL TEST SET UP



4/10/2006



TYPICAL TEST SET UP



4/19/2006

APPENDIX III

NOTICE OF TEST DEVIATION

The total number of pages in  
this Appendix is 2



Notice Of Test Deviation

Our Job No.: 26792-0316342  
Deviation No.: 1  
P. O. Number: 19447

To: TUV America  
Attention: Anita Westman  
Test Specimen: DC/DC Converter  
Part Number: MIL1566-1720  
Specification: D0601038 Rev. A  
Deviation Reported To: Anita Westman  
Date: 4-10-06  
Reported By: Marty Baxter

Serial Number(s): Sample # 2  
Paragraph No.: 6.4

Via: Telecon

Specification Requirements:

Step 5. Stop the dust feed. Reduce the test section air velocity to approximately 1.5 m/s and adjust the temperature to standard ambient conditions.

Description of Deviation:

This step should not be at ambient conditions but must include the transition to +60 degrees celcius.

Corrective Action Taken:

Temperature was raised to +60 degrees celcius and the conditions were maintained for 1 hour following test chamber temperature stabilization.

Specimen Disposition:

Complete exposure as specified by Steps 7 through 12 of the test procedure.

Comments/Recommendations:

Test Witness:  
Representing:

Technician:  
Test Engineer: *Martin R. Baxter*  
Quality Manager:

Distribution: Customer  
Contracts  
QC  
GSI  
File  
Work Book




## APPENDIX F

### ENVIRONMENTAL TEST REPORT

NO. EC706950

By

TÜV SÜD America Inc



**TEST REPORT NUMBER:** EC706950 Rev C

**EQUIPMENT TESTED:** Power Supply

**MODEL NO(S):** MIL1566-1720

**SERIAL NO(S):** System Unit 1

**TEST DATE(S):** 26 -28 September 2007  
01-02 October 2007

**PREPARED FOR:** Lind Electronic Design Co., Inc.  
6404 Cambridge St.  
Minneapolis MN 55426-4420

**CUSTOMER REQUESTER:** Tom Martin  
952-927-6303

**TEST LOCATION:** TÜV SÜD America Inc  
New Brighton Laboratory  
1775 Old Highway 8 NW, Suite 104  
New Brighton Minnesota 55112-1891 USA  
651 631 2487

**PREPARED BY:** TÜV SÜD America Inc  
New Brighton Laboratory  
1775 Old Highway 8 NW, Suite 104  
New Brighton Minnesota 55112-1891 USA  
651 631 2487

*TÜV SÜD America Inc reports apply only to the specific samples tested under stated test conditions. It is the manufacturer's responsibility to assure that additional production units of this model are manufactured with identical electrical and mechanical components. TÜV SÜD America Inc shall have no liability for any deductions, inferences or generalizations drawn by the client or others from TÜV SÜD America Inc issued reports.*

*This report is the confidential property of the client. As a mutual protection to our clients, the public and ourselves, extracts from the test report shall not be reproduced except in full without our written approval. This report shall not be used by the client to claim product endorsement by NVLAP, NIST, or any agency of the US government.*

*TÜV SÜD America Inc and its professional staff hold government and professional organization certifications and are members of AAMI, ACIL, AEA, ANSI, IEEE, NARTE, and VCCI.*

*NVLAP Lab Code #100271-0 Scope of Accreditation includes*

*RTCA/DO-160 Test Methods Sections 15, 16, 17, 18, 19, 20 (CS & RS), 22 and 25.*

*MIL-STD-462 Test Methods CE01, CE02, CE03, CE04, CE07, CS01, CS02, CS06, CS09, RE01, RE02, RS01, RS02, RS03, RS06,*

*MIL-STD-462 Version D Methods CE101, CE102, CE106, CS101, CS109, CS114, CS115, CS116, RE101, RE102, RS101 and RS103.*

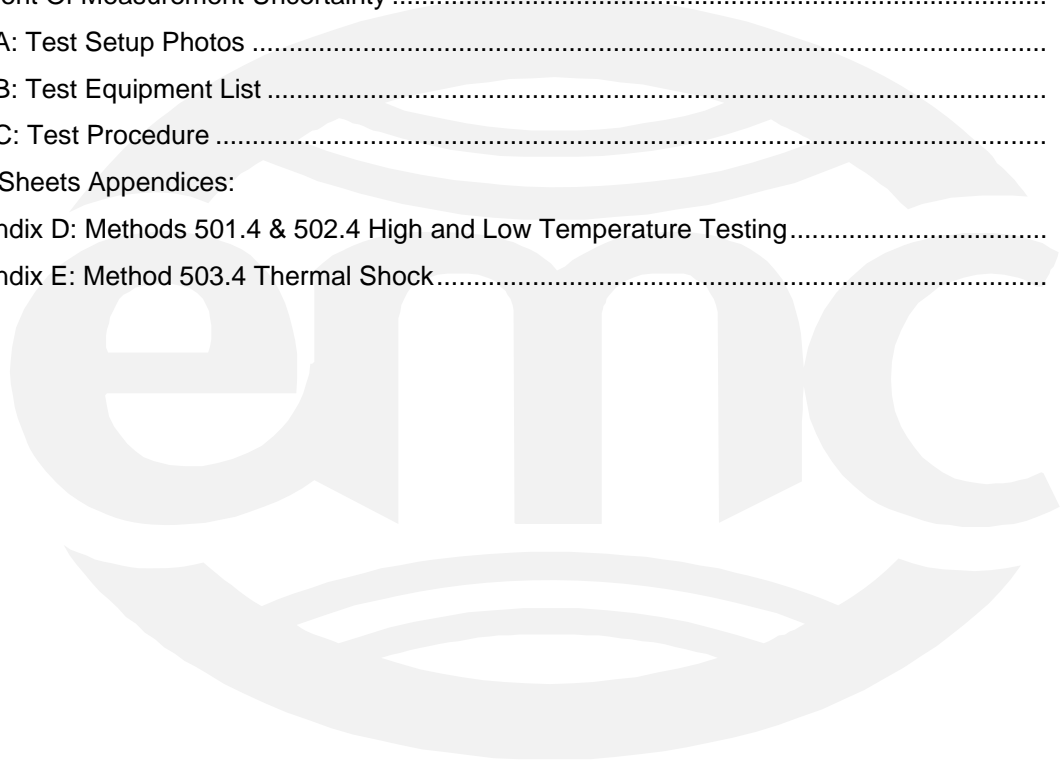
*MIL-STD-461 Version E Methods CE101, CE102, CS101, CS103, CS104, CS109, CS114, CS115, CS116, RE101, RE102, RS101 and RS103.*

## REVISION RECORD

REVISION	TOTAL NUMBER OF PAGES	DATE	DESCRIPTION
A	18	26 October 2007	Initial Release
B	18	30 October 2007	Input actual test temperature into paragraph's 2.1 & 2.2.
C	18	19 May 2011	<p>Update to MIL-STD-810G. Engineering review determined that no additional testing was required to update the standard from MIL-STD-810F to MIL-STD-810G.</p> <ul style="list-style-type: none"> <li>• Page 4: <ul style="list-style-type: none"> <li>○ Standards/Documents <ul style="list-style-type: none"> <li>▪ Correct typo on date of MIL-STD-810F from "14 July 1989" to "01 January 2000".</li> <li>▪ Added MIL-STD-810G.</li> </ul> </li> <li>○ Section 1.0 - Added " After an engineering review, it was determined that the MIL1566-1720 is also compliant to the requirements of MIL-STD-810G, for the tests covered by this report, with no additional testing required." as second paragraph.</li> </ul> </li> <li>• Page 5, Section 2.0: Added " After an engineering review, it was determined that the MIL1566-1720 is also compliant to the requirements of MIL-STD-810G, for the tests indicated below, with no additional testing required." as third paragraph</li> </ul>

**DIRECTORY**

Revision Record.....	2
1.0 Test Summary.....	4
2.0 Test Results.....	5
2.1 Method 501.4 High Temperature Testing.....	5
2.2 Method 502.4 Low Temperature Testing .....	5
2.3 Method 503.4 Thermal Shock Testing .....	5
3.0 Modifications Required To Pass.....	5
4.0 Test Specification Deviations: Additions To Or Exclusions From .....	5
5.0 Statement Of Measurement Uncertainty .....	5
Appendix A: Test Setup Photos .....	6 - 9
Appendix B: Test Equipment List .....	10 - 11
Appendix C: Test Procedure .....	12 - 13
Test Data Sheets Appendices:	
Appendix D: Methods 501.4 & 502.4 High and Low Temperature Testing.....	14 - 16
Appendix E: Method 503.4 Thermal Shock.....	17 - 18



**TEST REPORT NO.: EC706950 Rev C**

COMPANY: Lind Electronics Design Company, Inc.

EQUIPMENT UNDER TEST:  
Power Supply

REQUESTER: Tom Martin

PHONE #: 952-927-6303

Model No(s): MIL1566-1720

Serial No(s): System Unit 1

DATE(S) TESTED: 26-28 September 2007 and  
01-02 October 2007

**STANDARDS / DOCUMENTS:**

MIL-STD-810F – Department of Defense Test Method Standard for Environmental Engineering Considerations and Laboratory Tests, dated 01 January 2000.

MIL-STD-810G – Department of Defense Test Method Standard for Environmental Engineering Considerations and Laboratory Tests, dated 31 October 2008.

E-mail communication from Tom Martin to Steve Siech, dated 25 September 2007.

**1.0 TEST SUMMARY**

Environmental testing was performed on one Model MIL1566-1720 Power Supply at the New Brighton Laboratory of TÜV SÜD America Inc located in New Brighton, Minnesota. The test requirements and procedures were specified in MIL-STD-810F, and in an e-mail communication from Tom Martin to Steve Siech, dated 25 September 2007.

After an engineering review, it was determined that the MIL1566-1720 is also compliant to the requirements of MIL-STD-810G, for the tests covered by this report, with no additional testing required.

The information presented in this report is, to the best of our knowledge, true and correct in all respects.

Tested By:



Stephen J Siech  
EMC/Environmental Technician

Written By:



Jolene S Polosky  
Senior EMC Technical Writer

Reviewed By:



James E Mills  
Environmental Lead Engineer

## 2.0 TEST RESULTS

All testing was performed to MIL-STD-810F, and per e-mail communication from Tom Martin to Steve Siech, dated 25 September 2007. The Equipment Under Test was one Power Supply, made up of Model MIL1566-1720. The Power Supply was identified as Unit 1. Testing was performed in accordance with the Documents referenced in Section 1.0, utilizing TÜV America's Environmental Lab test chambers, fixtures, and test equipment as indicated in Appendix B.

The EUT was monitored for functionality during testing by customer-provided hardware.

MIL-STD-810F MIL-STD-810G Test Method	Description	Requirement	Result	Test Photos/Data Appendices
501.4 <sup>(1)</sup>	High Temperature	MIL-STD-810F and MIL-STD-810G	Pass	A / D
502.4 <sup>(1)</sup>	Low Temperature	MIL-STD-810F and MIL-STD-810G	Pass	A / D
503.4 <sup>(1)</sup>	Thermal Shock	MIL-STD-810F and MIL-STD-810G	Pass	A / E

<sup>(1)</sup> Test Methods not covered under NVLAP Lab Code #100271-0 Scope of Accreditation

After an engineering review, it was determined that the MIL1566-1720 is also compliant to the requirements of MIL-STD-810G, for the tests indicated below, with no additional testing required.

### 2.1 HIGH TEMPERATURE TESTING

High Temperature testing was performed on the unit indicated in Section 2.0, according to the requirements of MIL-STD-810F, Section 501.4. High temperature was achieved at +60° Celsius and stabilized for 2 hrs. The EUT was monitored during ramp to temperature and for 2 hrs after reaching temperature for EUT stabilization. Upon completion of High Temperature testing, the EUT operated normally and there was no apparent damage or degradation to the unit as a result of the testing.

### 2.2 LOW TEMPERATURE TESTING

Low Temperature testing was performed on the unit indicated in Section 2.0, according to the requirements of MIL-STD-810F, Section 502.4. Low temperature was achieved at -40° Celsius and stabilized for 2 hrs. The EUT was monitored during ramp to temperature and for 2 hrs after reaching temperature for EUT stabilization. Upon completion of Low Temperature testing, the EUT operated normally and there was no apparent damage or degradation to the unit as a result of the testing.

### 2.3 THERMAL SHOCK TESTING

Thermal Shock testing was performed on the unit indicated in Section 2.0, according to the requirements of MIL-STD-810F, Section 503.4. The EUT was monitored for 10 cycles of -40°C to +85°C with 30 minute dwells at each temperature. Upon completion of Thermal Shock testing, the EUT operated normally and there was no apparent damage or degradation to the unit as a result of the testing.

### 3.0 MODIFICATIONS REQUIRED TO PASS:

There were no modifications made to the EUT at the time of test.

### 4.0 TEST SPECIFICATION DEVIATIONS: ADDITIONS TO OR EXCLUSIONS FROM:

No deviations from the test specification were done for any test method performed.

### 5.0 STATEMENT OF MEASUREMENT UNCERTAINTY

The data and results referenced in this document are accurate. The reader is cautioned that there is some measurement variability due to the tolerances of the test equipment that can contribute to a nominal product measurement uncertainty. Furthermore, component differences and manufacturing process variability of production units similar to that tested may result in additional product uncertainty. If necessary, refer to the test lab for the actual measurement uncertainty for specific tests.

## APPENDIX A

### TEST SETUP PHOTOS



Test Setup Photos:

Mil-Std-810F, Methods 501.4 and 502.4 (High and Low Temperature)






Test Setup Photos:  
Mil-Std-810F, Methods 503.4 (Thermal Shock)



Test Setup Photos:  
Mil-Std-810F, Methods 503.4 (Thermal Shock)



## APPENDIX B

### TEST EQUIPMENT LIST



**TEST EQUIPMENT**

Use of the calibrated equipment listed in this report ensures traceability to national and international standards.

Test #	Test Description / Performed by
1	High Temperature \ Low Temperature / SJS
2	Thermal Shock / SJS

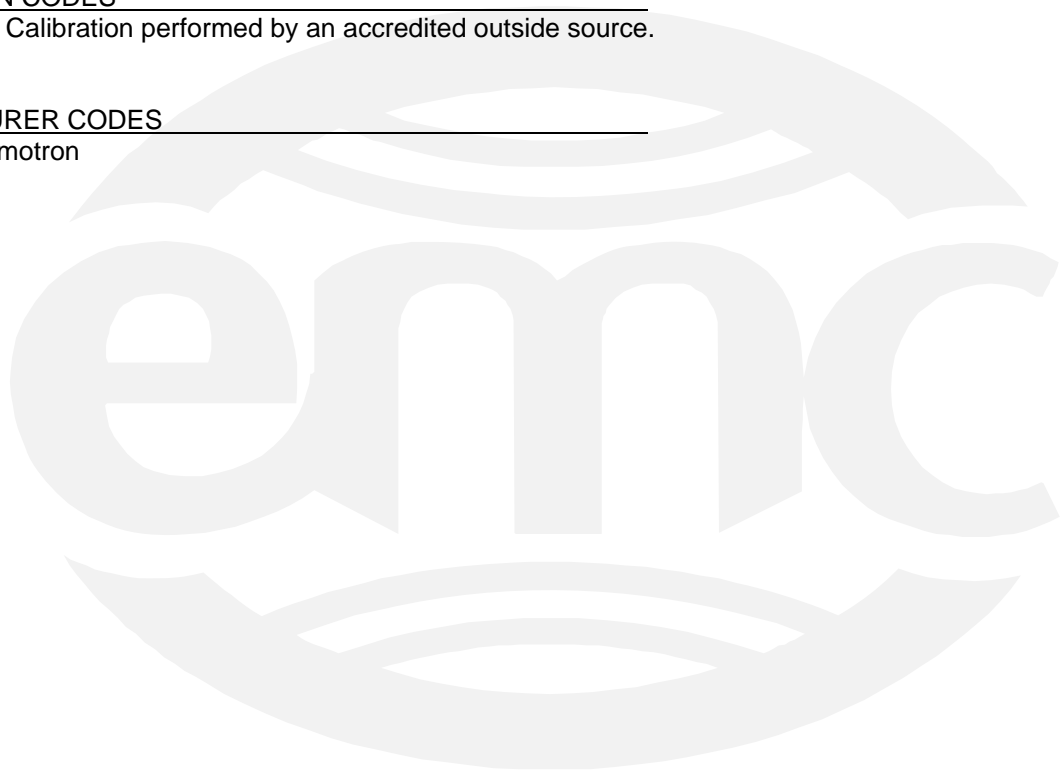
Test #	Mfr	Model	Serial	Description	Cal Code/ Due Date	Asset ID
1	TH	SM-8C Mini-Max	11754-S	8 cu. ft. Temperature/Humidity Chamber	G 15-Aug-08	2241
2	TH	ATS-320V-705	11598	Thermal Shock Chamber	G 14-Aug-08	2228

**CALIBRATION CODES**

Cal Code G = Calibration performed by an accredited outside source.

**MANUFACTURER CODES**

TH Thermotron



## APPENDIX C

### TEST REQUIREMENTS



## Siech, Stephen

---

**From:** Tom Martin [tmartin@lindelectronics.com]  
**Sent:** Tuesday, September 25, 2007 12:02 PM  
**To:** Siech, Stephen  
**Cc:** Aigner Jay  
**Subject:** Mil Std 810F test parameters

Steve,

Method 501.4 (High Temperature) of MIL-STD-810F

2.2.2.b.2 Procedure II - Operation with constant temperature exposure.

Per 2.3.3 "For constant temperature exposure, soak the test item until its temperature has stabilized and maintain the test temperature at least two hours following stabilization."

So the test should be 60C for 2 hours after stabilization.

Method 502.4 (Low Temperature) of MIL-STD-810F

2.2.2 Procedure II - Operation

Per 4.5.3 Step 1. "With the test item in the test chamber, adjust the air temperature to the low operating temperature of the test item as specified in the test plan. Maintain at least two hours following temperature stabilization of the test item."

So the test should be -40C for 2 hours after stabilization.

Method 503.4 Temperature Shock of MIL-STD-810F

10 cycles of -40C to 85C, with 30 minute dwells at each temperature.

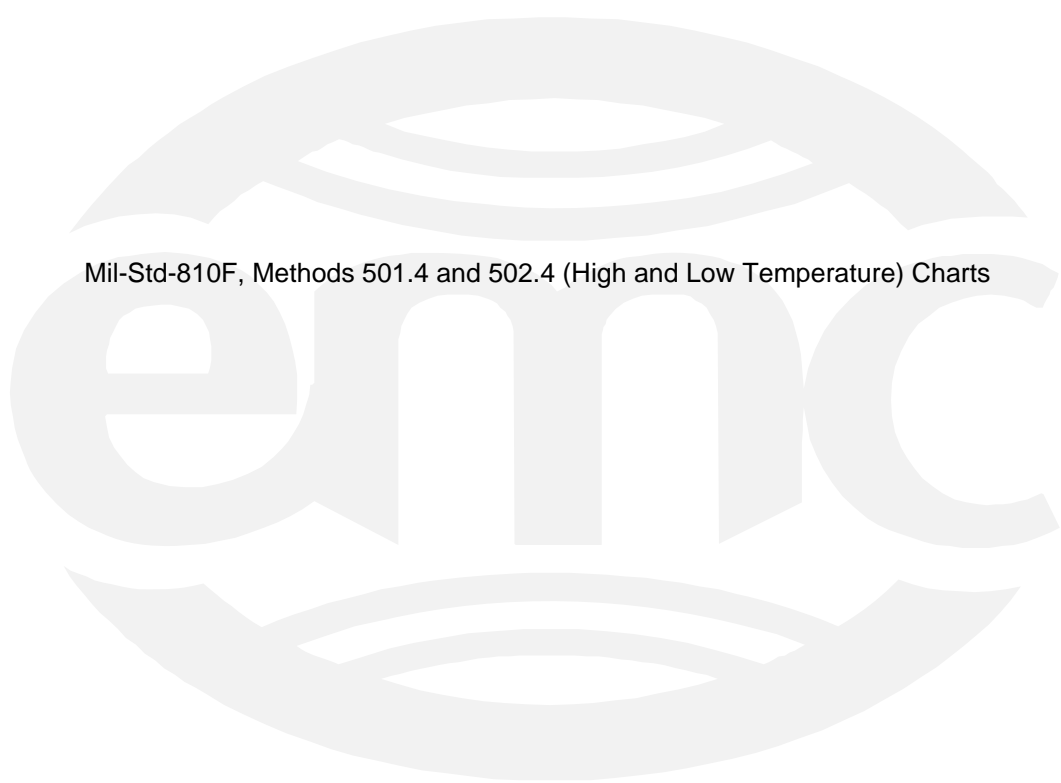
Let me know if you have any other needs.

Thanks,  
Tom Martin  
Lind Electronics

## APPENDIX D

### TEST DATA

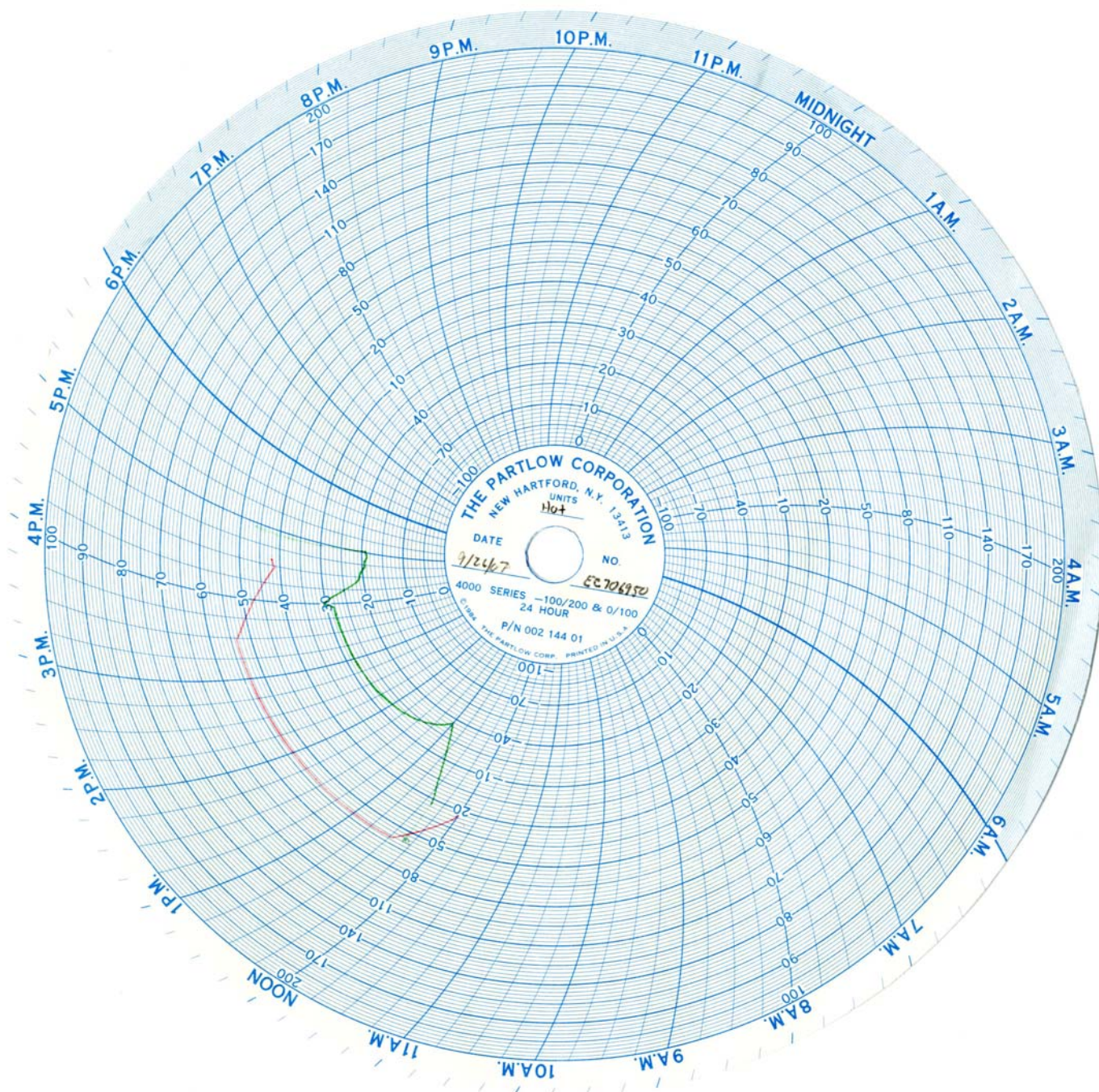
Mil-Std-810F, Methods 501.4 and 502.4 (High and Low Temperature) Charts



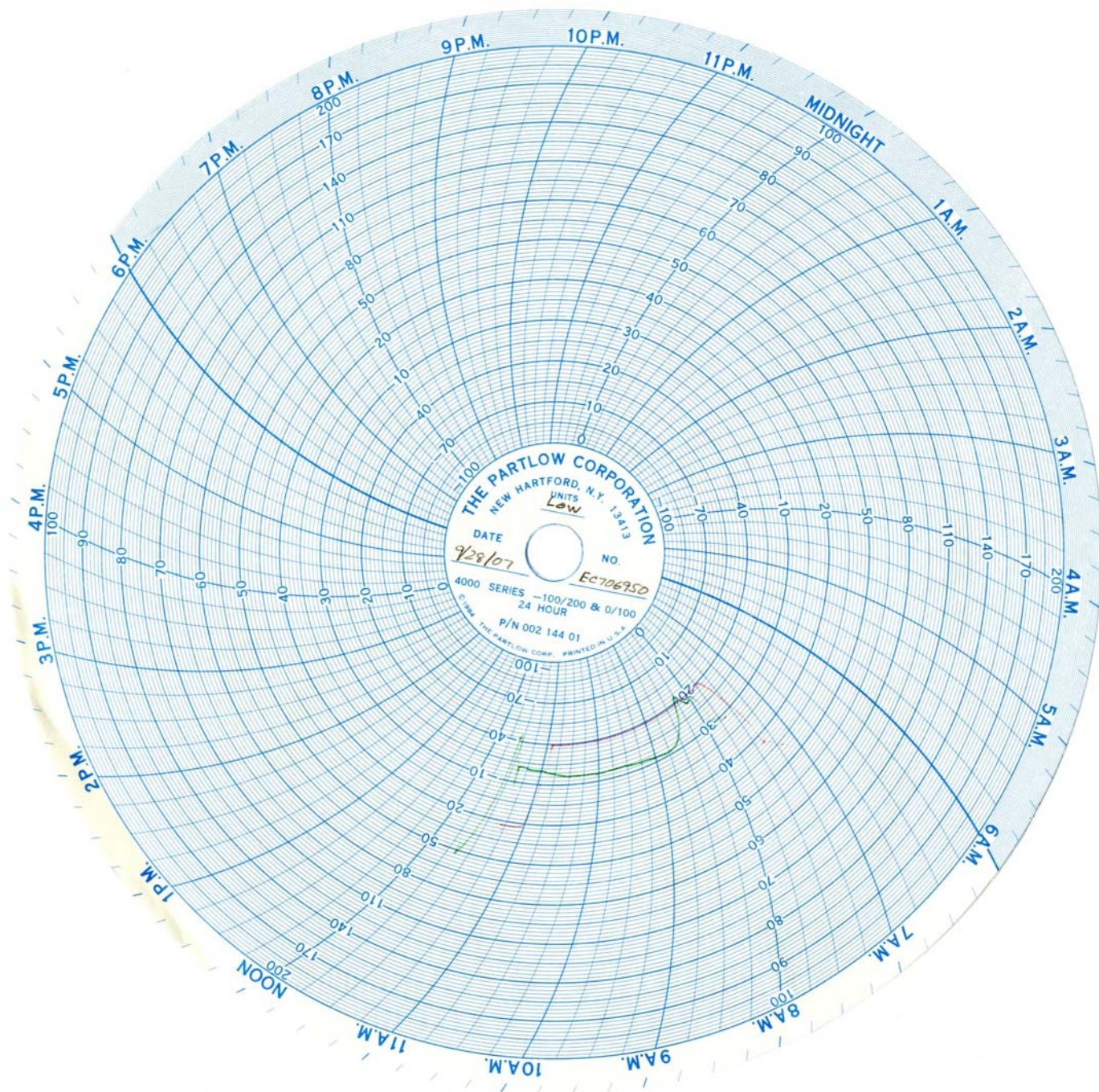




America







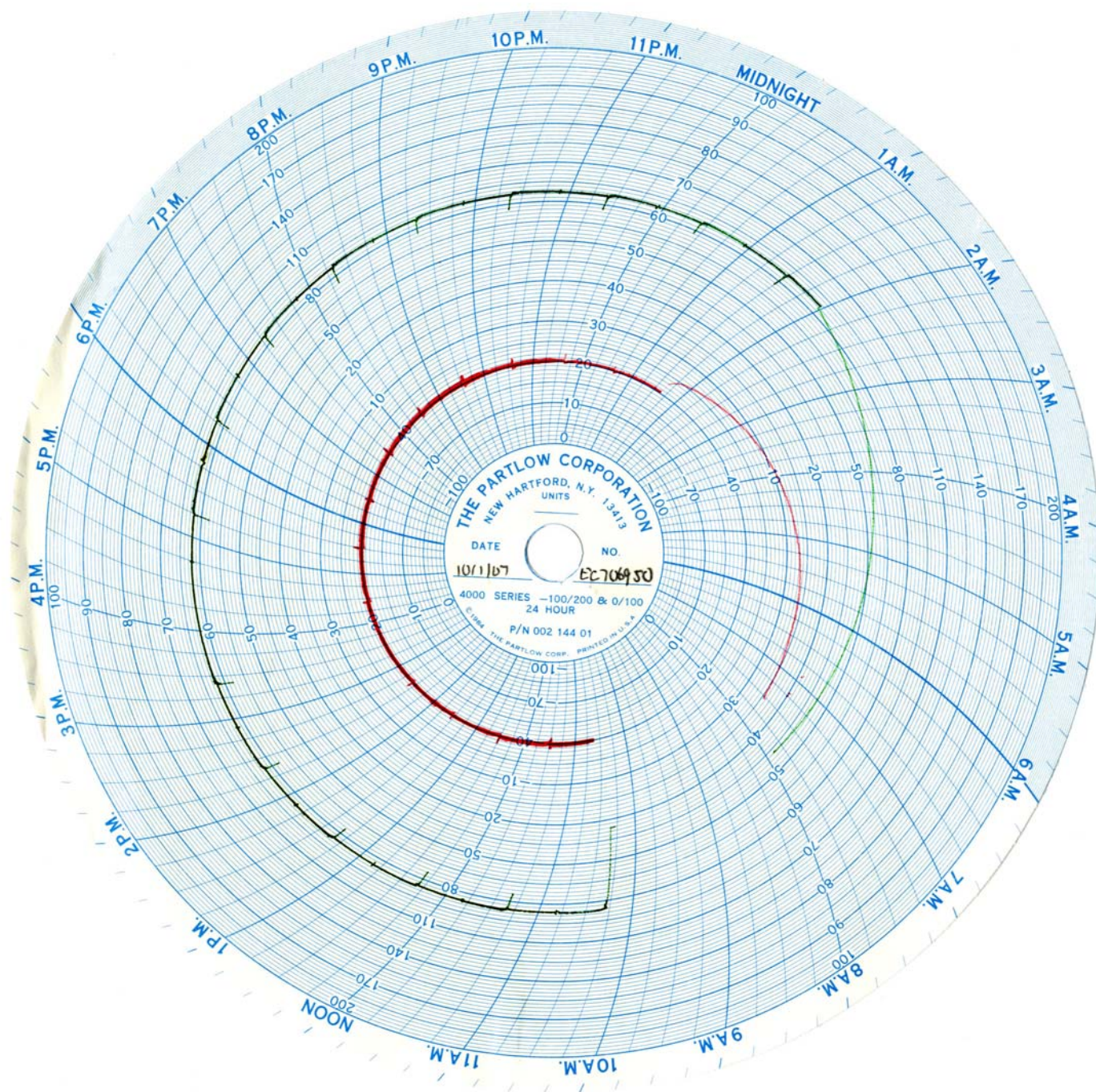
## APPENDIX E

### TEST DATA

Mil-Std-810F, Methods 503.4 (Thermal Shock) Chart







## APPENDIX G

ADDITIONAL 13 APRIL 2011 TESTING  
ON MODELS MIL-1566-XXXX and MIL2050-XXXX

MIL-STD 461E and MIL-STD 461F  
RE102  
2 MHz to 30 MHz only

Test Setup Photos  
Test Equipment List  
RE102 Test Data



Representative Test Setup Photo(s):  
MIL-STD 461F RE102: Radiated Emissions - Electric Field  
2 MHz - 30 MHz



## TEST EQUIPMENT

Use of the calibrated equipment listed in this report ensures traceability to national and international standards.

Test#	Test Description / Operator
1	Mil Std 461E/F, RE102 / mjw

Test#	Mfr	Model	Serial	Description	Cal Code/ Cal Due	Asset ID
1	AGT	E4440A	MY42510427	Spectrum Analyzer PSA	G 27 May 11	NBLE03366
1	AHS	SAS-200/550-1	271	Antenna Active Rod	B 23 Aug 11	NBLE03242
1	AHS	SAS-571	812	Antenna DRG Horn	G 17 Jun 11	NBLE10473
1	EC	3106	2002	Ridge Guide Ant .2-2 GHz	G 23 Mar 12	NBLE02072
1	EM	6912	635	Antenna, Bicon 20 -300MHz	G 02 Sep 11	NBLE03346
1	EM	LPA-25	036	Log Per. Ant 0.2-1 GHz	Y	NBLE02090
1	HP	83640B/001/00	3420A01080	Sweep Generator 40GHz	G 27 Oct 11	NBLE10468
1	HP	8447D	1616A00688	Preamp 0.1-1300 MHz	B 23 Aug 11	NBLE02667
1	MQ	AMF5D010180	390148	Pre-Amplifier 0.1-18 GHz	G 01 Dec 11	NBLE02610
1	MTE	12-12	21553 MB	12-18 GHz Horn Antenna	Y	NBLE10367
1	RS	SMY02	DE13009	Signal Gen 9 kHz-2.08 GHz	G 03 Feb 12	NBLE02650
1	SO	8028-50-TS-24	982847	LISN, 50 uH, 50 Ohm, 24 Am	B 14 Dec 11	NBLE03006
1	SO	8028-50-TS-24	982850	LISN, 50 uH, 50 Ohm, 24 Am	B 14 Dec 11	NBLE03009
1	TUV	10pF	1	Capacitor 10pF in line	B 09 Mar 12	NBLE10304

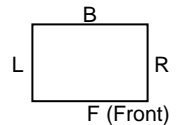
## CALIBRATION CODES

Cal Code B =	Calibration verification performed internally.
Cal Code G =	Calibration performed by an accredited outside source.
Cal Code Y =	a. Calibration not required when used with other calibrated equipment; or b. Passive device that does not require calibration.

## MANUFACTURER CODES

AGT	Agilent Technologies	HP	Hewlett-Packard	SO	Solar Electronics
AHS	AH System	MQ	Miteq	TUV	TUV SUD America
EC	EMCO/EMC Test	MTE	MI Technologies		
EM	Electro-Metrics	RS	Rohde & Schwarz		

# Radiated Emissions



Test Report #: NC1101387 Test Area: 3

EUT Model #: MIL1566-XXXX Date: 13 April, 2011

EUT Serial #: None EUT Power: 24 VDC Temperature: 24 °C

Test Method: Mil Std 461F, RE102 and Mil Std 461E, RE102 Air Pressure: 98.6 kPa

Customer: Lind Electronics Relative Humidity: 28 %

EUT Description: DC to DC Converter Page: 1 of 46

Notes: \_\_\_\_\_

Data File Name: T:\13xx\1387\Data\4-13-11\temp\1387RE01-active rod test for 1566.ema

## Report Number: 1

Frequency	Transducer	POL	Ant Dist	Side	EM Type	OP Mode	Notes:	P/F?
2.000 MHz - 10.000 MHz	Active Rod	N/A	N/A	N/A	N/A	System Check	At 2 MHz	Pass

Peak Over/Under Limit Value: -3.05dB @ 2.00000000MHz

## Report Number: 2

Frequency	Transducer	POL	Ant Dist	Side	EM Type	OP Mode	Notes:	P/F?
2.000 MHz - 10.000 MHz	Active Rod	N/A	N/A	N/A	N/A	System Check	At 8 MHz	Pass

Peak Over/Under Limit Value: -5.62dB @ 8.00000000MHz

## Report Number: 3

Frequency	Transducer	POL	Ant Dist	Side	EM Type	OP Mode	Notes:	P/F?
10.000 MHz - 30.000 MHz	Active Rod	N/A	N/A	N/A	N/A	System Check	At 30 MHz	Pass

Peak Over/Under Limit Value: -3.54dB @ 30.00000000MHz

## Report Number: 4

Frequency	Transducer	POL	Ant Dist	Side	EM Type	OP Mode	Notes:	P/F?
10.000 MHz - 30.000 MHz	Active Rod	N/A	N/A	N/A	N/A	System Check	At 30 MHz	N/A

Peak Over/Under Limit Value: 18.48dB @ 30.00000000MHz

Tested by: Michael Westman  
Printed

Signature

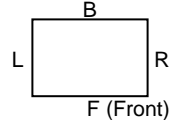
Reviewed by: Gerald V. Anderson  
Printed

Signature

Mode of Operation Key	
#	Description
1	
2	
3	
4	
5	

J:\REPORTS\2006\10xx\1038\Rpt\_Docs\2011\1566+2050\1387-RE102-1566-with tab data-mjw-gva.doc

# Radiated Emissions



Test Report #: NC1101387 Test Area: 3  
 EUT Model #: MIL1566-XXXX Date: 13 April, 2011  
 EUT Serial #: None EUT Power: 24 VDC Temperature: 24 °C  
 Test Method: Mil Std 461F, RE102 and Mil Std 461E, RE102 Air Pressure: 98.6 kPa  
 Customer: Lind Electronics Relative Humidity: 28 %  
 EUT Description: DC to DC Converter Page: 2 of 46

Notes: \_\_\_\_\_

Data File Name: T:\13xx\1387\Data\4-13-11\temp\1387RE01-active rod test for 1566.ema

## Report Number: 5

Frequency	Transducer	POL	Ant Dist	Side	EM Type	OP Mode	Notes:	P/F?
2.000 MHz - 10.000 MHz	Active Rod	V	1 m	Front	N/A	Ambient	Per Mil Std 461E	Pass
10.000 MHz - 30.000 MHz	Active Rod	V	1 m	Front	N/A	Ambient	Per Mil Std 461E	Pass

Peak Over/Under Limit Value: -6.18dB @ 15.10000000MHz

## Report Number: 6

Frequency	Transducer	POL	Ant Dist	Side	EM Type	OP Mode	Notes:	P/F?
2.000 MHz - 10.000 MHz	Active Rod	V	1 m	Front	N/A	Ambient	Per Mil Std 461F	Pass
10.000 MHz - 30.000 MHz	Active Rod	V	1 m	Front	N/A	Ambient	Per Mil Std 461F	Pass

Peak Over/Under Limit Value: -8.68dB @ 24.02000000MHz

## Report Number: 7

Frequency	Transducer	POL	Ant Dist	Side	EM Type	OP Mode	Notes:	P/F?
2.000 MHz - 10.000 MHz	Active Rod	V	1 m	Front	N/A	Fully OP	Per Mil Std 461E	Pass
10.000 MHz - 30.000 MHz	Active Rod	V	1 m	Front	N/A	Fully OP	Per Mil Std 461E	Pass

Peak Over/Under Limit Value: -3.00dB @ 28.76000000MHz

## Report Number: 8

Frequency	Transducer	POL	Ant Dist	Side	EM Type	OP Mode	Notes:	P/F?
2.000 MHz - 10.000 MHz	Active Rod	V	1 m	Front	N/A	Fully OP	Per Mil Std 461F	Pass
10.000 MHz - 30.000 MHz	Active Rod	V	1 m	Front	N/A	Fully OP	Per Mil Std 461F	Pass

Peak Over/Under Limit Value: -7.93dB @ 12.52000000MHz

Tested by: Michael Westman  
Printed

Signature

Reviewed by: Gerald V. Anderson  
Printed

Signature

Mode of Operation Key	
#	Description
1	
2	
3	
4	
5	

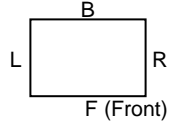
J:\REPORTS\2006\10xx\1038\Rpt\_Docs\2011\1566+2050\1387-RE102-1566-with tab data-mjw-gva.doc



# Radiated Emissions



America



FACE DEFINITION  
(TOP VIEW)

T = Top  
U = Under Side

Test Report #: NC1101387

Test Area: 3

EUT Model #: MIL1566-XXXX

Date: 13 April, 2011

EUT Serial #: None

EUT Power: 24 VDC

Temperature: 24 °C

Test Method: Mil Std 461F, RE102 and Mil Std 461E, RE102

Air Pressure: 98.6 kPa

Customer: Lind Electronics

Relative Humidity: 28 %

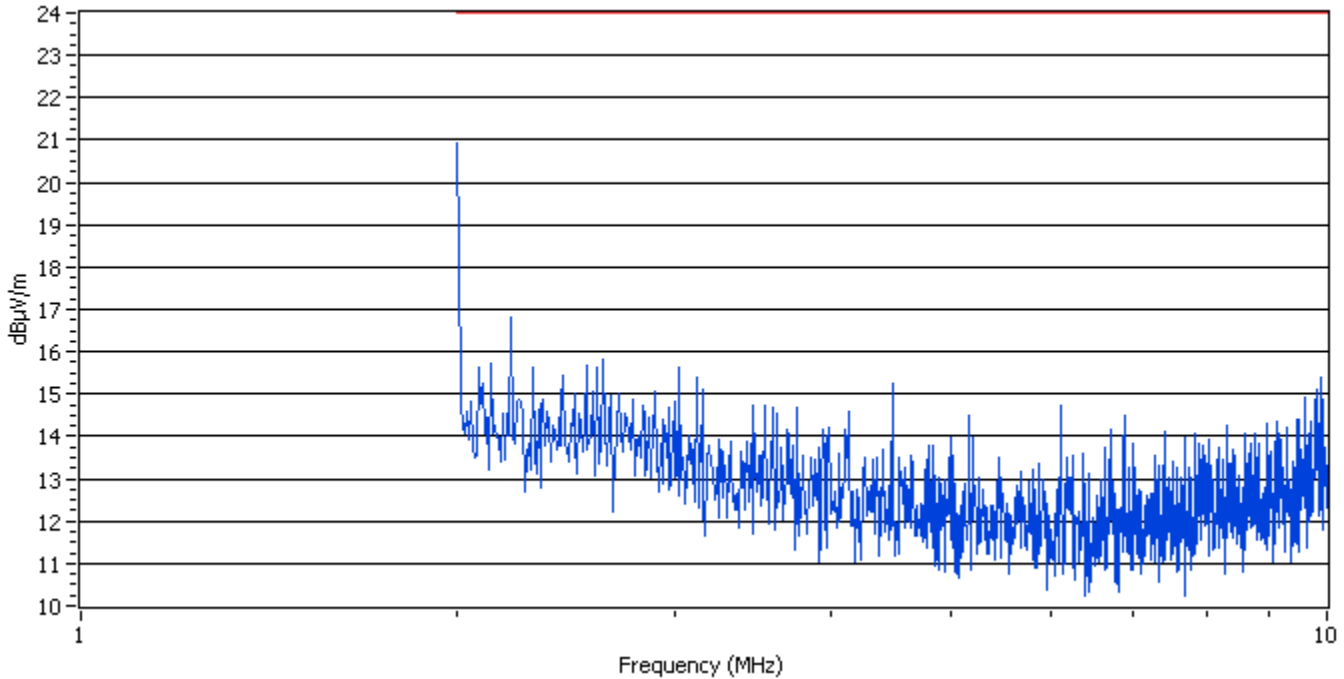
EUT Description: DC to DC Converter

Page: 3 of 46

Notes: \_\_\_\_\_

Data File Name: T:\13xx\1387\Data\4-13-11\temp\1387RE01-active rod test for 1566.ema

## Subreport Number: 1



Polarity: N/A

Mode of Operation: System Check at 2 MHz

Tested by: Michael Westman  
Printed

Signature

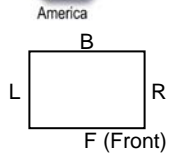
Reviewed by: Gerald V. Anderson  
Printed

Signature

Mode of Operation Key	
#	Description
1	
2	
3	
4	
5	

J:\REPORTS\2006\10xx\1038\Rpt\_Docs\2011\1566+2050\1387-RE102-1566-with tab data-mjw-gva.doc

# Radiated Emissions



Test Report #: NC1101387

Test Area: 3

FACE DEFINITION (TOP VIEW)

EUT Model #: MIL1566-XXXX

Date: 13 April, 2011

T = Top  
U = Under Side

EUT Serial #: None

EUT Power: 24 VDC

Temperature: 24 °C

Test Method: Mil Std 461F, RE102 and Mil Std 461E, RE102

Air Pressure: 98.6 kPa

Customer: Lind Electronics

Relative Humidity: 28 %

EUT Description: DC to DC Converter

Page: 4 of 46

Notes: \_\_\_\_\_

Data File Name: T:\13xx\1387\Data\4-13-11\temp\1387RE01-active rod test for 1566.ema

Frequency (MHz)	Receiver (dB)	Transducer (dB)	Cable Loss (dB)	Preamp (dB)	Final Data (dB)	Limit	Differential (dB)
2.0000000	19.55	1.30	0.10	0.00	20.95	24.00	-3.05
2.1360000	14.34	1.30	0.10	0.00	15.74	24.00	-8.26
2.2160000	15.41	1.30	0.10	0.00	16.81	24.00	-7.19
2.3040000	14.23	1.30	0.10	0.00	15.63	24.00	-8.37
2.3520000	13.45	1.30	0.11	0.00	14.86	24.00	-9.14
2.4400000	14.05	1.30	0.11	0.00	15.46	24.00	-8.54
2.5440000	14.26	1.30	0.11	0.00	15.67	24.00	-8.33
2.6240000	14.39	1.30	0.11	0.00	15.80	24.00	-8.20
2.7040000	13.61	1.30	0.11	0.00	15.02	24.00	-8.98
2.7760000	13.44	1.30	0.12	0.00	14.86	24.00	-9.14
2.8240000	13.30	1.30	0.12	0.00	14.72	24.00	-9.28
2.8880000	13.64	1.30	0.12	0.00	15.06	24.00	-8.94
3.0240000	14.19	1.30	0.12	0.00	15.61	24.00	-8.39
3.0720000	12.61	1.30	0.12	0.00	14.03	24.00	-9.97
3.1200000	13.96	1.30	0.12	0.00	15.38	24.00	-8.62
3.2480000	12.51	1.30	0.13	0.00	13.94	24.00	-10.06
3.3200000	12.47	1.30	0.13	0.00	13.90	24.00	-10.10
3.4240000	12.45	1.32	0.13	0.00	13.90	24.00	-10.10
3.4640000	13.24	1.34	0.13	0.00	14.71	24.00	-9.29
3.5360000	13.25	1.37	0.13	0.00	14.75	24.00	-9.25
3.6160000	13.00	1.40	0.13	0.00	14.53	24.00	-9.47
3.6880000	12.63	1.40	0.14	0.00	14.17	24.00	-9.83
3.7600000	13.16	1.40	0.14	0.00	14.70	24.00	-9.30
3.9040000	12.20	1.40	0.14	0.00	13.74	24.00	-10.26
3.9840000	12.65	1.40	0.14	0.00	14.19	24.00	-9.81
4.0640000	12.03	1.40	0.14	0.00	13.57	24.00	-10.43
4.1280000	13.04	1.40	0.14	0.00	14.58	24.00	-9.42
4.2000000	11.20	1.40	0.15	0.00	12.75	24.00	-11.25
4.2560000	11.97	1.40	0.15	0.00	13.52	24.00	-10.48
4.3600000	11.93	1.40	0.15	0.00	13.48	24.00	-10.52
4.4080000	12.14	1.40	0.15	0.00	13.69	24.00	-10.31
4.4800000	13.72	1.40	0.15	0.00	15.27	24.00	-8.73
4.6320000	11.99	1.40	0.15	0.00	13.54	24.00	-10.46
4.6480000	11.85	1.40	0.15	0.00	13.40	24.00	-10.60

Tested by: Michael Westman  
Printed

Signature

Reviewed by: Gerald V. Anderson  
Printed

Signature

Mode of Operation Key	
#	Description
1	
2	
3	
4	
5	

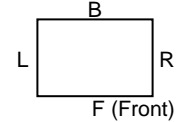
J:\REPORTS\2006\10xx\1038\Rpt\_Docs\2011\1566+2050\1387-RE102-1566-with tab data-mjw-gva.doc

# Radiated Emissions



Test Report #: NC1101387 Test Area: 3  
 EUT Model #: MIL1566-XXXX Date: 13 April, 2011  
 EUT Serial #: None EUT Power: 24 VDC Temperature: 24 °C  
 Test Method: Mil Std 461F, RE102 and Mil Std 461E, RE102 Air Pressure: 98.6 kPa  
 Customer: Lind Electronics Relative Humidity: 28 %  
 EUT Description: DC to DC Converter Page: 5 of 46

FACE DEFINITION  
(TOP VIEW)



Notes: \_\_\_\_\_

Data File Name: T:\13xx\1387\Data\4-13-11\temp\1387RE01-active rod test for 1566.ema

4.78400000	12.22	1.40	0.16	0.00	13.78	24.00	-10.22
4.83200000	12.21	1.40	0.16	0.00	13.77	24.00	-10.23
4.88800000	11.45	1.40	0.16	0.00	13.01	24.00	-10.99
5.00000000	12.39	1.40	0.16	0.00	13.95	24.00	-10.05
5.11200000	10.94	1.40	0.16	0.00	12.50	24.00	-11.50
5.16800000	12.94	1.40	0.16	0.00	14.50	24.00	-9.50
5.20000000	12.39	1.40	0.16	0.00	13.95	24.00	-10.05
5.30400000	11.20	1.40	0.17	0.00	12.77	24.00	-11.23
5.39200000	10.78	1.40	0.17	0.00	12.35	24.00	-11.65
5.46400000	11.94	1.40	0.17	0.00	13.51	24.00	-10.49
5.54400000	10.83	1.40	0.17	0.00	12.40	24.00	-11.60
5.67200000	11.60	1.40	0.17	0.00	13.17	24.00	-10.83
5.69600000	11.00	1.40	0.17	0.00	12.57	24.00	-11.43
5.81600000	11.64	1.40	0.17	0.00	13.21	24.00	-10.79
5.87200000	11.79	1.40	0.18	0.00	13.37	24.00	-10.63
5.92800000	11.13	1.40	0.18	0.00	12.71	24.00	-11.29
6.06400000	11.15	1.40	0.18	0.00	12.73	24.00	-11.27
6.11200000	13.14	1.40	0.18	0.00	14.72	24.00	-9.28
6.18400000	11.90	1.40	0.18	0.00	13.48	24.00	-10.52
6.24800000	11.96	1.40	0.18	0.00	13.54	24.00	-10.46
6.37600000	12.01	1.40	0.18	0.00	13.59	24.00	-10.41
6.44000000	11.52	1.40	0.18	0.00	13.10	24.00	-10.90
6.54400000	11.00	1.40	0.19	0.00	12.59	24.00	-11.41
6.63200000	12.17	1.40	0.19	0.00	13.76	24.00	-10.24
6.70400000	12.59	1.40	0.19	0.00	14.18	24.00	-9.82
6.74400000	11.34	1.40	0.19	0.00	12.93	24.00	-11.07
6.87200000	12.86	1.42	0.19	0.00	14.48	24.00	-9.52
6.88800000	11.85	1.43	0.19	0.00	13.47	24.00	-10.53
7.00000000	12.18	1.45	0.19	0.00	13.82	24.00	-10.18
7.07200000	11.07	1.47	0.19	0.00	12.73	24.00	-11.27
7.17600000	10.91	1.49	0.20	0.00	12.59	24.00	-11.41
7.25600000	10.97	1.50	0.20	0.00	12.67	24.00	-11.33
7.28000000	11.86	1.50	0.20	0.00	13.56	24.00	-10.44
7.42400000	12.40	1.50	0.20	0.00	14.10	24.00	-9.90
7.48000000	11.32	1.50	0.20	0.00	13.02	24.00	-10.98
7.52800000	11.72	1.50	0.20	0.00	13.42	24.00	-10.58
7.63200000	11.34	1.50	0.20	0.00	13.04	24.00	-10.96
7.68000000	12.28	1.50	0.20	0.00	13.98	24.00	-10.02

Tested by: Michael Westman  
Printed

Signature

Reviewed by: Gerald V. Anderson  
Printed

Signature

Mode of Operation Key	
#	Description
1	
2	
3	
4	
5	

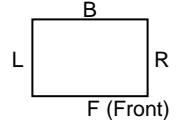
J:\REPORTS\2006\10xx\1038\Rpt\_Docs\2011\1566+2050\1387-RE102-1566-with tab data-mjw-gva.doc

# Radiated Emissions



Test Report #: NC1101387 Test Area: 3  
 EUT Model #: MIL1566-XXXX Date: 13 April, 2011  
 EUT Serial #: None EUT Power: 24 VDC Temperature: 24 °C  
 Test Method: Mil Std 461F, RE102 and Mil Std 461E, RE102 Air Pressure: 98.6 kPa  
 Customer: Lind Electronics Relative Humidity: 28 %  
 EUT Description: DC to DC Converter Page: 6 of 46

FACE DEFINITION  
(TOP VIEW)



Notes: \_\_\_\_\_

Data File Name: T:\13xx\1387\Data\4-13-11\temp\1387RE01-active rod test for 1566.ema

7.79200000	11.30	1.50	0.21	0.00	13.01	24.00	-10.99
7.84800000	12.37	1.50	0.21	0.00	14.08	24.00	-9.92
7.94400000	12.08	1.50	0.21	0.00	13.79	24.00	-10.21
8.04800000	12.21	1.50	0.21	0.00	13.92	24.00	-10.08
8.09600000	11.26	1.50	0.21	0.00	12.97	24.00	-11.03
8.19200000	12.03	1.50	0.21	0.00	13.74	24.00	-10.26
8.24000000	11.76	1.50	0.21	0.00	13.47	24.00	-10.53
8.32000000	12.54	1.50	0.21	0.00	14.25	24.00	-9.75
8.40800000	11.96	1.50	0.21	0.00	13.67	24.00	-10.33
8.49600000	11.34	1.50	0.22	0.00	13.06	24.00	-10.94
8.58400000	12.34	1.50	0.22	0.00	14.06	24.00	-9.94
8.68000000	12.13	1.50	0.22	0.00	13.85	24.00	-10.15
8.75200000	12.34	1.50	0.22	0.00	14.06	24.00	-9.94
8.82400000	12.11	1.50	0.22	0.00	13.83	24.00	-10.17
8.93600000	11.67	1.50	0.22	0.00	13.39	24.00	-10.61
8.96000000	12.60	1.50	0.22	0.00	14.32	24.00	-9.68
9.10400000	12.64	1.50	0.22	0.00	14.36	24.00	-9.64
9.16800000	12.35	1.50	0.22	0.00	14.07	24.00	-9.93
9.20000000	11.95	1.50	0.23	0.00	13.68	24.00	-10.32
9.29600000	12.48	1.50	0.23	0.00	14.21	24.00	-9.79
9.38400000	11.68	1.50	0.23	0.00	13.41	24.00	-10.59
9.50400000	12.67	1.50	0.23	0.00	14.40	24.00	-9.60
9.59200000	13.19	1.50	0.23	0.00	14.92	24.00	-9.08
9.65600000	12.33	1.50	0.23	0.00	14.06	24.00	-9.94
9.71200000	12.64	1.50	0.23	0.00	14.37	24.00	-9.63
9.80000000	13.37	1.50	0.23	0.00	15.10	24.00	-8.90
9.89600000	13.64	1.50	0.23	0.00	15.37	24.00	-8.63
9.93600000	13.13	1.50	0.23	0.00	14.86	24.00	-9.14

Tested by: Michael Westman  
Printed

Signature

Reviewed by: Gerald V. Anderson  
Printed

Signature

Mode of Operation Key	
#	Description
1	
2	
3	
4	
5	

J:\REPORTS\2006\10xx\1038\Rpt\_Docs\2011\1566+2050\1387-RE102-1566-with tab data-mjw-gva.doc

# Radiated Emissions

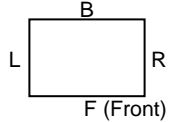


America

Test Report #: NC1101387

Test Area: 3

FACE DEFINITION  
(TOP VIEW)



EUT Model #: MIL1566-XXXX

Date: 13 April, 2011

T = Top  
U = Under Side

EUT Serial #: None

EUT Power: 24 VDC

Temperature: 24 °C

Test Method: Mil Std 461F, RE102 and Mil Std 461E, RE102

Air Pressure: 98.6 kPa

Customer: Lind Electronics

Relative Humidity: 28 %

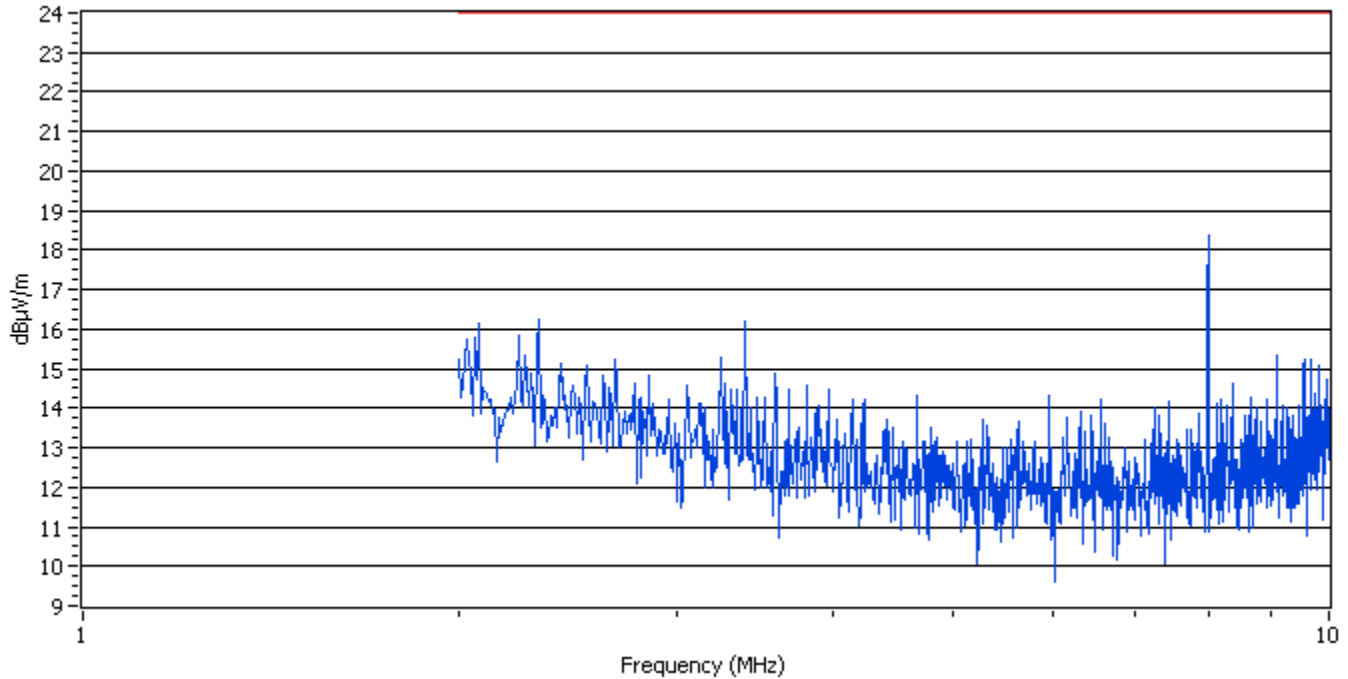
EUT Description: DC to DC Converter

Page: 7 of 46

Notes: \_\_\_\_\_

Data File Name: T:\13xx\1387\Data\4-13-11\temp\1387RE01-active rod test for 1566.ema

## Subreport Number: 2



Polarity: N/A  
Mode of Operation: System Check at 8 MHz

Tested by: Michael Westman  
Printed

Signature

Reviewed by: Gerald V. Anderson  
Printed

Signature

Mode of Operation Key	
#	Description
1	
2	
3	
4	
5	

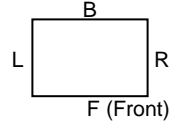
J:\REPORTS\2006\10xx\1038\Rpt\_Docs\2011\1566+2050\1387-RE102-1566-with tab data-mjw-gva.doc

# Radiated Emissions



Test Report #: NC1101387                      Test Area: 3  
 EUT Model #: MIL1566-XXXX                      Date: 13 April, 2011  
 EUT Serial #: None                      EUT Power: 24 VDC                      Temperature: 24 °C  
 Test Method: Mil Std 461F, RE102 and Mil Std 461E, RE102                      Air Pressure: 98.6 kPa  
 Customer: Lind Electronics                      Relative Humidity: 28 %  
 EUT Description: DC to DC Converter                      Page: 8 of 46

FACE DEFINITION  
(TOP VIEW)



T = Top  
U = Under Side

Notes: \_\_\_\_\_

Data File Name: T:\13xx\1387\Data\4-13-11\temp\1387RE01-active rod test for 1566.ema

Frequency (MHz)	Receiver (dB)	Transducer (dB)	Cable Loss (dB)	Preamp (dB)	Final Data (dB)	Limit	Differential (dB)
2.06400000	14.37	1.30	0.10	0.00	15.77	24.00	-8.23
2.08000000	14.75	1.30	0.10	0.00	16.15	24.00	-7.85
2.23200000	13.17	1.30	0.10	0.00	14.57	24.00	-9.43
2.24000000	14.43	1.30	0.10	0.00	15.83	24.00	-8.17
2.32000000	14.82	1.30	0.11	0.00	16.23	24.00	-7.77
2.41600000	13.70	1.30	0.11	0.00	15.11	24.00	-8.89
2.53600000	13.69	1.30	0.11	0.00	15.10	24.00	-8.90
2.61600000	13.44	1.30	0.11	0.00	14.85	24.00	-9.15
2.67200000	13.82	1.30	0.11	0.00	15.23	24.00	-8.77
2.77600000	13.23	1.30	0.12	0.00	14.65	24.00	-9.35
2.84800000	13.40	1.30	0.12	0.00	14.82	24.00	-9.18
2.95200000	12.79	1.30	0.12	0.00	14.21	24.00	-9.79
2.98400000	12.18	1.30	0.12	0.00	13.60	24.00	-10.40
3.05600000	13.17	1.30	0.12	0.00	14.59	24.00	-9.41
3.13600000	12.68	1.30	0.12	0.00	14.10	24.00	-9.90
3.24800000	13.87	1.30	0.13	0.00	15.30	24.00	-8.70
3.28000000	13.22	1.30	0.13	0.00	14.65	24.00	-9.35
3.40000000	14.74	1.31	0.13	0.00	16.18	24.00	-7.82
3.48000000	12.81	1.34	0.13	0.00	14.28	24.00	-9.72
3.59200000	13.34	1.39	0.13	0.00	14.86	24.00	-9.14
3.60000000	12.71	1.39	0.13	0.00	14.24	24.00	-9.76
3.68000000	12.95	1.40	0.14	0.00	14.49	24.00	-9.51
3.80800000	13.03	1.40	0.14	0.00	14.57	24.00	-9.43
3.89600000	12.51	1.40	0.14	0.00	14.05	24.00	-9.95
3.96800000	12.91	1.40	0.14	0.00	14.45	24.00	-9.55
4.03200000	12.16	1.40	0.14	0.00	13.70	24.00	-10.30
4.15200000	12.65	1.40	0.15	0.00	14.20	24.00	-9.80
4.23200000	12.49	1.40	0.15	0.00	14.04	24.00	-9.96
4.24000000	12.67	1.40	0.15	0.00	14.22	24.00	-9.78
4.39200000	11.88	1.40	0.15	0.00	13.43	24.00	-10.57
4.41600000	12.14	1.40	0.15	0.00	13.69	24.00	-10.31
4.55200000	11.59	1.40	0.15	0.00	13.14	24.00	-10.86
4.57600000	11.47	1.40	0.15	0.00	13.02	24.00	-10.98
4.67200000	12.78	1.40	0.15	0.00	14.33	24.00	-9.67

Tested by: Michael Westman  
Printed

Signature

Reviewed by: Gerald V. Anderson  
Printed

Signature

Mode of Operation Key	
#	Description
1	
2	
3	
4	
5	

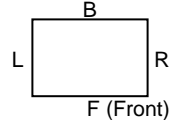
J:\REPORTS\2006\10xx\1038\Rpt\_Docs\2011\1566+2050\1387-RE102-1566-with tab data-mjw-gva.doc

# Radiated Emissions



Test Report #: NC1101387 Test Area: 3  
 EUT Model #: MIL1566-XXXX Date: 13 April, 2011  
 EUT Serial #: None EUT Power: 24 VDC Temperature: 24 °C  
 Test Method: Mil Std 461F, RE102 and Mil Std 461E, RE102 Air Pressure: 98.6 kPa  
 Customer: Lind Electronics Relative Humidity: 28 %  
 EUT Description: DC to DC Converter Page: 9 of 46

FACE DEFINITION  
(TOP VIEW)



Notes: \_\_\_\_\_

Data File Name: T:\13xx\1387\Data\4-13-11\temp\1387RE01-active rod test for 1566.ema

4.78400000	11.96	1.40	0.16	0.00	13.52	24.00	-10.48
4.84800000	11.70	1.40	0.16	0.00	13.26	24.00	-10.74
4.90400000	11.36	1.40	0.16	0.00	12.92	24.00	-11.08
5.03200000	11.57	1.40	0.16	0.00	13.13	24.00	-10.87
5.10400000	11.05	1.40	0.16	0.00	12.61	24.00	-11.39
5.16800000	11.66	1.40	0.16	0.00	13.22	24.00	-10.78
5.24800000	11.43	1.40	0.17	0.00	13.00	24.00	-11.00
5.28000000	12.16	1.40	0.17	0.00	13.73	24.00	-10.27
5.36800000	11.05	1.40	0.17	0.00	12.62	24.00	-11.38
5.47200000	11.45	1.40	0.17	0.00	13.02	24.00	-10.98
5.56000000	11.64	1.40	0.17	0.00	13.21	24.00	-10.79
5.63200000	12.10	1.40	0.17	0.00	13.67	24.00	-10.33
5.68000000	11.43	1.40	0.17	0.00	13.00	24.00	-11.00
5.80800000	11.60	1.40	0.17	0.00	13.17	24.00	-10.83
5.87200000	11.19	1.40	0.18	0.00	12.77	24.00	-11.23
5.96800000	12.75	1.40	0.18	0.00	14.33	24.00	-9.67
6.07200000	10.38	1.40	0.18	0.00	11.96	24.00	-12.04
6.12800000	11.70	1.40	0.18	0.00	13.28	24.00	-10.72
6.16000000	12.16	1.40	0.18	0.00	13.74	24.00	-10.26
6.30400000	11.92	1.40	0.18	0.00	13.50	24.00	-10.50
6.32000000	12.34	1.40	0.18	0.00	13.92	24.00	-10.08
6.44800000	12.24	1.40	0.18	0.00	13.82	24.00	-10.18
6.53600000	11.36	1.40	0.19	0.00	12.95	24.00	-11.05
6.56000000	12.65	1.40	0.19	0.00	14.24	24.00	-9.76
6.66400000	11.65	1.40	0.19	0.00	13.24	24.00	-10.76
6.75200000	10.64	1.40	0.19	0.00	12.23	24.00	-11.77
6.86400000	11.37	1.42	0.19	0.00	12.98	24.00	-11.02
6.91200000	11.01	1.43	0.19	0.00	12.63	24.00	-11.37
6.98400000	11.12	1.45	0.19	0.00	12.76	24.00	-11.24
7.11200000	10.71	1.47	0.20	0.00	12.38	24.00	-11.62
7.12000000	11.53	1.48	0.20	0.00	13.20	24.00	-10.80
7.24000000	12.33	1.50	0.20	0.00	14.03	24.00	-9.97
7.29600000	12.12	1.50	0.20	0.00	13.82	24.00	-10.18
7.43200000	12.46	1.50	0.20	0.00	14.16	24.00	-9.84
7.50400000	11.10	1.50	0.20	0.00	12.80	24.00	-11.20
7.54400000	11.49	1.50	0.20	0.00	13.19	24.00	-10.81
7.61600000	11.12	1.50	0.20	0.00	12.82	24.00	-11.18
7.75200000	11.78	1.50	0.20	0.00	13.48	24.00	-10.52

Tested by: Michael Westman  
Printed

Signature

Reviewed by: Gerald V. Anderson  
Printed

Signature

Mode of Operation Key	
#	Description
1	
2	
3	
4	
5	

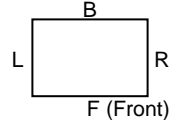
J:\REPORTS\2006\10xx\1038\Rpt\_Docs\2011\1566+2050\1387-RE102-1566-with tab data-mjw-gva.doc

# Radiated Emissions



Test Report #: NC1101387                      Test Area: 3  
 EUT Model #: MIL1566-XXXX                      Date: 13 April, 2011  
 EUT Serial #: None                      EUT Power: 24 VDC                      Temperature: 24 °C  
 Test Method: Mil Std 461F, RE102 and Mil Std 461E, RE102                      Air Pressure: 98.6 kPa  
 Customer: Lind Electronics                      Relative Humidity: 28 %  
 EUT Description: DC to DC Converter                      Page: 10 of 46

FACE DEFINITION  
(TOP VIEW)



Notes: \_\_\_\_\_

Data File Name: T:\13xx\1387\Data\4-13-11\temp\1387RE01-active rod test for 1566.ema

7.77600000	11.39	1.50	0.21	0.00	13.10	24.00	-10.90
7.85600000	12.14	1.50	0.21	0.00	13.85	24.00	-10.15
7.99200000	15.19	1.50	0.21	0.00	16.90	24.00	-7.10
8.00000000	16.67	1.50	0.21	0.00	18.38	24.00	-5.62
8.14400000	12.40	1.50	0.21	0.00	14.11	24.00	-9.89
8.17600000	12.51	1.50	0.21	0.00	14.22	24.00	-9.78
8.28800000	12.35	1.50	0.21	0.00	14.06	24.00	-9.94
8.37600000	12.91	1.50	0.21	0.00	14.62	24.00	-9.38
8.40800000	11.01	1.50	0.21	0.00	12.72	24.00	-11.28
8.51200000	11.47	1.50	0.22	0.00	13.19	24.00	-10.81
8.56000000	12.12	1.50	0.22	0.00	13.84	24.00	-10.16
8.67200000	12.57	1.50	0.22	0.00	14.29	24.00	-9.71
8.75200000	12.31	1.50	0.22	0.00	14.03	24.00	-9.97
8.80800000	11.95	1.50	0.22	0.00	13.67	24.00	-10.33
8.92800000	12.50	1.50	0.22	0.00	14.22	24.00	-9.78
8.99200000	11.57	1.50	0.22	0.00	13.29	24.00	-10.71
9.08800000	13.62	1.50	0.22	0.00	15.34	24.00	-8.66
9.18400000	12.34	1.50	0.22	0.00	14.06	24.00	-9.94
9.24800000	12.31	1.50	0.23	0.00	14.04	24.00	-9.96
9.34400000	12.11	1.50	0.23	0.00	13.84	24.00	-10.16
9.36800000	11.79	1.50	0.23	0.00	13.52	24.00	-10.48
9.45600000	12.35	1.50	0.23	0.00	14.08	24.00	-9.92
9.57600000	13.50	1.50	0.23	0.00	15.23	24.00	-8.77
9.67200000	13.52	1.50	0.23	0.00	15.25	24.00	-8.75
9.69600000	12.24	1.50	0.23	0.00	13.97	24.00	-10.03
9.82400000	13.35	1.50	0.23	0.00	15.08	24.00	-8.92
9.84000000	12.35	1.50	0.23	0.00	14.08	24.00	-9.92
9.97600000	12.98	1.50	0.24	0.00	14.72	24.00	-9.28

Tested by: Michael Westman  
Printed

Signature

Reviewed by: Gerald V. Anderson  
Printed

Signature

Mode of Operation Key	
#	Description
1	
2	
3	
4	
5	

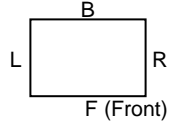
J:\REPORTS\2006\10xx\1038\Rpt\_Docs\2011\1566+2050\1387-RE102-1566-with tab data-mjw-gva.doc



# Radiated Emissions



America



FACE DEFINITION  
(TOP VIEW)

T = Top  
U = Under Side

Test Report #: NC1101387

Test Area: 3

EUT Model #: MIL1566-XXXX

Date: 13 April, 2011

EUT Serial #: None

EUT Power: 24 VDC

Temperature: 24 °C

Test Method: Mil Std 461F, RE102 and Mil Std 461E, RE102

Air Pressure: 98.6 kPa

Customer: Lind Electronics

Relative Humidity: 28 %

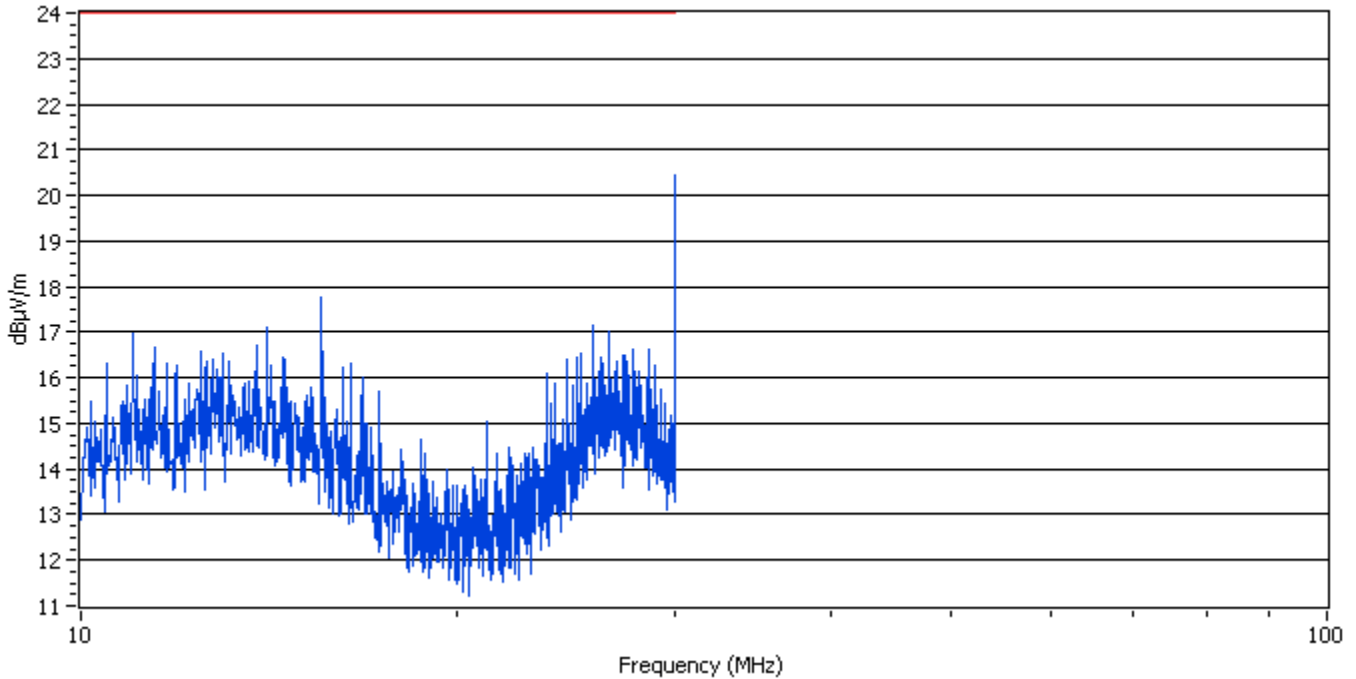
EUT Description: DC to DC Converter

Page: 11 of 46

Notes: \_\_\_\_\_

Data File Name: T:\13xx\1387\Data\4-13-11\temp\1387RE01-active rod test for 1566.ema

## Subreport Number: 3



Polarity: N/A

Mode of Operation: System Check at 30 MHz

Tested by: Michael Westman  
Printed

*Michael Westman*  
Signature

Reviewed by: Gerald V. Anderson  
Printed

*Gerald V. Anderson*  
Signature

Mode of Operation Key	
#	Description
1	
2	
3	
4	
5	

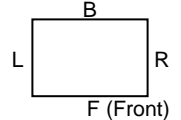
J:\REPORTS\2006\10xx\1038\Rpt\_Docs\2011\1566+2050\1387-RE102-1566-with tab data-mjw-gva.doc

# Radiated Emissions



Test Report #: NC1101387                      Test Area: 3  
 EUT Model #: MIL1566-XXXX                      Date: 13 April, 2011  
 EUT Serial #: None                      EUT Power: 24 VDC                      Temperature: 24 °C  
 Test Method: Mil Std 461F, RE102 and Mil Std 461E, RE102                      Air Pressure: 98.6 kPa  
 Customer: Lind Electronics                      Relative Humidity: 28 %  
 EUT Description: DC to DC Converter                      Page: 12 of 46

FACE DEFINITION  
(TOP VIEW)



T = Top  
U = Under Side

Notes: \_\_\_\_\_

Data File Name: T:\13xx\1387\Data\4-13-11\temp\1387RE01-active rod test for 1566.ema

Frequency (MHz)	Receiver (dB)	Transducer (dB)	Cable Loss (dB)	Preamp (dB)	Final Data (dB)	Limit	Differential (dB)
10.18000000	13.75	1.50	0.24	0.00	15.49	24.00	-8.51
10.26000000	13.30	1.50	0.24	0.00	15.04	24.00	-8.96
10.48000000	14.59	1.50	0.24	0.00	16.33	24.00	-7.67
10.78000000	13.63	1.50	0.25	0.00	15.38	24.00	-8.62
10.88000000	14.08	1.50	0.25	0.00	15.83	24.00	-8.17
11.00000000	15.22	1.50	0.25	0.00	16.97	24.00	-7.03
11.36000000	14.04	1.50	0.25	0.00	15.79	24.00	-8.21
11.46000000	14.92	1.50	0.25	0.00	16.67	24.00	-7.33
11.72000000	14.54	1.50	0.26	0.00	16.30	24.00	-7.70
11.92000000	14.49	1.50	0.26	0.00	16.25	24.00	-7.75
12.12000000	13.78	1.50	0.26	0.00	15.54	24.00	-8.46
12.20000000	14.10	1.50	0.26	0.00	15.86	24.00	-8.14
12.46000000	14.79	1.50	0.27	0.00	16.56	24.00	-7.44
12.76000000	14.63	1.50	0.27	0.00	16.40	24.00	-7.60
12.98000000	14.77	1.50	0.27	0.00	16.54	24.00	-7.46
13.16000000	14.60	1.50	0.27	0.00	16.37	24.00	-7.63
13.20000000	14.07	1.50	0.27	0.00	15.84	24.00	-8.16
13.52000000	14.11	1.50	0.28	0.00	15.89	24.00	-8.11
13.78000000	14.34	1.50	0.28	0.00	16.12	24.00	-7.88
13.84000000	14.93	1.50	0.28	0.00	16.71	24.00	-7.29
14.10000000	15.32	1.50	0.28	0.00	17.10	24.00	-6.90
14.22000000	14.47	1.50	0.29	0.00	16.26	24.00	-7.74
14.54000000	14.68	1.49	0.29	0.00	16.46	24.00	-7.54
14.60000000	14.61	1.49	0.29	0.00	16.39	24.00	-7.61
14.86000000	13.69	1.46	0.29	0.00	15.45	24.00	-8.55
15.16000000	13.86	1.43	0.30	0.00	15.59	24.00	-8.41
15.28000000	14.07	1.42	0.30	0.00	15.79	24.00	-8.21
15.56000000	13.91	1.40	0.30	0.00	15.61	24.00	-8.39
15.60000000	16.07	1.40	0.30	0.00	17.77	24.00	-6.23
15.98000000	13.37	1.40	0.31	0.00	15.08	24.00	-8.92
16.02000000	13.59	1.40	0.31	0.00	15.30	24.00	-8.70
16.22000000	14.53	1.40	0.31	0.00	16.24	24.00	-7.76
16.46000000	14.61	1.40	0.31	0.00	16.32	24.00	-7.68
16.72000000	12.68	1.39	0.31	0.00	14.39	24.00	-9.61

Mode of Operation Key	
#	Description
1	
2	
3	
4	
5	

Tested by: Michael Westman  
Printed

Signature

Reviewed by: Gerald V. Anderson  
Printed

Signature

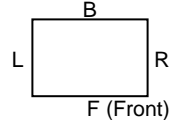
J:\REPORTS\2006\10xx\1038\Rpt\_Docs\2011\1566+2050\1387-RE102-1566-with tab data-mjw-gva.doc

# Radiated Emissions



Test Report #: NC1101387 Test Area: 3  
 EUT Model #: MIL1566-XXXX Date: 13 April, 2011  
 EUT Serial #: None EUT Power: 24 VDC Temperature: 24 °C  
 Test Method: Mil Std 461F, RE102 and Mil Std 461E, RE102 Air Pressure: 98.6 kPa  
 Customer: Lind Electronics Relative Humidity: 28 %  
 EUT Description: DC to DC Converter Page: 13 of 46

FACE DEFINITION  
(TOP VIEW)



Notes: \_\_\_\_\_

Data File Name: T:\13xx\1387\Data\4-13-11\temp\1387RE01-active rod test for 1566.ema

16.86000000	14.30	1.38	0.31	0.00	16.00	24.00	-8.00
17.12000000	13.23	1.36	0.32	0.00	14.91	24.00	-9.09
17.36000000	14.05	1.34	0.32	0.00	15.71	24.00	-8.29
17.58000000	12.10	1.32	0.32	0.00	13.74	24.00	-10.26
17.78000000	12.33	1.30	0.32	0.00	13.96	24.00	-10.04
17.90000000	11.80	1.30	0.33	0.00	13.43	24.00	-10.57
18.08000000	12.80	1.30	0.33	0.00	14.43	24.00	-9.57
18.24000000	11.80	1.30	0.33	0.00	13.43	24.00	-10.57
18.44000000	12.07	1.30	0.33	0.00	13.70	24.00	-10.30
18.74000000	13.02	1.30	0.33	0.00	14.65	24.00	-9.35
18.88000000	12.69	1.30	0.33	0.00	14.32	24.00	-9.68
19.14000000	12.08	1.30	0.34	0.00	13.72	24.00	-10.28
19.34000000	11.72	1.30	0.34	0.00	13.36	24.00	-10.64
19.58000000	11.85	1.30	0.34	0.00	13.49	24.00	-10.51
19.66000000	12.33	1.30	0.34	0.00	13.97	24.00	-10.03
19.86000000	11.97	1.30	0.34	0.00	13.61	24.00	-10.39
20.04000000	11.99	1.30	0.35	0.00	13.64	24.00	-10.36
20.36000000	11.99	1.30	0.35	0.00	13.64	24.00	-10.36
20.46000000	11.48	1.30	0.35	0.00	13.13	24.00	-10.87
20.60000000	12.37	1.29	0.35	0.00	14.01	24.00	-9.99
20.92000000	12.13	1.27	0.35	0.00	13.75	24.00	-10.25
21.18000000	13.41	1.25	0.36	0.00	15.02	24.00	-8.98
21.20000000	12.01	1.25	0.36	0.00	13.62	24.00	-10.38
21.58000000	12.75	1.23	0.36	0.00	14.34	24.00	-9.66
21.72000000	11.97	1.22	0.36	0.00	13.55	24.00	-10.45
21.98000000	12.30	1.20	0.36	0.00	13.86	24.00	-10.14
22.04000000	12.90	1.20	0.36	0.00	14.46	24.00	-9.54
22.22000000	12.50	1.20	0.37	0.00	14.07	24.00	-9.93
22.56000000	12.56	1.20	0.37	0.00	14.13	24.00	-9.87
22.68000000	12.77	1.20	0.37	0.00	14.34	24.00	-9.66
22.88000000	12.75	1.20	0.37	0.00	14.32	24.00	-9.68
23.08000000	12.91	1.20	0.37	0.00	14.48	24.00	-9.52
23.24000000	12.61	1.20	0.38	0.00	14.19	24.00	-9.81
23.56000000	12.99	1.20	0.38	0.00	14.57	24.00	-9.43
23.66000000	14.52	1.19	0.38	0.00	16.09	24.00	-7.91
23.82000000	13.88	1.18	0.38	0.00	15.44	24.00	-8.56
24.00000000	14.30	1.17	0.38	0.00	15.85	24.00	-8.15
24.36000000	13.54	1.15	0.39	0.00	15.08	24.00	-8.92

Tested by: Michael Westman  
Printed

Signature

Reviewed by: Gerald V. Anderson  
Printed

Signature

Mode of Operation Key	
#	Description
1	
2	
3	
4	
5	

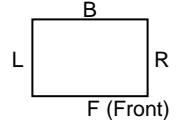
J:\REPORTS\2006\10xx\1038\Rpt\_Docs\2011\1566+2050\1387-RE102-1566-with tab data-mjw-gva.doc

# Radiated Emissions



Test Report #: NC1101387 Test Area: 3  
 EUT Model #: MIL1566-XXXX Date: 13 April, 2011  
 EUT Serial #: None EUT Power: 24 VDC Temperature: 24 °C  
 Test Method: Mil Std 461F, RE102 and Mil Std 461E, RE102 Air Pressure: 98.6 kPa  
 Customer: Lind Electronics Relative Humidity: 28 %  
 EUT Description: DC to DC Converter Page: 14 of 46

FACE DEFINITION  
(TOP VIEW)



T = Top  
U = Under Side

Notes: \_\_\_\_\_

Data File Name: T:\13xx\1387\Data\4-13-11\temp\1387RE01-active rod test for 1566.ema

24.54000000	14.86	1.14	0.39	0.00	16.39	24.00	-7.61
24.78000000	13.98	1.13	0.39	0.00	15.49	24.00	-8.51
24.80000000	14.33	1.12	0.39	0.00	15.84	24.00	-8.16
25.04000000	14.95	1.11	0.39	0.00	16.45	24.00	-7.55
25.22000000	15.02	1.10	0.39	0.00	16.51	24.00	-7.49
25.44000000	14.37	1.10	0.39	0.00	15.86	24.00	-8.14
25.78000000	15.67	1.10	0.40	0.00	17.17	24.00	-6.83
25.88000000	14.47	1.10	0.40	0.00	15.97	24.00	-8.03
26.14000000	14.94	1.10	0.40	0.00	16.44	24.00	-7.56
26.28000000	14.83	1.10	0.40	0.00	16.33	24.00	-7.67
26.52000000	15.52	1.10	0.40	0.00	17.02	24.00	-6.98
26.78000000	14.64	1.10	0.41	0.00	16.15	24.00	-7.85
26.88000000	14.83	1.10	0.41	0.00	16.34	24.00	-7.66
27.18000000	14.46	1.10	0.41	0.00	15.97	24.00	-8.03
27.20000000	15.00	1.10	0.41	0.00	16.51	24.00	-7.49
27.50000000	14.53	1.10	0.41	0.00	16.04	24.00	-7.96
27.74000000	15.09	1.10	0.41	0.00	16.60	24.00	-7.40
27.86000000	14.63	1.10	0.41	0.00	16.14	24.00	-7.86
28.02000000	14.62	1.10	0.42	0.00	16.14	24.00	-7.86
28.22000000	13.67	1.10	0.42	0.00	15.19	24.00	-8.81
28.48000000	14.47	1.10	0.42	0.00	15.99	24.00	-8.01
28.60000000	15.09	1.10	0.42	0.00	16.61	24.00	-7.39
28.92000000	14.75	1.10	0.42	0.00	16.27	24.00	-7.73
29.18000000	13.27	1.10	0.43	0.00	14.80	24.00	-9.20
29.22000000	14.20	1.10	0.43	0.00	15.73	24.00	-8.27
29.40000000	13.90	1.10	0.43	0.00	15.43	24.00	-8.57
29.78000000	13.62	1.10	0.43	0.00	15.15	24.00	-8.85
29.86000000	13.46	1.10	0.43	0.00	14.99	24.00	-9.01

Tested by: Michael Westman  
Printed

Signature

Reviewed by: Gerald V. Anderson  
Printed

Signature

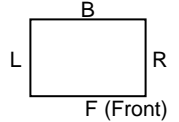
Mode of Operation Key	
#	Description
1	
2	
3	
4	
5	

J:\REPORTS\2006\10xx\1038\Rpt\_Docs\2011\1566+2050\1387-RE102-1566-with tab data-mjw-gva.doc

# Radiated Emissions



America



FACE DEFINITION  
(TOP VIEW)

T = Top  
U = Under Side

Test Report #: NC1101387

Test Area: 3

EUT Model #: MIL1566-XXXX

Date: 13 April, 2011

EUT Serial #: None

EUT Power: 24 VDC

Temperature: 24 °C

Test Method: Mil Std 461F, RE102 and Mil Std 461E, RE102

Air Pressure: 98.6 kPa

Customer: Lind Electronics

Relative Humidity: 28 %

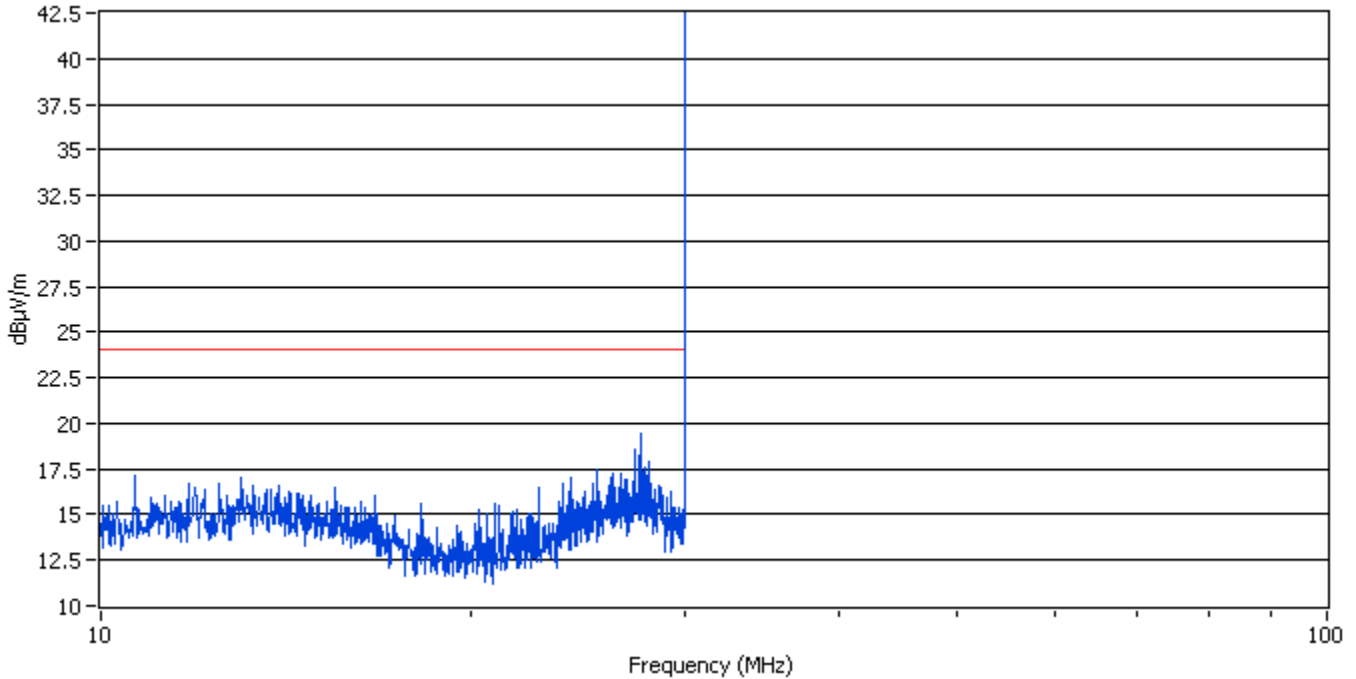
EUT Description: DC to DC Converter

Page: 15 of 46

Notes: \_\_\_\_\_

Data File Name: T:\13xx\1387\Data\4-13-11\temp\1387RE01-active rod test for 1566.ema

## Subreport Number: 4



Polarity: N/A

Mode of Operation: System Check at 30 MHz

Tested by: Michael Westman  
Printed

Signature

Reviewed by: Gerald V. Anderson  
Printed

Signature

Mode of Operation Key	
#	Description
1	
2	
3	
4	
5	

J:\REPORTS\2006\10xx\1038\Rpt\_Docs\2011\1566+2050\1387-RE102-1566-with tab data-mjw-gva.doc

# Radiated Emissions

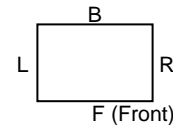


America

Test Report #: NC1101387

Test Area: 3

FACE DEFINITION  
(TOP VIEW)



EUT Model #: MIL1566-XXXX

Date: 13 April, 2011

T = Top  
U = Under Side

EUT Serial #: None

EUT Power: 24 VDC

Temperature: 24 °C

Test Method: Mil Std 461F, RE102 and Mil Std 461E, RE102

Air Pressure: 98.6 kPa

Customer: Lind Electronics

Relative Humidity: 28 %

EUT Description: DC to DC Converter

Page: 16 of 46

Notes: \_\_\_\_\_

Data File Name: T:\13xx\1387\Data\4-13-11\temp\1387RE01-active rod test for 1566.ema

Frequency (MHz)	Receiver (dB)	Transducer (dB)	Cable Loss (dB)	Preamplifier (dB)	Final Data (dB)	Limit	Differential (dB)
10.04000000	13.77	1.50	0.24	0.00	15.51	24.00	-8.49
10.32000000	13.93	1.50	0.24	0.00	15.67	24.00	-8.33
10.48000000	12.93	1.50	0.24	0.00	14.67	24.00	-9.33
10.66000000	15.39	1.50	0.24	0.00	17.13	24.00	-6.87
10.98000000	14.14	1.50	0.25	0.00	15.89	24.00	-8.11
11.12000000	13.85	1.50	0.25	0.00	15.60	24.00	-8.40
11.28000000	14.29	1.50	0.25	0.00	16.04	24.00	-7.96
11.42000000	13.99	1.50	0.25	0.00	15.74	24.00	-8.26
11.78000000	14.93	1.50	0.26	0.00	16.69	24.00	-7.31
11.94000000	14.73	1.50	0.26	0.00	16.49	24.00	-7.51
12.14000000	14.64	1.50	0.26	0.00	16.40	24.00	-7.60
12.28000000	13.29	1.50	0.26	0.00	15.05	24.00	-8.95
12.50000000	14.88	1.50	0.27	0.00	16.65	24.00	-7.35
12.68000000	14.27	1.50	0.27	0.00	16.04	24.00	-7.96
12.92000000	14.08	1.50	0.27	0.00	15.85	24.00	-8.15
13.02000000	15.22	1.50	0.27	0.00	16.99	24.00	-7.01
13.32000000	14.79	1.50	0.28	0.00	16.57	24.00	-7.43
13.44000000	14.13	1.50	0.28	0.00	15.91	24.00	-8.09
13.66000000	14.61	1.50	0.28	0.00	16.39	24.00	-7.61
13.96000000	14.75	1.50	0.28	0.00	16.53	24.00	-7.47
14.12000000	14.10	1.50	0.29	0.00	15.89	24.00	-8.11
14.22000000	14.50	1.50	0.29	0.00	16.29	24.00	-7.71
14.46000000	14.39	1.50	0.29	0.00	16.18	24.00	-7.82
14.62000000	14.22	1.49	0.29	0.00	16.00	24.00	-8.00
14.84000000	14.32	1.47	0.29	0.00	16.08	24.00	-7.92
15.06000000	13.85	1.44	0.30	0.00	15.59	24.00	-8.41
15.26000000	14.02	1.43	0.30	0.00	15.74	24.00	-8.26
15.50000000	14.73	1.40	0.30	0.00	16.43	24.00	-7.57
15.68000000	13.84	1.40	0.30	0.00	15.54	24.00	-8.46
15.80000000	13.67	1.40	0.30	0.00	15.37	24.00	-8.63
16.14000000	13.65	1.40	0.31	0.00	15.36	24.00	-8.64
16.30000000	13.95	1.40	0.31	0.00	15.66	24.00	-8.34
16.42000000	13.71	1.40	0.31	0.00	15.42	24.00	-8.58
16.76000000	14.37	1.39	0.31	0.00	16.07	24.00	-7.93

Tested by: Michael Westman  
Printed

Signature

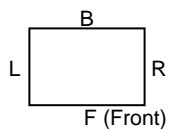
Reviewed by: Gerald V. Anderson  
Printed

Signature

Mode of Operation Key	
#	Description
1	
2	
3	
4	
5	

J:\REPORTS\2006\10xx\1038\Rpt\_Docs\2011\1566+2050\1387-RE102-1566-with tab data-mjw-gva.doc

# Radiated Emissions



Test Report #: NC1101387

Test Area: 3

FACE DEFINITION (TOP VIEW)

EUT Model #: MIL1566-XXXX

Date: 13 April, 2011

T = Top  
U = Under Side

EUT Serial #: None

EUT Power: 24 VDC

Temperature: 24 °C

Test Method: Mil Std 461F, RE102 and Mil Std 461E, RE102

Air Pressure: 98.6 kPa

Customer: Lind Electronics

Relative Humidity: 28 %

EUT Description: DC to DC Converter

Page: 17 of 46

Notes: \_\_\_\_\_

Data File Name: T:\13xx\1387\Data\4-13-11\temp\1387RE01-active rod test for 1566.ema

16.82000000	13.37	1.38	0.31	0.00	15.07	24.00	-8.93
17.14000000	12.82	1.36	0.32	0.00	14.49	24.00	-9.51
17.36000000	13.24	1.34	0.32	0.00	14.90	24.00	-9.10
17.46000000	12.35	1.33	0.32	0.00	14.00	24.00	-10.00
17.60000000	12.02	1.32	0.32	0.00	13.66	24.00	-10.34
17.82000000	12.52	1.30	0.32	0.00	14.15	24.00	-9.85
18.12000000	12.32	1.30	0.33	0.00	13.95	24.00	-10.05
18.26000000	13.92	1.30	0.33	0.00	15.55	24.00	-8.45
18.54000000	12.11	1.30	0.33	0.00	13.74	24.00	-10.26
18.64000000	11.70	1.30	0.33	0.00	13.33	24.00	-10.67
18.80000000	12.66	1.30	0.33	0.00	14.29	24.00	-9.71
19.02000000	11.37	1.30	0.34	0.00	13.01	24.00	-10.99
19.38000000	11.97	1.30	0.34	0.00	13.61	24.00	-10.39
19.52000000	12.80	1.30	0.34	0.00	14.44	24.00	-9.56
19.64000000	12.39	1.30	0.34	0.00	14.03	24.00	-9.97
19.88000000	11.81	1.30	0.34	0.00	13.45	24.00	-10.55
20.08000000	11.67	1.30	0.35	0.00	13.32	24.00	-10.68
20.36000000	13.58	1.30	0.35	0.00	15.23	24.00	-8.77
20.44000000	12.58	1.30	0.35	0.00	14.23	24.00	-9.77
20.62000000	13.39	1.29	0.35	0.00	15.03	24.00	-8.97
20.96000000	13.97	1.27	0.35	0.00	15.59	24.00	-8.41
21.12000000	13.93	1.26	0.36	0.00	15.54	24.00	-8.46
21.26000000	12.53	1.25	0.36	0.00	14.13	24.00	-9.87
21.56000000	12.30	1.23	0.36	0.00	13.89	24.00	-10.11
21.68000000	13.62	1.22	0.36	0.00	15.20	24.00	-8.80
21.88000000	13.74	1.21	0.36	0.00	15.31	24.00	-8.69
22.00000000	13.13	1.20	0.36	0.00	14.69	24.00	-9.31
22.38000000	13.52	1.20	0.37	0.00	15.09	24.00	-8.91
22.46000000	13.50	1.20	0.37	0.00	15.07	24.00	-8.93
22.76000000	14.86	1.20	0.37	0.00	16.43	24.00	-7.57
22.92000000	12.70	1.20	0.37	0.00	14.27	24.00	-9.73
23.00000000	12.87	1.20	0.37	0.00	14.44	24.00	-9.56
23.20000000	12.97	1.20	0.38	0.00	14.55	24.00	-9.45
23.56000000	12.78	1.20	0.38	0.00	14.36	24.00	-9.64
23.68000000	14.12	1.19	0.38	0.00	15.69	24.00	-8.31
23.82000000	15.14	1.18	0.38	0.00	16.70	24.00	-7.30
24.18000000	15.46	1.16	0.38	0.00	17.00	24.00	-7.00
24.30000000	14.23	1.15	0.38	0.00	15.77	24.00	-8.23

Tested by: Michael Westman  
Printed

Signature

Reviewed by: Gerald V. Anderson  
Printed

Signature

Mode of Operation Key	
#	Description
1	
2	
3	
4	
5	

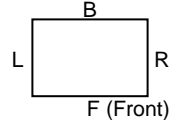
J:\REPORTS\2006\10xx\1038\Rpt\_Docs\2011\1566+2050\1387-RE102-1566-with tab data-mjw-gva.doc

# Radiated Emissions



Test Report #: NC1101387 Test Area: 3  
 EUT Model #: MIL1566-XXXX Date: 13 April, 2011  
 EUT Serial #: None EUT Power: 24 VDC Temperature: 24 °C  
 Test Method: Mil Std 461F, RE102 and Mil Std 461E, RE102 Air Pressure: 98.6 kPa  
 Customer: Lind Electronics Relative Humidity: 28 %  
 EUT Description: DC to DC Converter Page: 18 of 46

FACE DEFINITION  
(TOP VIEW)



Notes: \_\_\_\_\_

Data File Name: T:\13xx\1387\Data\4-13-11\temp\1387RE01-active rod test for 1566.ema

24.44000000	14.23	1.15	0.39	0.00	15.76	24.00	-8.24
24.78000000	14.77	1.13	0.39	0.00	16.28	24.00	-7.72
24.98000000	13.94	1.11	0.39	0.00	15.44	24.00	-8.56
25.16000000	15.23	1.10	0.39	0.00	16.73	24.00	-7.27
25.26000000	14.22	1.10	0.39	0.00	15.71	24.00	-8.29
25.40000000	15.98	1.10	0.39	0.00	17.47	24.00	-6.53
25.62000000	14.08	1.10	0.40	0.00	15.58	24.00	-8.42
25.92000000	15.10	1.10	0.40	0.00	16.60	24.00	-7.40
26.18000000	15.80	1.10	0.40	0.00	17.30	24.00	-6.70
26.28000000	14.94	1.10	0.40	0.00	16.44	24.00	-7.56
26.58000000	15.75	1.10	0.40	0.00	17.25	24.00	-6.75
26.72000000	15.43	1.10	0.41	0.00	16.94	24.00	-7.06
26.90000000	15.40	1.10	0.41	0.00	16.91	24.00	-7.09
27.16000000	15.34	1.10	0.41	0.00	16.85	24.00	-7.15
27.24000000	17.09	1.10	0.41	0.00	18.60	24.00	-5.40
27.58000000	17.98	1.10	0.41	0.00	19.49	24.00	-4.51
27.76000000	16.05	1.10	0.41	0.00	17.56	24.00	-6.44
27.92000000	15.65	1.10	0.42	0.00	17.17	24.00	-6.83
28.00000000	16.42	1.10	0.42	0.00	17.94	24.00	-6.06
28.28000000	14.80	1.10	0.42	0.00	16.32	24.00	-7.68
28.54000000	15.08	1.10	0.42	0.00	16.60	24.00	-7.40
28.60000000	14.96	1.10	0.42	0.00	16.48	24.00	-7.52
28.92000000	14.45	1.10	0.42	0.00	15.97	24.00	-8.03
29.18000000	14.70	1.10	0.43	0.00	16.23	24.00	-7.77
29.22000000	14.32	1.10	0.43	0.00	15.85	24.00	-8.15
29.44000000	13.85	1.10	0.43	0.00	15.38	24.00	-8.62
29.76000000	13.50	1.10	0.43	0.00	15.03	24.00	-8.97
29.98000000	29.88	1.10	0.43	0.00	31.41	24.00	7.41

Tested by: Michael Westman  
Printed

Signature

Reviewed by: Gerald V. Anderson  
Printed

Signature

Mode of Operation Key	
#	Description
1	
2	
3	
4	
5	

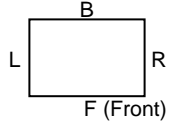
J:\REPORTS\2006\10xx\1038\Rpt\_Docs\2011\1566+2050\1387-RE102-1566-with tab data-mjw-gva.doc



# Radiated Emissions



America



FACE DEFINITION  
(TOP VIEW)

T = Top  
U = Under Side

Test Report #: NC1101387

Test Area: 3

EUT Model #: MIL1566-XXXX

Date: 13 April, 2011

EUT Serial #: None

EUT Power: 24 VDC

Temperature: 24 °C

Test Method: Mil Std 461F, RE102 and Mil Std 461E, RE102

Air Pressure: 98.6 kPa

Customer: Lind Electronics

Relative Humidity: 28 %

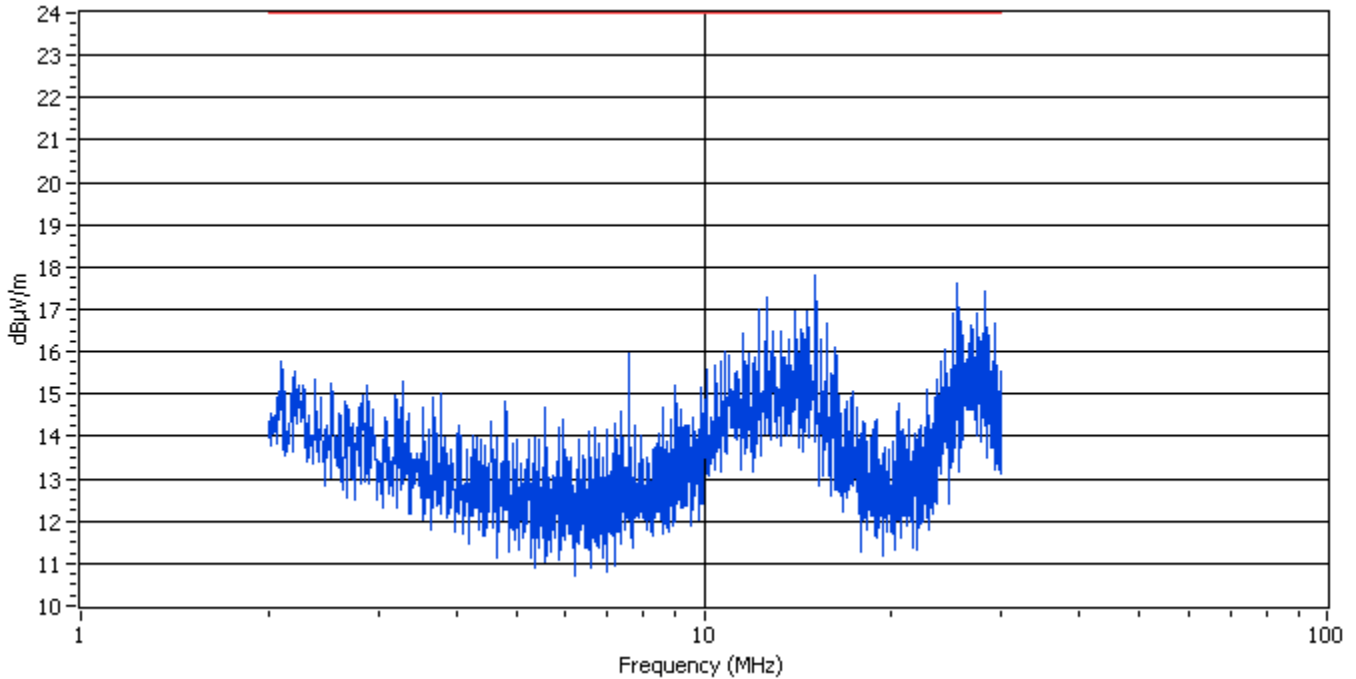
EUT Description: DC to DC Converter

Page: 19 of 46

Notes: \_\_\_\_\_

Data File Name: T:\13xx\1387\Data\4-13-11\temp\1387RE01-active rod test for 1566.ema

## Subreport Number: 5



Polarity: Vertical  
Mode of Operation: Ambient  
Notes: Per Mil Std 461E

Tested by: Michael Westman  
Printed

Signature

Reviewed by: Gerald V. Anderson  
Printed

Signature

Mode of Operation Key	
#	Description
1	
2	
3	
4	
5	

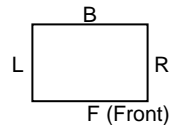
J:\REPORTS\2006\10xx\1038\Rpt\_Docs\2011\1566+2050\1387-RE102-1566-with tab data-mjw-gva.doc

# Radiated Emissions



Test Report #: NC1101387                      Test Area: 3  
 EUT Model #: MIL1566-XXXX                      Date: 13 April, 2011  
 EUT Serial #: None                      EUT Power: 24 VDC                      Temperature: 24 °C  
 Test Method: Mil Std 461F, RE102 and Mil Std 461E, RE102                      Air Pressure: 98.6 kPa  
 Customer: Lind Electronics                      Relative Humidity: 28 %  
 EUT Description: DC to DC Converter                      Page: 20 of 46

FACE DEFINITION  
(TOP VIEW)



T = Top  
U = Under Side

Notes: \_\_\_\_\_

Data File Name: T:\13xx\1387\Data\4-13-11\temp\1387RE01-active rod test for 1566.ema

Frequency (MHz)	Receiver (dB)	Transducer (dB)	Cable Loss (dB)	Preamplifier (dB)	Final Data (dB)	Limit	Differential (dB)
2.07200000	13.64	1.30	0.10	0.00	15.04	24.00	-8.96
2.09600000	14.37	1.30	0.10	0.00	15.77	24.00	-8.23
2.20000000	14.15	1.30	0.10	0.00	15.55	24.00	-8.45
2.26400000	13.80	1.30	0.10	0.00	15.20	24.00	-8.80
2.37600000	13.96	1.30	0.11	0.00	15.37	24.00	-8.63
2.42400000	13.49	1.30	0.11	0.00	14.90	24.00	-9.10
2.52800000	13.86	1.30	0.11	0.00	15.27	24.00	-8.73
2.60000000	13.11	1.30	0.11	0.00	14.52	24.00	-9.48
2.65600000	13.42	1.30	0.11	0.00	14.83	24.00	-9.17
2.79200000	13.28	1.30	0.12	0.00	14.70	24.00	-9.30
2.83200000	13.56	1.30	0.12	0.00	14.98	24.00	-9.02
2.88000000	13.80	1.30	0.12	0.00	15.22	24.00	-8.78
2.96800000	12.39	1.30	0.12	0.00	13.81	24.00	-10.19
3.07200000	13.01	1.30	0.12	0.00	14.43	24.00	-9.57
3.16800000	12.09	1.30	0.12	0.00	13.51	24.00	-10.49
3.20000000	13.54	1.30	0.13	0.00	14.97	24.00	-9.03
3.28800000	13.85	1.30	0.13	0.00	15.28	24.00	-8.72
3.36800000	13.11	1.30	0.13	0.00	14.54	24.00	-9.46
3.45600000	12.15	1.33	0.13	0.00	13.61	24.00	-10.39
3.52800000	13.17	1.36	0.13	0.00	14.66	24.00	-9.34
3.60800000	12.61	1.39	0.13	0.00	14.14	24.00	-9.86
3.68000000	13.39	1.40	0.14	0.00	14.93	24.00	-9.07
3.78400000	13.46	1.40	0.14	0.00	15.00	24.00	-9.00
3.84000000	12.29	1.40	0.14	0.00	13.83	24.00	-10.17
3.93600000	12.17	1.40	0.14	0.00	13.71	24.00	-10.29
4.05600000	12.70	1.40	0.14	0.00	14.24	24.00	-9.76
4.08800000	12.48	1.40	0.14	0.00	14.02	24.00	-9.98
4.23200000	11.93	1.40	0.15	0.00	13.48	24.00	-10.52
4.24800000	12.49	1.40	0.15	0.00	14.04	24.00	-9.96
4.33600000	12.44	1.40	0.15	0.00	13.99	24.00	-10.01
4.45600000	12.23	1.40	0.15	0.00	13.78	24.00	-10.22
4.55200000	12.22	1.40	0.15	0.00	13.77	24.00	-10.23
4.56000000	12.81	1.40	0.15	0.00	14.36	24.00	-9.64
4.66400000	12.43	1.40	0.15	0.00	13.98	24.00	-10.02

Mode of Operation Key	
#	Description
1	
2	
3	
4	
5	

Tested by: Michael Westman  
Printed

Signature

Reviewed by: Gerald V. Anderson  
Printed

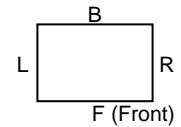
Signature

J:\REPORTS\2006\10xx\1038\Rpt\_Docs\2011\1566+2050\1387-RE102-1566-with tab data-mjw-gva.doc

# Radiated Emissions



America



FACE DEFINITION  
(TOP VIEW)

T = Top  
U = Under Side

Test Report #: NC1101387

Test Area: 3

EUT Model #: MIL1566-XXXX

Date: 13 April, 2011

EUT Serial #: None

EUT Power: 24 VDC

Temperature: 24 °C

Test Method: Mil Std 461F, RE102 and Mil Std 461E, RE102

Air Pressure: 98.6 kPa

Customer: Lind Electronics

Relative Humidity: 28 %

EUT Description: DC to DC Converter

Page: 21 of 46

Notes: \_\_\_\_\_

Data File Name: T:\13xx\1387\Data\4-13-11\temp\1387RE01-active rod test for 1566.ema

4.74400000	11.85	1.40	0.16	0.00	13.41	24.00	-10.59
4.80800000	13.27	1.40	0.16	0.00	14.83	24.00	-9.17
4.94400000	12.27	1.40	0.16	0.00	13.83	24.00	-10.17
5.00800000	12.36	1.40	0.16	0.00	13.92	24.00	-10.08
5.08000000	11.79	1.40	0.16	0.00	13.35	24.00	-10.65
5.18400000	11.66	1.40	0.16	0.00	13.22	24.00	-10.78
5.24000000	12.37	1.40	0.16	0.00	13.93	24.00	-10.07
5.33600000	12.39	1.40	0.17	0.00	13.96	24.00	-10.04
5.42400000	12.35	1.40	0.17	0.00	13.92	24.00	-10.08
5.44000000	11.75	1.40	0.17	0.00	13.32	24.00	-10.68
5.54400000	13.12	1.40	0.17	0.00	14.69	24.00	-9.31
5.60800000	11.47	1.40	0.17	0.00	13.04	24.00	-10.96
5.71200000	11.49	1.40	0.17	0.00	13.06	24.00	-10.94
5.83200000	12.63	1.40	0.17	0.00	14.20	24.00	-9.80
5.88000000	11.43	1.40	0.18	0.00	13.01	24.00	-10.99
5.96000000	12.80	1.40	0.18	0.00	14.38	24.00	-9.62
6.04000000	11.93	1.40	0.18	0.00	13.51	24.00	-10.49
6.12800000	11.92	1.40	0.18	0.00	13.50	24.00	-10.50
6.23200000	11.62	1.40	0.18	0.00	13.20	24.00	-10.80
6.30400000	12.36	1.40	0.18	0.00	13.94	24.00	-10.06
6.39200000	11.98	1.40	0.18	0.00	13.56	24.00	-10.44
6.44000000	11.88	1.40	0.18	0.00	13.46	24.00	-10.54
6.52800000	12.53	1.40	0.19	0.00	14.12	24.00	-9.88
6.60800000	11.93	1.40	0.19	0.00	13.52	24.00	-10.48
6.70400000	12.64	1.40	0.19	0.00	14.23	24.00	-9.77
6.76800000	12.23	1.40	0.19	0.00	13.82	24.00	-10.18
6.86400000	11.88	1.42	0.19	0.00	13.49	24.00	-10.51
6.92800000	11.39	1.44	0.19	0.00	13.02	24.00	-10.98
7.00800000	12.50	1.45	0.19	0.00	14.15	24.00	-9.85
7.10400000	11.52	1.47	0.20	0.00	13.19	24.00	-10.81
7.16000000	11.93	1.48	0.20	0.00	13.61	24.00	-10.39
7.21600000	12.59	1.49	0.20	0.00	14.28	24.00	-9.72
7.33600000	12.91	1.50	0.20	0.00	14.61	24.00	-9.39
7.40000000	12.25	1.50	0.20	0.00	13.95	24.00	-10.05
7.44000000	11.72	1.50	0.20	0.00	13.42	24.00	-10.58
7.56800000	14.25	1.50	0.20	0.00	15.95	24.00	-8.05
7.64000000	12.03	1.50	0.20	0.00	13.73	24.00	-10.27
7.69600000	11.30	1.50	0.20	0.00	13.00	24.00	-11.00

Tested by: Michael Westman  
Printed

Signature

Reviewed by: Gerald V. Anderson  
Printed

Signature

Mode of Operation Key	
#	Description
1	
2	
3	
4	
5	

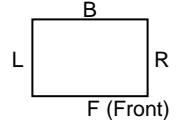
J:\REPORTS\2006\10xx\1038\Rpt\_Docs\2011\1566+2050\1387-RE102-1566-with tab data-mjw-gva.doc

# Radiated Emissions



Test Report #: NC1101387      Test Area: 3  
 EUT Model #: MIL1566-XXXX      Date: 13 April, 2011  
 EUT Serial #: None      EUT Power: 24 VDC      Temperature: 24 °C  
 Test Method: Mil Std 461F, RE102 and Mil Std 461E, RE102      Air Pressure: 98.6 kPa  
 Customer: Lind Electronics      Relative Humidity: 28 %  
 EUT Description: DC to DC Converter      Page: 22 of 46

FACE DEFINITION  
(TOP VIEW)



Notes: \_\_\_\_\_

Data File Name: T:\13xx\1387\Data\4-13-11\temp\1387RE01-active rod test for 1566.ema

7.76800000	12.54	1.50	0.21	0.00	14.25	24.00	-9.75
7.89600000	11.99	1.50	0.21	0.00	13.70	24.00	-10.30
7.92000000	12.32	1.50	0.21	0.00	14.03	24.00	-9.97
8.00000000	11.75	1.50	0.21	0.00	13.46	24.00	-10.54
8.10400000	11.81	1.50	0.21	0.00	13.52	24.00	-10.48
8.17600000	11.65	1.50	0.21	0.00	13.36	24.00	-10.64
8.28000000	11.96	1.50	0.21	0.00	13.67	24.00	-10.33
8.37600000	12.10	1.50	0.21	0.00	13.81	24.00	-10.19
8.44800000	12.17	1.50	0.21	0.00	13.88	24.00	-10.12
8.48000000	12.33	1.50	0.22	0.00	14.05	24.00	-9.95
8.60000000	12.96	1.50	0.22	0.00	14.68	24.00	-9.32
8.68000000	11.99	1.50	0.22	0.00	13.71	24.00	-10.29
8.75200000	12.16	1.50	0.22	0.00	13.88	24.00	-10.12
8.84800000	12.69	1.50	0.22	0.00	14.41	24.00	-9.59
8.92000000	11.98	1.50	0.22	0.00	13.70	24.00	-10.30
8.96000000	13.46	1.50	0.22	0.00	15.18	24.00	-8.82
9.04000000	13.05	1.50	0.22	0.00	14.77	24.00	-9.23
9.17600000	12.92	1.50	0.22	0.00	14.64	24.00	-9.36
9.21600000	12.81	1.50	0.23	0.00	14.54	24.00	-9.46
9.32800000	12.55	1.50	0.23	0.00	14.28	24.00	-9.72
9.39200000	12.53	1.50	0.23	0.00	14.26	24.00	-9.74
9.45600000	12.54	1.50	0.23	0.00	14.27	24.00	-9.73
9.57600000	12.61	1.50	0.23	0.00	14.34	24.00	-9.66
9.60000000	12.73	1.50	0.23	0.00	14.46	24.00	-9.54
9.68800000	12.40	1.50	0.23	0.00	14.13	24.00	-9.87
9.80000000	12.43	1.50	0.23	0.00	14.16	24.00	-9.84
9.86400000	13.18	1.50	0.23	0.00	14.91	24.00	-9.09
9.92000000	13.40	1.50	0.23	0.00	15.13	24.00	-8.87

Tested by: Michael Westman  
Printed

Signature

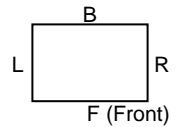
Reviewed by: Gerald V. Anderson  
Printed

Signature

Mode of Operation Key	
#	Description
1	
2	
3	
4	
5	

J:\REPORTS\2006\10xx\1038\Rpt\_Docs\2011\1566+2050\1387-RE102-1566-with tab data-mjw-gva.doc

# Radiated Emissions



Test Report #: NC1101387 Test Area: 3

EUT Model #: MIL1566-XXXX Date: 13 April, 2011

EUT Serial #: None EUT Power: 24 VDC

Test Method: Mil Std 461F, RE102 and Mil Std 461E, RE102

Customer: Lind Electronics

EUT Description: DC to DC Converter

Notes: \_\_\_\_\_

FACE DEFINITION (TOP VIEW)

T = Top  
U = Under Side

Temperature: 24 °C

Air Pressure: 98.6 kPa

Relative Humidity: 28 %

Page: 23 of 46

Data File Name: T:\13xx\1387\Data\4-13-11\temp\1387RE01-active rod test for 1566.ema

Frequency (MHz)	Receiver (dB)	Transducer (dB)	Cable Loss (dB)	Preamplifier (dB)	Final Data (dB)	Limit	Differential (dB)
10.08000000	13.85	1.50	0.24	0.00	15.59	24.00	-8.41
10.38000000	13.41	1.50	0.24	0.00	15.15	24.00	-8.85
10.44000000	13.94	1.50	0.24	0.00	15.68	24.00	-8.32
10.66000000	14.03	1.50	0.24	0.00	15.77	24.00	-8.23
10.80000000	14.25	1.50	0.25	0.00	16.00	24.00	-8.00
11.02000000	13.37	1.50	0.25	0.00	15.12	24.00	-8.88
11.26000000	13.76	1.50	0.25	0.00	15.51	24.00	-8.49
11.58000000	14.70	1.50	0.26	0.00	16.46	24.00	-7.54
11.76000000	13.93	1.50	0.26	0.00	15.69	24.00	-8.31
11.82000000	14.21	1.50	0.26	0.00	15.97	24.00	-8.03
12.10000000	14.12	1.50	0.26	0.00	15.88	24.00	-8.12
12.26000000	15.23	1.50	0.26	0.00	16.99	24.00	-7.01
12.54000000	14.46	1.50	0.27	0.00	16.23	24.00	-7.77
12.62000000	15.52	1.50	0.27	0.00	17.29	24.00	-6.71
12.90000000	14.69	1.50	0.27	0.00	16.46	24.00	-7.54
13.00000000	14.11	1.50	0.27	0.00	15.88	24.00	-8.12
13.32000000	14.69	1.50	0.28	0.00	16.47	24.00	-7.53
13.44000000	14.11	1.50	0.28	0.00	15.89	24.00	-8.11
13.66000000	14.51	1.50	0.28	0.00	16.29	24.00	-7.71
13.82000000	13.91	1.50	0.28	0.00	15.69	24.00	-8.31
14.04000000	15.16	1.50	0.28	0.00	16.94	24.00	-7.06
14.28000000	14.75	1.50	0.29	0.00	16.54	24.00	-7.46
14.44000000	14.65	1.50	0.29	0.00	16.44	24.00	-7.56
14.68000000	15.19	1.48	0.29	0.00	16.96	24.00	-7.04
14.84000000	13.93	1.47	0.29	0.00	15.69	24.00	-8.31
15.10000000	16.08	1.44	0.30	0.00	17.82	24.00	-6.18
15.38000000	14.59	1.41	0.30	0.00	16.30	24.00	-7.70
15.50000000	13.36	1.40	0.30	0.00	15.06	24.00	-8.94
15.70000000	14.99	1.40	0.30	0.00	16.69	24.00	-7.31
15.96000000	13.79	1.40	0.31	0.00	15.50	24.00	-8.50
16.18000000	14.39	1.40	0.31	0.00	16.10	24.00	-7.90
16.36000000	14.20	1.40	0.31	0.00	15.91	24.00	-8.09
16.44000000	13.24	1.40	0.31	0.00	14.95	24.00	-9.05
16.78000000	12.94	1.39	0.31	0.00	14.64	24.00	-9.36

Tested by: Michael Westman  
Printed

Signature

Reviewed by: Gerald V. Anderson  
Printed

Signature

Mode of Operation Key	
#	Description
1	
2	
3	
4	
5	

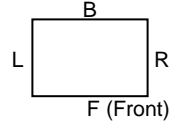
J:\REPORTS\2006\10xx\1038\Rpt\_Docs\2011\1566+2050\1387-RE102-1566-with tab data-mjw-gva.doc

# Radiated Emissions



Test Report #: NC1101387      Test Area: 3  
 EUT Model #: MIL1566-XXXX      Date: 13 April, 2011  
 EUT Serial #: None      EUT Power: 24 VDC      Temperature: 24 °C  
 Test Method: Mil Std 461F, RE102 and Mil Std 461E, RE102      Air Pressure: 98.6 kPa  
 Customer: Lind Electronics      Relative Humidity: 28 %  
 EUT Description: DC to DC Converter      Page: 24 of 46

FACE DEFINITION  
(TOP VIEW)



Notes: \_\_\_\_\_

Data File Name: T:\13xx\1387\Data\4-13-11\temp\1387RE01-active rod test for 1566.ema

16.92000000	13.04	1.38	0.32	0.00	14.73	24.00	-9.27
17.00000000	13.12	1.37	0.32	0.00	14.81	24.00	-9.19
17.32000000	13.40	1.34	0.32	0.00	15.06	24.00	-8.94
17.56000000	12.31	1.32	0.32	0.00	13.95	24.00	-10.05
17.62000000	13.05	1.32	0.32	0.00	14.69	24.00	-9.31
17.96000000	12.71	1.30	0.33	0.00	14.34	24.00	-9.66
18.18000000	12.67	1.30	0.33	0.00	14.30	24.00	-9.70
18.32000000	12.26	1.30	0.33	0.00	13.89	24.00	-10.11
18.58000000	12.33	1.30	0.33	0.00	13.96	24.00	-10.04
18.74000000	12.54	1.30	0.33	0.00	14.17	24.00	-9.83
18.98000000	12.77	1.30	0.34	0.00	14.41	24.00	-9.59
19.14000000	11.83	1.30	0.34	0.00	13.47	24.00	-10.53
19.22000000	11.66	1.30	0.34	0.00	13.30	24.00	-10.70
19.50000000	12.08	1.30	0.34	0.00	13.72	24.00	-10.28
19.62000000	11.51	1.30	0.34	0.00	13.15	24.00	-10.85
19.86000000	12.04	1.30	0.34	0.00	13.68	24.00	-10.32
20.16000000	12.24	1.30	0.35	0.00	13.89	24.00	-10.11
20.34000000	12.96	1.30	0.35	0.00	14.61	24.00	-9.39
20.56000000	13.11	1.29	0.35	0.00	14.76	24.00	-9.24
20.72000000	12.47	1.28	0.35	0.00	14.11	24.00	-9.89
20.90000000	12.52	1.27	0.35	0.00	14.15	24.00	-9.85
21.02000000	12.42	1.26	0.36	0.00	14.04	24.00	-9.96
21.26000000	12.78	1.25	0.36	0.00	14.38	24.00	-9.62
21.50000000	11.81	1.23	0.36	0.00	13.40	24.00	-10.60
21.60000000	12.08	1.22	0.36	0.00	13.66	24.00	-10.34
21.84000000	12.52	1.21	0.36	0.00	14.09	24.00	-9.91
22.18000000	12.61	1.20	0.37	0.00	14.18	24.00	-9.82
22.28000000	12.69	1.20	0.37	0.00	14.26	24.00	-9.74
22.46000000	12.16	1.20	0.37	0.00	13.73	24.00	-10.27
22.62000000	12.65	1.20	0.37	0.00	14.22	24.00	-9.78
22.82000000	13.54	1.20	0.37	0.00	15.11	24.00	-8.89
23.00000000	12.64	1.20	0.37	0.00	14.21	24.00	-9.79
23.38000000	12.74	1.20	0.38	0.00	14.32	24.00	-9.68
23.46000000	13.35	1.20	0.38	0.00	14.93	24.00	-9.07
23.62000000	13.76	1.19	0.38	0.00	15.33	24.00	-8.67
23.92000000	13.43	1.18	0.38	0.00	14.99	24.00	-9.01
24.04000000	14.23	1.17	0.38	0.00	15.78	24.00	-8.22
24.34000000	14.52	1.15	0.39	0.00	16.06	24.00	-7.94

Tested by: Michael Westman  
Printed

Signature

Reviewed by: Gerald V. Anderson  
Printed

Signature

Mode of Operation Key	
#	Description
1	
2	
3	
4	
5	

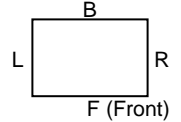
J:\REPORTS\2006\10xx\1038\Rpt\_Docs\2011\1566+2050\1387-RE102-1566-with tab data-mjw-gva.doc

# Radiated Emissions



Test Report #: NC1101387                      Test Area: 3  
 EUT Model #: MIL1566-XXXX                      Date: 13 April, 2011  
 EUT Serial #: None                      EUT Power: 24 VDC                      Temperature: 24 °C  
 Test Method: Mil Std 461F, RE102 and Mil Std 461E, RE102                      Air Pressure: 98.6 kPa  
 Customer: Lind Electronics                      Relative Humidity: 28 %  
 EUT Description: DC to DC Converter                      Page: 25 of 46

FACE DEFINITION  
(TOP VIEW)



Notes: \_\_\_\_\_

Data File Name: T:\13xx\1387\Data\4-13-11\temp\1387RE01-active rod test for 1566.ema

24.44000000	14.30	1.15	0.39	0.00	15.83	24.00	-8.17
24.72000000	13.62	1.13	0.39	0.00	15.14	24.00	-8.86
24.90000000	13.32	1.12	0.39	0.00	14.83	24.00	-9.17
25.02000000	15.40	1.11	0.39	0.00	16.90	24.00	-7.10
25.20000000	14.07	1.10	0.39	0.00	15.56	24.00	-8.44
25.56000000	16.12	1.10	0.40	0.00	17.62	24.00	-6.38
25.72000000	15.57	1.10	0.40	0.00	17.07	24.00	-6.93
25.96000000	14.20	1.10	0.40	0.00	15.70	24.00	-8.30
26.06000000	14.89	1.10	0.40	0.00	16.39	24.00	-7.61
26.34000000	14.30	1.10	0.40	0.00	15.80	24.00	-8.20
26.54000000	13.90	1.10	0.40	0.00	15.40	24.00	-8.60
26.74000000	15.12	1.10	0.41	0.00	16.63	24.00	-7.37
26.96000000	15.01	1.10	0.41	0.00	16.52	24.00	-7.48
27.00000000	14.66	1.10	0.41	0.00	16.17	24.00	-7.83
27.30000000	14.35	1.10	0.41	0.00	15.86	24.00	-8.14
27.48000000	15.39	1.10	0.41	0.00	16.90	24.00	-7.10
27.72000000	14.84	1.10	0.41	0.00	16.35	24.00	-7.65
27.98000000	14.88	1.10	0.42	0.00	16.40	24.00	-7.60
28.02000000	14.93	1.10	0.42	0.00	16.45	24.00	-7.55
28.34000000	15.92	1.10	0.42	0.00	17.44	24.00	-6.56
28.56000000	15.07	1.10	0.42	0.00	16.59	24.00	-7.41
28.60000000	14.85	1.10	0.42	0.00	16.37	24.00	-7.63
28.92000000	13.99	1.10	0.42	0.00	15.51	24.00	-8.49
29.02000000	14.24	1.10	0.42	0.00	15.76	24.00	-8.24
29.34000000	15.16	1.10	0.43	0.00	16.69	24.00	-7.31
29.44000000	14.14	1.10	0.43	0.00	15.67	24.00	-8.33
29.66000000	13.54	1.10	0.43	0.00	15.07	24.00	-8.93
29.80000000	13.47	1.10	0.43	0.00	15.00	24.00	-9.00

Tested by: Michael Westman  
Printed

Signature

Reviewed by: Gerald V. Anderson  
Printed

Signature

Mode of Operation Key	
#	Description
1	
2	
3	
4	
5	

J:\REPORTS\2006\10xx\1038\Rpt\_Docs\2011\1566+2050\1387-RE102-1566-with tab data-mjw-gva.doc

# Radiated Emissions

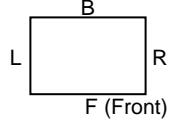


America

Test Report #: NC1101387

Test Area: 3

FACE DEFINITION  
(TOP VIEW)



EUT Model #: MIL1566-XXXX

Date: 13 April, 2011

T = Top  
U = Under Side

EUT Serial #: None

EUT Power: 24 VDC

Temperature: 24 °C

Test Method: Mil Std 461F, RE102 and Mil Std 461E, RE102

Air Pressure: 98.6 kPa

Customer: Lind Electronics

Relative Humidity: 28 %

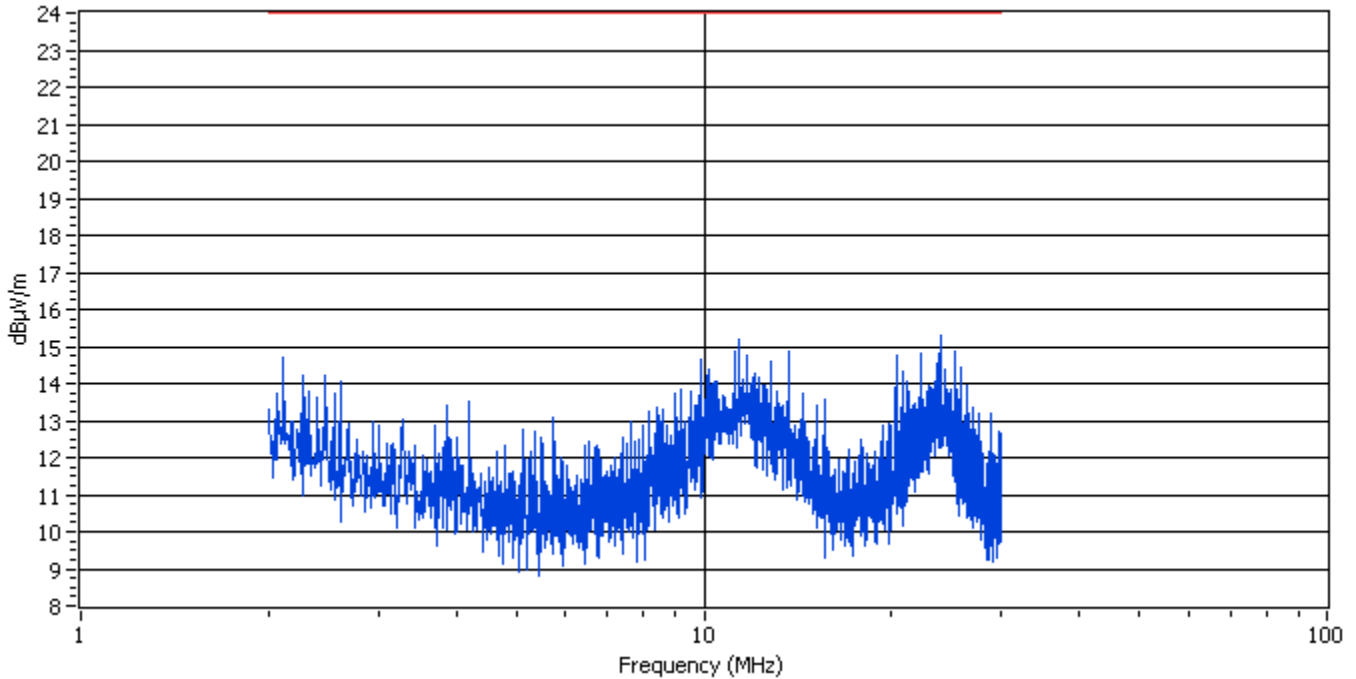
EUT Description: DC to DC Converter

Page: 26 of 46

Notes: \_\_\_\_\_

Data File Name: T:\13xx\1387\Data\4-13-11\temp\1387RE01-active rod test for 1566.ema

## Subreport Number: 6



Polarity: Vertical  
Mode of Operation: Ambient  
Notes: Per Mil Std 461F

Tested by: Michael Westman  
Printed

Signature

Reviewed by: Gerald V. Anderson  
Printed

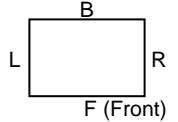
Signature

Mode of Operation Key	
#	Description
1	
2	
3	
4	
5	

J:\REPORTS\2006\10xx\1038\Rpt\_Docs\2011\1566+2050\1387-RE102-1566-with tab data-mjw-gva.doc



# Radiated Emissions



Test Report #: NC1101387 Test Area: 3

EUT Model #: MIL1566-XXXX Date: 13 April, 2011

EUT Serial #: None EUT Power: 24 VDC

Test Method: Mil Std 461F, RE102 and Mil Std 461E, RE102

Customer: Lind Electronics

EUT Description: DC to DC Converter

FACE DEFINITION  
(TOP VIEW)

T = Top  
U = Under Side

Temperature: 24 °C

Air Pressure: 98.6 kPa

Relative Humidity: 28 %

Page: 27 of 46

Notes: \_\_\_\_\_

Data File Name: T:\13xx\1387\Data\4-13-11\temp\1387RE01-active rod test for 1566.ema

Frequency (MHz)	Receiver (dB)	Transducer (dB)	Cable Loss (dB)	Preamp (dB)	Final Data (dB)	Limit	Differential (dB)
2.05600000	12.41	1.20	0.11	0.00	13.72	24.00	-10.28
2.11200000	13.38	1.20	0.12	0.00	14.70	24.00	-9.30
2.19200000	11.68	1.20	0.12	0.00	13.00	24.00	-11.00
2.26400000	12.87	1.20	0.12	0.00	14.19	24.00	-9.81
2.32800000	12.46	1.20	0.12	0.00	13.78	24.00	-10.22
2.47200000	12.91	1.20	0.13	0.00	14.24	24.00	-9.76
2.55200000	12.38	1.20	0.13	0.00	13.71	24.00	-10.29
2.60800000	12.70	1.20	0.13	0.00	14.03	24.00	-9.97
2.69600000	11.59	1.20	0.13	0.00	12.92	24.00	-11.08
2.77600000	11.15	1.20	0.14	0.00	12.49	24.00	-11.51
2.84000000	10.84	1.20	0.14	0.00	12.18	24.00	-11.82
2.94400000	11.65	1.20	0.14	0.00	12.99	24.00	-11.01
3.00800000	11.53	1.20	0.14	0.00	12.87	24.00	-11.13
3.10400000	11.06	1.20	0.14	0.00	12.40	24.00	-11.60
3.17600000	11.01	1.20	0.15	0.00	12.36	24.00	-11.64
3.27200000	11.26	1.20	0.15	0.00	12.61	24.00	-11.39
3.28000000	11.70	1.20	0.15	0.00	13.05	24.00	-10.95
3.42400000	10.95	1.20	0.15	0.00	12.30	24.00	-11.70
3.51200000	9.75	1.20	0.15	0.00	11.10	24.00	-12.90
3.54400000	10.69	1.20	0.16	0.00	12.05	24.00	-11.95
3.64000000	10.29	1.20	0.16	0.00	11.65	24.00	-12.35
3.69600000	11.48	1.20	0.16	0.00	12.84	24.00	-11.16
3.83200000	11.09	1.20	0.16	0.00	12.45	24.00	-11.55
3.88000000	12.03	1.20	0.16	0.00	13.39	24.00	-10.61
3.93600000	11.13	1.20	0.16	0.00	12.49	24.00	-11.51
4.00800000	11.18	1.20	0.17	0.00	12.55	24.00	-11.45
4.10400000	10.42	1.20	0.17	0.00	11.79	24.00	-12.21
4.20000000	12.16	1.20	0.17	0.00	13.53	24.00	-10.47
4.26400000	10.18	1.20	0.17	0.00	11.55	24.00	-12.45
4.39200000	10.20	1.20	0.17	0.00	11.57	24.00	-12.43
4.44800000	9.97	1.20	0.18	0.00	11.35	24.00	-12.65
4.52000000	10.34	1.20	0.18	0.00	11.72	24.00	-12.28
4.56800000	10.06	1.20	0.18	0.00	11.44	24.00	-12.56
4.64800000	10.77	1.20	0.18	0.00	12.15	24.00	-11.85

Tested by: Michael Westman  
Printed

Signature

Reviewed by: Gerald V. Anderson  
Printed

Signature

Mode of Operation Key	
#	Description
1	
2	
3	
4	
5	

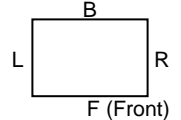
J:\REPORTS\2006\10xx\1038\Rpt\_Docs\2011\1566+2050\1387-RE102-1566-with tab data-mjw-gva.doc

# Radiated Emissions



Test Report #: NC1101387 Test Area: 3  
 EUT Model #: MIL1566-XXXX Date: 13 April, 2011  
 EUT Serial #: None EUT Power: 24 VDC Temperature: 24 °C  
 Test Method: Mil Std 461F, RE102 and Mil Std 461E, RE102 Air Pressure: 98.6 kPa  
 Customer: Lind Electronics Relative Humidity: 28 %  
 EUT Description: DC to DC Converter Page: 28 of 46

FACE DEFINITION  
(TOP VIEW)



Notes: \_\_\_\_\_

Data File Name: T:\13xx\1387\Data\4-13-11\temp\1387RE01-active rod test for 1566.ema

4.77600000	10.93	1.20	0.18	0.00	12.31	24.00	-11.69
4.83200000	9.76	1.20	0.18	0.00	11.14	24.00	-12.86
4.95200000	10.22	1.20	0.19	0.00	11.61	24.00	-12.39
4.98400000	9.95	1.20	0.19	0.00	11.34	24.00	-12.66
5.08800000	10.18	1.20	0.19	0.00	11.57	24.00	-12.43
5.12000000	11.35	1.20	0.19	0.00	12.74	24.00	-11.26
5.26400000	10.78	1.20	0.19	0.00	12.17	24.00	-11.83
5.34400000	10.53	1.20	0.19	0.00	11.92	24.00	-12.08
5.36000000	11.30	1.20	0.19	0.00	12.69	24.00	-11.31
5.48000000	11.12	1.20	0.20	0.00	12.52	24.00	-11.48
5.52000000	10.96	1.21	0.20	0.00	12.37	24.00	-11.63
5.60800000	9.79	1.23	0.20	0.00	11.22	24.00	-12.78
5.73600000	11.61	1.26	0.20	0.00	13.08	24.00	-10.92
5.80000000	10.05	1.28	0.20	0.00	11.53	24.00	-12.47
5.90400000	10.50	1.30	0.21	0.00	12.00	24.00	-12.00
5.92000000	10.40	1.29	0.21	0.00	11.90	24.00	-12.10
6.03200000	10.31	1.26	0.21	0.00	11.78	24.00	-12.22
6.08800000	9.92	1.25	0.21	0.00	11.38	24.00	-12.62
6.21600000	9.80	1.22	0.21	0.00	11.23	24.00	-12.77
6.24000000	10.11	1.22	0.21	0.00	11.54	24.00	-12.46
6.34400000	10.00	1.20	0.21	0.00	11.41	24.00	-12.59
6.43200000	10.93	1.20	0.22	0.00	12.35	24.00	-11.65
6.54400000	11.04	1.20	0.22	0.00	12.46	24.00	-11.54
6.61600000	10.51	1.20	0.22	0.00	11.93	24.00	-12.07
6.70400000	10.83	1.20	0.22	0.00	12.25	24.00	-11.75
6.74400000	10.91	1.20	0.22	0.00	12.33	24.00	-11.67
6.81600000	10.50	1.20	0.22	0.00	11.92	24.00	-12.08
6.92000000	10.08	1.20	0.22	0.00	11.50	24.00	-12.50
6.96800000	10.18	1.20	0.23	0.00	11.61	24.00	-12.39
7.11200000	10.37	1.20	0.23	0.00	11.80	24.00	-12.20
7.16000000	10.17	1.20	0.23	0.00	11.60	24.00	-12.40
7.20800000	10.57	1.20	0.23	0.00	12.00	24.00	-12.00
7.28000000	10.26	1.21	0.23	0.00	11.70	24.00	-12.30
7.43200000	11.08	1.24	0.23	0.00	12.55	24.00	-11.45
7.51200000	9.86	1.25	0.23	0.00	11.35	24.00	-12.65
7.54400000	10.91	1.26	0.24	0.00	12.40	24.00	-11.60
7.64000000	11.48	1.28	0.24	0.00	12.99	24.00	-11.01
7.72800000	10.90	1.29	0.24	0.00	12.43	24.00	-11.57

Tested by: Michael Westman  
Printed

Signature

Reviewed by: Gerald V. Anderson  
Printed

Signature

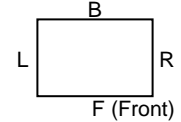
Mode of Operation Key	
#	Description
1	
2	
3	
4	
5	

J:\REPORTS\2006\10xx\1038\Rpt\_Docs\2011\1566+2050\1387-RE102-1566-with tab data-mjw-gva.doc

# Radiated Emissions



America



FACE DEFINITION  
(TOP VIEW)

T = Top  
U = Under Side

Test Report #: NC1101387

Test Area: 3

EUT Model #: MIL1566-XXXX

Date: 13 April, 2011

EUT Serial #: None

EUT Power: 24 VDC

Temperature: 24 °C

Test Method: Mil Std 461F, RE102 and Mil Std 461E, RE102

Air Pressure: 98.6 kPa

Customer: Lind Electronics

Relative Humidity: 28 %

EUT Description: DC to DC Converter

Page: 29 of 46

Notes: \_\_\_\_\_

Data File Name: T:\13xx\1387\Data\4-13-11\temp\1387RE01-active rod test for 1566.ema

7.83200000	10.11	1.30	0.24	0.00	11.65	24.00	-12.35
7.85600000	10.97	1.30	0.24	0.00	12.51	24.00	-11.49
7.98400000	11.30	1.30	0.24	0.00	12.84	24.00	-11.16
8.07200000	10.49	1.30	0.24	0.00	12.03	24.00	-11.97
8.15200000	11.71	1.30	0.25	0.00	13.26	24.00	-10.74
8.20800000	10.70	1.30	0.25	0.00	12.25	24.00	-11.75
8.25600000	10.49	1.30	0.25	0.00	12.04	24.00	-11.96
8.35200000	11.09	1.30	0.25	0.00	12.64	24.00	-11.36
8.41600000	11.79	1.30	0.25	0.00	13.34	24.00	-10.66
8.54400000	11.42	1.30	0.25	0.00	12.97	24.00	-11.03
8.60800000	11.75	1.30	0.25	0.00	13.30	24.00	-10.70
8.64000000	10.84	1.30	0.25	0.00	12.39	24.00	-11.61
8.75200000	11.32	1.30	0.26	0.00	12.88	24.00	-11.12
8.84800000	11.03	1.30	0.26	0.00	12.59	24.00	-11.41
8.93600000	10.76	1.30	0.26	0.00	12.32	24.00	-11.68
8.97600000	12.18	1.30	0.26	0.00	13.74	24.00	-10.26
9.05600000	11.54	1.30	0.26	0.00	13.10	24.00	-10.90
9.18400000	10.84	1.30	0.26	0.00	12.40	24.00	-11.60
9.20800000	12.28	1.30	0.26	0.00	13.84	24.00	-10.16
9.28800000	11.39	1.30	0.26	0.00	12.95	24.00	-11.05
9.43200000	10.62	1.30	0.27	0.00	12.19	24.00	-11.81
9.51200000	12.23	1.30	0.27	0.00	13.80	24.00	-10.20
9.58400000	11.42	1.30	0.27	0.00	12.99	24.00	-11.01
9.64000000	11.81	1.30	0.27	0.00	13.38	24.00	-10.62
9.72800000	11.79	1.30	0.27	0.00	13.36	24.00	-10.64
9.83200000	12.10	1.30	0.27	0.00	13.67	24.00	-10.33
9.86400000	13.05	1.30	0.27	0.00	14.62	24.00	-9.38
9.96800000	11.51	1.30	0.27	0.00	13.08	24.00	-10.92

Tested by: Michael Westman  
Printed

Signature

Reviewed by: Gerald V. Anderson  
Printed

Signature

Mode of Operation Key	
#	Description
1	
2	
3	
4	
5	

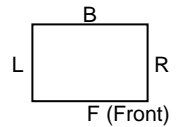
J:\REPORTS\2006\10xx\1038\Rpt\_Docs\2011\1566+2050\1387-RE102-1566-with tab data-mjw-gva.doc

# Radiated Emissions



Test Report #: NC1101387 Test Area: 3  
 EUT Model #: MIL1566-XXXX Date: 13 April, 2011  
 EUT Serial #: None EUT Power: 24 VDC Temperature: 24 °C  
 Test Method: Mil Std 461F, RE102 and Mil Std 461E, RE102 Air Pressure: 98.6 kPa  
 Customer: Lind Electronics Relative Humidity: 28 %  
 EUT Description: DC to DC Converter Page: 30 of 46

FACE DEFINITION  
(TOP VIEW)



T = Top  
U = Under Side

Notes: \_\_\_\_\_

Data File Name: T:\13xx\1387\Data\4-13-11\temp\1387RE01-active rod test for 1566.ema

Frequency (MHz)	Receiver (dB)	Transducer (dB)	Cable Loss (dB)	Preamp (dB)	Final Data (dB)	Limit	Differential (dB)
10.1000000	12.66	1.30	0.28	0.00	14.24	24.00	-9.76
10.2200000	12.80	1.30	0.28	0.00	14.38	24.00	-9.62
10.4600000	12.48	1.30	0.28	0.00	14.06	24.00	-9.94
10.7600000	12.09	1.30	0.29	0.00	13.68	24.00	-10.32
10.8200000	12.03	1.30	0.29	0.00	13.62	24.00	-10.38
11.1200000	12.13	1.30	0.29	0.00	13.72	24.00	-10.28
11.3800000	13.58	1.30	0.30	0.00	15.18	24.00	-8.82
11.5800000	12.52	1.30	0.30	0.00	14.12	24.00	-9.88
11.7400000	13.13	1.30	0.30	0.00	14.73	24.00	-9.27
11.9200000	12.40	1.30	0.30	0.00	14.00	24.00	-10.00
12.0600000	12.64	1.30	0.31	0.00	14.25	24.00	-9.75
12.2600000	12.56	1.30	0.31	0.00	14.17	24.00	-9.83
12.5000000	12.33	1.30	0.31	0.00	13.94	24.00	-10.06
12.7800000	12.97	1.30	0.32	0.00	14.59	24.00	-9.41
12.9800000	11.76	1.30	0.32	0.00	13.38	24.00	-10.62
13.0800000	12.14	1.30	0.32	0.00	13.76	24.00	-10.24
13.2400000	11.83	1.30	0.32	0.00	13.45	24.00	-10.55
13.5600000	11.88	1.30	0.33	0.00	13.51	24.00	-10.49
13.6800000	13.24	1.30	0.33	0.00	14.87	24.00	-9.13
13.9600000	11.24	1.30	0.33	0.00	12.87	24.00	-11.13
14.0600000	10.87	1.30	0.33	0.00	12.50	24.00	-11.50
14.3200000	11.41	1.30	0.34	0.00	13.05	24.00	-10.95
14.4400000	12.07	1.30	0.34	0.00	13.71	24.00	-10.29
14.7400000	10.78	1.30	0.34	0.00	12.42	24.00	-11.58
14.9400000	10.63	1.30	0.34	0.00	12.27	24.00	-11.73
15.0800000	10.83	1.30	0.35	0.00	12.48	24.00	-11.52
15.2200000	11.74	1.30	0.35	0.00	13.39	24.00	-10.61
15.5400000	10.97	1.30	0.35	0.00	12.62	24.00	-11.38
15.6400000	11.92	1.30	0.35	0.00	13.57	24.00	-10.43
15.8400000	10.52	1.30	0.35	0.00	12.17	24.00	-11.83
16.1400000	9.85	1.30	0.36	0.00	11.51	24.00	-12.49
16.2600000	10.02	1.30	0.36	0.00	11.68	24.00	-12.32
16.5000000	10.29	1.30	0.36	0.00	11.95	24.00	-12.05
16.7600000	9.93	1.30	0.37	0.00	11.60	24.00	-12.40

Mode of Operation Key	
#	Description
1	
2	
3	
4	
5	

Tested by: Michael Westman  
Printed

Signature

Reviewed by: Gerald V. Anderson  
Printed

Signature

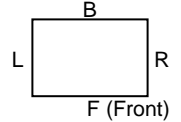
J:\REPORTS\2006\10xx\1038\Rpt\_Docs\2011\1566+2050\1387-RE102-1566-with tab data-mjw-gva.doc

# Radiated Emissions



Test Report #: NC1101387                      Test Area: 3  
 EUT Model #: MIL1566-XXXX                      Date: 13 April, 2011  
 EUT Serial #: None                      EUT Power: 24 VDC                      Temperature: 24 °C  
 Test Method: Mil Std 461F, RE102 and Mil Std 461E, RE102                      Air Pressure: 98.6 kPa  
 Customer: Lind Electronics                      Relative Humidity: 28 %  
 EUT Description: DC to DC Converter                      Page: 31 of 46

FACE DEFINITION  
(TOP VIEW)



Notes: \_\_\_\_\_

Data File Name: T:\13xx\1387\Data\4-13-11\temp\1387RE01-active rod test for 1566.ema

16.92000000	10.26	1.30	0.37	0.00	11.93	24.00	-12.07
17.04000000	10.56	1.30	0.37	0.00	12.23	24.00	-11.77
17.32000000	9.87	1.30	0.37	0.00	11.54	24.00	-12.46
17.46000000	10.23	1.30	0.37	0.00	11.90	24.00	-12.10
17.74000000	10.40	1.30	0.38	0.00	12.08	24.00	-11.92
17.80000000	10.79	1.30	0.38	0.00	12.47	24.00	-11.53
18.02000000	10.57	1.30	0.38	0.00	12.25	24.00	-11.75
18.26000000	10.43	1.30	0.38	0.00	12.11	24.00	-11.89
18.42000000	10.17	1.30	0.39	0.00	11.86	24.00	-12.14
18.72000000	10.09	1.30	0.39	0.00	11.78	24.00	-12.22
18.86000000	10.48	1.30	0.39	0.00	12.17	24.00	-11.83
19.12000000	10.30	1.30	0.39	0.00	11.99	24.00	-12.01
19.34000000	11.17	1.28	0.40	0.00	12.85	24.00	-11.15
19.52000000	10.27	1.27	0.40	0.00	11.94	24.00	-12.06
19.68000000	10.75	1.26	0.40	0.00	12.41	24.00	-11.59
19.86000000	11.27	1.24	0.40	0.00	12.92	24.00	-11.08
20.00000000	11.20	1.23	0.40	0.00	12.84	24.00	-11.16
20.22000000	12.24	1.22	0.41	0.00	13.86	24.00	-10.14
20.46000000	13.13	1.20	0.41	0.00	14.74	24.00	-9.26
20.66000000	11.75	1.20	0.41	0.00	13.36	24.00	-10.64
20.94000000	12.70	1.20	0.41	0.00	14.31	24.00	-9.69
21.10000000	12.45	1.20	0.42	0.00	14.07	24.00	-9.93
21.32000000	11.70	1.20	0.42	0.00	13.32	24.00	-10.68
21.40000000	12.15	1.20	0.42	0.00	13.77	24.00	-10.23
21.62000000	11.81	1.20	0.42	0.00	13.43	24.00	-10.57
21.86000000	11.82	1.20	0.42	0.00	13.44	24.00	-10.56
22.16000000	12.00	1.20	0.43	0.00	13.63	24.00	-10.37
22.26000000	13.20	1.20	0.43	0.00	14.83	24.00	-9.17
22.44000000	11.93	1.20	0.43	0.00	13.56	24.00	-10.44
22.72000000	11.86	1.20	0.43	0.00	13.49	24.00	-10.51
22.94000000	12.32	1.20	0.44	0.00	13.96	24.00	-10.04
23.14000000	12.26	1.20	0.44	0.00	13.90	24.00	-10.10
23.32000000	12.21	1.20	0.44	0.00	13.85	24.00	-10.15
23.52000000	12.43	1.20	0.44	0.00	14.07	24.00	-9.93
23.76000000	13.20	1.19	0.44	0.00	14.83	24.00	-9.17
23.92000000	13.09	1.18	0.45	0.00	14.71	24.00	-9.29
24.02000000	13.70	1.17	0.45	0.00	15.32	24.00	-8.68
24.28000000	12.78	1.16	0.45	0.00	14.38	24.00	-9.62

Tested by: Michael Westman  
Printed

Signature

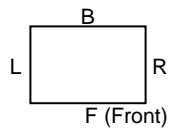
Reviewed by: Gerald V. Anderson  
Printed

Signature

Mode of Operation Key	
#	Description
1	
2	
3	
4	
5	

J:\REPORTS\2006\10xx\1038\Rpt\_Docs\2011\1566+2050\1387-RE102-1566-with tab data-mjw-gva.doc

# Radiated Emissions



Test Report #: NC1101387

Test Area: 3

EUT Model #: MIL1566-XXXX

Date: 13 April, 2011

T = Top  
U = Under Side

EUT Serial #: None

EUT Power: 24 VDC

Temperature: 24 °C

Test Method: Mil Std 461F, RE102 and Mil Std 461E, RE102

Air Pressure: 98.6 kPa

Customer: Lind Electronics

Relative Humidity: 28 %

EUT Description: DC to DC Converter

Page: 32 of 46

Notes: \_\_\_\_\_

Data File Name: T:\13xx\1387\Data\4-13-11\temp\1387RE01-active rod test for 1566.ema

24.40000000	11.77	1.15	0.45	0.00	13.37	24.00	-10.63
24.62000000	12.26	1.13	0.45	0.00	13.85	24.00	-10.15
24.92000000	12.26	1.12	0.46	0.00	13.83	24.00	-10.17
25.10000000	11.66	1.11	0.46	0.00	13.22	24.00	-10.78
25.22000000	13.31	1.10	0.46	0.00	14.87	24.00	-9.13
25.48000000	12.30	1.09	0.46	0.00	13.85	24.00	-10.15
25.78000000	12.91	1.07	0.46	0.00	14.44	24.00	-9.56
25.82000000	11.88	1.07	0.46	0.00	13.41	24.00	-10.59
26.00000000	11.33	1.06	0.47	0.00	12.85	24.00	-11.15
26.28000000	11.64	1.04	0.47	0.00	13.15	24.00	-10.85
26.42000000	12.46	1.03	0.47	0.00	13.96	24.00	-10.04
26.70000000	11.69	1.02	0.47	0.00	13.18	24.00	-10.82
26.88000000	11.28	1.01	0.48	0.00	12.76	24.00	-11.24
27.04000000	11.87	1.00	0.48	0.00	13.35	24.00	-10.65
27.24000000	11.26	1.00	0.48	0.00	12.74	24.00	-11.26
27.50000000	11.11	1.00	0.48	0.00	12.59	24.00	-11.41
27.72000000	11.71	1.00	0.48	0.00	13.19	24.00	-10.81
27.98000000	10.34	1.00	0.49	0.00	11.83	24.00	-12.17
28.12000000	10.61	1.00	0.49	0.00	12.10	24.00	-11.90
28.34000000	9.70	1.00	0.49	0.00	11.19	24.00	-12.81
28.46000000	10.37	1.00	0.49	0.00	11.86	24.00	-12.14
28.74000000	10.67	1.00	0.49	0.00	12.16	24.00	-11.84
28.86000000	11.71	1.00	0.49	0.00	13.20	24.00	-10.80
29.14000000	10.61	0.99	0.50	0.00	12.10	24.00	-11.90
29.22000000	10.55	0.99	0.50	0.00	12.04	24.00	-11.96
29.48000000	10.36	0.98	0.50	0.00	11.83	24.00	-12.17
29.78000000	11.25	0.96	0.50	0.00	12.71	24.00	-11.29
29.98000000	11.19	0.95	0.50	0.00	12.65	24.00	-11.35

Tested by: Michael Westman  
Printed

Signature

Reviewed by: Gerald V. Anderson  
Printed

Signature

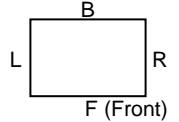
Mode of Operation Key	
#	Description
1	
2	
3	
4	
5	

J:\REPORTS\2006\10xx\1038\Rpt\_Docs\2011\1566+2050\1387-RE102-1566-with tab data-mjw-gva.doc

# Radiated Emissions



America



FACE DEFINITION  
(TOP VIEW)

T = Top  
U = Under Side

Test Report #: NC1101387

Test Area: 3

EUT Model #: MIL1566-XXXX

Date: 13 April, 2011

EUT Serial #: None

EUT Power: 24 VDC

Temperature: 24 °C

Test Method: Mil Std 461F, RE102 and Mil Std 461E, RE102

Air Pressure: 98.6 kPa

Customer: Lind Electronics

Relative Humidity: 28 %

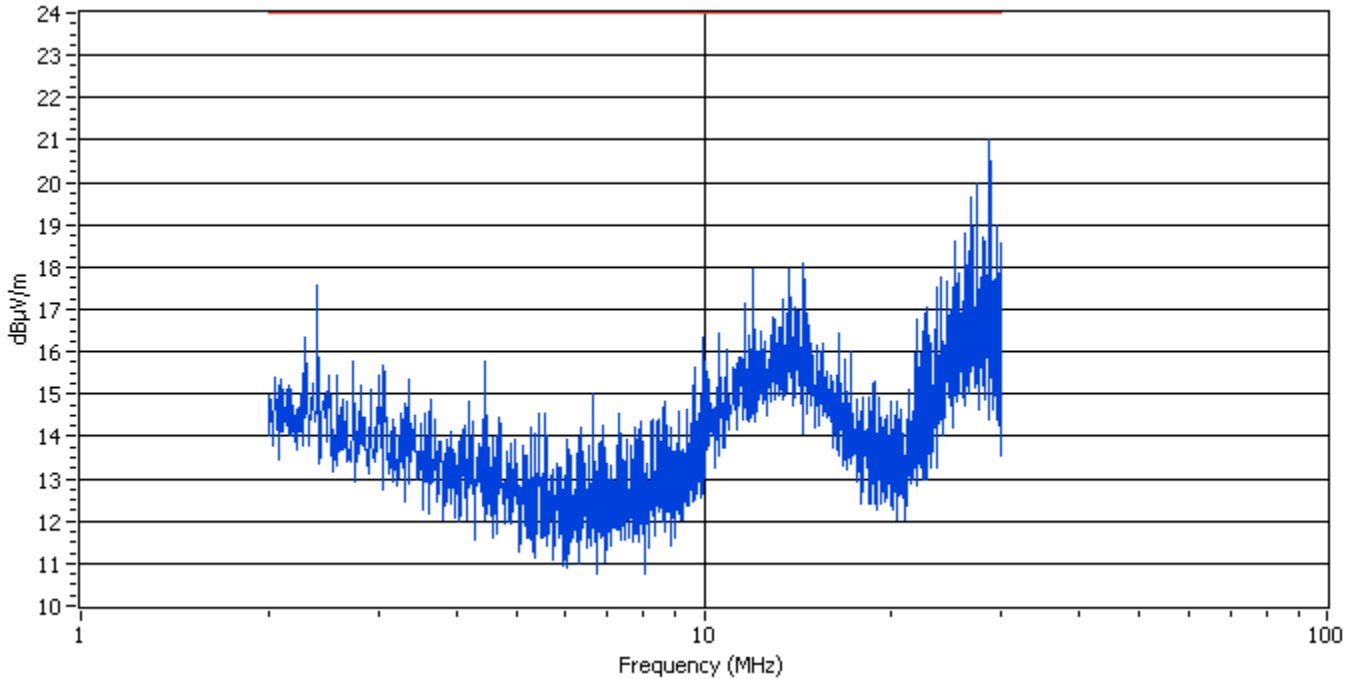
EUT Description: DC to DC Converter

Page: 33 of 46

Notes: \_\_\_\_\_

Data File Name: T:\13xx\1387\Data\4-13-11\temp\1387RE01-active rod test for 1566.ema

## Subreport Number: 7



Polarity: Vertical  
Mode of Operation: Fully OP  
Notes: Per Mil Std 461E

Tested by: Michael Westman  
Printed

Signature

Reviewed by: Gerald V. Anderson  
Printed

Signature

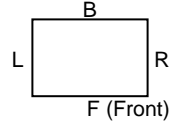
Mode of Operation Key	
#	Description
1	
2	
3	
4	
5	

J:\REPORTS\2006\10xx\1038\Rpt\_Docs\2011\1566+2050\1387-RE102-1566-with tab data-mjw-gva.doc

# Radiated Emissions



America



FACE DEFINITION  
(TOP VIEW)

T = Top  
U = Under Side

Test Report #: NC1101387

Test Area: 3

EUT Model #: MIL1566-XXXX

Date: 13 April, 2011

EUT Serial #: None

EUT Power: 24 VDC

Temperature: 24 °C

Test Method: Mil Std 461F, RE102 and Mil Std 461E, RE102

Air Pressure: 98.6 kPa

Customer: Lind Electronics

Relative Humidity: 28 %

EUT Description: DC to DC Converter

Page: 34 of 46

Notes: \_\_\_\_\_

Data File Name: T:\13xx\1387\Data\4-13-11\temp\1387RE01-active rod test for 1566.ema

Frequency (MHz)	Receiver (dB)	Transducer (dB)	Cable Loss (dB)	Preamp (dB)	Final Data (dB)	Limit	Differential (dB)
2.04800000	13.99	1.30	0.10	0.00	15.39	24.00	-8.61
2.09600000	13.96	1.30	0.10	0.00	15.36	24.00	-8.64
2.16000000	13.81	1.30	0.10	0.00	15.21	24.00	-8.79
2.29600000	14.91	1.30	0.10	0.00	16.31	24.00	-7.69
2.39200000	14.36	1.30	0.11	0.00	15.77	24.00	-8.23
2.40000000	16.17	1.30	0.11	0.00	17.58	24.00	-6.42
2.49600000	14.05	1.30	0.11	0.00	15.46	24.00	-8.54
2.57600000	14.05	1.30	0.11	0.00	15.46	24.00	-8.54
2.66400000	13.43	1.30	0.11	0.00	14.84	24.00	-9.16
2.73600000	14.37	1.30	0.12	0.00	15.79	24.00	-8.21
2.82400000	13.80	1.30	0.12	0.00	15.22	24.00	-8.78
2.92000000	13.69	1.30	0.12	0.00	15.11	24.00	-8.89
3.00000000	14.01	1.30	0.12	0.00	15.43	24.00	-8.57
3.04800000	14.26	1.30	0.12	0.00	15.68	24.00	-8.32
3.16800000	12.99	1.30	0.12	0.00	14.41	24.00	-9.59
3.26400000	13.11	1.30	0.13	0.00	14.54	24.00	-9.46
3.31200000	13.33	1.30	0.13	0.00	14.76	24.00	-9.24
3.36000000	13.90	1.30	0.13	0.00	15.33	24.00	-8.67
3.51200000	12.83	1.36	0.13	0.00	14.32	24.00	-9.68
3.56800000	13.02	1.38	0.13	0.00	14.53	24.00	-9.47
3.64800000	13.34	1.40	0.14	0.00	14.88	24.00	-9.12
3.71200000	12.84	1.40	0.14	0.00	14.38	24.00	-9.62
3.77600000	12.33	1.40	0.14	0.00	13.87	24.00	-10.13
3.88000000	12.40	1.40	0.14	0.00	13.94	24.00	-10.06
3.92800000	12.56	1.40	0.14	0.00	14.10	24.00	-9.90
4.07200000	12.43	1.40	0.14	0.00	13.97	24.00	-10.03
4.12000000	12.70	1.40	0.14	0.00	14.24	24.00	-9.76
4.19200000	13.28	1.40	0.15	0.00	14.83	24.00	-9.17
4.24800000	12.79	1.40	0.15	0.00	14.34	24.00	-9.66
4.35200000	12.26	1.40	0.15	0.00	13.81	24.00	-10.19
4.46400000	14.24	1.40	0.15	0.00	15.79	24.00	-8.21
4.52000000	12.19	1.40	0.15	0.00	13.74	24.00	-10.26
4.57600000	12.41	1.40	0.15	0.00	13.96	24.00	-10.04
4.68800000	12.88	1.40	0.16	0.00	14.44	24.00	-9.56

Tested by: Michael Westman  
Printed

Signature

Reviewed by: Gerald V. Anderson  
Printed

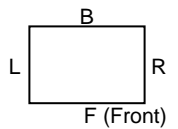
Signature

Mode of Operation Key	
#	Description
1	
2	
3	
4	
5	

J:\REPORTS\2006\10xx\1038\Rpt\_Docs\2011\1566+2050\1387-RE102-1566-with tab data-mjw-gva.doc



# Radiated Emissions



Test Report #: NC1101387

Test Area: 3

FACE DEFINITION (TOP VIEW)

EUT Model #: MIL1566-XXXX

Date: 13 April, 2011

T = Top  
U = Under Side

EUT Serial #: None

EUT Power: 24 VDC

Temperature: 24 °C

Test Method: Mil Std 461F, RE102 and Mil Std 461E, RE102

Air Pressure: 98.6 kPa

Customer: Lind Electronics

Relative Humidity: 28 %

EUT Description: DC to DC Converter

Page: 35 of 46

Notes: \_\_\_\_\_

Data File Name: T:\13xx\1387\Data\4-13-11\temp\1387RE01-active rod test for 1566.ema

4.72800000	12.73	1.40	0.16	0.00	14.29	24.00	-9.71
4.82400000	12.09	1.40	0.16	0.00	13.65	24.00	-10.35
4.89600000	12.28	1.40	0.16	0.00	13.84	24.00	-10.16
4.96000000	12.38	1.40	0.16	0.00	13.94	24.00	-10.06
5.05600000	11.29	1.40	0.16	0.00	12.85	24.00	-11.15
5.13600000	12.24	1.40	0.16	0.00	13.80	24.00	-10.20
5.26400000	12.64	1.40	0.17	0.00	14.21	24.00	-9.79
5.35200000	12.52	1.40	0.17	0.00	14.09	24.00	-9.91
5.43200000	12.16	1.40	0.17	0.00	13.73	24.00	-10.27
5.44000000	12.96	1.40	0.17	0.00	14.53	24.00	-9.47
5.56000000	12.96	1.40	0.17	0.00	14.53	24.00	-9.47
5.66400000	11.51	1.40	0.17	0.00	13.08	24.00	-10.92
5.73600000	11.65	1.40	0.17	0.00	13.22	24.00	-10.78
5.80000000	11.78	1.40	0.17	0.00	13.35	24.00	-10.65
5.91200000	11.67	1.40	0.18	0.00	13.25	24.00	-10.75
5.98400000	11.52	1.40	0.18	0.00	13.10	24.00	-10.90
6.04800000	12.35	1.40	0.18	0.00	13.93	24.00	-10.07
6.08800000	12.13	1.40	0.18	0.00	13.71	24.00	-10.29
6.21600000	11.14	1.40	0.18	0.00	12.72	24.00	-11.28
6.31200000	12.41	1.40	0.18	0.00	13.99	24.00	-10.01
6.32800000	12.63	1.40	0.18	0.00	14.21	24.00	-9.79
6.44800000	11.79	1.40	0.18	0.00	13.37	24.00	-10.63
6.54400000	12.20	1.40	0.19	0.00	13.79	24.00	-10.21
6.63200000	11.38	1.40	0.19	0.00	12.97	24.00	-11.03
6.64800000	13.43	1.40	0.19	0.00	15.02	24.00	-8.98
6.78400000	11.90	1.41	0.19	0.00	13.50	24.00	-10.50
6.82400000	12.28	1.41	0.19	0.00	13.88	24.00	-10.12
6.88800000	12.62	1.43	0.19	0.00	14.24	24.00	-9.76
6.96000000	12.12	1.44	0.19	0.00	13.76	24.00	-10.24
7.10400000	11.63	1.47	0.20	0.00	13.30	24.00	-10.70
7.13600000	11.30	1.48	0.20	0.00	12.97	24.00	-11.03
7.22400000	12.07	1.50	0.20	0.00	13.76	24.00	-10.24
7.29600000	12.83	1.50	0.20	0.00	14.53	24.00	-9.47
7.38400000	12.35	1.50	0.20	0.00	14.05	24.00	-9.95
7.47200000	11.70	1.50	0.20	0.00	13.40	24.00	-10.60
7.52800000	12.23	1.50	0.20	0.00	13.93	24.00	-10.07
7.65600000	12.10	1.50	0.20	0.00	13.80	24.00	-10.20
7.73600000	12.52	1.50	0.20	0.00	14.22	24.00	-9.78

Tested by: Michael Westman  
Printed

Signature

Reviewed by: Gerald V. Anderson  
Printed

Signature

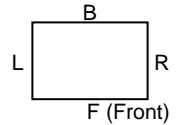
Mode of Operation Key	
#	Description
1	
2	
3	
4	
5	

J:\REPORTS\2006\10xx\1038\Rpt\_Docs\2011\1566+2050\1387-RE102-1566-with tab data-mjw-gva.doc

# Radiated Emissions



America



Test Report #: NC1101387

Test Area: 3

FACE DEFINITION  
(TOP VIEW)

EUT Model #: MIL1566-XXXX

Date: 13 April, 2011

T = Top  
U = Under Side

EUT Serial #: None

EUT Power: 24 VDC

Temperature: 24 °C

Test Method: Mil Std 461F, RE102 and Mil Std 461E, RE102

Air Pressure: 98.6 kPa

Customer: Lind Electronics

Relative Humidity: 28 %

EUT Description: DC to DC Converter

Page: 36 of 46

Notes: \_\_\_\_\_

Data File Name: T:\13xx\1387\Data\4-13-11\temp\1387RE01-active rod test for 1566.ema

7.8080000	12.21	1.50	0.21	0.00	13.92	24.00	-10.08
7.8720000	12.44	1.50	0.21	0.00	14.15	24.00	-9.85
7.9440000	12.66	1.50	0.21	0.00	14.37	24.00	-9.63
8.0000000	12.15	1.50	0.21	0.00	13.86	24.00	-10.14
8.1280000	11.65	1.50	0.21	0.00	13.36	24.00	-10.64
8.2160000	12.34	1.50	0.21	0.00	14.05	24.00	-9.95
8.2800000	12.68	1.50	0.21	0.00	14.39	24.00	-9.61
8.3920000	12.64	1.50	0.21	0.00	14.35	24.00	-9.65
8.4480000	12.67	1.50	0.21	0.00	14.38	24.00	-9.62
8.5360000	12.14	1.50	0.22	0.00	13.86	24.00	-10.14
8.6080000	12.97	1.50	0.22	0.00	14.69	24.00	-9.31
8.6720000	13.11	1.50	0.22	0.00	14.83	24.00	-9.17
8.7280000	12.55	1.50	0.22	0.00	14.27	24.00	-9.73
8.8560000	12.48	1.50	0.22	0.00	14.20	24.00	-9.80
8.9040000	11.94	1.50	0.22	0.00	13.66	24.00	-10.34
9.0320000	12.13	1.50	0.22	0.00	13.85	24.00	-10.15
9.1120000	11.92	1.50	0.22	0.00	13.64	24.00	-10.36
9.1360000	12.85	1.50	0.22	0.00	14.57	24.00	-9.43
9.2480000	11.95	1.50	0.23	0.00	13.68	24.00	-10.32
9.2800000	11.44	1.50	0.23	0.00	13.17	24.00	-10.83
9.3600000	12.90	1.50	0.23	0.00	14.63	24.00	-9.37
9.4640000	12.09	1.50	0.23	0.00	13.82	24.00	-10.18
9.5920000	13.49	1.50	0.23	0.00	15.22	24.00	-8.78
9.6400000	12.36	1.50	0.23	0.00	14.09	24.00	-9.91
9.7040000	13.89	1.50	0.23	0.00	15.62	24.00	-8.38
9.8320000	12.82	1.50	0.23	0.00	14.55	24.00	-9.45
9.8560000	13.22	1.50	0.23	0.00	14.95	24.00	-9.05
9.9760000	14.58	1.50	0.24	0.00	16.32	24.00	-7.68

Tested by: Michael Westman  
Printed

Signature

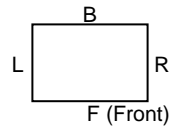
Reviewed by: Gerald V. Anderson  
Printed

Signature

Mode of Operation Key	
#	Description
1	
2	
3	
4	
5	

J:\REPORTS\2006\10xx\1038\Rpt\_Docs\2011\1566+2050\1387-RE102-1566-with tab data-mjw-gva.doc

# Radiated Emissions



Test Report #: NC1101387                      Test Area: 3  
 EUT Model #: MIL1566-XXXX                      Date: 13 April, 2011  
 EUT Serial #: None                      EUT Power: 24 VDC                      Temperature: 24 °C  
 Test Method: Mil Std 461F, RE102 and Mil Std 461E, RE102                      Air Pressure: 98.6 kPa  
 Customer: Lind Electronics                      Relative Humidity: 28 %  
 EUT Description: DC to DC Converter                      Page: 37 of 46

Notes: \_\_\_\_\_

Data File Name: T:\13xx\1387\Data\4-13-11\temp\1387RE01-active rod test for 1566.ema

Frequency (MHz)	Receiver (dB)	Transducer (dB)	Cable Loss (dB)	Preamp (dB)	Final Data (dB)	Limit	Differential (dB)
10.04000000	14.04	1.50	0.24	0.00	15.78	24.00	-8.22
10.22000000	13.59	1.50	0.24	0.00	15.33	24.00	-8.67
10.56000000	13.57	1.50	0.24	0.00	15.31	24.00	-8.69
10.60000000	14.68	1.50	0.24	0.00	16.42	24.00	-7.58
10.88000000	14.33	1.50	0.25	0.00	16.08	24.00	-7.92
11.16000000	13.87	1.50	0.25	0.00	15.62	24.00	-8.38
11.28000000	13.98	1.50	0.25	0.00	15.73	24.00	-8.27
11.44000000	14.09	1.50	0.25	0.00	15.84	24.00	-8.16
11.60000000	15.37	1.50	0.26	0.00	17.13	24.00	-6.87
11.84000000	14.62	1.50	0.26	0.00	16.38	24.00	-7.62
12.02000000	16.19	1.50	0.26	0.00	17.95	24.00	-6.05
12.30000000	14.73	1.50	0.26	0.00	16.49	24.00	-7.51
12.52000000	14.47	1.50	0.27	0.00	16.24	24.00	-7.76
12.78000000	14.62	1.50	0.27	0.00	16.39	24.00	-7.61
12.86000000	15.02	1.50	0.27	0.00	16.79	24.00	-7.21
13.06000000	14.44	1.50	0.27	0.00	16.21	24.00	-7.79
13.38000000	15.46	1.50	0.28	0.00	17.24	24.00	-6.76
13.40000000	14.72	1.50	0.28	0.00	16.50	24.00	-7.50
13.68000000	16.17	1.50	0.28	0.00	17.95	24.00	-6.05
13.82000000	15.50	1.50	0.28	0.00	17.28	24.00	-6.72
14.14000000	15.19	1.50	0.29	0.00	16.98	24.00	-7.02
14.22000000	15.18	1.50	0.29	0.00	16.97	24.00	-7.03
14.42000000	16.30	1.50	0.29	0.00	18.09	24.00	-5.91
14.60000000	15.11	1.49	0.29	0.00	16.89	24.00	-7.11
14.90000000	14.43	1.46	0.29	0.00	16.18	24.00	-7.82
15.00000000	14.13	1.45	0.29	0.00	15.87	24.00	-8.13
15.24000000	14.41	1.43	0.30	0.00	16.13	24.00	-7.87
15.56000000	14.49	1.40	0.30	0.00	16.19	24.00	-7.81
15.66000000	13.69	1.40	0.30	0.00	15.39	24.00	-8.61
15.80000000	13.81	1.40	0.30	0.00	15.51	24.00	-8.49
16.16000000	13.58	1.40	0.31	0.00	15.29	24.00	-8.71
16.36000000	13.72	1.40	0.31	0.00	15.43	24.00	-8.57
16.50000000	14.73	1.40	0.31	0.00	16.44	24.00	-7.56
16.64000000	13.56	1.40	0.31	0.00	15.27	24.00	-8.73

Mode of Operation Key	
#	Description
1	
2	
3	
4	
5	

Tested by: Michael Westman  
Printed

Signature

Reviewed by: Gerald V. Anderson  
Printed

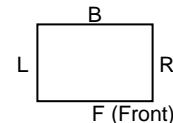
Signature

J:\REPORTS\2006\10xx\1038\Rpt\_Docs\2011\1566+2050\1387-RE102-1566-with tab data-mjw-gva.doc

# Radiated Emissions



America



FACE DEFINITION  
(TOP VIEW)

T = Top  
U = Under Side

Test Report #: NC1101387

Test Area: 3

EUT Model #: MIL1566-XXXX

Date: 13 April, 2011

EUT Serial #: None

EUT Power: 24 VDC

Temperature: 24 °C

Test Method: Mil Std 461F, RE102 and Mil Std 461E, RE102

Air Pressure: 98.6 kPa

Customer: Lind Electronics

Relative Humidity: 28 %

EUT Description: DC to DC Converter

Page: 38 of 46

Notes: \_\_\_\_\_

Data File Name: T:\13xx\1387\Data\4-13-11\temp\1387RE01-active rod test for 1566.ema

16.80000000	14.13	1.39	0.31	0.00	15.83	24.00	-8.17
17.10000000	13.10	1.36	0.32	0.00	14.78	24.00	-9.22
17.24000000	14.32	1.35	0.32	0.00	15.99	24.00	-8.01
17.40000000	12.89	1.34	0.32	0.00	14.55	24.00	-9.45
17.62000000	13.23	1.32	0.32	0.00	14.87	24.00	-9.13
17.88000000	12.96	1.30	0.32	0.00	14.58	24.00	-9.42
18.00000000	13.27	1.30	0.33	0.00	14.90	24.00	-9.10
18.22000000	12.52	1.30	0.33	0.00	14.15	24.00	-9.85
18.44000000	13.29	1.30	0.33	0.00	14.92	24.00	-9.08
18.64000000	13.63	1.30	0.33	0.00	15.26	24.00	-8.74
18.86000000	13.67	1.30	0.33	0.00	15.30	24.00	-8.70
19.12000000	13.30	1.30	0.34	0.00	14.94	24.00	-9.06
19.20000000	12.80	1.30	0.34	0.00	14.44	24.00	-9.56
19.50000000	12.74	1.30	0.34	0.00	14.38	24.00	-9.62
19.70000000	12.85	1.30	0.34	0.00	14.49	24.00	-9.51
19.98000000	13.19	1.30	0.35	0.00	14.84	24.00	-9.16
20.06000000	12.50	1.30	0.35	0.00	14.15	24.00	-9.85
20.20000000	12.85	1.30	0.35	0.00	14.50	24.00	-9.50
20.46000000	13.17	1.30	0.35	0.00	14.82	24.00	-9.18
20.74000000	13.01	1.28	0.35	0.00	14.64	24.00	-9.36
20.94000000	12.43	1.27	0.35	0.00	14.05	24.00	-9.95
21.18000000	12.79	1.25	0.36	0.00	14.40	24.00	-9.60
21.30000000	13.50	1.24	0.36	0.00	15.10	24.00	-8.90
21.44000000	12.75	1.23	0.36	0.00	14.34	24.00	-9.66
21.72000000	12.99	1.22	0.36	0.00	14.57	24.00	-9.43
21.84000000	14.38	1.21	0.36	0.00	15.95	24.00	-8.05
22.04000000	15.20	1.20	0.36	0.00	16.76	24.00	-7.24
22.26000000	14.41	1.20	0.37	0.00	15.98	24.00	-8.02
22.50000000	14.91	1.20	0.37	0.00	16.48	24.00	-7.52
22.66000000	15.33	1.20	0.37	0.00	16.90	24.00	-7.10
22.80000000	15.47	1.20	0.37	0.00	17.04	24.00	-6.96
23.06000000	14.64	1.20	0.37	0.00	16.21	24.00	-7.79
23.30000000	13.64	1.20	0.38	0.00	15.22	24.00	-8.78
23.52000000	14.93	1.20	0.38	0.00	16.51	24.00	-7.49
23.72000000	15.97	1.19	0.38	0.00	17.54	24.00	-6.46
23.82000000	14.34	1.18	0.38	0.00	15.90	24.00	-8.10
24.10000000	16.22	1.17	0.38	0.00	17.77	24.00	-6.23
24.26000000	14.68	1.16	0.38	0.00	16.22	24.00	-7.78

Tested by: Michael Westman  
Printed

Signature

Reviewed by: Gerald V. Anderson  
Printed

Signature

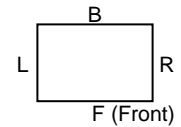
Mode of Operation Key	
#	Description
1	
2	
3	
4	
5	

J:\REPORTS\2006\10xx\1038\Rpt\_Docs\2011\1566+2050\1387-RE102-1566-with tab data-mjw-gva.doc

# Radiated Emissions



America



FACE DEFINITION  
(TOP VIEW)

T = Top  
U = Under Side

Test Report #: NC1101387

Test Area: 3

EUT Model #: MIL1566-XXXX

Date: 13 April, 2011

EUT Serial #: None

EUT Power: 24 VDC

Temperature: 24 °C

Test Method: Mil Std 461F, RE102 and Mil Std 461E, RE102

Air Pressure: 98.6 kPa

Customer: Lind Electronics

Relative Humidity: 28 %

EUT Description: DC to DC Converter

Page: 39 of 46

Notes: \_\_\_\_\_

Data File Name: T:\13xx\1387\Data\4-13-11\temp\1387RE01-active rod test for 1566.ema

24.58000000	15.54	1.14	0.39	0.00	17.06	24.00	-6.94
24.64000000	16.14	1.13	0.39	0.00	17.66	24.00	-6.34
24.92000000	15.51	1.12	0.39	0.00	17.02	24.00	-6.98
25.18000000	16.02	1.10	0.39	0.00	17.51	24.00	-6.49
25.38000000	17.11	1.10	0.39	0.00	18.60	24.00	-5.40
25.46000000	16.14	1.10	0.39	0.00	17.63	24.00	-6.37
25.66000000	16.34	1.10	0.40	0.00	17.84	24.00	-6.16
25.86000000	15.40	1.10	0.40	0.00	16.90	24.00	-7.10
26.08000000	15.69	1.10	0.40	0.00	17.19	24.00	-6.81
26.22000000	17.30	1.10	0.40	0.00	18.80	24.00	-5.20
26.58000000	16.86	1.10	0.40	0.00	18.36	24.00	-5.64
26.78000000	16.70	1.10	0.41	0.00	18.21	24.00	-5.79
26.86000000	18.12	1.10	0.41	0.00	19.63	24.00	-4.37
27.12000000	15.63	1.10	0.41	0.00	17.14	24.00	-6.86
27.36000000	15.32	1.10	0.41	0.00	16.83	24.00	-7.17
27.44000000	18.49	1.10	0.41	0.00	20.00	24.00	-4.00
27.66000000	15.96	1.10	0.41	0.00	17.47	24.00	-6.53
27.94000000	16.24	1.10	0.42	0.00	17.76	24.00	-6.24
28.00000000	17.18	1.10	0.42	0.00	18.70	24.00	-5.30
28.24000000	17.07	1.10	0.42	0.00	18.59	24.00	-5.41
28.54000000	16.14	1.10	0.42	0.00	17.66	24.00	-6.34
28.76000000	19.48	1.10	0.42	0.00	21.00	24.00	-3.00
28.84000000	16.52	1.10	0.42	0.00	18.04	24.00	-5.96
29.04000000	16.13	1.10	0.42	0.00	17.65	24.00	-6.35
29.26000000	16.16	1.10	0.43	0.00	17.69	24.00	-6.31
29.52000000	17.46	1.10	0.43	0.00	18.99	24.00	-5.01
29.78000000	16.30	1.10	0.43	0.00	17.83	24.00	-6.17
29.90000000	17.01	1.10	0.43	0.00	18.54	24.00	-5.46

Tested by: Michael Westman  
Printed

Signature

Reviewed by: Gerald V. Anderson  
Printed

Signature

Mode of Operation Key	
#	Description
1	
2	
3	
4	
5	

J:\REPORTS\2006\10xx\1038\Rpt\_Docs\2011\1566+2050\1387-RE102-1566-with tab data-mjw-gva.doc

# Radiated Emissions

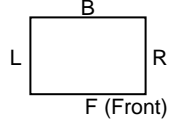


America

Test Report #: NC1101387

Test Area: 3

FACE DEFINITION  
(TOP VIEW)



EUT Model #: MIL1566-XXXX

Date: 13 April, 2011

T = Top  
U = Under Side

EUT Serial #: None

EUT Power: 24 VDC

Temperature: 24 °C

Test Method: Mil Std 461F, RE102 and Mil Std 461E, RE102

Air Pressure: 98.6 kPa

Customer: Lind Electronics

Relative Humidity: 28 %

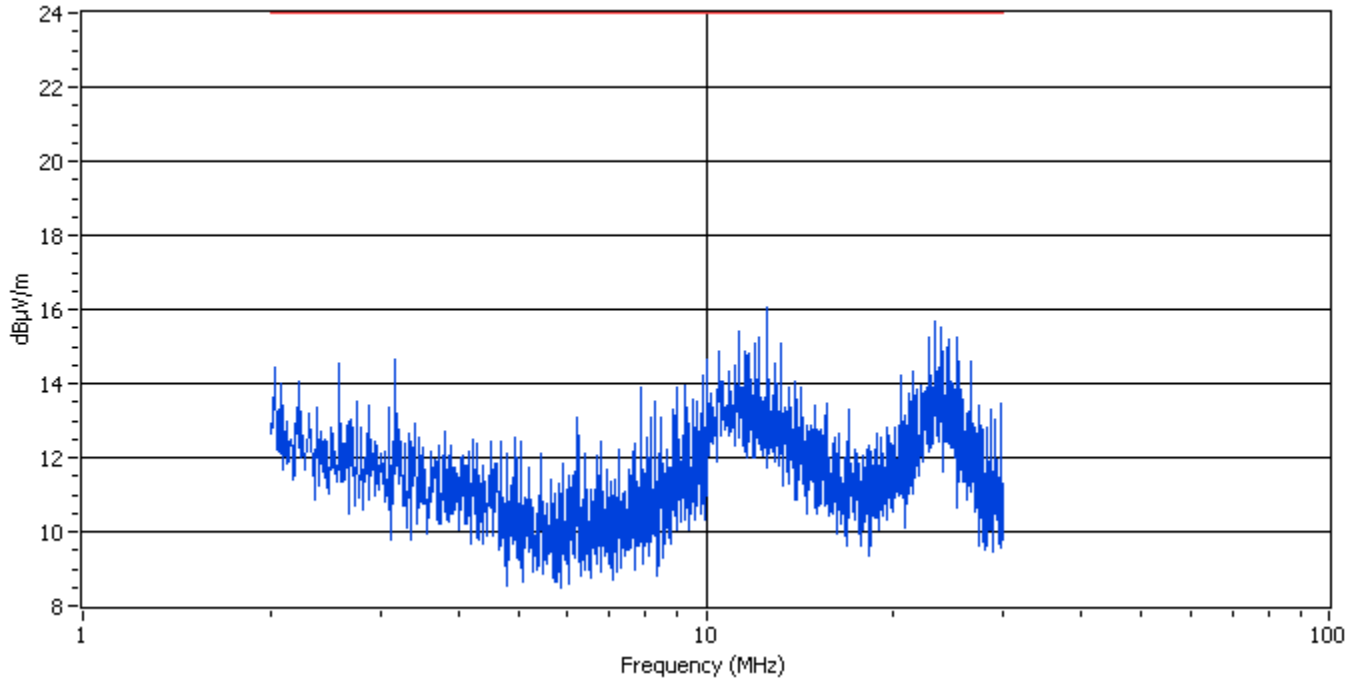
EUT Description: DC to DC Converter

Page: 40 of 46

Notes: \_\_\_\_\_

Data File Name: T:\13xx\1387\Data\4-13-11\temp\1387RE01-active rod test for 1566.ema

## Subreport Number: 8



Polarity: Vertical  
Mode of Operation: Fully OP  
Notes: Per Mil Std 461F

Tested by: Michael Westman  
Printed

Signature

Reviewed by: Gerald V. Anderson  
Printed

Signature

Mode of Operation Key	
#	Description
1	
2	
3	
4	
5	

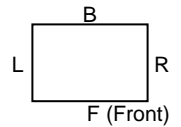
J:\REPORTS\2006\10xx\1038\Rpt\_Docs\2011\1566+2050\1387-RE102-1566-with tab data-mjw-gva.doc

# Radiated Emissions



Test Report #: NC1101387                      Test Area: 3  
 EUT Model #: MIL1566-XXXX                      Date: 13 April, 2011  
 EUT Serial #: None                      EUT Power: 24 VDC                      Temperature: 24 °C  
 Test Method: Mil Std 461F, RE102 and Mil Std 461E, RE102                      Air Pressure: 98.6 kPa  
 Customer: Lind Electronics                      Relative Humidity: 28 %  
 EUT Description: DC to DC Converter                      Page: 41 of 46

FACE DEFINITION  
(TOP VIEW)



T = Top  
U = Under Side

Notes: \_\_\_\_\_

Data File Name: T:\13xx\1387\Data\4-13-11\temp\1387RE01-active rod test for 1566.ema

Frequency (MHz)	Receiver (dB)	Transducer (dB)	Cable Loss (dB)	Preamp (dB)	Final Data (dB)	Limit	Differential (dB)
2.03200000	13.13	1.20	0.11	0.00	14.44	24.00	-9.56
2.08800000	12.07	1.20	0.12	0.00	13.39	24.00	-10.61
2.21600000	12.72	1.20	0.12	0.00	14.04	24.00	-9.96
2.24000000	11.93	1.20	0.12	0.00	13.25	24.00	-10.75
2.37600000	12.02	1.20	0.12	0.00	13.34	24.00	-10.66
2.40800000	11.38	1.20	0.13	0.00	12.71	24.00	-11.29
2.50400000	11.48	1.20	0.13	0.00	12.81	24.00	-11.19
2.58400000	13.23	1.20	0.13	0.00	14.56	24.00	-9.44
2.68800000	11.72	1.20	0.13	0.00	13.05	24.00	-10.95
2.75200000	12.18	1.20	0.13	0.00	13.51	24.00	-10.49
2.80000000	11.45	1.20	0.14	0.00	12.79	24.00	-11.21
2.88000000	12.07	1.20	0.14	0.00	13.41	24.00	-10.59
2.96000000	10.98	1.20	0.14	0.00	12.32	24.00	-11.68
3.09600000	12.00	1.20	0.14	0.00	13.34	24.00	-10.66
3.17600000	13.30	1.20	0.15	0.00	14.65	24.00	-9.35
3.20800000	11.39	1.20	0.15	0.00	12.74	24.00	-11.26
3.33600000	11.32	1.20	0.15	0.00	12.67	24.00	-11.33
3.40000000	11.59	1.20	0.15	0.00	12.94	24.00	-11.06
3.45600000	11.18	1.20	0.15	0.00	12.53	24.00	-11.47
3.52000000	10.93	1.20	0.15	0.00	12.28	24.00	-11.72
3.61600000	10.83	1.20	0.16	0.00	12.19	24.00	-11.81
3.72800000	10.99	1.20	0.16	0.00	12.35	24.00	-11.65
3.80800000	11.35	1.20	0.16	0.00	12.71	24.00	-11.29
3.90400000	10.95	1.20	0.16	0.00	12.31	24.00	-11.69
3.95200000	10.34	1.20	0.16	0.00	11.70	24.00	-12.30
4.03200000	10.63	1.20	0.17	0.00	12.00	24.00	-12.00
4.08800000	10.71	1.20	0.17	0.00	12.08	24.00	-11.92
4.21600000	11.10	1.20	0.17	0.00	12.47	24.00	-11.53
4.30400000	10.98	1.20	0.17	0.00	12.35	24.00	-11.65
4.38400000	10.43	1.20	0.17	0.00	11.80	24.00	-12.20
4.41600000	9.97	1.20	0.18	0.00	11.35	24.00	-12.65
4.52800000	11.04	1.20	0.18	0.00	12.42	24.00	-11.58
4.57600000	10.48	1.20	0.18	0.00	11.86	24.00	-12.14
4.68800000	11.05	1.20	0.18	0.00	12.43	24.00	-11.57

Tested by: Michael Westman  
Printed

Signature

Reviewed by: Gerald V. Anderson  
Printed

Signature

Mode of Operation Key	
#	Description
1	
2	
3	
4	
5	

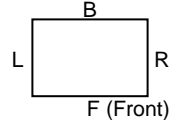
J:\REPORTS\2006\10xx\1038\Rpt\_Docs\2011\1566+2050\1387-RE102-1566-with tab data-mjw-gva.doc

# Radiated Emissions



Test Report #: NC1101387 Test Area: 3  
 EUT Model #: MIL1566-XXXX Date: 13 April, 2011  
 EUT Serial #: None EUT Power: 24 VDC Temperature: 24 °C  
 Test Method: Mil Std 461F, RE102 and Mil Std 461E, RE102 Air Pressure: 98.6 kPa  
 Customer: Lind Electronics Relative Humidity: 28 %  
 EUT Description: DC to DC Converter Page: 42 of 46

FACE DEFINITION  
(TOP VIEW)



Notes: \_\_\_\_\_

Data File Name: T:\13xx\1387\Data\4-13-11\temp\1387RE01-active rod test for 1566.ema

4.77600000	10.67	1.20	0.18	0.00	12.05	24.00	-11.95
4.80000000	10.74	1.20	0.18	0.00	12.12	24.00	-11.88
4.95200000	11.13	1.20	0.19	0.00	12.52	24.00	-11.48
4.96800000	10.61	1.20	0.19	0.00	12.00	24.00	-12.00
5.04000000	11.07	1.20	0.19	0.00	12.46	24.00	-11.54
5.14400000	9.46	1.20	0.19	0.00	10.85	24.00	-13.15
5.20800000	10.35	1.20	0.19	0.00	11.74	24.00	-12.26
5.28000000	9.15	1.20	0.19	0.00	10.54	24.00	-13.46
5.40800000	9.59	1.20	0.20	0.00	10.99	24.00	-13.01
5.44000000	10.69	1.20	0.20	0.00	12.09	24.00	-11.91
5.53600000	9.34	1.21	0.20	0.00	10.75	24.00	-13.25
5.64800000	9.96	1.24	0.20	0.00	11.40	24.00	-12.60
5.72800000	9.56	1.26	0.20	0.00	11.02	24.00	-12.98
5.79200000	9.83	1.28	0.20	0.00	11.31	24.00	-12.69
5.88800000	10.36	1.30	0.21	0.00	11.86	24.00	-12.14
5.97600000	9.65	1.28	0.21	0.00	11.13	24.00	-12.87
6.04000000	10.03	1.26	0.21	0.00	11.50	24.00	-12.50
6.10400000	10.07	1.25	0.21	0.00	11.53	24.00	-12.47
6.21600000	11.63	1.22	0.21	0.00	13.06	24.00	-10.94
6.25600000	11.17	1.21	0.21	0.00	12.59	24.00	-11.41
6.38400000	10.67	1.20	0.21	0.00	12.08	24.00	-11.92
6.45600000	9.71	1.20	0.22	0.00	11.13	24.00	-12.87
6.52800000	9.08	1.20	0.22	0.00	10.50	24.00	-13.50
6.56000000	9.72	1.20	0.22	0.00	11.14	24.00	-12.86
6.67200000	10.62	1.20	0.22	0.00	12.04	24.00	-11.96
6.76000000	11.00	1.20	0.22	0.00	12.42	24.00	-11.58
6.81600000	9.68	1.20	0.22	0.00	11.10	24.00	-12.90
6.92000000	10.27	1.20	0.22	0.00	11.69	24.00	-12.31
6.96000000	9.99	1.20	0.23	0.00	11.42	24.00	-12.58
7.11200000	9.19	1.20	0.23	0.00	10.62	24.00	-13.38
7.12000000	10.00	1.20	0.23	0.00	11.43	24.00	-12.57
7.24800000	10.76	1.20	0.23	0.00	12.19	24.00	-11.81
7.29600000	9.39	1.21	0.23	0.00	10.83	24.00	-13.17
7.40000000	9.64	1.23	0.23	0.00	11.10	24.00	-12.90
7.47200000	9.10	1.24	0.23	0.00	10.58	24.00	-13.42
7.53600000	10.16	1.26	0.24	0.00	11.65	24.00	-12.35
7.65600000	10.67	1.28	0.24	0.00	12.19	24.00	-11.81
7.70400000	10.84	1.29	0.24	0.00	12.37	24.00	-11.63

Tested by: Michael Westman  
Printed

Signature

Reviewed by: Gerald V. Anderson  
Printed

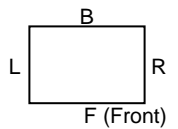
Signature

Mode of Operation Key	
#	Description
1	
2	
3	
4	
5	

J:\REPORTS\2006\10xx\1038\Rpt\_Docs\2011\1566+2050\1387-RE102-1566-with tab data-mjw-gva.doc



# Radiated Emissions



Test Report #: NC1101387

Test Area: 3

FACE DEFINITION (TOP VIEW)

EUT Model #: MIL1566-XXXX

Date: 13 April, 2011

T = Top  
U = Under Side

EUT Serial #: None

EUT Power: 24 VDC

Temperature: 24 °C

Test Method: Mil Std 461F, RE102 and Mil Std 461E, RE102

Air Pressure: 98.6 kPa

Customer: Lind Electronics

Relative Humidity: 28 %

EUT Description: DC to DC Converter

Page: 43 of 46

Notes: \_\_\_\_\_

Data File Name: T:\13xx\1387\Data\4-13-11\temp\1387RE01-active rod test for 1566.ema

7.76800000	9.81	1.30	0.24	0.00	11.35	24.00	-12.65
7.86400000	12.33	1.30	0.24	0.00	13.87	24.00	-10.13
7.92800000	10.13	1.30	0.24	0.00	11.67	24.00	-12.33
8.06400000	11.00	1.30	0.24	0.00	12.54	24.00	-11.46
8.08800000	10.04	1.30	0.24	0.00	11.58	24.00	-12.42
8.16000000	11.52	1.30	0.25	0.00	13.07	24.00	-10.93
8.30400000	11.97	1.30	0.25	0.00	13.52	24.00	-10.48
8.37600000	9.85	1.30	0.25	0.00	11.40	24.00	-12.60
8.44000000	11.51	1.30	0.25	0.00	13.06	24.00	-10.94
8.48800000	10.59	1.30	0.25	0.00	12.14	24.00	-11.86
8.63200000	10.65	1.30	0.25	0.00	12.20	24.00	-11.80
8.70400000	10.17	1.30	0.25	0.00	11.72	24.00	-12.28
8.77600000	9.82	1.30	0.26	0.00	11.38	24.00	-12.62
8.84800000	11.75	1.30	0.26	0.00	13.31	24.00	-10.69
8.89600000	11.60	1.30	0.26	0.00	13.16	24.00	-10.84
9.01600000	12.31	1.30	0.26	0.00	13.87	24.00	-10.13
9.06400000	10.21	1.30	0.26	0.00	11.77	24.00	-12.23
9.15200000	10.56	1.30	0.26	0.00	12.12	24.00	-11.88
9.26400000	12.37	1.30	0.26	0.00	13.93	24.00	-10.07
9.32800000	11.80	1.30	0.26	0.00	13.36	24.00	-10.64
9.37600000	11.36	1.30	0.27	0.00	12.93	24.00	-11.07
9.50400000	10.53	1.30	0.27	0.00	12.10	24.00	-11.90
9.56000000	11.99	1.30	0.27	0.00	13.56	24.00	-10.44
9.66400000	11.97	1.30	0.27	0.00	13.54	24.00	-10.46
9.71200000	10.79	1.30	0.27	0.00	12.36	24.00	-11.64
9.79200000	11.18	1.30	0.27	0.00	12.75	24.00	-11.25
9.89600000	12.62	1.30	0.27	0.00	14.19	24.00	-9.81
9.97600000	11.26	1.30	0.27	0.00	12.83	24.00	-11.17

Tested by: Michael Westman  
Printed

Signature

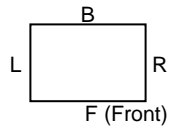
Reviewed by: Gerald V. Anderson  
Printed

Signature

Mode of Operation Key	
#	Description
1	
2	
3	
4	
5	

J:\REPORTS\2006\10xx\1038\Rpt\_Docs\2011\1566+2050\1387-RE102-1566-with tab data-mjw-gva.doc

# Radiated Emissions



FACE DEFINITION  
(TOP VIEW)

T = Top  
U = Under Side

Test Report #: NC1101387

Test Area: 3

EUT Model #: MIL1566-XXXX

Date: 13 April, 2011

EUT Serial #: None

EUT Power: 24 VDC

Temperature: 24 °C

Test Method: Mil Std 461F, RE102 and Mil Std 461E, RE102

Air Pressure: 98.6 kPa

Customer: Lind Electronics

Relative Humidity: 28 %

EUT Description: DC to DC Converter

Page: 44 of 46

Notes: \_\_\_\_\_

Data File Name: T:\13xx\1387\Data\4-13-11\temp\1387RE01-active rod test for 1566.ema

Frequency (MHz)	Receiver (dB)	Transducer (dB)	Cable Loss (dB)	Preamplifier (dB)	Final Data (dB)	Limit	Differential (dB)
10.06000000	13.09	1.30	0.28	0.00	14.67	24.00	-9.33
10.22000000	12.15	1.30	0.28	0.00	13.73	24.00	-10.27
10.52000000	13.30	1.30	0.28	0.00	14.88	24.00	-9.12
10.62000000	12.47	1.30	0.28	0.00	14.05	24.00	-9.95
10.92000000	12.75	1.30	0.29	0.00	14.34	24.00	-9.66
11.16000000	12.92	1.30	0.29	0.00	14.51	24.00	-9.49
11.30000000	13.81	1.30	0.29	0.00	15.40	24.00	-8.60
11.52000000	13.25	1.30	0.30	0.00	14.85	24.00	-9.15
11.68000000	13.23	1.30	0.30	0.00	14.83	24.00	-9.17
11.96000000	13.50	1.30	0.30	0.00	15.10	24.00	-8.90
12.18000000	13.65	1.30	0.31	0.00	15.26	24.00	-8.74
12.24000000	12.02	1.30	0.31	0.00	13.63	24.00	-10.37
12.52000000	14.46	1.30	0.31	0.00	16.07	24.00	-7.93
12.60000000	12.52	1.30	0.31	0.00	14.13	24.00	-9.87
12.94000000	12.94	1.30	0.32	0.00	14.56	24.00	-9.44
13.18000000	13.47	1.30	0.32	0.00	15.09	24.00	-8.91
13.32000000	11.59	1.30	0.32	0.00	13.21	24.00	-10.79
13.44000000	11.74	1.30	0.32	0.00	13.36	24.00	-10.64
13.64000000	12.26	1.30	0.33	0.00	13.89	24.00	-10.11
13.92000000	12.45	1.30	0.33	0.00	14.08	24.00	-9.92
14.02000000	11.26	1.30	0.33	0.00	12.89	24.00	-11.11
14.22000000	12.27	1.30	0.33	0.00	13.90	24.00	-10.10
14.56000000	11.25	1.30	0.34	0.00	12.89	24.00	-11.11
14.78000000	11.21	1.30	0.34	0.00	12.85	24.00	-11.15
14.98000000	11.74	1.30	0.34	0.00	13.38	24.00	-10.62
15.12000000	11.12	1.30	0.35	0.00	12.77	24.00	-11.23
15.34000000	11.09	1.30	0.35	0.00	12.74	24.00	-11.26
15.54000000	11.47	1.30	0.35	0.00	13.12	24.00	-10.88
15.68000000	11.79	1.30	0.35	0.00	13.44	24.00	-10.56
15.80000000	10.34	1.30	0.35	0.00	11.99	24.00	-12.01
16.06000000	10.89	1.30	0.36	0.00	12.55	24.00	-11.45
16.38000000	11.01	1.30	0.36	0.00	12.67	24.00	-11.33
16.40000000	10.03	1.30	0.36	0.00	11.69	24.00	-12.31
16.78000000	10.76	1.30	0.37	0.00	12.43	24.00	-11.57

Tested by: Michael Westman  
Printed

Signature

Reviewed by: Gerald V. Anderson  
Printed

Signature

Mode of Operation Key	
#	Description
1	
2	
3	
4	
5	

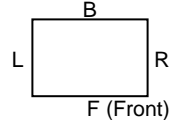
J:\REPORTS\2006\10xx\1038\Rpt\_Docs\2011\1566+2050\1387-RE102-1566-with tab data-mjw-gva.doc

# Radiated Emissions



Test Report #: NC1101387      Test Area: 3  
 EUT Model #: MIL1566-XXXX      Date: 13 April, 2011  
 EUT Serial #: None      EUT Power: 24 VDC      Temperature: 24 °C  
 Test Method: Mil Std 461F, RE102 and Mil Std 461E, RE102      Air Pressure: 98.6 kPa  
 Customer: Lind Electronics      Relative Humidity: 28 %  
 EUT Description: DC to DC Converter      Page: 45 of 46

FACE DEFINITION  
(TOP VIEW)



Notes: \_\_\_\_\_

Data File Name: T:\13xx\1387\Data\4-13-11\temp\1387RE01-active rod test for 1566.ema

16.98000000	11.62	1.30	0.37	0.00	13.29	24.00	-10.71
17.06000000	10.15	1.30	0.37	0.00	11.82	24.00	-12.18
17.32000000	10.55	1.30	0.37	0.00	12.22	24.00	-11.78
17.52000000	10.41	1.30	0.38	0.00	12.09	24.00	-11.91
17.60000000	9.81	1.30	0.38	0.00	11.49	24.00	-12.51
17.90000000	10.40	1.30	0.38	0.00	12.08	24.00	-11.92
18.16000000	10.53	1.30	0.38	0.00	12.21	24.00	-11.79
18.20000000	10.66	1.30	0.38	0.00	12.34	24.00	-11.66
18.42000000	10.47	1.30	0.39	0.00	12.16	24.00	-11.84
18.66000000	10.52	1.30	0.39	0.00	12.21	24.00	-11.79
18.82000000	10.94	1.30	0.39	0.00	12.63	24.00	-11.37
19.10000000	10.83	1.30	0.39	0.00	12.52	24.00	-11.48
19.26000000	10.44	1.29	0.40	0.00	12.12	24.00	-11.88
19.52000000	11.14	1.27	0.40	0.00	12.81	24.00	-11.19
19.68000000	10.92	1.26	0.40	0.00	12.58	24.00	-11.42
19.82000000	10.71	1.25	0.40	0.00	12.36	24.00	-11.64
20.16000000	11.16	1.22	0.41	0.00	12.79	24.00	-11.21
20.28000000	10.31	1.21	0.41	0.00	11.93	24.00	-12.07
20.54000000	12.60	1.20	0.41	0.00	14.21	24.00	-9.79
20.76000000	11.34	1.20	0.41	0.00	12.95	24.00	-11.05
20.92000000	11.50	1.20	0.41	0.00	13.11	24.00	-10.89
21.14000000	12.12	1.20	0.42	0.00	13.74	24.00	-10.26
21.32000000	11.88	1.20	0.42	0.00	13.50	24.00	-10.50
21.46000000	12.71	1.20	0.42	0.00	14.33	24.00	-9.67
21.76000000	12.24	1.20	0.42	0.00	13.86	24.00	-10.14
21.82000000	12.18	1.20	0.42	0.00	13.80	24.00	-10.20
22.08000000	12.11	1.20	0.43	0.00	13.74	24.00	-10.26
22.20000000	12.32	1.20	0.43	0.00	13.95	24.00	-10.05
22.44000000	12.13	1.20	0.43	0.00	13.76	24.00	-10.24
22.76000000	13.59	1.20	0.43	0.00	15.22	24.00	-8.78
22.86000000	13.08	1.20	0.43	0.00	14.71	24.00	-9.29
23.18000000	12.25	1.20	0.44	0.00	13.89	24.00	-10.11
23.28000000	14.02	1.20	0.44	0.00	15.66	24.00	-8.34
23.56000000	12.71	1.20	0.44	0.00	14.35	24.00	-9.65
23.70000000	12.82	1.19	0.44	0.00	14.45	24.00	-9.55
23.88000000	13.87	1.18	0.44	0.00	15.49	24.00	-8.51
24.00000000	13.22	1.17	0.45	0.00	14.84	24.00	-9.16
24.36000000	13.37	1.15	0.45	0.00	14.97	24.00	-9.03

Tested by: Michael Westman  
Printed

Signature

Reviewed by: Gerald V. Anderson  
Printed

Signature

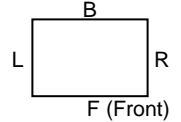
Mode of Operation Key	
#	Description
1	
2	
3	
4	
5	

J:\REPORTS\2006\10xx\1038\Rpt\_Docs\2011\1566+2050\1387-RE102-1566-with tab data-mjw-gva.doc

# Radiated Emissions



America



FACE DEFINITION  
(TOP VIEW)

T = Top  
U = Under Side

Test Report #: NC1101387

Test Area: 3

EUT Model #: MIL1566-XXXX

Date: 13 April, 2011

EUT Serial #: None

EUT Power: 24 VDC

Temperature: 24 °C

Test Method: Mil Std 461F, RE102 and Mil Std 461E, RE102

Air Pressure: 98.6 kPa

Customer: Lind Electronics

Relative Humidity: 28 %

EUT Description: DC to DC Converter

Page: 46 of 46

Notes: \_\_\_\_\_

Data File Name: T:\13xx\1387\Data\4-13-11\temp\1387RE01-active rod test for 1566.ema

24.50000000	13.54	1.14	0.45	0.00	15.13	24.00	-8.87
24.60000000	13.59	1.14	0.45	0.00	15.18	24.00	-8.82
24.94000000	12.41	1.12	0.46	0.00	13.98	24.00	-10.02
25.04000000	12.25	1.11	0.46	0.00	13.82	24.00	-10.18
25.22000000	13.68	1.10	0.46	0.00	15.24	24.00	-8.76
25.56000000	13.07	1.08	0.46	0.00	14.61	24.00	-9.39
25.62000000	11.64	1.08	0.46	0.00	13.18	24.00	-10.82
25.94000000	12.05	1.06	0.47	0.00	13.58	24.00	-10.42
26.18000000	11.69	1.05	0.47	0.00	13.20	24.00	-10.80
26.34000000	11.71	1.04	0.47	0.00	13.22	24.00	-10.78
26.58000000	11.79	1.02	0.47	0.00	13.29	24.00	-10.71
26.60000000	13.11	1.02	0.47	0.00	14.61	24.00	-9.39
26.82000000	11.42	1.01	0.47	0.00	12.91	24.00	-11.09
27.18000000	11.17	1.00	0.48	0.00	12.65	24.00	-11.35
27.24000000	10.54	1.00	0.48	0.00	12.02	24.00	-11.98
27.44000000	11.93	1.00	0.48	0.00	13.41	24.00	-10.59
27.78000000	11.29	1.00	0.48	0.00	12.77	24.00	-11.23
27.86000000	10.19	1.00	0.48	0.00	11.67	24.00	-12.33
28.18000000	10.92	1.00	0.49	0.00	12.41	24.00	-11.59
28.32000000	11.31	1.00	0.49	0.00	12.80	24.00	-11.20
28.54000000	10.38	1.00	0.49	0.00	11.87	24.00	-12.13
28.66000000	11.80	1.00	0.49	0.00	13.29	24.00	-10.71
28.92000000	10.11	1.00	0.49	0.00	11.60	24.00	-12.40
29.14000000	11.55	0.99	0.50	0.00	13.04	24.00	-10.96
29.28000000	10.47	0.98	0.50	0.00	11.95	24.00	-12.05
29.40000000	10.01	0.98	0.50	0.00	11.49	24.00	-12.51
29.78000000	9.88	0.96	0.50	0.00	11.34	24.00	-12.66
29.80000000	11.99	0.96	0.50	0.00	13.45	24.00	-10.55

Tested by: Michael Westman  
Printed

Signature

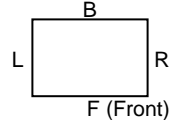
Reviewed by: Gerald V. Anderson  
Printed

Signature

Mode of Operation Key	
#	Description
1	
2	
3	
4	
5	

J:\REPORTS\2006\10xx\1038\Rpt\_Docs\2011\1566+2050\1387-RE102-1566-with tab data-mjw-gva.doc

# Radiated Emissions



Test Report #: NC1101387 Test Area: 3

EUT Model #: MIL2050-XXXX Date: 13 April, 2011

EUT Serial #: None EUT Power: 24 VDC Temperature: 24 °C

Test Method: Mil Std 461F, RE102 and Mil Std 461E, RE102 Air Pressure: 98.6 kPa

Customer: Lind Electronics Relative Humidity: 28 %

EUT Description: DC to DC Converter Page: 1 of 46

Notes: \_\_\_\_\_

Data File Name: T:\13xx\1387\Data\4-13-11\temp\1387RE01-active rod test for 2050.ema

## Report Number: 1

Frequency	Transducer	POL	Ant Dist	Side	EM Type	OP Mode	Notes:	P/F?
2.000 MHz - 10.000 MHz	Active Rod	N/A	N/A	N/A	N/A	System Check	At 2 MHz	Pass

Peak Over/Under Limit Value: -3.05dB @ 2.00000000MHz

## Report Number: 2

Frequency	Transducer	POL	Ant Dist	Side	EM Type	OP Mode	Notes:	P/F?
2.000 MHz - 10.000 MHz	Active Rod	N/A	N/A	N/A	N/A	System Check	At 8 MHz	Pass

Peak Over/Under Limit Value: -5.62dB @ 8.00000000MHz

## Report Number: 3

Frequency	Transducer	POL	Ant Dist	Side	EM Type	OP Mode	Notes:	P/F?
10.000 MHz - 30.000 MHz	Active Rod	N/A	N/A	N/A	N/A	System Check	At 30 MHz	Pass

Peak Over/Under Limit Value: -3.54dB @ 30.00000000MHz

## Report Number: 4

Frequency	Transducer	POL	Ant Dist	Side	EM Type	OP Mode	Notes:	P/F?
10.000 MHz - 30.000 MHz	Active Rod	N/A	N/A	N/A	N/A	System Check	At 30 MHz	N/A

Peak Over/Under Limit Value: 18.48dB @ 30.00000000MHz

Tested by: Michael Westman  
Printed

Signature

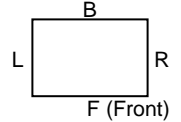
Reviewed by: Gerald V. Anderson  
Printed

Signature

Mode of Operation Key	
#	Description
1	
2	
3	
4	
5	

J:\REPORTS\2006\10xx\1038\Rpt\_Docs\2011\1566+2050\1387-RE102-2050-with tab data-mjw-gva.doc

# Radiated Emissions



Test Report #: NC1101387                      Test Area: 3  
 EUT Model #: MIL2050-XXXX                      Date: 13 April, 2011  
 EUT Serial #: None                      EUT Power: 24 VDC                      Temperature: 24 °C  
 Test Method: Mil Std 461F, RE102 and Mil Std 461E, RE102                      Air Pressure: 98.6 kPa  
 Customer: Lind Electronics                      Relative Humidity: 28 %  
 EUT Description: DC to DC Converter                      Page: 2 of 46

Notes: \_\_\_\_\_

Data File Name: T:\13xx\1387\Data\4-13-11\temp\1387RE01-active rod test for 2050.ema

## Report Number: 5

Frequency	Transducer	POL	Ant Dist	Side	EM Type	OP Mode	Notes:	P/F?
2.000 MHz - 10.000 MHz	Active Rod	V	1 m	Front	N/A	Ambient	Per Mil Std 461E	Pass
10.000 MHz - 30.000 MHz	Active Rod	V	1 m	Front	N/A	Ambient	Per Mil Std 461E	Pass

Peak Over/Under Limit Value: -6.18dB @ 15.10000000MHz

## Report Number: 6

Frequency	Transducer	POL	Ant Dist	Side	EM Type	OP Mode	Notes:	P/F?
2.000 MHz - 10.000 MHz	Active Rod	V	1 m	Front	N/A	Ambient	Per Mil Std 461F	Pass
10.000 MHz - 30.000 MHz	Active Rod	V	1 m	Front	N/A	Ambient	Per Mil Std 461F	Pass

Peak Over/Under Limit Value: -8.68dB @ 24.02000000MHz

## Report Number: 7

Frequency	Transducer	POL	Ant Dist	Side	EM Type	OP Mode	Notes:	P/F?
2.000 MHz - 10.000 MHz	Active Rod	V	1 m	Front	N/A	Fully OP	Per Mil Std 461E	Pass
10.000 MHz - 30.000 MHz	Active Rod	V	1 m	Front	N/A	Fully OP	Per Mil Std 461E	Pass

Peak Over/Under Limit Value: -3.24dB @ 28.70000000MHz

## Report Number: 8

Frequency	Transducer	POL	Ant Dist	Side	EM Type	OP Mode	Notes:	P/F?
2.000 MHz - 10.000 MHz	Active Rod	V	1 m	Front	N/A	Fully OP	Per Mil Std 461F	Pass
10.000 MHz - 30.000 MHz	Active Rod	V	1 m	Front	N/A	Fully OP	Per Mil Std 461F	Pass

Peak Over/Under Limit Value: -7.86dB @ 23.82000000MHz

Tested by: Michael Westman  
Printed

Signature

Reviewed by: Gerald V. Anderson  
Printed

Signature

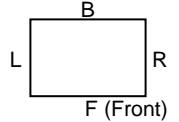
Mode of Operation Key	
#	Description
1	
2	
3	
4	
5	

J:\REPORTS\2006\10xx\1038\Rpt\_Docs\2011\1566+2050\1387-RE102-2050-with tab data-mjw-gva.doc

# Radiated Emissions



America



FACE DEFINITION  
(TOP VIEW)

T = Top  
U = Under Side

Test Report #: NC1101387

Test Area: 3

EUT Model #: MIL2050-XXXX

Date: 13 April, 2011

EUT Serial #: None

EUT Power: 24 VDC

Temperature: 24 °C

Test Method: Mil Std 461F, RE102 and Mil Std 461E, RE102

Air Pressure: 98.6 kPa

Customer: Lind Electronics

Relative Humidity: 28 %

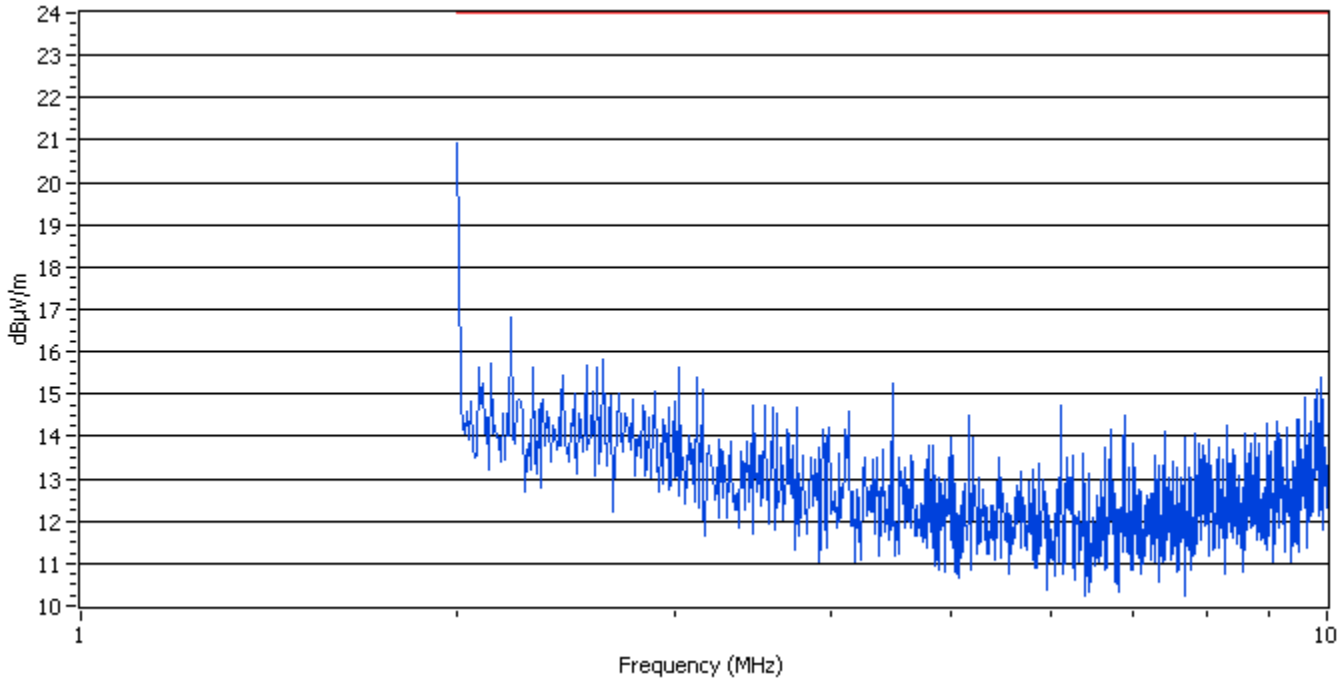
EUT Description: DC to DC Converter

Page: 3 of 46

Notes: \_\_\_\_\_

Data File Name: T:\13xx\1387\Data\4-13-11\temp\1387RE01-active rod test for 2050.ema

## Subreport Number: 1



Polarity: N/A

Mode of Operation: System Check at 2 MHz

Tested by: Michael Westman  
Printed

Signature

Reviewed by: Gerald V. Anderson  
Printed

Signature

Mode of Operation Key	
#	Description
1	
2	
3	
4	
5	

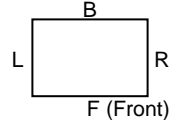
J:\REPORTS\2006\10xx\1038\Rpt\_Docs\2011\1566+2050\1387-RE102-2050-with tab data-mjw-gva.doc

# Radiated Emissions



Test Report #: NC1101387                      Test Area: 3  
 EUT Model #: MIL2050-XXXX                      Date: 13 April, 2011  
 EUT Serial #: None                      EUT Power: 24 VDC                      Temperature: 24 °C  
 Test Method: Mil Std 461F, RE102 and Mil Std 461E, RE102                      Air Pressure: 98.6 kPa  
 Customer: Lind Electronics                      Relative Humidity: 28 %  
 EUT Description: DC to DC Converter                      Page: 4 of 46

FACE DEFINITION  
(TOP VIEW)



T = Top  
U = Under Side

Notes: \_\_\_\_\_

Data File Name: T:\13xx\1387\Data\4-13-11\temp\1387RE01-active rod test for 2050.ema

Frequency (MHz)	Receiver (dB)	Transducer (dB)	Cable Loss (dB)	Preamp (dB)	Final Data (dB)	Limit	Differential (dB)
2.0000000	19.55	1.30	0.10	0.00	20.95	24.00	-3.05
2.1360000	14.34	1.30	0.10	0.00	15.74	24.00	-8.26
2.2160000	15.41	1.30	0.10	0.00	16.81	24.00	-7.19
2.3040000	14.23	1.30	0.10	0.00	15.63	24.00	-8.37
2.3520000	13.45	1.30	0.11	0.00	14.86	24.00	-9.14
2.4400000	14.05	1.30	0.11	0.00	15.46	24.00	-8.54
2.5440000	14.26	1.30	0.11	0.00	15.67	24.00	-8.33
2.6240000	14.39	1.30	0.11	0.00	15.80	24.00	-8.20
2.7040000	13.61	1.30	0.11	0.00	15.02	24.00	-8.98
2.7760000	13.44	1.30	0.12	0.00	14.86	24.00	-9.14
2.8240000	13.30	1.30	0.12	0.00	14.72	24.00	-9.28
2.8880000	13.64	1.30	0.12	0.00	15.06	24.00	-8.94
3.0240000	14.19	1.30	0.12	0.00	15.61	24.00	-8.39
3.0720000	12.61	1.30	0.12	0.00	14.03	24.00	-9.97
3.1200000	13.96	1.30	0.12	0.00	15.38	24.00	-8.62
3.2480000	12.51	1.30	0.13	0.00	13.94	24.00	-10.06
3.3200000	12.47	1.30	0.13	0.00	13.90	24.00	-10.10
3.4240000	12.45	1.32	0.13	0.00	13.90	24.00	-10.10
3.4640000	13.24	1.34	0.13	0.00	14.71	24.00	-9.29
3.5360000	13.25	1.37	0.13	0.00	14.75	24.00	-9.25
3.6160000	13.00	1.40	0.13	0.00	14.53	24.00	-9.47
3.6880000	12.63	1.40	0.14	0.00	14.17	24.00	-9.83
3.7600000	13.16	1.40	0.14	0.00	14.70	24.00	-9.30
3.9040000	12.20	1.40	0.14	0.00	13.74	24.00	-10.26
3.9840000	12.65	1.40	0.14	0.00	14.19	24.00	-9.81
4.0640000	12.03	1.40	0.14	0.00	13.57	24.00	-10.43
4.1280000	13.04	1.40	0.14	0.00	14.58	24.00	-9.42
4.2000000	11.20	1.40	0.15	0.00	12.75	24.00	-11.25
4.2560000	11.97	1.40	0.15	0.00	13.52	24.00	-10.48
4.3600000	11.93	1.40	0.15	0.00	13.48	24.00	-10.52
4.4080000	12.14	1.40	0.15	0.00	13.69	24.00	-10.31
4.4800000	13.72	1.40	0.15	0.00	15.27	24.00	-8.73
4.6320000	11.99	1.40	0.15	0.00	13.54	24.00	-10.46
4.6480000	11.85	1.40	0.15	0.00	13.40	24.00	-10.60

Mode of Operation Key	
#	Description
1	
2	
3	
4	
5	

Tested by: Michael Westman  
Printed

Signature

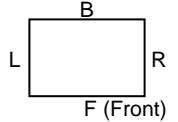
Reviewed by: Gerald V. Anderson  
Printed

Signature

J:\REPORTS\2006\10xx\1038\Rpt\_Docs\2011\1566+2050\1387-RE102-2050-with tab data-mjw-gva.doc



# Radiated Emissions



Test Report #: NC1101387

Test Area: 3

FACE DEFINITION  
(TOP VIEW)

EUT Model #: MIL2050-XXXX

Date: 13 April, 2011

T = Top  
U = Under Side

EUT Serial #: None

EUT Power: 24 VDC

Temperature: 24 °C

Test Method: Mil Std 461F, RE102 and Mil Std 461E, RE102

Air Pressure: 98.6 kPa

Customer: Lind Electronics

Relative Humidity: 28 %

EUT Description: DC to DC Converter

Page: 5 of 46

Notes: \_\_\_\_\_

Data File Name: T:\13xx\1387\Data\4-13-11\temp\1387RE01-active rod test for 2050.ema

4.78400000	12.22	1.40	0.16	0.00	13.78	24.00	-10.22
4.83200000	12.21	1.40	0.16	0.00	13.77	24.00	-10.23
4.88800000	11.45	1.40	0.16	0.00	13.01	24.00	-10.99
5.00000000	12.39	1.40	0.16	0.00	13.95	24.00	-10.05
5.11200000	10.94	1.40	0.16	0.00	12.50	24.00	-11.50
5.16800000	12.94	1.40	0.16	0.00	14.50	24.00	-9.50
5.20000000	12.39	1.40	0.16	0.00	13.95	24.00	-10.05
5.30400000	11.20	1.40	0.17	0.00	12.77	24.00	-11.23
5.39200000	10.78	1.40	0.17	0.00	12.35	24.00	-11.65
5.46400000	11.94	1.40	0.17	0.00	13.51	24.00	-10.49
5.54400000	10.83	1.40	0.17	0.00	12.40	24.00	-11.60
5.67200000	11.60	1.40	0.17	0.00	13.17	24.00	-10.83
5.69600000	11.00	1.40	0.17	0.00	12.57	24.00	-11.43
5.81600000	11.64	1.40	0.17	0.00	13.21	24.00	-10.79
5.87200000	11.79	1.40	0.18	0.00	13.37	24.00	-10.63
5.92800000	11.13	1.40	0.18	0.00	12.71	24.00	-11.29
6.06400000	11.15	1.40	0.18	0.00	12.73	24.00	-11.27
6.11200000	13.14	1.40	0.18	0.00	14.72	24.00	-9.28
6.18400000	11.90	1.40	0.18	0.00	13.48	24.00	-10.52
6.24800000	11.96	1.40	0.18	0.00	13.54	24.00	-10.46
6.37600000	12.01	1.40	0.18	0.00	13.59	24.00	-10.41
6.44000000	11.52	1.40	0.18	0.00	13.10	24.00	-10.90
6.54400000	11.00	1.40	0.19	0.00	12.59	24.00	-11.41
6.63200000	12.17	1.40	0.19	0.00	13.76	24.00	-10.24
6.70400000	12.59	1.40	0.19	0.00	14.18	24.00	-9.82
6.74400000	11.34	1.40	0.19	0.00	12.93	24.00	-11.07
6.87200000	12.86	1.42	0.19	0.00	14.48	24.00	-9.52
6.88800000	11.85	1.43	0.19	0.00	13.47	24.00	-10.53
7.00000000	12.18	1.45	0.19	0.00	13.82	24.00	-10.18
7.07200000	11.07	1.47	0.19	0.00	12.73	24.00	-11.27
7.17600000	10.91	1.49	0.20	0.00	12.59	24.00	-11.41
7.25600000	10.97	1.50	0.20	0.00	12.67	24.00	-11.33
7.28000000	11.86	1.50	0.20	0.00	13.56	24.00	-10.44
7.42400000	12.40	1.50	0.20	0.00	14.10	24.00	-9.90
7.48000000	11.32	1.50	0.20	0.00	13.02	24.00	-10.98
7.52800000	11.72	1.50	0.20	0.00	13.42	24.00	-10.58
7.63200000	11.34	1.50	0.20	0.00	13.04	24.00	-10.96
7.68000000	12.28	1.50	0.20	0.00	13.98	24.00	-10.02

Tested by: Michael Westman  
Printed

Signature

Reviewed by: Gerald V. Anderson  
Printed

Signature

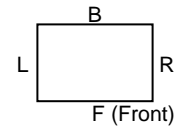
Mode of Operation Key	
#	Description
1	
2	
3	
4	
5	

J:\REPORTS\2006\10xx\1038\Rpt\_Docs\2011\1566+2050\1387-RE102-2050-with tab data-mjw-gva.doc

# Radiated Emissions



America



FACE DEFINITION  
(TOP VIEW)

T = Top  
U = Under Side

Test Report #: NC1101387

Test Area: 3

EUT Model #: MIL2050-XXXX

Date: 13 April, 2011

EUT Serial #: None

EUT Power: 24 VDC

Temperature: 24 °C

Test Method: Mil Std 461F, RE102 and Mil Std 461E, RE102

Air Pressure: 98.6 kPa

Customer: Lind Electronics

Relative Humidity: 28 %

EUT Description: DC to DC Converter

Page: 6 of 46

Notes: \_\_\_\_\_

Data File Name: T:\13xx\1387\Data\4-13-11\temp\1387RE01-active rod test for 2050.ema

7.79200000	11.30	1.50	0.21	0.00	13.01	24.00	-10.99
7.84800000	12.37	1.50	0.21	0.00	14.08	24.00	-9.92
7.94400000	12.08	1.50	0.21	0.00	13.79	24.00	-10.21
8.04800000	12.21	1.50	0.21	0.00	13.92	24.00	-10.08
8.09600000	11.26	1.50	0.21	0.00	12.97	24.00	-11.03
8.19200000	12.03	1.50	0.21	0.00	13.74	24.00	-10.26
8.24000000	11.76	1.50	0.21	0.00	13.47	24.00	-10.53
8.32000000	12.54	1.50	0.21	0.00	14.25	24.00	-9.75
8.40800000	11.96	1.50	0.21	0.00	13.67	24.00	-10.33
8.49600000	11.34	1.50	0.22	0.00	13.06	24.00	-10.94
8.58400000	12.34	1.50	0.22	0.00	14.06	24.00	-9.94
8.68000000	12.13	1.50	0.22	0.00	13.85	24.00	-10.15
8.75200000	12.34	1.50	0.22	0.00	14.06	24.00	-9.94
8.82400000	12.11	1.50	0.22	0.00	13.83	24.00	-10.17
8.93600000	11.67	1.50	0.22	0.00	13.39	24.00	-10.61
8.96000000	12.60	1.50	0.22	0.00	14.32	24.00	-9.68
9.10400000	12.64	1.50	0.22	0.00	14.36	24.00	-9.64
9.16800000	12.35	1.50	0.22	0.00	14.07	24.00	-9.93
9.20000000	11.95	1.50	0.23	0.00	13.68	24.00	-10.32
9.29600000	12.48	1.50	0.23	0.00	14.21	24.00	-9.79
9.38400000	11.68	1.50	0.23	0.00	13.41	24.00	-10.59
9.50400000	12.67	1.50	0.23	0.00	14.40	24.00	-9.60
9.59200000	13.19	1.50	0.23	0.00	14.92	24.00	-9.08
9.65600000	12.33	1.50	0.23	0.00	14.06	24.00	-9.94
9.71200000	12.64	1.50	0.23	0.00	14.37	24.00	-9.63
9.80000000	13.37	1.50	0.23	0.00	15.10	24.00	-8.90
9.89600000	13.64	1.50	0.23	0.00	15.37	24.00	-8.63
9.93600000	13.13	1.50	0.23	0.00	14.86	24.00	-9.14

Tested by: Michael Westman  
Printed

Signature

Reviewed by: Gerald V. Anderson  
Printed

Signature

Mode of Operation Key	
#	Description
1	
2	
3	
4	
5	

J:\REPORTS\2006\10xx\1038\Rpt\_Docs\2011\1566+2050\1387-RE102-2050-with tab data-mjw-gva.doc

# Radiated Emissions

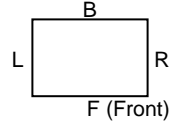


America

Test Report #: NC1101387

Test Area: 3

FACE DEFINITION  
(TOP VIEW)



EUT Model #: MIL2050-XXXX

Date: 13 April, 2011

T = Top  
U = Under Side

EUT Serial #: None

EUT Power: 24 VDC

Temperature: 24 °C

Test Method: Mil Std 461F, RE102 and Mil Std 461E, RE102

Air Pressure: 98.6 kPa

Customer: Lind Electronics

Relative Humidity: 28 %

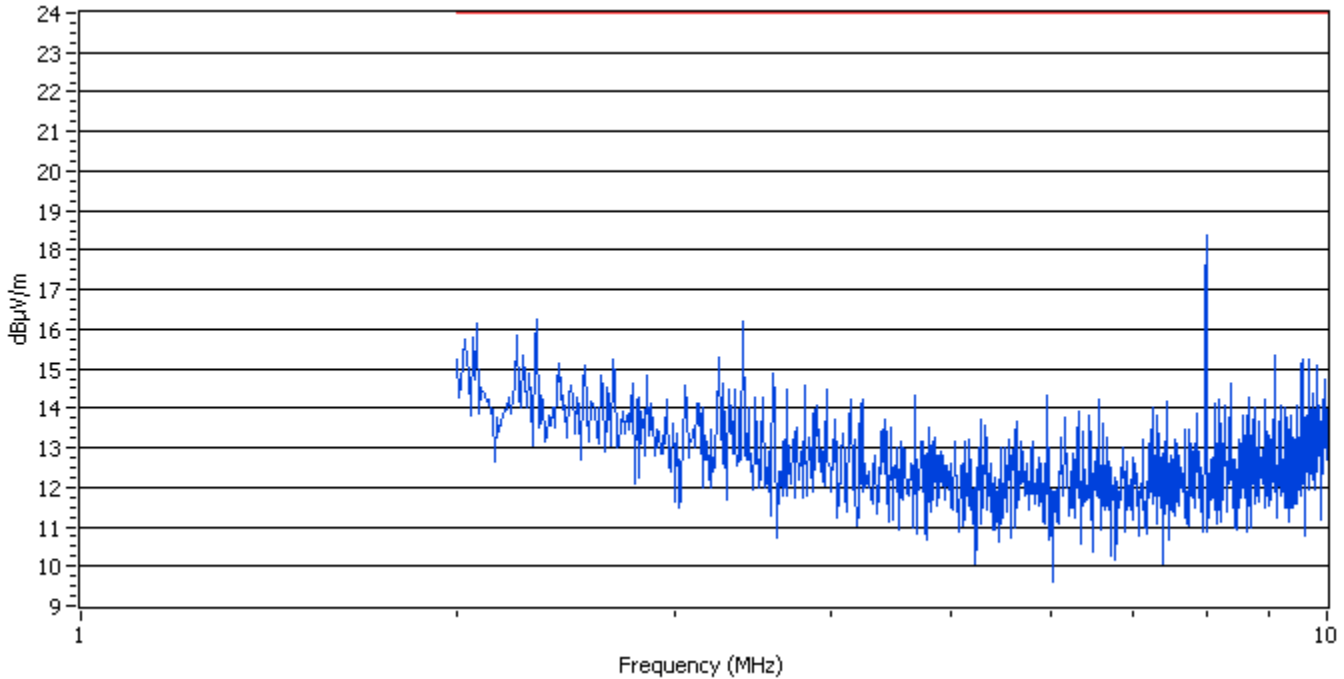
EUT Description: DC to DC Converter

Page: 7 of 46

Notes: \_\_\_\_\_

Data File Name: T:\13xx\1387\Data\4-13-11\temp\1387RE01-active rod test for 2050.ema

## Subreport Number: 2



Polarity: N/A

Mode of Operation: System Check at 8 MHz

Tested by: Michael Westman  
Printed

Signature

Reviewed by: Gerald V. Anderson  
Printed

Signature

Mode of Operation Key	
#	Description
1	
2	
3	
4	
5	

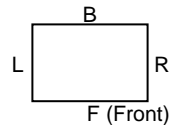
J:\REPORTS\2006\10xx\1038\Rpt\_Docs\2011\1566+2050\1387-RE102-2050-with tab data-mjw-gva.doc

# Radiated Emissions



Test Report #: NC1101387      Test Area: 3  
 EUT Model #: MIL2050-XXXX      Date: 13 April, 2011  
 EUT Serial #: None      EUT Power: 24 VDC      Temperature: 24 °C  
 Test Method: Mil Std 461F, RE102 and Mil Std 461E, RE102      Air Pressure: 98.6 kPa  
 Customer: Lind Electronics      Relative Humidity: 28 %  
 EUT Description: DC to DC Converter      Page: 8 of 46

FACE DEFINITION  
(TOP VIEW)



Notes: \_\_\_\_\_

Data File Name: T:\13xx\1387\Data\4-13-11\temp\1387RE01-active rod test for 2050.ema

Frequency (MHz)	Receiver (dB)	Transducer (dB)	Cable Loss (dB)	Preamp (dB)	Final Data (dB)	Limit	Differential (dB)
2.06400000	14.37	1.30	0.10	0.00	15.77	24.00	-8.23
2.08000000	14.75	1.30	0.10	0.00	16.15	24.00	-7.85
2.23200000	13.17	1.30	0.10	0.00	14.57	24.00	-9.43
2.24000000	14.43	1.30	0.10	0.00	15.83	24.00	-8.17
2.32000000	14.82	1.30	0.11	0.00	16.23	24.00	-7.77
2.41600000	13.70	1.30	0.11	0.00	15.11	24.00	-8.89
2.53600000	13.69	1.30	0.11	0.00	15.10	24.00	-8.90
2.61600000	13.44	1.30	0.11	0.00	14.85	24.00	-9.15
2.67200000	13.82	1.30	0.11	0.00	15.23	24.00	-8.77
2.77600000	13.23	1.30	0.12	0.00	14.65	24.00	-9.35
2.84800000	13.40	1.30	0.12	0.00	14.82	24.00	-9.18
2.95200000	12.79	1.30	0.12	0.00	14.21	24.00	-9.79
2.98400000	12.18	1.30	0.12	0.00	13.60	24.00	-10.40
3.05600000	13.17	1.30	0.12	0.00	14.59	24.00	-9.41
3.13600000	12.68	1.30	0.12	0.00	14.10	24.00	-9.90
3.24800000	13.87	1.30	0.13	0.00	15.30	24.00	-8.70
3.28000000	13.22	1.30	0.13	0.00	14.65	24.00	-9.35
3.40000000	14.74	1.31	0.13	0.00	16.18	24.00	-7.82
3.48000000	12.81	1.34	0.13	0.00	14.28	24.00	-9.72
3.59200000	13.34	1.39	0.13	0.00	14.86	24.00	-9.14
3.60000000	12.71	1.39	0.13	0.00	14.24	24.00	-9.76
3.68000000	12.95	1.40	0.14	0.00	14.49	24.00	-9.51
3.80800000	13.03	1.40	0.14	0.00	14.57	24.00	-9.43
3.89600000	12.51	1.40	0.14	0.00	14.05	24.00	-9.95
3.96800000	12.91	1.40	0.14	0.00	14.45	24.00	-9.55
4.03200000	12.16	1.40	0.14	0.00	13.70	24.00	-10.30
4.15200000	12.65	1.40	0.15	0.00	14.20	24.00	-9.80
4.23200000	12.49	1.40	0.15	0.00	14.04	24.00	-9.96
4.24000000	12.67	1.40	0.15	0.00	14.22	24.00	-9.78
4.39200000	11.88	1.40	0.15	0.00	13.43	24.00	-10.57
4.41600000	12.14	1.40	0.15	0.00	13.69	24.00	-10.31
4.55200000	11.59	1.40	0.15	0.00	13.14	24.00	-10.86
4.57600000	11.47	1.40	0.15	0.00	13.02	24.00	-10.98
4.67200000	12.78	1.40	0.15	0.00	14.33	24.00	-9.67

Tested by: Michael Westman  
Printed

Signature

Reviewed by: Gerald V. Anderson  
Printed

Signature

Mode of Operation Key	
#	Description
1	
2	
3	
4	
5	

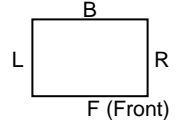
J:\REPORTS\2006\10xx\1038\Rpt\_Docs\2011\1566+2050\1387-RE102-2050-with tab data-mjw-gva.doc

# Radiated Emissions



Test Report #: NC1101387 Test Area: 3  
 EUT Model #: MIL2050-XXXX Date: 13 April, 2011  
 EUT Serial #: None EUT Power: 24 VDC Temperature: 24 °C  
 Test Method: Mil Std 461F, RE102 and Mil Std 461E, RE102 Air Pressure: 98.6 kPa  
 Customer: Lind Electronics Relative Humidity: 28 %  
 EUT Description: DC to DC Converter Page: 9 of 46

FACE DEFINITION  
(TOP VIEW)



Notes: \_\_\_\_\_

Data File Name: T:\13xx\1387\Data\4-13-11\temp\1387RE01-active rod test for 2050.ema

4.78400000	11.96	1.40	0.16	0.00	13.52	24.00	-10.48
4.84800000	11.70	1.40	0.16	0.00	13.26	24.00	-10.74
4.90400000	11.36	1.40	0.16	0.00	12.92	24.00	-11.08
5.03200000	11.57	1.40	0.16	0.00	13.13	24.00	-10.87
5.10400000	11.05	1.40	0.16	0.00	12.61	24.00	-11.39
5.16800000	11.66	1.40	0.16	0.00	13.22	24.00	-10.78
5.24800000	11.43	1.40	0.17	0.00	13.00	24.00	-11.00
5.28000000	12.16	1.40	0.17	0.00	13.73	24.00	-10.27
5.36800000	11.05	1.40	0.17	0.00	12.62	24.00	-11.38
5.47200000	11.45	1.40	0.17	0.00	13.02	24.00	-10.98
5.56000000	11.64	1.40	0.17	0.00	13.21	24.00	-10.79
5.63200000	12.10	1.40	0.17	0.00	13.67	24.00	-10.33
5.68000000	11.43	1.40	0.17	0.00	13.00	24.00	-11.00
5.80800000	11.60	1.40	0.17	0.00	13.17	24.00	-10.83
5.87200000	11.19	1.40	0.18	0.00	12.77	24.00	-11.23
5.96800000	12.75	1.40	0.18	0.00	14.33	24.00	-9.67
6.07200000	10.38	1.40	0.18	0.00	11.96	24.00	-12.04
6.12800000	11.70	1.40	0.18	0.00	13.28	24.00	-10.72
6.16000000	12.16	1.40	0.18	0.00	13.74	24.00	-10.26
6.30400000	11.92	1.40	0.18	0.00	13.50	24.00	-10.50
6.32000000	12.34	1.40	0.18	0.00	13.92	24.00	-10.08
6.44800000	12.24	1.40	0.18	0.00	13.82	24.00	-10.18
6.53600000	11.36	1.40	0.19	0.00	12.95	24.00	-11.05
6.56000000	12.65	1.40	0.19	0.00	14.24	24.00	-9.76
6.66400000	11.65	1.40	0.19	0.00	13.24	24.00	-10.76
6.75200000	10.64	1.40	0.19	0.00	12.23	24.00	-11.77
6.86400000	11.37	1.42	0.19	0.00	12.98	24.00	-11.02
6.91200000	11.01	1.43	0.19	0.00	12.63	24.00	-11.37
6.98400000	11.12	1.45	0.19	0.00	12.76	24.00	-11.24
7.11200000	10.71	1.47	0.20	0.00	12.38	24.00	-11.62
7.12000000	11.53	1.48	0.20	0.00	13.20	24.00	-10.80
7.24000000	12.33	1.50	0.20	0.00	14.03	24.00	-9.97
7.29600000	12.12	1.50	0.20	0.00	13.82	24.00	-10.18
7.43200000	12.46	1.50	0.20	0.00	14.16	24.00	-9.84
7.50400000	11.10	1.50	0.20	0.00	12.80	24.00	-11.20
7.54400000	11.49	1.50	0.20	0.00	13.19	24.00	-10.81
7.61600000	11.12	1.50	0.20	0.00	12.82	24.00	-11.18
7.75200000	11.78	1.50	0.20	0.00	13.48	24.00	-10.52

Tested by: Michael Westman  
Printed

Signature

Reviewed by: Gerald V. Anderson  
Printed

Signature

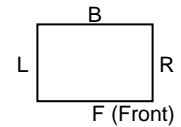
Mode of Operation Key	
#	Description
1	
2	
3	
4	
5	

J:\REPORTS\2006\10xx\1038\Rpt\_Docs\2011\1566+2050\1387-RE102-2050-with tab data-mjw-gva.doc

# Radiated Emissions



America



FACE DEFINITION  
(TOP VIEW)

T = Top  
U = Under Side

Test Report #: NC1101387

Test Area: 3

EUT Model #: MIL2050-XXXX

Date: 13 April, 2011

EUT Serial #: None

EUT Power: 24 VDC

Temperature: 24 °C

Test Method: Mil Std 461F, RE102 and Mil Std 461E, RE102

Air Pressure: 98.6 kPa

Customer: Lind Electronics

Relative Humidity: 28 %

EUT Description: DC to DC Converter

Page: 10 of 46

Notes: \_\_\_\_\_

Data File Name: T:\13xx\1387\Data\4-13-11\temp\1387RE01-active rod test for 2050.ema

7.77600000	11.39	1.50	0.21	0.00	13.10	24.00	-10.90
7.85600000	12.14	1.50	0.21	0.00	13.85	24.00	-10.15
7.99200000	15.19	1.50	0.21	0.00	16.90	24.00	-7.10
8.00000000	16.67	1.50	0.21	0.00	18.38	24.00	-5.62
8.14400000	12.40	1.50	0.21	0.00	14.11	24.00	-9.89
8.17600000	12.51	1.50	0.21	0.00	14.22	24.00	-9.78
8.28800000	12.35	1.50	0.21	0.00	14.06	24.00	-9.94
8.37600000	12.91	1.50	0.21	0.00	14.62	24.00	-9.38
8.40800000	11.01	1.50	0.21	0.00	12.72	24.00	-11.28
8.51200000	11.47	1.50	0.22	0.00	13.19	24.00	-10.81
8.56000000	12.12	1.50	0.22	0.00	13.84	24.00	-10.16
8.67200000	12.57	1.50	0.22	0.00	14.29	24.00	-9.71
8.75200000	12.31	1.50	0.22	0.00	14.03	24.00	-9.97
8.80800000	11.95	1.50	0.22	0.00	13.67	24.00	-10.33
8.92800000	12.50	1.50	0.22	0.00	14.22	24.00	-9.78
8.99200000	11.57	1.50	0.22	0.00	13.29	24.00	-10.71
9.08800000	13.62	1.50	0.22	0.00	15.34	24.00	-8.66
9.18400000	12.34	1.50	0.22	0.00	14.06	24.00	-9.94
9.24800000	12.31	1.50	0.23	0.00	14.04	24.00	-9.96
9.34400000	12.11	1.50	0.23	0.00	13.84	24.00	-10.16
9.36800000	11.79	1.50	0.23	0.00	13.52	24.00	-10.48
9.45600000	12.35	1.50	0.23	0.00	14.08	24.00	-9.92
9.57600000	13.50	1.50	0.23	0.00	15.23	24.00	-8.77
9.67200000	13.52	1.50	0.23	0.00	15.25	24.00	-8.75
9.69600000	12.24	1.50	0.23	0.00	13.97	24.00	-10.03
9.82400000	13.35	1.50	0.23	0.00	15.08	24.00	-8.92
9.84000000	12.35	1.50	0.23	0.00	14.08	24.00	-9.92
9.97600000	12.98	1.50	0.24	0.00	14.72	24.00	-9.28

Tested by: Michael Westman  
Printed

Signature

Reviewed by: Gerald V. Anderson  
Printed

Signature

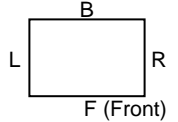
Mode of Operation Key	
#	Description
1	
2	
3	
4	
5	

J:\REPORTS\2006\10xx\1038\Rpt\_Docs\2011\1566+2050\1387-RE102-2050-with tab data-mjw-gva.doc

# Radiated Emissions



America



FACE DEFINITION  
(TOP VIEW)

T = Top  
U = Under Side

Test Report #: NC1101387

Test Area: 3

EUT Model #: MIL2050-XXXX

Date: 13 April, 2011

EUT Serial #: None

EUT Power: 24 VDC

Temperature: 24 °C

Test Method: Mil Std 461F, RE102 and Mil Std 461E, RE102

Air Pressure: 98.6 kPa

Customer: Lind Electronics

Relative Humidity: 28 %

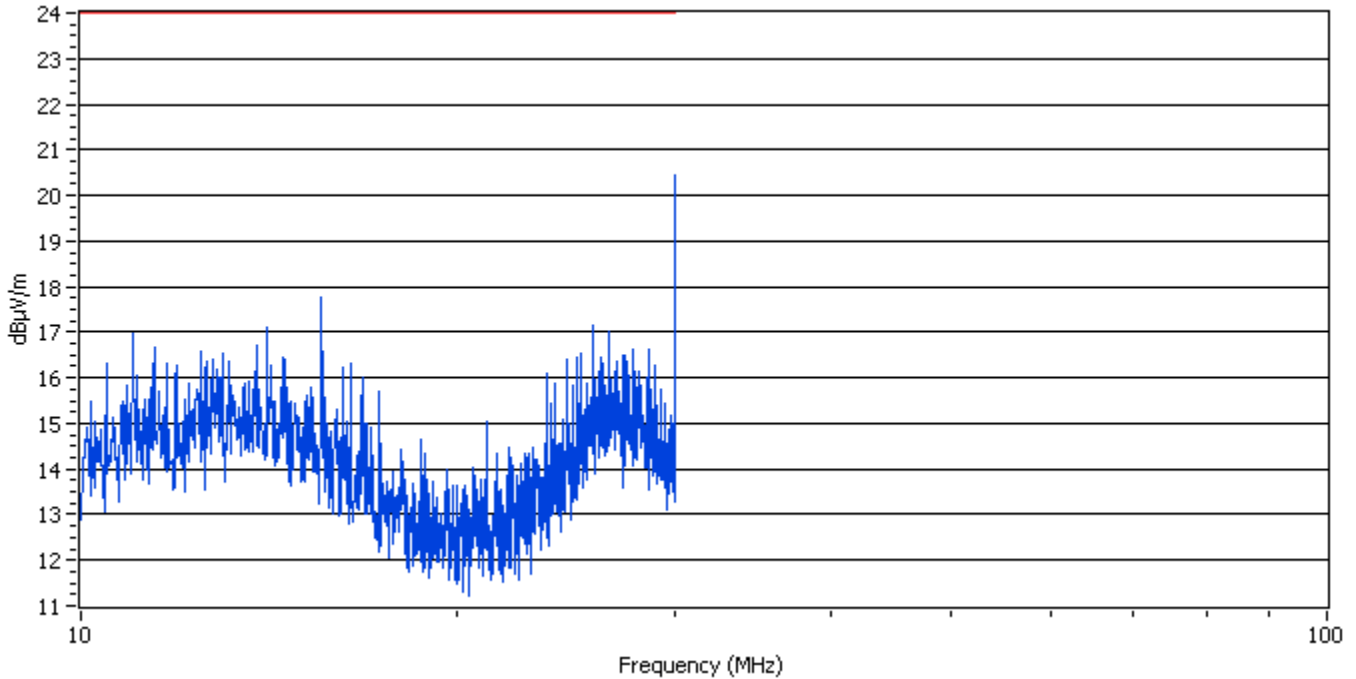
EUT Description: DC to DC Converter

Page: 11 of 46

Notes: \_\_\_\_\_

Data File Name: T:\13xx\1387\Data\4-13-11\temp\1387RE01-active rod test for 2050.ema

## Subreport Number: 3



Polarity: N/A

Mode of Operation: System Check at 30 MHz

Tested by: Michael Westman  
Printed

Signature

Reviewed by: Gerald V. Anderson  
Printed

Signature

Mode of Operation Key	
#	Description
1	
2	
3	
4	
5	

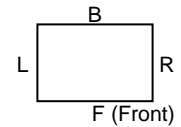
J:\REPORTS\2006\10xx\1038\Rpt\_Docs\2011\1566+2050\1387-RE102-2050-with tab data-mjw-gva.doc

# Radiated Emissions



Test Report #: NC1101387                      Test Area: 3  
 EUT Model #: MIL2050-XXXX                      Date: 13 April, 2011  
 EUT Serial #: None                      EUT Power: 24 VDC                      Temperature: 24 °C  
 Test Method: Mil Std 461F, RE102 and Mil Std 461E, RE102                      Air Pressure: 98.6 kPa  
 Customer: Lind Electronics                      Relative Humidity: 28 %  
 EUT Description: DC to DC Converter                      Page: 12 of 46

FACE DEFINITION  
(TOP VIEW)



T = Top  
U = Under Side

Notes: \_\_\_\_\_

Data File Name: T:\13xx\1387\Data\4-13-11\temp\1387RE01-active rod test for 2050.ema

Frequency (MHz)	Receiver (dB)	Transducer (dB)	Cable Loss (dB)	Preamp (dB)	Final Data (dB)	Limit	Differential (dB)
10.18000000	13.75	1.50	0.24	0.00	15.49	24.00	-8.51
10.26000000	13.30	1.50	0.24	0.00	15.04	24.00	-8.96
10.48000000	14.59	1.50	0.24	0.00	16.33	24.00	-7.67
10.78000000	13.63	1.50	0.25	0.00	15.38	24.00	-8.62
10.88000000	14.08	1.50	0.25	0.00	15.83	24.00	-8.17
11.00000000	15.22	1.50	0.25	0.00	16.97	24.00	-7.03
11.36000000	14.04	1.50	0.25	0.00	15.79	24.00	-8.21
11.46000000	14.92	1.50	0.25	0.00	16.67	24.00	-7.33
11.72000000	14.54	1.50	0.26	0.00	16.30	24.00	-7.70
11.92000000	14.49	1.50	0.26	0.00	16.25	24.00	-7.75
12.12000000	13.78	1.50	0.26	0.00	15.54	24.00	-8.46
12.20000000	14.10	1.50	0.26	0.00	15.86	24.00	-8.14
12.46000000	14.79	1.50	0.27	0.00	16.56	24.00	-7.44
12.76000000	14.63	1.50	0.27	0.00	16.40	24.00	-7.60
12.98000000	14.77	1.50	0.27	0.00	16.54	24.00	-7.46
13.16000000	14.60	1.50	0.27	0.00	16.37	24.00	-7.63
13.20000000	14.07	1.50	0.27	0.00	15.84	24.00	-8.16
13.52000000	14.11	1.50	0.28	0.00	15.89	24.00	-8.11
13.78000000	14.34	1.50	0.28	0.00	16.12	24.00	-7.88
13.84000000	14.93	1.50	0.28	0.00	16.71	24.00	-7.29
14.10000000	15.32	1.50	0.28	0.00	17.10	24.00	-6.90
14.22000000	14.47	1.50	0.29	0.00	16.26	24.00	-7.74
14.54000000	14.68	1.49	0.29	0.00	16.46	24.00	-7.54
14.60000000	14.61	1.49	0.29	0.00	16.39	24.00	-7.61
14.86000000	13.69	1.46	0.29	0.00	15.45	24.00	-8.55
15.16000000	13.86	1.43	0.30	0.00	15.59	24.00	-8.41
15.28000000	14.07	1.42	0.30	0.00	15.79	24.00	-8.21
15.56000000	13.91	1.40	0.30	0.00	15.61	24.00	-8.39
15.60000000	16.07	1.40	0.30	0.00	17.77	24.00	-6.23
15.98000000	13.37	1.40	0.31	0.00	15.08	24.00	-8.92
16.02000000	13.59	1.40	0.31	0.00	15.30	24.00	-8.70
16.22000000	14.53	1.40	0.31	0.00	16.24	24.00	-7.76
16.46000000	14.61	1.40	0.31	0.00	16.32	24.00	-7.68
16.72000000	12.68	1.39	0.31	0.00	14.39	24.00	-9.61

Mode of Operation Key	
#	Description
1	
2	
3	
4	
5	

Tested by: Michael Westman  
Printed

Signature

Reviewed by: Gerald V. Anderson  
Printed

Signature

J:\REPORTS\2006\10xx\1038\Rpt\_Docs\2011\1566+2050\1387-RE102-2050-with tab data-mjw-gva.doc

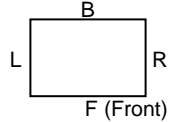


# Radiated Emissions



Test Report #: NC1101387 Test Area: 3  
 EUT Model #: MIL2050-XXXX Date: 13 April, 2011  
 EUT Serial #: None EUT Power: 24 VDC Temperature: 24 °C  
 Test Method: Mil Std 461F, RE102 and Mil Std 461E, RE102 Air Pressure: 98.6 kPa  
 Customer: Lind Electronics Relative Humidity: 28 %  
 EUT Description: DC to DC Converter Page: 13 of 46

FACE DEFINITION  
(TOP VIEW)



Notes: \_\_\_\_\_

Data File Name: T:\13xx\1387\Data\4-13-11\temp\1387RE01-active rod test for 2050.ema

16.86000000	14.30	1.38	0.31	0.00	16.00	24.00	-8.00
17.12000000	13.23	1.36	0.32	0.00	14.91	24.00	-9.09
17.36000000	14.05	1.34	0.32	0.00	15.71	24.00	-8.29
17.58000000	12.10	1.32	0.32	0.00	13.74	24.00	-10.26
17.78000000	12.33	1.30	0.32	0.00	13.96	24.00	-10.04
17.90000000	11.80	1.30	0.33	0.00	13.43	24.00	-10.57
18.08000000	12.80	1.30	0.33	0.00	14.43	24.00	-9.57
18.24000000	11.80	1.30	0.33	0.00	13.43	24.00	-10.57
18.44000000	12.07	1.30	0.33	0.00	13.70	24.00	-10.30
18.74000000	13.02	1.30	0.33	0.00	14.65	24.00	-9.35
18.88000000	12.69	1.30	0.33	0.00	14.32	24.00	-9.68
19.14000000	12.08	1.30	0.34	0.00	13.72	24.00	-10.28
19.34000000	11.72	1.30	0.34	0.00	13.36	24.00	-10.64
19.58000000	11.85	1.30	0.34	0.00	13.49	24.00	-10.51
19.66000000	12.33	1.30	0.34	0.00	13.97	24.00	-10.03
19.86000000	11.97	1.30	0.34	0.00	13.61	24.00	-10.39
20.04000000	11.99	1.30	0.35	0.00	13.64	24.00	-10.36
20.36000000	11.99	1.30	0.35	0.00	13.64	24.00	-10.36
20.46000000	11.48	1.30	0.35	0.00	13.13	24.00	-10.87
20.60000000	12.37	1.29	0.35	0.00	14.01	24.00	-9.99
20.92000000	12.13	1.27	0.35	0.00	13.75	24.00	-10.25
21.18000000	13.41	1.25	0.36	0.00	15.02	24.00	-8.98
21.20000000	12.01	1.25	0.36	0.00	13.62	24.00	-10.38
21.58000000	12.75	1.23	0.36	0.00	14.34	24.00	-9.66
21.72000000	11.97	1.22	0.36	0.00	13.55	24.00	-10.45
21.98000000	12.30	1.20	0.36	0.00	13.86	24.00	-10.14
22.04000000	12.90	1.20	0.36	0.00	14.46	24.00	-9.54
22.22000000	12.50	1.20	0.37	0.00	14.07	24.00	-9.93
22.56000000	12.56	1.20	0.37	0.00	14.13	24.00	-9.87
22.68000000	12.77	1.20	0.37	0.00	14.34	24.00	-9.66
22.88000000	12.75	1.20	0.37	0.00	14.32	24.00	-9.68
23.08000000	12.91	1.20	0.37	0.00	14.48	24.00	-9.52
23.24000000	12.61	1.20	0.38	0.00	14.19	24.00	-9.81
23.56000000	12.99	1.20	0.38	0.00	14.57	24.00	-9.43
23.66000000	14.52	1.19	0.38	0.00	16.09	24.00	-7.91
23.82000000	13.88	1.18	0.38	0.00	15.44	24.00	-8.56
24.00000000	14.30	1.17	0.38	0.00	15.85	24.00	-8.15
24.36000000	13.54	1.15	0.39	0.00	15.08	24.00	-8.92

Tested by: Michael Westman  
Printed

Signature

Reviewed by: Gerald V. Anderson  
Printed

Signature

Mode of Operation Key	
#	Description
1	
2	
3	
4	
5	

J:\REPORTS\2006\10xx\1038\Rpt\_Docs\2011\1566+2050\1387-RE102-2050-with tab data-mjw-gva.doc

# Radiated Emissions

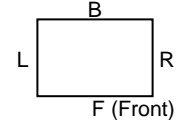


America

Test Report #: NC1101387

Test Area: 3

FACE DEFINITION  
(TOP VIEW)



EUT Model #: MIL2050-XXXX

Date: 13 April, 2011

T = Top  
U = Under Side

EUT Serial #: None

EUT Power: 24 VDC

Temperature: 24 °C

Test Method: Mil Std 461F, RE102 and Mil Std 461E, RE102

Air Pressure: 98.6 kPa

Customer: Lind Electronics

Relative Humidity: 28 %

EUT Description: DC to DC Converter

Page: 14 of 46

Notes: \_\_\_\_\_

Data File Name: T:\13xx\1387\Data\4-13-11\temp\1387RE01-active rod test for 2050.ema

24.54000000	14.86	1.14	0.39	0.00	16.39	24.00	-7.61
24.78000000	13.98	1.13	0.39	0.00	15.49	24.00	-8.51
24.80000000	14.33	1.12	0.39	0.00	15.84	24.00	-8.16
25.04000000	14.95	1.11	0.39	0.00	16.45	24.00	-7.55
25.22000000	15.02	1.10	0.39	0.00	16.51	24.00	-7.49
25.44000000	14.37	1.10	0.39	0.00	15.86	24.00	-8.14
25.78000000	15.67	1.10	0.40	0.00	17.17	24.00	-6.83
25.88000000	14.47	1.10	0.40	0.00	15.97	24.00	-8.03
26.14000000	14.94	1.10	0.40	0.00	16.44	24.00	-7.56
26.28000000	14.83	1.10	0.40	0.00	16.33	24.00	-7.67
26.52000000	15.52	1.10	0.40	0.00	17.02	24.00	-6.98
26.78000000	14.64	1.10	0.41	0.00	16.15	24.00	-7.85
26.88000000	14.83	1.10	0.41	0.00	16.34	24.00	-7.66
27.18000000	14.46	1.10	0.41	0.00	15.97	24.00	-8.03
27.20000000	15.00	1.10	0.41	0.00	16.51	24.00	-7.49
27.50000000	14.53	1.10	0.41	0.00	16.04	24.00	-7.96
27.74000000	15.09	1.10	0.41	0.00	16.60	24.00	-7.40
27.86000000	14.63	1.10	0.41	0.00	16.14	24.00	-7.86
28.02000000	14.62	1.10	0.42	0.00	16.14	24.00	-7.86
28.22000000	13.67	1.10	0.42	0.00	15.19	24.00	-8.81
28.48000000	14.47	1.10	0.42	0.00	15.99	24.00	-8.01
28.60000000	15.09	1.10	0.42	0.00	16.61	24.00	-7.39
28.92000000	14.75	1.10	0.42	0.00	16.27	24.00	-7.73
29.18000000	13.27	1.10	0.43	0.00	14.80	24.00	-9.20
29.22000000	14.20	1.10	0.43	0.00	15.73	24.00	-8.27
29.40000000	13.90	1.10	0.43	0.00	15.43	24.00	-8.57
29.78000000	13.62	1.10	0.43	0.00	15.15	24.00	-8.85
29.86000000	13.46	1.10	0.43	0.00	14.99	24.00	-9.01

Tested by: Michael Westman  
Printed

Signature

Reviewed by: Gerald V. Anderson  
Printed

Signature

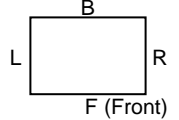
Mode of Operation Key	
#	Description
1	
2	
3	
4	
5	

J:\REPORTS\2006\10xx\1038\Rpt\_Docs\2011\1566+2050\1387-RE102-2050-with tab data-mjw-gva.doc

# Radiated Emissions



America



FACE DEFINITION  
(TOP VIEW)

T = Top  
U = Under Side

Test Report #: NC1101387

Test Area: 3

EUT Model #: MIL2050-XXXX

Date: 13 April, 2011

EUT Serial #: None

EUT Power: 24 VDC

Temperature: 24 °C

Test Method: Mil Std 461F, RE102 and Mil Std 461E, RE102

Air Pressure: 98.6 kPa

Customer: Lind Electronics

Relative Humidity: 28 %

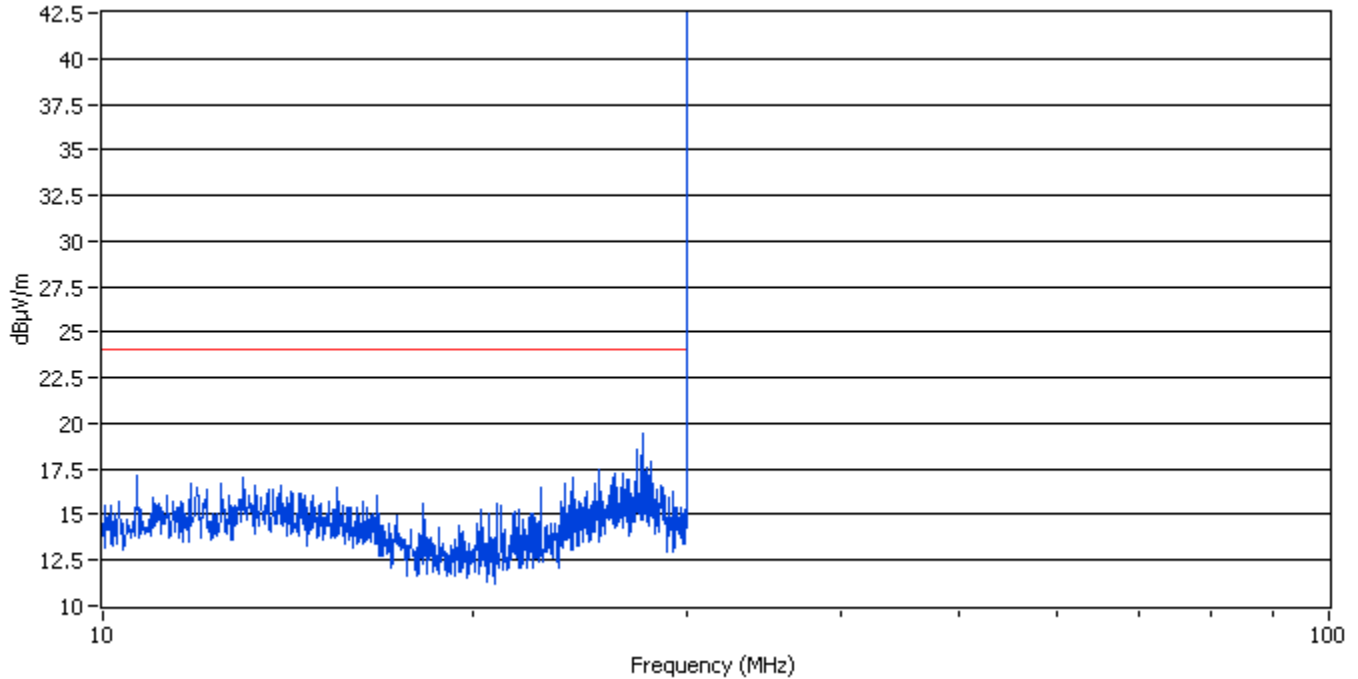
EUT Description: DC to DC Converter

Page: 15 of 46

Notes: \_\_\_\_\_

Data File Name: T:\13xx\1387\Data\4-13-11\temp\1387RE01-active rod test for 2050.ema

## Subreport Number: 4



Polarity: N/A

Mode of Operation: System Check at 30 MHz

Tested by: Michael Westman  
Printed

Signature

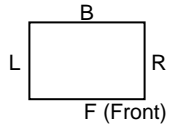
Reviewed by: Gerald V. Anderson  
Printed

Signature

Mode of Operation Key	
#	Description
1	
2	
3	
4	
5	

J:\REPORTS\2006\10xx\1038\Rpt\_Docs\2011\1566+2050\1387-RE102-2050-with tab data-mjw-gva.doc

# Radiated Emissions



Test Report #: NC1101387 Test Area: 3  
 EUT Model #: MIL2050-XXXX Date: 13 April, 2011  
 EUT Serial #: None EUT Power: 24 VDC Temperature: 24 °C  
 Test Method: Mil Std 461F, RE102 and Mil Std 461E, RE102 Air Pressure: 98.6 kPa  
 Customer: Lind Electronics Relative Humidity: 28 %  
 EUT Description: DC to DC Converter Page: 16 of 46

Notes: \_\_\_\_\_

Data File Name: T:\13xx\1387\Data\4-13-11\temp\1387RE01-active rod test for 2050.ema

Frequency (MHz)	Receiver (dB)	Transducer (dB)	Cable Loss (dB)	Preamplifier (dB)	Final Data (dB)	Limit	Differential (dB)
10.0400000	13.77	1.50	0.24	0.00	15.51	24.00	-8.49
10.3200000	13.93	1.50	0.24	0.00	15.67	24.00	-8.33
10.4800000	12.93	1.50	0.24	0.00	14.67	24.00	-9.33
10.6600000	15.39	1.50	0.24	0.00	17.13	24.00	-6.87
10.9800000	14.14	1.50	0.25	0.00	15.89	24.00	-8.11
11.1200000	13.85	1.50	0.25	0.00	15.60	24.00	-8.40
11.2800000	14.29	1.50	0.25	0.00	16.04	24.00	-7.96
11.4200000	13.99	1.50	0.25	0.00	15.74	24.00	-8.26
11.7800000	14.93	1.50	0.26	0.00	16.69	24.00	-7.31
11.9400000	14.73	1.50	0.26	0.00	16.49	24.00	-7.51
12.1400000	14.64	1.50	0.26	0.00	16.40	24.00	-7.60
12.2800000	13.29	1.50	0.26	0.00	15.05	24.00	-8.95
12.5000000	14.88	1.50	0.27	0.00	16.65	24.00	-7.35
12.6800000	14.27	1.50	0.27	0.00	16.04	24.00	-7.96
12.9200000	14.08	1.50	0.27	0.00	15.85	24.00	-8.15
13.0200000	15.22	1.50	0.27	0.00	16.99	24.00	-7.01
13.3200000	14.79	1.50	0.28	0.00	16.57	24.00	-7.43
13.4400000	14.13	1.50	0.28	0.00	15.91	24.00	-8.09
13.6600000	14.61	1.50	0.28	0.00	16.39	24.00	-7.61
13.9600000	14.75	1.50	0.28	0.00	16.53	24.00	-7.47
14.1200000	14.10	1.50	0.29	0.00	15.89	24.00	-8.11
14.2200000	14.50	1.50	0.29	0.00	16.29	24.00	-7.71
14.4600000	14.39	1.50	0.29	0.00	16.18	24.00	-7.82
14.6200000	14.22	1.49	0.29	0.00	16.00	24.00	-8.00
14.8400000	14.32	1.47	0.29	0.00	16.08	24.00	-7.92
15.0600000	13.85	1.44	0.30	0.00	15.59	24.00	-8.41
15.2600000	14.02	1.43	0.30	0.00	15.74	24.00	-8.26
15.5000000	14.73	1.40	0.30	0.00	16.43	24.00	-7.57
15.6800000	13.84	1.40	0.30	0.00	15.54	24.00	-8.46
15.8000000	13.67	1.40	0.30	0.00	15.37	24.00	-8.63
16.1400000	13.65	1.40	0.31	0.00	15.36	24.00	-8.64
16.3000000	13.95	1.40	0.31	0.00	15.66	24.00	-8.34
16.4200000	13.71	1.40	0.31	0.00	15.42	24.00	-8.58
16.7600000	14.37	1.39	0.31	0.00	16.07	24.00	-7.93

Mode of Operation Key	
#	Description
1	
2	
3	
4	
5	

Tested by: Michael Westman  
Printed

Signature

Reviewed by: Gerald V. Anderson  
Printed

Signature

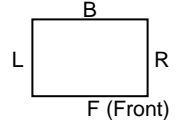
J:\REPORTS\2006\10xx\1038\Rpt\_Docs\2011\1566+2050\1387-RE102-2050-with tab data-mjw-gva.doc

# Radiated Emissions



Test Report #: NC1101387 Test Area: 3  
 EUT Model #: MIL2050-XXXX Date: 13 April, 2011  
 EUT Serial #: None EUT Power: 24 VDC Temperature: 24 °C  
 Test Method: Mil Std 461F, RE102 and Mil Std 461E, RE102 Air Pressure: 98.6 kPa  
 Customer: Lind Electronics Relative Humidity: 28 %  
 EUT Description: DC to DC Converter Page: 17 of 46

FACE DEFINITION  
(TOP VIEW)



Notes: \_\_\_\_\_

Data File Name: T:\13xx\1387\Data\4-13-11\temp\1387RE01-active rod test for 2050.ema

16.82000000	13.37	1.38	0.31	0.00	15.07	24.00	-8.93
17.14000000	12.82	1.36	0.32	0.00	14.49	24.00	-9.51
17.36000000	13.24	1.34	0.32	0.00	14.90	24.00	-9.10
17.46000000	12.35	1.33	0.32	0.00	14.00	24.00	-10.00
17.60000000	12.02	1.32	0.32	0.00	13.66	24.00	-10.34
17.82000000	12.52	1.30	0.32	0.00	14.15	24.00	-9.85
18.12000000	12.32	1.30	0.33	0.00	13.95	24.00	-10.05
18.26000000	13.92	1.30	0.33	0.00	15.55	24.00	-8.45
18.54000000	12.11	1.30	0.33	0.00	13.74	24.00	-10.26
18.64000000	11.70	1.30	0.33	0.00	13.33	24.00	-10.67
18.80000000	12.66	1.30	0.33	0.00	14.29	24.00	-9.71
19.02000000	11.37	1.30	0.34	0.00	13.01	24.00	-10.99
19.38000000	11.97	1.30	0.34	0.00	13.61	24.00	-10.39
19.52000000	12.80	1.30	0.34	0.00	14.44	24.00	-9.56
19.64000000	12.39	1.30	0.34	0.00	14.03	24.00	-9.97
19.88000000	11.81	1.30	0.34	0.00	13.45	24.00	-10.55
20.08000000	11.67	1.30	0.35	0.00	13.32	24.00	-10.68
20.36000000	13.58	1.30	0.35	0.00	15.23	24.00	-8.77
20.44000000	12.58	1.30	0.35	0.00	14.23	24.00	-9.77
20.62000000	13.39	1.29	0.35	0.00	15.03	24.00	-8.97
20.96000000	13.97	1.27	0.35	0.00	15.59	24.00	-8.41
21.12000000	13.93	1.26	0.36	0.00	15.54	24.00	-8.46
21.26000000	12.53	1.25	0.36	0.00	14.13	24.00	-9.87
21.56000000	12.30	1.23	0.36	0.00	13.89	24.00	-10.11
21.68000000	13.62	1.22	0.36	0.00	15.20	24.00	-8.80
21.88000000	13.74	1.21	0.36	0.00	15.31	24.00	-8.69
22.00000000	13.13	1.20	0.36	0.00	14.69	24.00	-9.31
22.38000000	13.52	1.20	0.37	0.00	15.09	24.00	-8.91
22.46000000	13.50	1.20	0.37	0.00	15.07	24.00	-8.93
22.76000000	14.86	1.20	0.37	0.00	16.43	24.00	-7.57
22.92000000	12.70	1.20	0.37	0.00	14.27	24.00	-9.73
23.00000000	12.87	1.20	0.37	0.00	14.44	24.00	-9.56
23.20000000	12.97	1.20	0.38	0.00	14.55	24.00	-9.45
23.56000000	12.78	1.20	0.38	0.00	14.36	24.00	-9.64
23.68000000	14.12	1.19	0.38	0.00	15.69	24.00	-8.31
23.82000000	15.14	1.18	0.38	0.00	16.70	24.00	-7.30
24.18000000	15.46	1.16	0.38	0.00	17.00	24.00	-7.00
24.30000000	14.23	1.15	0.38	0.00	15.77	24.00	-8.23

Tested by: Michael Westman  
Printed

Signature

Reviewed by: Gerald V. Anderson  
Printed

Signature

Mode of Operation Key	
#	Description
1	
2	
3	
4	
5	

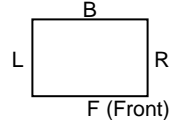
J:\REPORTS\2006\10xx\1038\Rpt\_Docs\2011\1566+2050\1387-RE102-2050-with tab data-mjw-gva.doc

# Radiated Emissions



Test Report #: NC1101387 Test Area: 3  
 EUT Model #: MIL2050-XXXX Date: 13 April, 2011  
 EUT Serial #: None EUT Power: 24 VDC Temperature: 24 °C  
 Test Method: Mil Std 461F, RE102 and Mil Std 461E, RE102 Air Pressure: 98.6 kPa  
 Customer: Lind Electronics Relative Humidity: 28 %  
 EUT Description: DC to DC Converter Page: 18 of 46

FACE DEFINITION  
(TOP VIEW)



Notes: \_\_\_\_\_

Data File Name: T:\13xx\1387\Data\4-13-11\temp\1387RE01-active rod test for 2050.ema

24.44000000	14.23	1.15	0.39	0.00	15.76	24.00	-8.24
24.78000000	14.77	1.13	0.39	0.00	16.28	24.00	-7.72
24.98000000	13.94	1.11	0.39	0.00	15.44	24.00	-8.56
25.16000000	15.23	1.10	0.39	0.00	16.73	24.00	-7.27
25.26000000	14.22	1.10	0.39	0.00	15.71	24.00	-8.29
25.40000000	15.98	1.10	0.39	0.00	17.47	24.00	-6.53
25.62000000	14.08	1.10	0.40	0.00	15.58	24.00	-8.42
25.92000000	15.10	1.10	0.40	0.00	16.60	24.00	-7.40
26.18000000	15.80	1.10	0.40	0.00	17.30	24.00	-6.70
26.28000000	14.94	1.10	0.40	0.00	16.44	24.00	-7.56
26.58000000	15.75	1.10	0.40	0.00	17.25	24.00	-6.75
26.72000000	15.43	1.10	0.41	0.00	16.94	24.00	-7.06
26.90000000	15.40	1.10	0.41	0.00	16.91	24.00	-7.09
27.16000000	15.34	1.10	0.41	0.00	16.85	24.00	-7.15
27.24000000	17.09	1.10	0.41	0.00	18.60	24.00	-5.40
27.58000000	17.98	1.10	0.41	0.00	19.49	24.00	-4.51
27.76000000	16.05	1.10	0.41	0.00	17.56	24.00	-6.44
27.92000000	15.65	1.10	0.42	0.00	17.17	24.00	-6.83
28.00000000	16.42	1.10	0.42	0.00	17.94	24.00	-6.06
28.28000000	14.80	1.10	0.42	0.00	16.32	24.00	-7.68
28.54000000	15.08	1.10	0.42	0.00	16.60	24.00	-7.40
28.60000000	14.96	1.10	0.42	0.00	16.48	24.00	-7.52
28.92000000	14.45	1.10	0.42	0.00	15.97	24.00	-8.03
29.18000000	14.70	1.10	0.43	0.00	16.23	24.00	-7.77
29.22000000	14.32	1.10	0.43	0.00	15.85	24.00	-8.15
29.44000000	13.85	1.10	0.43	0.00	15.38	24.00	-8.62
29.76000000	13.50	1.10	0.43	0.00	15.03	24.00	-8.97
29.98000000	29.88	1.10	0.43	0.00	31.41	24.00	7.41

Tested by: Michael Westman  
Printed

Signature

Reviewed by: Gerald V. Anderson  
Printed

Signature

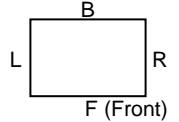
Mode of Operation Key	
#	Description
1	
2	
3	
4	
5	

J:\REPORTS\2006\10xx\1038\Rpt\_Docs\2011\1566+2050\1387-RE102-2050-with tab data-mjw-gva.doc

# Radiated Emissions



America



FACE DEFINITION  
(TOP VIEW)

T = Top  
U = Under Side

Test Report #: NC1101387

Test Area: 3

EUT Model #: MIL2050-XXXX

Date: 13 April, 2011

EUT Serial #: None

EUT Power: 24 VDC

Temperature: 24 °C

Test Method: Mil Std 461F, RE102 and Mil Std 461E, RE102

Air Pressure: 98.6 kPa

Customer: Lind Electronics

Relative Humidity: 28 %

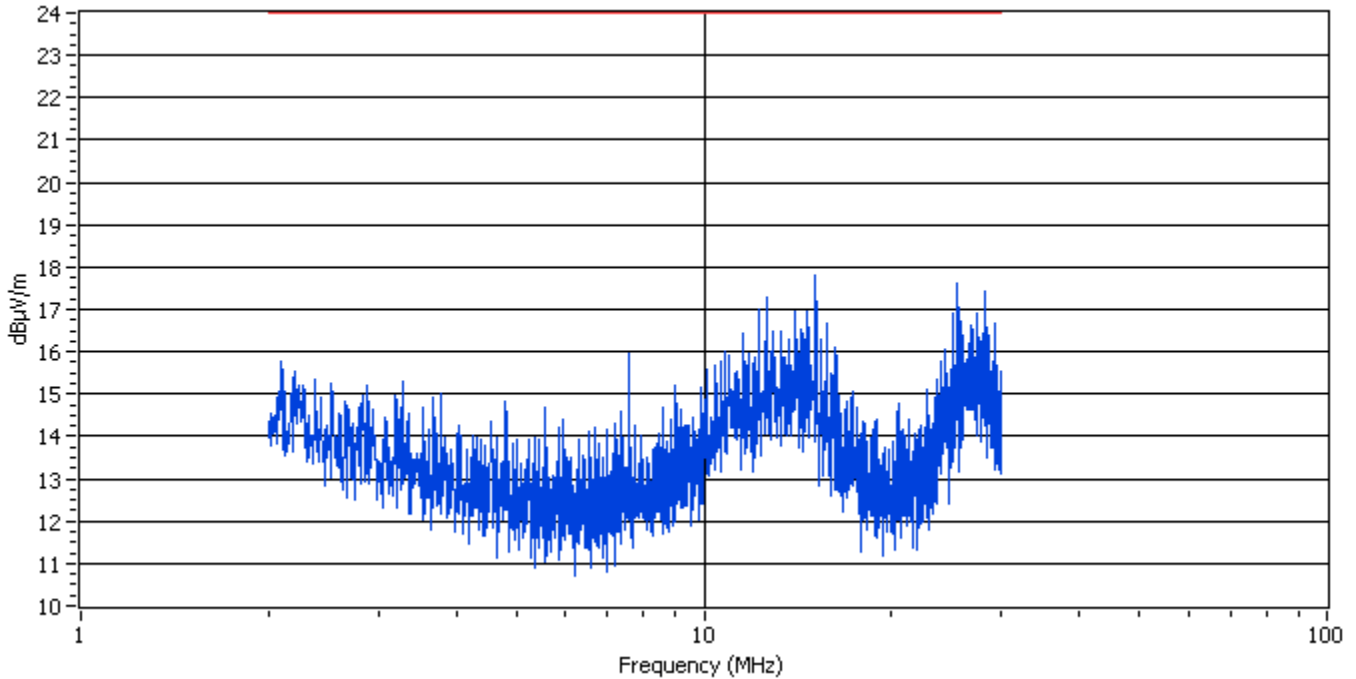
EUT Description: DC to DC Converter

Page: 19 of 46

Notes: \_\_\_\_\_

Data File Name: T:\13xx\1387\Data\4-13-11\temp\1387RE01-active rod test for 2050.ema

## Subreport Number: 5



Polarity: Vertical  
Mode of Operation: Ambient  
Notes: Per Mil Std 461E

Tested by: Michael Westman  
Printed

*Michael Westman*  
Signature

Reviewed by: Gerald V. Anderson  
Printed

*Gerald V. Anderson*  
Signature

Mode of Operation Key	
#	Description
1	
2	
3	
4	
5	

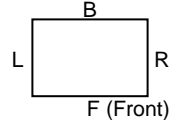
J:\REPORTS\2006\10xx\1038\Rpt\_Docs\2011\1566+2050\1387-RE102-2050-with tab data-mjw-gva.doc

# Radiated Emissions



Test Report #: NC1101387                      Test Area: 3  
 EUT Model #: MIL2050-XXXX                      Date: 13 April, 2011  
 EUT Serial #: None                      EUT Power: 24 VDC                      Temperature: 24 °C  
 Test Method: Mil Std 461F, RE102 and Mil Std 461E, RE102                      Air Pressure: 98.6 kPa  
 Customer: Lind Electronics                      Relative Humidity: 28 %  
 EUT Description: DC to DC Converter                      Page: 20 of 46

FACE DEFINITION  
(TOP VIEW)



Notes: \_\_\_\_\_

Data File Name: T:\13xx\1387\Data\4-13-11\temp\1387RE01-active rod test for 2050.ema

Frequency (MHz)	Receiver (dB)	Transducer (dB)	Cable Loss (dB)	Preamplifier (dB)	Final Data (dB)	Limit	Differential (dB)
2.07200000	13.64	1.30	0.10	0.00	15.04	24.00	-8.96
2.09600000	14.37	1.30	0.10	0.00	15.77	24.00	-8.23
2.20000000	14.15	1.30	0.10	0.00	15.55	24.00	-8.45
2.26400000	13.80	1.30	0.10	0.00	15.20	24.00	-8.80
2.37600000	13.96	1.30	0.11	0.00	15.37	24.00	-8.63
2.42400000	13.49	1.30	0.11	0.00	14.90	24.00	-9.10
2.52800000	13.86	1.30	0.11	0.00	15.27	24.00	-8.73
2.60000000	13.11	1.30	0.11	0.00	14.52	24.00	-9.48
2.65600000	13.42	1.30	0.11	0.00	14.83	24.00	-9.17
2.79200000	13.28	1.30	0.12	0.00	14.70	24.00	-9.30
2.83200000	13.56	1.30	0.12	0.00	14.98	24.00	-9.02
2.88000000	13.80	1.30	0.12	0.00	15.22	24.00	-8.78
2.96800000	12.39	1.30	0.12	0.00	13.81	24.00	-10.19
3.07200000	13.01	1.30	0.12	0.00	14.43	24.00	-9.57
3.16800000	12.09	1.30	0.12	0.00	13.51	24.00	-10.49
3.20000000	13.54	1.30	0.13	0.00	14.97	24.00	-9.03
3.28800000	13.85	1.30	0.13	0.00	15.28	24.00	-8.72
3.36800000	13.11	1.30	0.13	0.00	14.54	24.00	-9.46
3.45600000	12.15	1.33	0.13	0.00	13.61	24.00	-10.39
3.52800000	13.17	1.36	0.13	0.00	14.66	24.00	-9.34
3.60800000	12.61	1.39	0.13	0.00	14.14	24.00	-9.86
3.68000000	13.39	1.40	0.14	0.00	14.93	24.00	-9.07
3.78400000	13.46	1.40	0.14	0.00	15.00	24.00	-9.00
3.84000000	12.29	1.40	0.14	0.00	13.83	24.00	-10.17
3.93600000	12.17	1.40	0.14	0.00	13.71	24.00	-10.29
4.05600000	12.70	1.40	0.14	0.00	14.24	24.00	-9.76
4.08800000	12.48	1.40	0.14	0.00	14.02	24.00	-9.98
4.23200000	11.93	1.40	0.15	0.00	13.48	24.00	-10.52
4.24800000	12.49	1.40	0.15	0.00	14.04	24.00	-9.96
4.33600000	12.44	1.40	0.15	0.00	13.99	24.00	-10.01
4.45600000	12.23	1.40	0.15	0.00	13.78	24.00	-10.22
4.55200000	12.22	1.40	0.15	0.00	13.77	24.00	-10.23
4.56000000	12.81	1.40	0.15	0.00	14.36	24.00	-9.64
4.66400000	12.43	1.40	0.15	0.00	13.98	24.00	-10.02

Mode of Operation Key	
#	Description
1	
2	
3	
4	
5	

Tested by: Michael Westman  
Printed

Signature

Reviewed by: Gerald V. Anderson  
Printed

Signature

J:\REPORTS\2006\10xx\1038\Rpt\_Docs\2011\1566+2050\1387-RE102-2050-with tab data-mjw-gva.doc

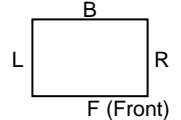


# Radiated Emissions



Test Report #: NC1101387 Test Area: 3  
 EUT Model #: MIL2050-XXXX Date: 13 April, 2011  
 EUT Serial #: None EUT Power: 24 VDC Temperature: 24 °C  
 Test Method: Mil Std 461F, RE102 and Mil Std 461E, RE102 Air Pressure: 98.6 kPa  
 Customer: Lind Electronics Relative Humidity: 28 %  
 EUT Description: DC to DC Converter Page: 21 of 46

FACE DEFINITION  
(TOP VIEW)



Notes: \_\_\_\_\_

Data File Name: T:\13xx\1387\Data\4-13-11\temp\1387RE01-active rod test for 2050.ema

4.74400000	11.85	1.40	0.16	0.00	13.41	24.00	-10.59
4.80800000	13.27	1.40	0.16	0.00	14.83	24.00	-9.17
4.94400000	12.27	1.40	0.16	0.00	13.83	24.00	-10.17
5.00800000	12.36	1.40	0.16	0.00	13.92	24.00	-10.08
5.08000000	11.79	1.40	0.16	0.00	13.35	24.00	-10.65
5.18400000	11.66	1.40	0.16	0.00	13.22	24.00	-10.78
5.24000000	12.37	1.40	0.16	0.00	13.93	24.00	-10.07
5.33600000	12.39	1.40	0.17	0.00	13.96	24.00	-10.04
5.42400000	12.35	1.40	0.17	0.00	13.92	24.00	-10.08
5.44000000	11.75	1.40	0.17	0.00	13.32	24.00	-10.68
5.54400000	13.12	1.40	0.17	0.00	14.69	24.00	-9.31
5.60800000	11.47	1.40	0.17	0.00	13.04	24.00	-10.96
5.71200000	11.49	1.40	0.17	0.00	13.06	24.00	-10.94
5.83200000	12.63	1.40	0.17	0.00	14.20	24.00	-9.80
5.88000000	11.43	1.40	0.18	0.00	13.01	24.00	-10.99
5.96000000	12.80	1.40	0.18	0.00	14.38	24.00	-9.62
6.04000000	11.93	1.40	0.18	0.00	13.51	24.00	-10.49
6.12800000	11.92	1.40	0.18	0.00	13.50	24.00	-10.50
6.23200000	11.62	1.40	0.18	0.00	13.20	24.00	-10.80
6.30400000	12.36	1.40	0.18	0.00	13.94	24.00	-10.06
6.39200000	11.98	1.40	0.18	0.00	13.56	24.00	-10.44
6.44000000	11.88	1.40	0.18	0.00	13.46	24.00	-10.54
6.52800000	12.53	1.40	0.19	0.00	14.12	24.00	-9.88
6.60800000	11.93	1.40	0.19	0.00	13.52	24.00	-10.48
6.70400000	12.64	1.40	0.19	0.00	14.23	24.00	-9.77
6.76800000	12.23	1.40	0.19	0.00	13.82	24.00	-10.18
6.86400000	11.88	1.42	0.19	0.00	13.49	24.00	-10.51
6.92800000	11.39	1.44	0.19	0.00	13.02	24.00	-10.98
7.00800000	12.50	1.45	0.19	0.00	14.15	24.00	-9.85
7.10400000	11.52	1.47	0.20	0.00	13.19	24.00	-10.81
7.16000000	11.93	1.48	0.20	0.00	13.61	24.00	-10.39
7.21600000	12.59	1.49	0.20	0.00	14.28	24.00	-9.72
7.33600000	12.91	1.50	0.20	0.00	14.61	24.00	-9.39
7.40000000	12.25	1.50	0.20	0.00	13.95	24.00	-10.05
7.44000000	11.72	1.50	0.20	0.00	13.42	24.00	-10.58
7.56800000	14.25	1.50	0.20	0.00	15.95	24.00	-8.05
7.64000000	12.03	1.50	0.20	0.00	13.73	24.00	-10.27
7.69600000	11.30	1.50	0.20	0.00	13.00	24.00	-11.00

Tested by: Michael Westman  
Printed

Signature

Reviewed by: Gerald V. Anderson  
Printed

Signature

Mode of Operation Key	
#	Description
1	
2	
3	
4	
5	

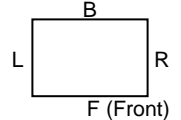
J:\REPORTS\2006\10xx\1038\Rpt\_Docs\2011\1566+2050\1387-RE102-2050-with tab data-mjw-gva.doc

# Radiated Emissions



Test Report #: NC1101387 Test Area: 3  
 EUT Model #: MIL2050-XXXX Date: 13 April, 2011  
 EUT Serial #: None EUT Power: 24 VDC Temperature: 24 °C  
 Test Method: Mil Std 461F, RE102 and Mil Std 461E, RE102 Air Pressure: 98.6 kPa  
 Customer: Lind Electronics Relative Humidity: 28 %  
 EUT Description: DC to DC Converter Page: 22 of 46

FACE DEFINITION  
(TOP VIEW)



Notes: \_\_\_\_\_

Data File Name: T:\13xx\1387\Data\4-13-11\temp\1387RE01-active rod test for 2050.ema

7.76800000	12.54	1.50	0.21	0.00	14.25	24.00	-9.75
7.89600000	11.99	1.50	0.21	0.00	13.70	24.00	-10.30
7.92000000	12.32	1.50	0.21	0.00	14.03	24.00	-9.97
8.00000000	11.75	1.50	0.21	0.00	13.46	24.00	-10.54
8.10400000	11.81	1.50	0.21	0.00	13.52	24.00	-10.48
8.17600000	11.65	1.50	0.21	0.00	13.36	24.00	-10.64
8.28000000	11.96	1.50	0.21	0.00	13.67	24.00	-10.33
8.37600000	12.10	1.50	0.21	0.00	13.81	24.00	-10.19
8.44800000	12.17	1.50	0.21	0.00	13.88	24.00	-10.12
8.48000000	12.33	1.50	0.22	0.00	14.05	24.00	-9.95
8.60000000	12.96	1.50	0.22	0.00	14.68	24.00	-9.32
8.68000000	11.99	1.50	0.22	0.00	13.71	24.00	-10.29
8.75200000	12.16	1.50	0.22	0.00	13.88	24.00	-10.12
8.84800000	12.69	1.50	0.22	0.00	14.41	24.00	-9.59
8.92000000	11.98	1.50	0.22	0.00	13.70	24.00	-10.30
8.96000000	13.46	1.50	0.22	0.00	15.18	24.00	-8.82
9.04000000	13.05	1.50	0.22	0.00	14.77	24.00	-9.23
9.17600000	12.92	1.50	0.22	0.00	14.64	24.00	-9.36
9.21600000	12.81	1.50	0.23	0.00	14.54	24.00	-9.46
9.32800000	12.55	1.50	0.23	0.00	14.28	24.00	-9.72
9.39200000	12.53	1.50	0.23	0.00	14.26	24.00	-9.74
9.45600000	12.54	1.50	0.23	0.00	14.27	24.00	-9.73
9.57600000	12.61	1.50	0.23	0.00	14.34	24.00	-9.66
9.60000000	12.73	1.50	0.23	0.00	14.46	24.00	-9.54
9.68800000	12.40	1.50	0.23	0.00	14.13	24.00	-9.87
9.80000000	12.43	1.50	0.23	0.00	14.16	24.00	-9.84
9.86400000	13.18	1.50	0.23	0.00	14.91	24.00	-9.09
9.92000000	13.40	1.50	0.23	0.00	15.13	24.00	-8.87

Tested by: Michael Westman  
Printed

Signature

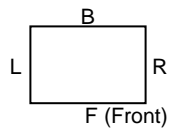
Reviewed by: Gerald V. Anderson  
Printed

Signature

Mode of Operation Key	
#	Description
1	
2	
3	
4	
5	

J:\REPORTS\2006\10xx\1038\Rpt\_Docs\2011\1566+2050\1387-RE102-2050-with tab data-mjw-gva.doc

# Radiated Emissions



Test Report #: NC1101387 Test Area: 3

EUT Model #: MIL2050-XXXX Date: 13 April, 2011

EUT Serial #: None EUT Power: 24 VDC

Test Method: Mil Std 461F, RE102 and Mil Std 461E, RE102

Customer: Lind Electronics

EUT Description: DC to DC Converter

Notes: \_\_\_\_\_

Data File Name: T:\13xx\1387\Data\4-13-11\temp\1387RE01-active rod test for 2050.ema

FACE DEFINITION (TOP VIEW)

T = Top  
U = Under Side

Temperature: 24 °C

Air Pressure: 98.6 kPa

Relative Humidity: 28 %

Page: 23 of 46

Frequency (MHz)	Receiver (dB)	Transducer (dB)	Cable Loss (dB)	Preamp (dB)	Final Data (dB)	Limit	Differential (dB)
10.08000000	13.85	1.50	0.24	0.00	15.59	24.00	-8.41
10.38000000	13.41	1.50	0.24	0.00	15.15	24.00	-8.85
10.44000000	13.94	1.50	0.24	0.00	15.68	24.00	-8.32
10.66000000	14.03	1.50	0.24	0.00	15.77	24.00	-8.23
10.80000000	14.25	1.50	0.25	0.00	16.00	24.00	-8.00
11.02000000	13.37	1.50	0.25	0.00	15.12	24.00	-8.88
11.26000000	13.76	1.50	0.25	0.00	15.51	24.00	-8.49
11.58000000	14.70	1.50	0.26	0.00	16.46	24.00	-7.54
11.76000000	13.93	1.50	0.26	0.00	15.69	24.00	-8.31
11.82000000	14.21	1.50	0.26	0.00	15.97	24.00	-8.03
12.10000000	14.12	1.50	0.26	0.00	15.88	24.00	-8.12
12.26000000	15.23	1.50	0.26	0.00	16.99	24.00	-7.01
12.54000000	14.46	1.50	0.27	0.00	16.23	24.00	-7.77
12.62000000	15.52	1.50	0.27	0.00	17.29	24.00	-6.71
12.90000000	14.69	1.50	0.27	0.00	16.46	24.00	-7.54
13.00000000	14.11	1.50	0.27	0.00	15.88	24.00	-8.12
13.32000000	14.69	1.50	0.28	0.00	16.47	24.00	-7.53
13.44000000	14.11	1.50	0.28	0.00	15.89	24.00	-8.11
13.66000000	14.51	1.50	0.28	0.00	16.29	24.00	-7.71
13.82000000	13.91	1.50	0.28	0.00	15.69	24.00	-8.31
14.04000000	15.16	1.50	0.28	0.00	16.94	24.00	-7.06
14.28000000	14.75	1.50	0.29	0.00	16.54	24.00	-7.46
14.44000000	14.65	1.50	0.29	0.00	16.44	24.00	-7.56
14.68000000	15.19	1.48	0.29	0.00	16.96	24.00	-7.04
14.84000000	13.93	1.47	0.29	0.00	15.69	24.00	-8.31
15.10000000	16.08	1.44	0.30	0.00	17.82	24.00	-6.18
15.38000000	14.59	1.41	0.30	0.00	16.30	24.00	-7.70
15.50000000	13.36	1.40	0.30	0.00	15.06	24.00	-8.94
15.70000000	14.99	1.40	0.30	0.00	16.69	24.00	-7.31
15.96000000	13.79	1.40	0.31	0.00	15.50	24.00	-8.50
16.18000000	14.39	1.40	0.31	0.00	16.10	24.00	-7.90
16.36000000	14.20	1.40	0.31	0.00	15.91	24.00	-8.09
16.44000000	13.24	1.40	0.31	0.00	14.95	24.00	-9.05
16.78000000	12.94	1.39	0.31	0.00	14.64	24.00	-9.36

Mode of Operation Key	
#	Description
1	
2	
3	
4	
5	

Tested by: Michael Westman  
Printed

Signature

Reviewed by: Gerald V. Anderson  
Printed

Signature

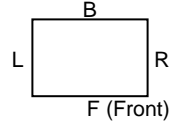
J:\REPORTS\2006\10xx\1038\Rpt\_Docs\2011\1566+2050\1387-RE102-2050-with tab data-mjw-gva.doc

# Radiated Emissions



Test Report #: NC1101387                      Test Area: 3  
 EUT Model #: MIL2050-XXXX                      Date: 13 April, 2011  
 EUT Serial #: None                      EUT Power: 24 VDC                      Temperature: 24 °C  
 Test Method: Mil Std 461F, RE102 and Mil Std 461E, RE102                      Air Pressure: 98.6 kPa  
 Customer: Lind Electronics                      Relative Humidity: 28 %  
 EUT Description: DC to DC Converter                      Page: 24 of 46

FACE DEFINITION  
(TOP VIEW)



Notes: \_\_\_\_\_

Data File Name: T:\13xx\1387\Data\4-13-11\temp\1387RE01-active rod test for 2050.ema

16.92000000	13.04	1.38	0.32	0.00	14.73	24.00	-9.27
17.00000000	13.12	1.37	0.32	0.00	14.81	24.00	-9.19
17.32000000	13.40	1.34	0.32	0.00	15.06	24.00	-8.94
17.56000000	12.31	1.32	0.32	0.00	13.95	24.00	-10.05
17.62000000	13.05	1.32	0.32	0.00	14.69	24.00	-9.31
17.96000000	12.71	1.30	0.33	0.00	14.34	24.00	-9.66
18.18000000	12.67	1.30	0.33	0.00	14.30	24.00	-9.70
18.32000000	12.26	1.30	0.33	0.00	13.89	24.00	-10.11
18.58000000	12.33	1.30	0.33	0.00	13.96	24.00	-10.04
18.74000000	12.54	1.30	0.33	0.00	14.17	24.00	-9.83
18.98000000	12.77	1.30	0.34	0.00	14.41	24.00	-9.59
19.14000000	11.83	1.30	0.34	0.00	13.47	24.00	-10.53
19.22000000	11.66	1.30	0.34	0.00	13.30	24.00	-10.70
19.50000000	12.08	1.30	0.34	0.00	13.72	24.00	-10.28
19.62000000	11.51	1.30	0.34	0.00	13.15	24.00	-10.85
19.86000000	12.04	1.30	0.34	0.00	13.68	24.00	-10.32
20.16000000	12.24	1.30	0.35	0.00	13.89	24.00	-10.11
20.34000000	12.96	1.30	0.35	0.00	14.61	24.00	-9.39
20.56000000	13.11	1.29	0.35	0.00	14.76	24.00	-9.24
20.72000000	12.47	1.28	0.35	0.00	14.11	24.00	-9.89
20.90000000	12.52	1.27	0.35	0.00	14.15	24.00	-9.85
21.02000000	12.42	1.26	0.36	0.00	14.04	24.00	-9.96
21.26000000	12.78	1.25	0.36	0.00	14.38	24.00	-9.62
21.50000000	11.81	1.23	0.36	0.00	13.40	24.00	-10.60
21.60000000	12.08	1.22	0.36	0.00	13.66	24.00	-10.34
21.84000000	12.52	1.21	0.36	0.00	14.09	24.00	-9.91
22.18000000	12.61	1.20	0.37	0.00	14.18	24.00	-9.82
22.28000000	12.69	1.20	0.37	0.00	14.26	24.00	-9.74
22.46000000	12.16	1.20	0.37	0.00	13.73	24.00	-10.27
22.62000000	12.65	1.20	0.37	0.00	14.22	24.00	-9.78
22.82000000	13.54	1.20	0.37	0.00	15.11	24.00	-8.89
23.00000000	12.64	1.20	0.37	0.00	14.21	24.00	-9.79
23.38000000	12.74	1.20	0.38	0.00	14.32	24.00	-9.68
23.46000000	13.35	1.20	0.38	0.00	14.93	24.00	-9.07
23.62000000	13.76	1.19	0.38	0.00	15.33	24.00	-8.67
23.92000000	13.43	1.18	0.38	0.00	14.99	24.00	-9.01
24.04000000	14.23	1.17	0.38	0.00	15.78	24.00	-8.22
24.34000000	14.52	1.15	0.39	0.00	16.06	24.00	-7.94

Tested by: Michael Westman  
Printed

Signature

Reviewed by: Gerald V. Anderson  
Printed

Signature

Mode of Operation Key	
#	Description
1	
2	
3	
4	
5	

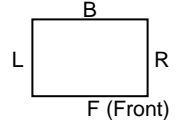
J:\REPORTS\2006\10xx\1038\Rpt\_Docs\2011\1566+2050\1387-RE102-2050-with tab data-mjw-gva.doc

# Radiated Emissions



Test Report #: NC1101387 Test Area: 3  
 EUT Model #: MIL2050-XXXX Date: 13 April, 2011  
 EUT Serial #: None EUT Power: 24 VDC Temperature: 24 °C  
 Test Method: Mil Std 461F, RE102 and Mil Std 461E, RE102 Air Pressure: 98.6 kPa  
 Customer: Lind Electronics Relative Humidity: 28 %  
 EUT Description: DC to DC Converter Page: 25 of 46

FACE DEFINITION  
(TOP VIEW)



Notes: \_\_\_\_\_

Data File Name: T:\13xx\1387\Data\4-13-11\temp\1387RE01-active rod test for 2050.ema

24.44000000	14.30	1.15	0.39	0.00	15.83	24.00	-8.17
24.72000000	13.62	1.13	0.39	0.00	15.14	24.00	-8.86
24.90000000	13.32	1.12	0.39	0.00	14.83	24.00	-9.17
25.02000000	15.40	1.11	0.39	0.00	16.90	24.00	-7.10
25.20000000	14.07	1.10	0.39	0.00	15.56	24.00	-8.44
25.56000000	16.12	1.10	0.40	0.00	17.62	24.00	-6.38
25.72000000	15.57	1.10	0.40	0.00	17.07	24.00	-6.93
25.96000000	14.20	1.10	0.40	0.00	15.70	24.00	-8.30
26.06000000	14.89	1.10	0.40	0.00	16.39	24.00	-7.61
26.34000000	14.30	1.10	0.40	0.00	15.80	24.00	-8.20
26.54000000	13.90	1.10	0.40	0.00	15.40	24.00	-8.60
26.74000000	15.12	1.10	0.41	0.00	16.63	24.00	-7.37
26.96000000	15.01	1.10	0.41	0.00	16.52	24.00	-7.48
27.00000000	14.66	1.10	0.41	0.00	16.17	24.00	-7.83
27.30000000	14.35	1.10	0.41	0.00	15.86	24.00	-8.14
27.48000000	15.39	1.10	0.41	0.00	16.90	24.00	-7.10
27.72000000	14.84	1.10	0.41	0.00	16.35	24.00	-7.65
27.98000000	14.88	1.10	0.42	0.00	16.40	24.00	-7.60
28.02000000	14.93	1.10	0.42	0.00	16.45	24.00	-7.55
28.34000000	15.92	1.10	0.42	0.00	17.44	24.00	-6.56
28.56000000	15.07	1.10	0.42	0.00	16.59	24.00	-7.41
28.60000000	14.85	1.10	0.42	0.00	16.37	24.00	-7.63
28.92000000	13.99	1.10	0.42	0.00	15.51	24.00	-8.49
29.02000000	14.24	1.10	0.42	0.00	15.76	24.00	-8.24
29.34000000	15.16	1.10	0.43	0.00	16.69	24.00	-7.31
29.44000000	14.14	1.10	0.43	0.00	15.67	24.00	-8.33
29.66000000	13.54	1.10	0.43	0.00	15.07	24.00	-8.93
29.80000000	13.47	1.10	0.43	0.00	15.00	24.00	-9.00

Tested by: Michael Westman  
Printed

Signature

Reviewed by: Gerald V. Anderson  
Printed

Signature

Mode of Operation Key	
#	Description
1	
2	
3	
4	
5	

J:\REPORTS\2006\10xx\1038\Rpt\_Docs\2011\1566+2050\1387-RE102-2050-with tab data-mjw-gva.doc

# Radiated Emissions

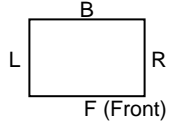


America

Test Report #: NC1101387

Test Area: 3

FACE DEFINITION  
(TOP VIEW)



EUT Model #: MIL2050-XXXX

Date: 13 April, 2011

T = Top  
U = Under Side

EUT Serial #: None

EUT Power: 24 VDC

Temperature: 24 °C

Test Method: Mil Std 461F, RE102 and Mil Std 461E, RE102

Air Pressure: 98.6 kPa

Customer: Lind Electronics

Relative Humidity: 28 %

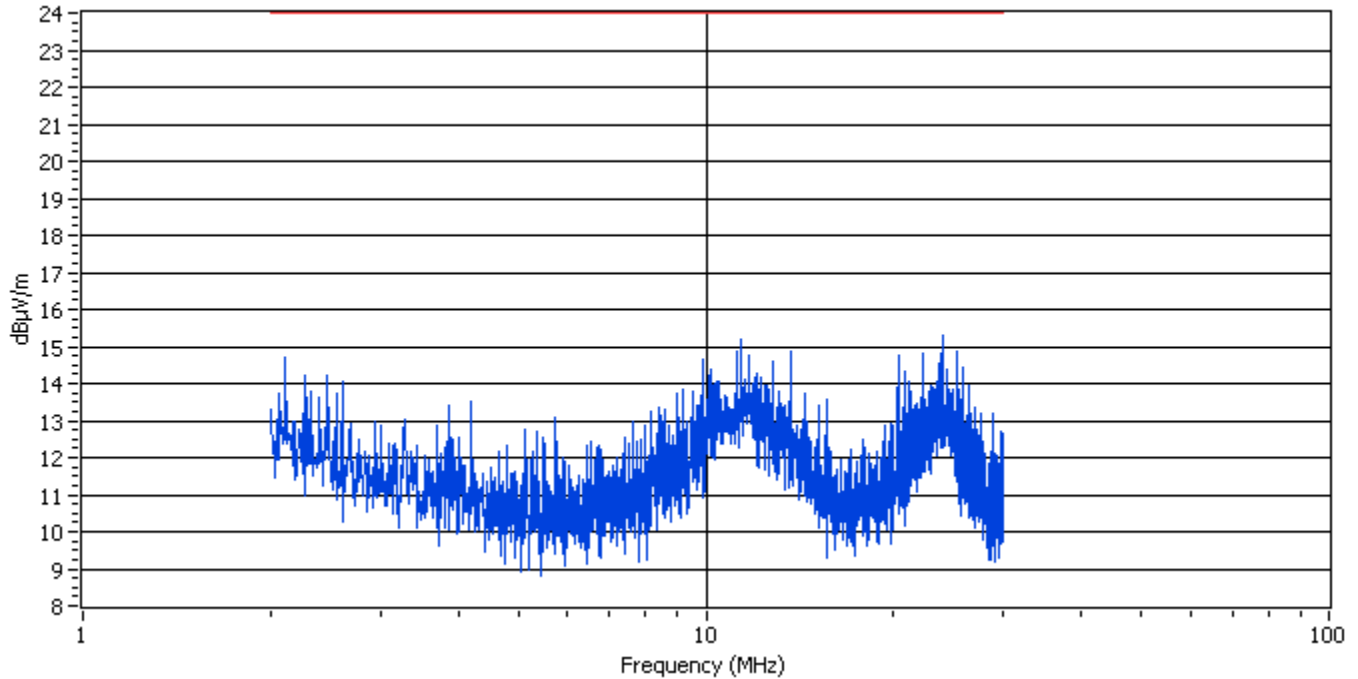
EUT Description: DC to DC Converter

Page: 26 of 46

Notes: \_\_\_\_\_

Data File Name: T:\13xx\1387\Data\4-13-11\temp\1387RE01-active rod test for 2050.ema

## Subreport Number: 6



Polarity: Vertical  
Mode of Operation: Ambient  
Notes: Per Mil Std 461F

Tested by: Michael Westman  
Printed

Signature

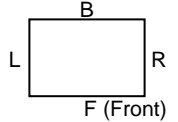
Reviewed by: Gerald V. Anderson  
Printed

Signature

Mode of Operation Key	
#	Description
1	
2	
3	
4	
5	

J:\REPORTS\2006\10xx\1038\Rpt\_Docs\2011\1566+2050\1387-RE102-2050-with tab data-mjw-gva.doc

# Radiated Emissions



FACE DEFINITION  
(TOP VIEW)

T = Top  
U = Under Side

Test Report #: NC1101387

Test Area: 3

EUT Model #: MIL2050-XXXX

Date: 13 April, 2011

EUT Serial #: None

EUT Power: 24 VDC

Temperature: 24 °C

Test Method: Mil Std 461F, RE102 and Mil Std 461E, RE102

Air Pressure: 98.6 kPa

Customer: Lind Electronics

Relative Humidity: 28 %

EUT Description: DC to DC Converter

Page: 27 of 46

Notes: \_\_\_\_\_

Data File Name: T:\13xx\1387\Data\4-13-11\temp\1387RE01-active rod test for 2050.ema

Frequency (MHz)	Receiver (dB)	Transducer (dB)	Cable Loss (dB)	Preamp (dB)	Final Data (dB)	Limit	Differential (dB)
2.05600000	12.41	1.20	0.11	0.00	13.72	24.00	-10.28
2.11200000	13.38	1.20	0.12	0.00	14.70	24.00	-9.30
2.19200000	11.68	1.20	0.12	0.00	13.00	24.00	-11.00
2.26400000	12.87	1.20	0.12	0.00	14.19	24.00	-9.81
2.32800000	12.46	1.20	0.12	0.00	13.78	24.00	-10.22
2.47200000	12.91	1.20	0.13	0.00	14.24	24.00	-9.76
2.55200000	12.38	1.20	0.13	0.00	13.71	24.00	-10.29
2.60800000	12.70	1.20	0.13	0.00	14.03	24.00	-9.97
2.69600000	11.59	1.20	0.13	0.00	12.92	24.00	-11.08
2.77600000	11.15	1.20	0.14	0.00	12.49	24.00	-11.51
2.84000000	10.84	1.20	0.14	0.00	12.18	24.00	-11.82
2.94400000	11.65	1.20	0.14	0.00	12.99	24.00	-11.01
3.00800000	11.53	1.20	0.14	0.00	12.87	24.00	-11.13
3.10400000	11.06	1.20	0.14	0.00	12.40	24.00	-11.60
3.17600000	11.01	1.20	0.15	0.00	12.36	24.00	-11.64
3.27200000	11.26	1.20	0.15	0.00	12.61	24.00	-11.39
3.28000000	11.70	1.20	0.15	0.00	13.05	24.00	-10.95
3.42400000	10.95	1.20	0.15	0.00	12.30	24.00	-11.70
3.51200000	9.75	1.20	0.15	0.00	11.10	24.00	-12.90
3.54400000	10.69	1.20	0.16	0.00	12.05	24.00	-11.95
3.64000000	10.29	1.20	0.16	0.00	11.65	24.00	-12.35
3.69600000	11.48	1.20	0.16	0.00	12.84	24.00	-11.16
3.83200000	11.09	1.20	0.16	0.00	12.45	24.00	-11.55
3.88000000	12.03	1.20	0.16	0.00	13.39	24.00	-10.61
3.93600000	11.13	1.20	0.16	0.00	12.49	24.00	-11.51
4.00800000	11.18	1.20	0.17	0.00	12.55	24.00	-11.45
4.10400000	10.42	1.20	0.17	0.00	11.79	24.00	-12.21
4.20000000	12.16	1.20	0.17	0.00	13.53	24.00	-10.47
4.26400000	10.18	1.20	0.17	0.00	11.55	24.00	-12.45
4.39200000	10.20	1.20	0.17	0.00	11.57	24.00	-12.43
4.44800000	9.97	1.20	0.18	0.00	11.35	24.00	-12.65
4.52000000	10.34	1.20	0.18	0.00	11.72	24.00	-12.28
4.56800000	10.06	1.20	0.18	0.00	11.44	24.00	-12.56
4.64800000	10.77	1.20	0.18	0.00	12.15	24.00	-11.85

Tested by: Michael Westman  
Printed

Signature

Reviewed by: Gerald V. Anderson  
Printed

Signature

Mode of Operation Key	
#	Description
1	
2	
3	
4	
5	

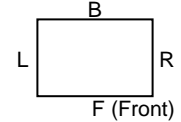
J:\REPORTS\2006\10xx\1038\Rpt\_Docs\2011\1566+2050\1387-RE102-2050-with tab data-mjw-gva.doc

# Radiated Emissions



Test Report #: NC1101387                      Test Area: 3  
 EUT Model #: MIL2050-XXXX                      Date: 13 April, 2011  
 EUT Serial #: None                      EUT Power: 24 VDC                      Temperature: 24 °C  
 Test Method: Mil Std 461F, RE102 and Mil Std 461E, RE102                      Air Pressure: 98.6 kPa  
 Customer: Lind Electronics                      Relative Humidity: 28 %  
 EUT Description: DC to DC Converter                      Page: 28 of 46

FACE DEFINITION  
(TOP VIEW)



Notes: \_\_\_\_\_

Data File Name: T:\13xx\1387\Data\4-13-11\temp\1387RE01-active rod test for 2050.ema

4.77600000	10.93	1.20	0.18	0.00	12.31	24.00	-11.69
4.83200000	9.76	1.20	0.18	0.00	11.14	24.00	-12.86
4.95200000	10.22	1.20	0.19	0.00	11.61	24.00	-12.39
4.98400000	9.95	1.20	0.19	0.00	11.34	24.00	-12.66
5.08800000	10.18	1.20	0.19	0.00	11.57	24.00	-12.43
5.12000000	11.35	1.20	0.19	0.00	12.74	24.00	-11.26
5.26400000	10.78	1.20	0.19	0.00	12.17	24.00	-11.83
5.34400000	10.53	1.20	0.19	0.00	11.92	24.00	-12.08
5.36000000	11.30	1.20	0.19	0.00	12.69	24.00	-11.31
5.48000000	11.12	1.20	0.20	0.00	12.52	24.00	-11.48
5.52000000	10.96	1.21	0.20	0.00	12.37	24.00	-11.63
5.60800000	9.79	1.23	0.20	0.00	11.22	24.00	-12.78
5.73600000	11.61	1.26	0.20	0.00	13.08	24.00	-10.92
5.80000000	10.05	1.28	0.20	0.00	11.53	24.00	-12.47
5.90400000	10.50	1.30	0.21	0.00	12.00	24.00	-12.00
5.92000000	10.40	1.29	0.21	0.00	11.90	24.00	-12.10
6.03200000	10.31	1.26	0.21	0.00	11.78	24.00	-12.22
6.08800000	9.92	1.25	0.21	0.00	11.38	24.00	-12.62
6.21600000	9.80	1.22	0.21	0.00	11.23	24.00	-12.77
6.24000000	10.11	1.22	0.21	0.00	11.54	24.00	-12.46
6.34400000	10.00	1.20	0.21	0.00	11.41	24.00	-12.59
6.43200000	10.93	1.20	0.22	0.00	12.35	24.00	-11.65
6.54400000	11.04	1.20	0.22	0.00	12.46	24.00	-11.54
6.61600000	10.51	1.20	0.22	0.00	11.93	24.00	-12.07
6.70400000	10.83	1.20	0.22	0.00	12.25	24.00	-11.75
6.74400000	10.91	1.20	0.22	0.00	12.33	24.00	-11.67
6.81600000	10.50	1.20	0.22	0.00	11.92	24.00	-12.08
6.92000000	10.08	1.20	0.22	0.00	11.50	24.00	-12.50
6.96800000	10.18	1.20	0.23	0.00	11.61	24.00	-12.39
7.11200000	10.37	1.20	0.23	0.00	11.80	24.00	-12.20
7.16000000	10.17	1.20	0.23	0.00	11.60	24.00	-12.40
7.20800000	10.57	1.20	0.23	0.00	12.00	24.00	-12.00
7.28000000	10.26	1.21	0.23	0.00	11.70	24.00	-12.30
7.43200000	11.08	1.24	0.23	0.00	12.55	24.00	-11.45
7.51200000	9.86	1.25	0.23	0.00	11.35	24.00	-12.65
7.54400000	10.91	1.26	0.24	0.00	12.40	24.00	-11.60
7.64000000	11.48	1.28	0.24	0.00	12.99	24.00	-11.01
7.72800000	10.90	1.29	0.24	0.00	12.43	24.00	-11.57

Tested by: Michael Westman  
Printed

Signature

Reviewed by: Gerald V. Anderson  
Printed

Signature

Mode of Operation Key	
#	Description
1	
2	
3	
4	
5	

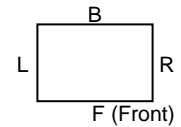
J:\REPORTS\2006\10xx\1038\Rpt\_Docs\2011\1566+2050\1387-RE102-2050-with tab data-mjw-gva.doc



# Radiated Emissions



America



FACE DEFINITION  
(TOP VIEW)

T = Top  
U = Under Side

Test Report #: NC1101387

Test Area: 3

EUT Model #: MIL2050-XXXX

Date: 13 April, 2011

EUT Serial #: None

EUT Power: 24 VDC

Temperature: 24 °C

Test Method: Mil Std 461F, RE102 and Mil Std 461E, RE102

Air Pressure: 98.6 kPa

Customer: Lind Electronics

Relative Humidity: 28 %

EUT Description: DC to DC Converter

Page: 29 of 46

Notes: \_\_\_\_\_

Data File Name: T:\13xx\1387\Data\4-13-11\temp\1387RE01-active rod test for 2050.ema

7.83200000	10.11	1.30	0.24	0.00	11.65	24.00	-12.35
7.85600000	10.97	1.30	0.24	0.00	12.51	24.00	-11.49
7.98400000	11.30	1.30	0.24	0.00	12.84	24.00	-11.16
8.07200000	10.49	1.30	0.24	0.00	12.03	24.00	-11.97
8.15200000	11.71	1.30	0.25	0.00	13.26	24.00	-10.74
8.20800000	10.70	1.30	0.25	0.00	12.25	24.00	-11.75
8.25600000	10.49	1.30	0.25	0.00	12.04	24.00	-11.96
8.35200000	11.09	1.30	0.25	0.00	12.64	24.00	-11.36
8.41600000	11.79	1.30	0.25	0.00	13.34	24.00	-10.66
8.54400000	11.42	1.30	0.25	0.00	12.97	24.00	-11.03
8.60800000	11.75	1.30	0.25	0.00	13.30	24.00	-10.70
8.64000000	10.84	1.30	0.25	0.00	12.39	24.00	-11.61
8.75200000	11.32	1.30	0.26	0.00	12.88	24.00	-11.12
8.84800000	11.03	1.30	0.26	0.00	12.59	24.00	-11.41
8.93600000	10.76	1.30	0.26	0.00	12.32	24.00	-11.68
8.97600000	12.18	1.30	0.26	0.00	13.74	24.00	-10.26
9.05600000	11.54	1.30	0.26	0.00	13.10	24.00	-10.90
9.18400000	10.84	1.30	0.26	0.00	12.40	24.00	-11.60
9.20800000	12.28	1.30	0.26	0.00	13.84	24.00	-10.16
9.28800000	11.39	1.30	0.26	0.00	12.95	24.00	-11.05
9.43200000	10.62	1.30	0.27	0.00	12.19	24.00	-11.81
9.51200000	12.23	1.30	0.27	0.00	13.80	24.00	-10.20
9.58400000	11.42	1.30	0.27	0.00	12.99	24.00	-11.01
9.64000000	11.81	1.30	0.27	0.00	13.38	24.00	-10.62
9.72800000	11.79	1.30	0.27	0.00	13.36	24.00	-10.64
9.83200000	12.10	1.30	0.27	0.00	13.67	24.00	-10.33
9.86400000	13.05	1.30	0.27	0.00	14.62	24.00	-9.38
9.96800000	11.51	1.30	0.27	0.00	13.08	24.00	-10.92

Tested by: Michael Westman  
Printed

Signature

Reviewed by: Gerald V. Anderson  
Printed

Signature

Mode of Operation Key	
#	Description
1	
2	
3	
4	
5	

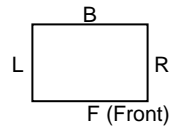
J:\REPORTS\2006\10xx\1038\Rpt\_Docs\2011\1566+2050\1387-RE102-2050-with tab data-mjw-gva.doc

# Radiated Emissions



Test Report #: NC1101387 Test Area: 3  
 EUT Model #: MIL2050-XXXX Date: 13 April, 2011  
 EUT Serial #: None EUT Power: 24 VDC Temperature: 24 °C  
 Test Method: Mil Std 461F, RE102 and Mil Std 461E, RE102 Air Pressure: 98.6 kPa  
 Customer: Lind Electronics Relative Humidity: 28 %  
 EUT Description: DC to DC Converter Page: 30 of 46

FACE DEFINITION  
(TOP VIEW)



T = Top  
U = Under Side

Notes: \_\_\_\_\_

Data File Name: T:\13xx\1387\Data\4-13-11\temp\1387RE01-active rod test for 2050.ema

Frequency (MHz)	Receiver (dB)	Transducer (dB)	Cable Loss (dB)	Preamp (dB)	Final Data (dB)	Limit	Differential (dB)
10.1000000	12.66	1.30	0.28	0.00	14.24	24.00	-9.76
10.2200000	12.80	1.30	0.28	0.00	14.38	24.00	-9.62
10.4600000	12.48	1.30	0.28	0.00	14.06	24.00	-9.94
10.7600000	12.09	1.30	0.29	0.00	13.68	24.00	-10.32
10.8200000	12.03	1.30	0.29	0.00	13.62	24.00	-10.38
11.1200000	12.13	1.30	0.29	0.00	13.72	24.00	-10.28
11.3800000	13.58	1.30	0.30	0.00	15.18	24.00	-8.82
11.5800000	12.52	1.30	0.30	0.00	14.12	24.00	-9.88
11.7400000	13.13	1.30	0.30	0.00	14.73	24.00	-9.27
11.9200000	12.40	1.30	0.30	0.00	14.00	24.00	-10.00
12.0600000	12.64	1.30	0.31	0.00	14.25	24.00	-9.75
12.2600000	12.56	1.30	0.31	0.00	14.17	24.00	-9.83
12.5000000	12.33	1.30	0.31	0.00	13.94	24.00	-10.06
12.7800000	12.97	1.30	0.32	0.00	14.59	24.00	-9.41
12.9800000	11.76	1.30	0.32	0.00	13.38	24.00	-10.62
13.0800000	12.14	1.30	0.32	0.00	13.76	24.00	-10.24
13.2400000	11.83	1.30	0.32	0.00	13.45	24.00	-10.55
13.5600000	11.88	1.30	0.33	0.00	13.51	24.00	-10.49
13.6800000	13.24	1.30	0.33	0.00	14.87	24.00	-9.13
13.9600000	11.24	1.30	0.33	0.00	12.87	24.00	-11.13
14.0600000	10.87	1.30	0.33	0.00	12.50	24.00	-11.50
14.3200000	11.41	1.30	0.34	0.00	13.05	24.00	-10.95
14.4400000	12.07	1.30	0.34	0.00	13.71	24.00	-10.29
14.7400000	10.78	1.30	0.34	0.00	12.42	24.00	-11.58
14.9400000	10.63	1.30	0.34	0.00	12.27	24.00	-11.73
15.0800000	10.83	1.30	0.35	0.00	12.48	24.00	-11.52
15.2200000	11.74	1.30	0.35	0.00	13.39	24.00	-10.61
15.5400000	10.97	1.30	0.35	0.00	12.62	24.00	-11.38
15.6400000	11.92	1.30	0.35	0.00	13.57	24.00	-10.43
15.8400000	10.52	1.30	0.35	0.00	12.17	24.00	-11.83
16.1400000	9.85	1.30	0.36	0.00	11.51	24.00	-12.49
16.2600000	10.02	1.30	0.36	0.00	11.68	24.00	-12.32
16.5000000	10.29	1.30	0.36	0.00	11.95	24.00	-12.05
16.7600000	9.93	1.30	0.37	0.00	11.60	24.00	-12.40

Mode of Operation Key	
#	Description
1	
2	
3	
4	
5	

Tested by: Michael Westman  
Printed

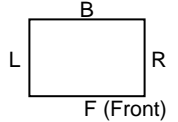
Signature

Reviewed by: Gerald V. Anderson  
Printed

Signature

J:\REPORTS\2006\10xx\1038\Rpt\_Docs\2011\1566+2050\1387-RE102-2050-with tab data-mjw-gva.doc

# Radiated Emissions



Test Report #: NC1101387 Test Area: 3

EUT Model #: MIL2050-XXXX Date: 13 April, 2011

EUT Serial #: None EUT Power: 24 VDC

Test Method: Mil Std 461F, RE102 and Mil Std 461E, RE102

Customer: Lind Electronics

EUT Description: DC to DC Converter

Temperature: 24 °C  
Air Pressure: 98.6 kPa  
Relative Humidity: 28 %

Notes: \_\_\_\_\_

Data File Name: T:\13xx\1387\Data\4-13-11\temp\1387RE01-active rod test for 2050.ema

16.92000000	10.26	1.30	0.37	0.00	11.93	24.00	-12.07
17.04000000	10.56	1.30	0.37	0.00	12.23	24.00	-11.77
17.32000000	9.87	1.30	0.37	0.00	11.54	24.00	-12.46
17.46000000	10.23	1.30	0.37	0.00	11.90	24.00	-12.10
17.74000000	10.40	1.30	0.38	0.00	12.08	24.00	-11.92
17.80000000	10.79	1.30	0.38	0.00	12.47	24.00	-11.53
18.02000000	10.57	1.30	0.38	0.00	12.25	24.00	-11.75
18.26000000	10.43	1.30	0.38	0.00	12.11	24.00	-11.89
18.42000000	10.17	1.30	0.39	0.00	11.86	24.00	-12.14
18.72000000	10.09	1.30	0.39	0.00	11.78	24.00	-12.22
18.86000000	10.48	1.30	0.39	0.00	12.17	24.00	-11.83
19.12000000	10.30	1.30	0.39	0.00	11.99	24.00	-12.01
19.34000000	11.17	1.28	0.40	0.00	12.85	24.00	-11.15
19.52000000	10.27	1.27	0.40	0.00	11.94	24.00	-12.06
19.68000000	10.75	1.26	0.40	0.00	12.41	24.00	-11.59
19.86000000	11.27	1.24	0.40	0.00	12.92	24.00	-11.08
20.00000000	11.20	1.23	0.40	0.00	12.84	24.00	-11.16
20.22000000	12.24	1.22	0.41	0.00	13.86	24.00	-10.14
20.46000000	13.13	1.20	0.41	0.00	14.74	24.00	-9.26
20.66000000	11.75	1.20	0.41	0.00	13.36	24.00	-10.64
20.94000000	12.70	1.20	0.41	0.00	14.31	24.00	-9.69
21.10000000	12.45	1.20	0.42	0.00	14.07	24.00	-9.93
21.32000000	11.70	1.20	0.42	0.00	13.32	24.00	-10.68
21.40000000	12.15	1.20	0.42	0.00	13.77	24.00	-10.23
21.62000000	11.81	1.20	0.42	0.00	13.43	24.00	-10.57
21.86000000	11.82	1.20	0.42	0.00	13.44	24.00	-10.56
22.16000000	12.00	1.20	0.43	0.00	13.63	24.00	-10.37
22.26000000	13.20	1.20	0.43	0.00	14.83	24.00	-9.17
22.44000000	11.93	1.20	0.43	0.00	13.56	24.00	-10.44
22.72000000	11.86	1.20	0.43	0.00	13.49	24.00	-10.51
22.94000000	12.32	1.20	0.44	0.00	13.96	24.00	-10.04
23.14000000	12.26	1.20	0.44	0.00	13.90	24.00	-10.10
23.32000000	12.21	1.20	0.44	0.00	13.85	24.00	-10.15
23.52000000	12.43	1.20	0.44	0.00	14.07	24.00	-9.93
23.76000000	13.20	1.19	0.44	0.00	14.83	24.00	-9.17
23.92000000	13.09	1.18	0.45	0.00	14.71	24.00	-9.29
24.02000000	13.70	1.17	0.45	0.00	15.32	24.00	-8.68
24.28000000	12.78	1.16	0.45	0.00	14.38	24.00	-9.62

Tested by: Michael Westman  
Printed

Signature

Reviewed by: Gerald V. Anderson  
Printed

Signature

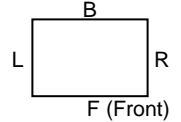
Mode of Operation Key	
#	Description
1	
2	
3	
4	
5	

J:\REPORTS\2006\10xx\1038\Rpt\_Docs\2011\1566+2050\1387-RE102-2050-with tab data-mjw-gva.doc

# Radiated Emissions



America



Test Report #: NC1101387

Test Area: 3

FACE DEFINITION  
(TOP VIEW)

EUT Model #: MIL2050-XXXX

Date: 13 April, 2011

T = Top  
U = Under Side

EUT Serial #: None

EUT Power: 24 VDC

Temperature: 24 °C

Test Method: Mil Std 461F, RE102 and Mil Std 461E, RE102

Air Pressure: 98.6 kPa

Customer: Lind Electronics

Relative Humidity: 28 %

EUT Description: DC to DC Converter

Page: 32 of 46

Notes: \_\_\_\_\_

Data File Name: T:\13xx\1387\Data\4-13-11\temp\1387RE01-active rod test for 2050.ema

24.4000000	11.77	1.15	0.45	0.00	13.37	24.00	-10.63
24.6200000	12.26	1.13	0.45	0.00	13.85	24.00	-10.15
24.9200000	12.26	1.12	0.46	0.00	13.83	24.00	-10.17
25.1000000	11.66	1.11	0.46	0.00	13.22	24.00	-10.78
25.2200000	13.31	1.10	0.46	0.00	14.87	24.00	-9.13
25.4800000	12.30	1.09	0.46	0.00	13.85	24.00	-10.15
25.7800000	12.91	1.07	0.46	0.00	14.44	24.00	-9.56
25.8200000	11.88	1.07	0.46	0.00	13.41	24.00	-10.59
26.0000000	11.33	1.06	0.47	0.00	12.85	24.00	-11.15
26.2800000	11.64	1.04	0.47	0.00	13.15	24.00	-10.85
26.4200000	12.46	1.03	0.47	0.00	13.96	24.00	-10.04
26.7000000	11.69	1.02	0.47	0.00	13.18	24.00	-10.82
26.8800000	11.28	1.01	0.48	0.00	12.76	24.00	-11.24
27.0400000	11.87	1.00	0.48	0.00	13.35	24.00	-10.65
27.2400000	11.26	1.00	0.48	0.00	12.74	24.00	-11.26
27.5000000	11.11	1.00	0.48	0.00	12.59	24.00	-11.41
27.7200000	11.71	1.00	0.48	0.00	13.19	24.00	-10.81
27.9800000	10.34	1.00	0.49	0.00	11.83	24.00	-12.17
28.1200000	10.61	1.00	0.49	0.00	12.10	24.00	-11.90
28.3400000	9.70	1.00	0.49	0.00	11.19	24.00	-12.81
28.4600000	10.37	1.00	0.49	0.00	11.86	24.00	-12.14
28.7400000	10.67	1.00	0.49	0.00	12.16	24.00	-11.84
28.8600000	11.71	1.00	0.49	0.00	13.20	24.00	-10.80
29.1400000	10.61	0.99	0.50	0.00	12.10	24.00	-11.90
29.2200000	10.55	0.99	0.50	0.00	12.04	24.00	-11.96
29.4800000	10.36	0.98	0.50	0.00	11.83	24.00	-12.17
29.7800000	11.25	0.96	0.50	0.00	12.71	24.00	-11.29
29.9800000	11.19	0.95	0.50	0.00	12.65	24.00	-11.35

Tested by: Michael Westman  
Printed

Signature

Reviewed by: Gerald V. Anderson  
Printed

Signature

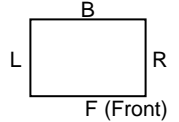
Mode of Operation Key	
#	Description
1	
2	
3	
4	
5	

J:\REPORTS\2006\10xx\1038\Rpt\_Docs\2011\1566+2050\1387-RE102-2050-with tab data-mjw-gva.doc

# Radiated Emissions



America



FACE DEFINITION  
(TOP VIEW)

T = Top  
U = Under Side

Test Report #: NC1101387

Test Area: 3

EUT Model #: MIL2050-XXXX

Date: 13 April, 2011

EUT Serial #: None

EUT Power: 24 VDC

Temperature: 24 °C

Test Method: Mil Std 461F, RE102 and Mil Std 461E, RE102

Air Pressure: 98.6 kPa

Customer: Lind Electronics

Relative Humidity: 28 %

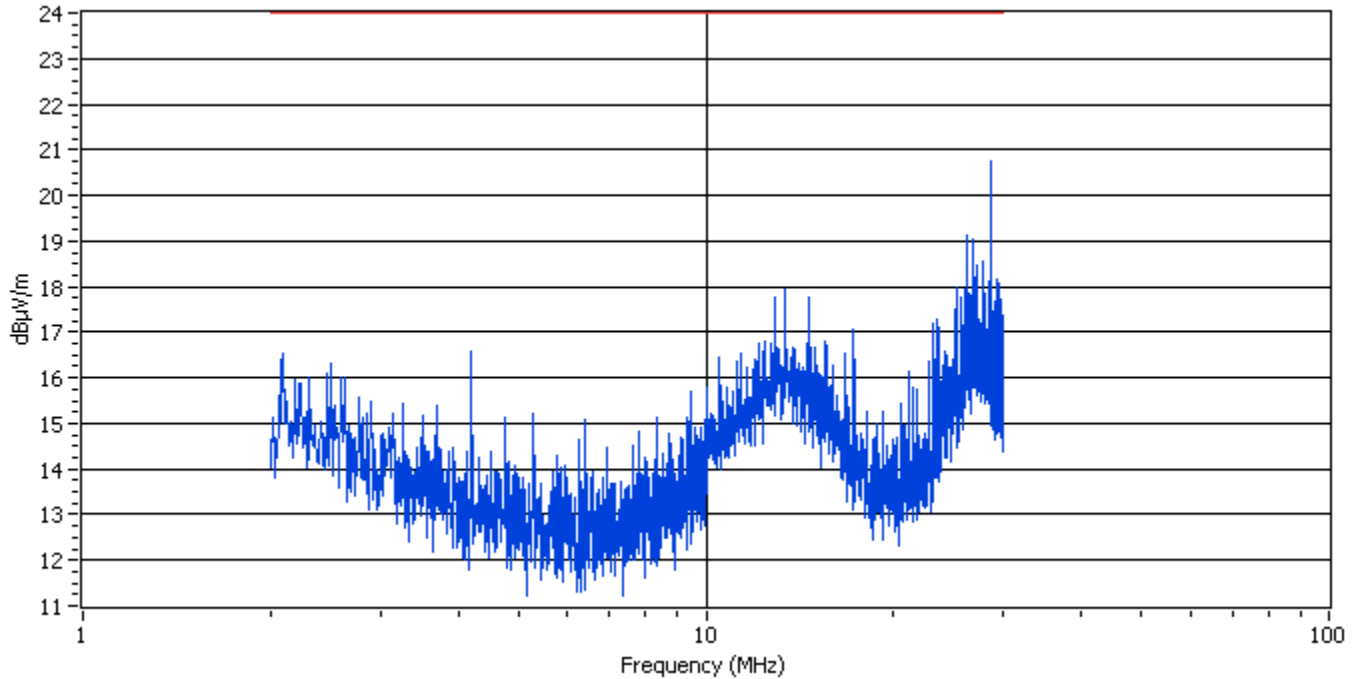
EUT Description: DC to DC Converter

Page: 33 of 46

Notes: \_\_\_\_\_

Data File Name: T:\13xx\1387\Data\4-13-11\temp\1387RE01-active rod test for 2050.ema

## Subreport Number: 7



Polarity: Vertical  
Mode of Operation: Fully OP  
Notes: Per Mil Std 461E

Tested by: Michael Westman  
Printed

Signature

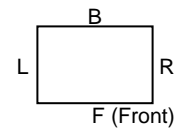
Reviewed by: Gerald V. Anderson  
Printed

Signature

Mode of Operation Key	
#	Description
1	
2	
3	
4	
5	

J:\REPORTS\2006\10xx\1038\Rpt\_Docs\2011\1566+2050\1387-RE102-2050-with tab data-mjw-gva.doc

# Radiated Emissions



Test Report #: NC1101387 Test Area: 3

EUT Model #: MIL2050-XXXX Date: 13 April, 2011

EUT Serial #: None EUT Power: 24 VDC Temperature: 24 °C

Test Method: Mil Std 461F, RE102 and Mil Std 461E, RE102 Air Pressure: 98.6 kPa

Customer: Lind Electronics Relative Humidity: 28 %

EUT Description: DC to DC Converter Page: 34 of 46

Notes: \_\_\_\_\_

Data File Name: T:\13xx\1387\Data\4-13-11\temp\1387RE01-active rod test for 2050.ema

Frequency (MHz)	Receiver (dB)	Transducer (dB)	Cable Loss (dB)	Preamp (dB)	Final Data (dB)	Limit	Differential (dB)
2.07200000	15.00	1.30	0.10	0.00	16.40	24.00	-7.60
2.09600000	15.13	1.30	0.10	0.00	16.53	24.00	-7.47
2.19200000	14.57	1.30	0.10	0.00	15.97	24.00	-8.03
2.31200000	14.59	1.30	0.10	0.00	15.99	24.00	-8.01
2.32800000	13.59	1.30	0.11	0.00	15.00	24.00	-9.00
2.47200000	14.67	1.30	0.11	0.00	16.08	24.00	-7.92
2.50400000	14.89	1.30	0.11	0.00	16.30	24.00	-7.70
2.63200000	14.59	1.30	0.11	0.00	16.00	24.00	-8.00
2.64000000	14.06	1.30	0.11	0.00	15.47	24.00	-8.53
2.77600000	14.14	1.30	0.12	0.00	15.56	24.00	-8.44
2.85600000	13.78	1.30	0.12	0.00	15.20	24.00	-8.80
2.90400000	14.06	1.30	0.12	0.00	15.48	24.00	-8.52
3.01600000	13.33	1.30	0.12	0.00	14.75	24.00	-9.25
3.10400000	13.48	1.30	0.12	0.00	14.90	24.00	-9.10
3.14400000	13.78	1.30	0.12	0.00	15.20	24.00	-8.80
3.27200000	14.00	1.30	0.13	0.00	15.43	24.00	-8.57
3.30400000	12.86	1.30	0.13	0.00	14.29	24.00	-9.71
3.42400000	12.81	1.32	0.13	0.00	14.26	24.00	-9.74
3.51200000	13.69	1.36	0.13	0.00	15.18	24.00	-8.82
3.55200000	13.03	1.37	0.13	0.00	14.53	24.00	-9.47
3.66400000	13.18	1.40	0.14	0.00	14.72	24.00	-9.28
3.70400000	13.84	1.40	0.14	0.00	15.38	24.00	-8.62
3.76800000	12.87	1.40	0.14	0.00	14.41	24.00	-9.59
3.85600000	12.84	1.40	0.14	0.00	14.38	24.00	-9.62
3.93600000	12.93	1.40	0.14	0.00	14.47	24.00	-9.53
4.01600000	12.29	1.40	0.14	0.00	13.83	24.00	-10.17
4.12000000	12.84	1.40	0.14	0.00	14.38	24.00	-9.62
4.20800000	15.05	1.40	0.15	0.00	16.60	24.00	-7.40
4.24000000	11.86	1.40	0.15	0.00	13.41	24.00	-10.59
4.33600000	12.68	1.40	0.15	0.00	14.23	24.00	-9.77
4.44800000	12.29	1.40	0.15	0.00	13.84	24.00	-10.16
4.50400000	12.84	1.40	0.15	0.00	14.39	24.00	-9.61
4.60800000	12.39	1.40	0.15	0.00	13.94	24.00	-10.06
4.66400000	12.34	1.40	0.15	0.00	13.89	24.00	-10.11

Mode of Operation Key	
#	Description
1	
2	
3	
4	
5	

Tested by: Michael Westman  
Printed

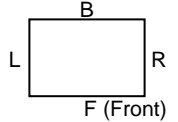
Signature

Reviewed by: Gerald V. Anderson  
Printed

Signature

J:\REPORTS\2006\10xx\1038\Rpt\_Docs\2011\1566+2050\1387-RE102-2050-with tab data-mjw-gva.doc

# Radiated Emissions



Test Report #: NC1101387

Test Area: 3

FACE DEFINITION  
(TOP VIEW)

EUT Model #: MIL2050-XXXX

Date: 13 April, 2011

T = Top  
U = Under Side

EUT Serial #: None

EUT Power: 24 VDC

Temperature: 24 °C

Test Method: Mil Std 461F, RE102 and Mil Std 461E, RE102

Air Pressure: 98.6 kPa

Customer: Lind Electronics

Relative Humidity: 28 %

EUT Description: DC to DC Converter

Page: 35 of 46

Notes: \_\_\_\_\_

Data File Name: T:\13xx\1387\Data\4-13-11\temp\1387RE01-active rod test for 2050.ema

4.76800000	13.59	1.40	0.16	0.00	15.15	24.00	-8.85
4.84000000	12.60	1.40	0.16	0.00	14.16	24.00	-9.84
4.93600000	12.51	1.40	0.16	0.00	14.07	24.00	-9.93
4.96800000	12.33	1.40	0.16	0.00	13.89	24.00	-10.11
5.09600000	12.23	1.40	0.16	0.00	13.79	24.00	-10.21
5.19200000	12.11	1.40	0.16	0.00	13.67	24.00	-10.33
5.26400000	11.78	1.40	0.17	0.00	13.35	24.00	-10.65
5.28800000	13.64	1.40	0.17	0.00	15.21	24.00	-8.79
5.43200000	12.10	1.40	0.17	0.00	13.67	24.00	-10.33
5.44800000	11.54	1.40	0.17	0.00	13.11	24.00	-10.89
5.57600000	11.24	1.40	0.17	0.00	12.81	24.00	-11.19
5.62400000	11.94	1.40	0.17	0.00	13.51	24.00	-10.49
5.69600000	12.35	1.40	0.17	0.00	13.92	24.00	-10.08
5.76000000	12.74	1.40	0.17	0.00	14.31	24.00	-9.69
5.90400000	11.81	1.40	0.18	0.00	13.39	24.00	-10.61
5.95200000	12.49	1.40	0.18	0.00	14.07	24.00	-9.93
6.01600000	11.84	1.40	0.18	0.00	13.42	24.00	-10.58
6.08800000	11.87	1.40	0.18	0.00	13.45	24.00	-10.55
6.17600000	11.40	1.40	0.18	0.00	12.98	24.00	-11.02
6.27200000	13.08	1.40	0.18	0.00	14.66	24.00	-9.34
6.39200000	13.51	1.40	0.18	0.00	15.09	24.00	-8.91
6.42400000	12.31	1.40	0.18	0.00	13.89	24.00	-10.11
6.52000000	12.21	1.40	0.19	0.00	13.80	24.00	-10.20
6.58400000	12.34	1.40	0.19	0.00	13.93	24.00	-10.07
6.68000000	11.89	1.40	0.19	0.00	13.48	24.00	-10.52
6.72000000	11.94	1.40	0.19	0.00	13.53	24.00	-10.47
6.84800000	12.18	1.42	0.19	0.00	13.79	24.00	-10.21
6.92000000	12.86	1.43	0.19	0.00	14.49	24.00	-9.51
7.01600000	12.04	1.45	0.19	0.00	13.69	24.00	-10.31
7.08800000	12.03	1.47	0.19	0.00	13.69	24.00	-10.31
7.12000000	12.01	1.48	0.20	0.00	13.68	24.00	-10.32
7.26400000	11.40	1.50	0.20	0.00	13.10	24.00	-10.90
7.32800000	12.04	1.50	0.20	0.00	13.74	24.00	-10.26
7.41600000	11.84	1.50	0.20	0.00	13.54	24.00	-10.46
7.51200000	11.92	1.50	0.20	0.00	13.62	24.00	-10.38
7.52000000	11.66	1.50	0.20	0.00	13.36	24.00	-10.64
7.62400000	12.83	1.50	0.20	0.00	14.53	24.00	-9.47
7.72800000	12.20	1.50	0.20	0.00	13.90	24.00	-10.10

Tested by: Michael Westman  
Printed

Signature

Reviewed by: Gerald V. Anderson  
Printed

Signature

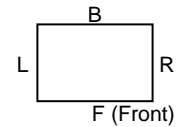
Mode of Operation Key	
#	Description
1	
2	
3	
4	
5	

J:\REPORTS\2006\10xx\1038\Rpt\_Docs\2011\1566+2050\1387-RE102-2050-with tab data-mjw-gva.doc

# Radiated Emissions



America



FACE DEFINITION  
(TOP VIEW)

T = Top  
U = Under Side

Test Report #: NC1101387

Test Area: 3

EUT Model #: MIL2050-XXXX

Date: 13 April, 2011

EUT Serial #: None

EUT Power: 24 VDC

Temperature: 24 °C

Test Method: Mil Std 461F, RE102 and Mil Std 461E, RE102

Air Pressure: 98.6 kPa

Customer: Lind Electronics

Relative Humidity: 28 %

EUT Description: DC to DC Converter

Page: 36 of 46

Notes: \_\_\_\_\_

Data File Name: T:\13xx\1387\Data\4-13-11\temp\1387RE01-active rod test for 2050.ema

7.8080000	13.12	1.50	0.21	0.00	14.83	24.00	-9.17
7.8480000	12.21	1.50	0.21	0.00	13.92	24.00	-10.08
7.9440000	12.16	1.50	0.21	0.00	13.87	24.00	-10.13
8.0080000	12.53	1.50	0.21	0.00	14.24	24.00	-9.76
8.0800000	12.11	1.50	0.21	0.00	13.82	24.00	-10.18
8.2080000	12.13	1.50	0.21	0.00	13.84	24.00	-10.16
8.2800000	12.48	1.50	0.21	0.00	14.19	24.00	-9.81
8.3440000	13.40	1.50	0.21	0.00	15.11	24.00	-8.89
8.4080000	12.13	1.50	0.21	0.00	13.84	24.00	-10.16
8.5520000	12.63	1.50	0.22	0.00	14.35	24.00	-9.65
8.5840000	12.08	1.50	0.22	0.00	13.80	24.00	-10.20
8.7120000	12.44	1.50	0.22	0.00	14.16	24.00	-9.84
8.7520000	13.05	1.50	0.22	0.00	14.77	24.00	-9.23
8.8080000	12.84	1.50	0.22	0.00	14.56	24.00	-9.44
8.9040000	12.18	1.50	0.22	0.00	13.90	24.00	-10.10
9.0160000	12.02	1.50	0.22	0.00	13.74	24.00	-10.26
9.0960000	12.97	1.50	0.22	0.00	14.69	24.00	-9.31
9.1600000	12.68	1.50	0.22	0.00	14.40	24.00	-9.60
9.2080000	12.90	1.50	0.23	0.00	14.63	24.00	-9.37
9.3040000	13.41	1.50	0.23	0.00	15.14	24.00	-8.86
9.4240000	13.33	1.50	0.23	0.00	15.06	24.00	-8.94
9.4880000	13.98	1.50	0.23	0.00	15.71	24.00	-8.29
9.5440000	12.69	1.50	0.23	0.00	14.42	24.00	-9.58
9.6240000	13.18	1.50	0.23	0.00	14.91	24.00	-9.09
9.6800000	13.01	1.50	0.23	0.00	14.74	24.00	-9.26
9.8160000	13.18	1.50	0.23	0.00	14.91	24.00	-9.09
9.8880000	12.86	1.50	0.23	0.00	14.59	24.00	-9.41
9.9440000	13.33	1.50	0.23	0.00	15.06	24.00	-8.94

Tested by: Michael Westman  
Printed

Signature

Reviewed by: Gerald V. Anderson  
Printed

Signature

Mode of Operation Key	
#	Description
1	
2	
3	
4	
5	

J:\REPORTS\2006\10xx\1038\Rpt\_Docs\2011\1566+2050\1387-RE102-2050-with tab data-mjw-gva.doc

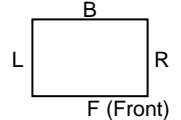


# Radiated Emissions



Test Report #: NC1101387                      Test Area: 3  
 EUT Model #: MIL2050-XXXX                      Date: 13 April, 2011  
 EUT Serial #: None                      EUT Power: 24 VDC                      Temperature: 24 °C  
 Test Method: Mil Std 461F, RE102 and Mil Std 461E, RE102                      Air Pressure: 98.6 kPa  
 Customer: Lind Electronics                      Relative Humidity: 28 %  
 EUT Description: DC to DC Converter                      Page: 37 of 46

FACE DEFINITION  
(TOP VIEW)



T = Top  
U = Under Side

Notes: \_\_\_\_\_

Data File Name: T:\13xx\1387\Data\4-13-11\temp\1387RE01-active rod test for 2050.ema

Frequency (MHz)	Receiver (dB)	Transducer (dB)	Cable Loss (dB)	Preamplifier (dB)	Final Data (dB)	Limit	Differential (dB)
10.02000000	14.06	1.50	0.24	0.00	15.80	24.00	-8.20
10.20000000	13.46	1.50	0.24	0.00	15.20	24.00	-8.80
10.50000000	14.69	1.50	0.24	0.00	16.43	24.00	-7.57
10.60000000	14.07	1.50	0.24	0.00	15.81	24.00	-8.19
10.86000000	13.66	1.50	0.25	0.00	15.41	24.00	-8.59
11.06000000	13.93	1.50	0.25	0.00	15.68	24.00	-8.32
11.38000000	14.76	1.50	0.25	0.00	16.51	24.00	-7.49
11.56000000	13.79	1.50	0.26	0.00	15.55	24.00	-8.45
11.62000000	14.47	1.50	0.26	0.00	16.23	24.00	-7.77
11.90000000	14.41	1.50	0.26	0.00	16.17	24.00	-7.83
12.14000000	14.99	1.50	0.26	0.00	16.75	24.00	-7.25
12.36000000	14.83	1.50	0.26	0.00	16.59	24.00	-7.41
12.44000000	15.01	1.50	0.27	0.00	16.78	24.00	-7.22
12.76000000	15.00	1.50	0.27	0.00	16.77	24.00	-7.23
12.90000000	16.00	1.50	0.27	0.00	17.77	24.00	-6.23
13.06000000	14.85	1.50	0.27	0.00	16.62	24.00	-7.38
13.28000000	14.47	1.50	0.28	0.00	16.25	24.00	-7.75
13.40000000	16.17	1.50	0.28	0.00	17.95	24.00	-6.05
13.76000000	14.89	1.50	0.28	0.00	16.67	24.00	-7.33
13.92000000	14.85	1.50	0.28	0.00	16.63	24.00	-7.37
14.14000000	14.53	1.50	0.29	0.00	16.32	24.00	-7.68
14.36000000	14.44	1.50	0.29	0.00	16.23	24.00	-7.77
14.54000000	14.98	1.49	0.29	0.00	16.76	24.00	-7.24
14.62000000	15.98	1.49	0.29	0.00	17.76	24.00	-6.24
14.98000000	14.90	1.45	0.29	0.00	16.65	24.00	-7.35
15.10000000	14.52	1.44	0.30	0.00	16.26	24.00	-7.74
15.20000000	14.37	1.43	0.30	0.00	16.10	24.00	-7.90
15.54000000	15.10	1.40	0.30	0.00	16.80	24.00	-7.20
15.66000000	15.01	1.40	0.30	0.00	16.71	24.00	-7.29
15.82000000	14.11	1.40	0.30	0.00	15.81	24.00	-8.19
16.00000000	14.55	1.40	0.31	0.00	16.26	24.00	-7.74
16.28000000	13.90	1.40	0.31	0.00	15.61	24.00	-8.39
16.44000000	13.33	1.40	0.31	0.00	15.04	24.00	-8.96
16.68000000	14.83	1.40	0.31	0.00	16.54	24.00	-7.46

Tested by: Michael Westman  
Printed

Signature

Reviewed by: Gerald V. Anderson  
Printed

Signature

Mode of Operation Key	
#	Description
1	
2	
3	
4	
5	

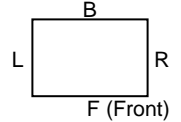
J:\REPORTS\2006\10xx\1038\Rpt\_Docs\2011\1566+2050\1387-RE102-2050-with tab data-mjw-gva.doc

# Radiated Emissions



Test Report #: NC1101387 Test Area: 3  
 EUT Model #: MIL2050-XXXX Date: 13 April, 2011  
 EUT Serial #: None EUT Power: 24 VDC Temperature: 24 °C  
 Test Method: Mil Std 461F, RE102 and Mil Std 461E, RE102 Air Pressure: 98.6 kPa  
 Customer: Lind Electronics Relative Humidity: 28 %  
 EUT Description: DC to DC Converter Page: 38 of 46

FACE DEFINITION  
(TOP VIEW)



Notes: \_\_\_\_\_

Data File Name: T:\13xx\1387\Data\4-13-11\temp\1387RE01-active rod test for 2050.ema

16.96000000	13.68	1.37	0.32	0.00	15.37	24.00	-8.63
17.18000000	14.36	1.35	0.32	0.00	16.03	24.00	-7.97
17.20000000	15.37	1.35	0.32	0.00	17.04	24.00	-6.96
17.52000000	13.09	1.33	0.32	0.00	14.74	24.00	-9.26
17.78000000	13.15	1.30	0.32	0.00	14.78	24.00	-9.22
17.90000000	13.00	1.30	0.33	0.00	14.63	24.00	-9.37
18.12000000	13.65	1.30	0.33	0.00	15.28	24.00	-8.72
18.38000000	12.40	1.30	0.33	0.00	14.03	24.00	-9.97
18.52000000	13.01	1.30	0.33	0.00	14.64	24.00	-9.36
18.76000000	13.36	1.30	0.33	0.00	14.99	24.00	-9.01
18.94000000	12.71	1.30	0.34	0.00	14.35	24.00	-9.65
19.10000000	12.36	1.30	0.34	0.00	14.00	24.00	-10.00
19.24000000	13.63	1.30	0.34	0.00	15.27	24.00	-8.73
19.46000000	12.86	1.30	0.34	0.00	14.50	24.00	-9.50
19.60000000	12.57	1.30	0.34	0.00	14.21	24.00	-9.79
19.94000000	13.02	1.30	0.35	0.00	14.67	24.00	-9.33
20.18000000	12.88	1.30	0.35	0.00	14.53	24.00	-9.47
20.30000000	13.04	1.30	0.35	0.00	14.69	24.00	-9.31
20.52000000	12.17	1.30	0.35	0.00	13.82	24.00	-10.18
20.60000000	13.79	1.29	0.35	0.00	15.43	24.00	-8.57
20.94000000	13.34	1.27	0.35	0.00	14.96	24.00	-9.04
21.16000000	14.53	1.25	0.36	0.00	16.14	24.00	-7.86
21.26000000	12.56	1.25	0.36	0.00	14.16	24.00	-9.84
21.50000000	14.19	1.23	0.36	0.00	15.78	24.00	-8.22
21.78000000	14.18	1.21	0.36	0.00	15.75	24.00	-8.25
21.90000000	12.99	1.20	0.36	0.00	14.56	24.00	-9.44
22.02000000	13.17	1.20	0.36	0.00	14.73	24.00	-9.27
22.38000000	13.09	1.20	0.37	0.00	14.66	24.00	-9.34
22.48000000	13.20	1.20	0.37	0.00	14.77	24.00	-9.23
22.74000000	14.79	1.20	0.37	0.00	16.36	24.00	-7.64
22.86000000	13.45	1.20	0.37	0.00	15.02	24.00	-8.98
23.12000000	15.62	1.20	0.37	0.00	17.19	24.00	-6.81
23.38000000	14.82	1.20	0.38	0.00	16.40	24.00	-7.60
23.54000000	15.70	1.20	0.38	0.00	17.28	24.00	-6.72
23.60000000	15.55	1.20	0.38	0.00	17.12	24.00	-6.88
23.92000000	14.38	1.18	0.38	0.00	15.94	24.00	-8.06
24.00000000	14.71	1.17	0.38	0.00	16.26	24.00	-7.74
24.24000000	15.04	1.16	0.38	0.00	16.58	24.00	-7.42

Tested by: Michael Westman  
Printed

Signature

Reviewed by: Gerald V. Anderson  
Printed

Signature

Mode of Operation Key	
#	Description
1	
2	
3	
4	
5	

J:\REPORTS\2006\10xx\1038\Rpt\_Docs\2011\1566+2050\1387-RE102-2050-with tab data-mjw-gva.doc

# Radiated Emissions

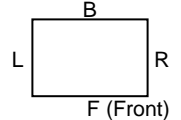


America

Test Report #: NC1101387

Test Area: 3

FACE DEFINITION  
(TOP VIEW)



EUT Model #: MIL2050-XXXX

Date: 13 April, 2011

T = Top  
U = Under Side

EUT Serial #: None

EUT Power: 24 VDC

Temperature: 24 °C

Test Method: Mil Std 461F, RE102 and Mil Std 461E, RE102

Air Pressure: 98.6 kPa

Customer: Lind Electronics

Relative Humidity: 28 %

EUT Description: DC to DC Converter

Page: 39 of 46

Notes: \_\_\_\_\_

Data File Name: T:\13xx\1387\Data\4-13-11\temp\1387RE01-active rod test for 2050.ema

24.42000000	14.96	1.15	0.39	0.00	16.49	24.00	-7.51
24.68000000	14.69	1.13	0.39	0.00	16.21	24.00	-7.79
24.84000000	14.90	1.12	0.39	0.00	16.41	24.00	-7.59
25.08000000	16.02	1.11	0.39	0.00	17.52	24.00	-6.48
25.20000000	16.50	1.10	0.39	0.00	17.99	24.00	-6.01
25.50000000	14.55	1.10	0.40	0.00	16.05	24.00	-7.95
25.72000000	16.27	1.10	0.40	0.00	17.77	24.00	-6.23
25.92000000	15.65	1.10	0.40	0.00	17.15	24.00	-6.85
26.00000000	16.46	1.10	0.40	0.00	17.96	24.00	-6.04
26.26000000	17.61	1.10	0.40	0.00	19.11	24.00	-4.89
26.50000000	16.34	1.10	0.40	0.00	17.84	24.00	-6.16
26.62000000	16.29	1.10	0.40	0.00	17.79	24.00	-6.21
26.92000000	17.55	1.10	0.41	0.00	19.06	24.00	-4.94
27.16000000	16.97	1.10	0.41	0.00	18.48	24.00	-5.52
27.30000000	16.02	1.10	0.41	0.00	17.53	24.00	-6.47
27.42000000	15.79	1.10	0.41	0.00	17.30	24.00	-6.70
27.78000000	17.03	1.10	0.41	0.00	18.54	24.00	-5.46
27.80000000	16.68	1.10	0.41	0.00	18.19	24.00	-5.81
28.02000000	15.35	1.10	0.42	0.00	16.87	24.00	-7.13
28.36000000	16.61	1.10	0.42	0.00	18.13	24.00	-5.87
28.50000000	16.51	1.10	0.42	0.00	18.03	24.00	-5.97
28.70000000	19.24	1.10	0.42	0.00	20.76	24.00	-3.24
28.84000000	15.93	1.10	0.42	0.00	17.45	24.00	-6.55
29.06000000	16.13	1.10	0.42	0.00	17.65	24.00	-6.35
29.24000000	16.63	1.10	0.43	0.00	18.16	24.00	-5.84
29.52000000	16.55	1.10	0.43	0.00	18.08	24.00	-5.92
29.78000000	16.19	1.10	0.43	0.00	17.72	24.00	-6.28
29.90000000	15.84	1.10	0.43	0.00	17.37	24.00	-6.63

Tested by: Michael Westman  
Printed

Signature

Reviewed by: Gerald V. Anderson  
Printed

Signature

Mode of Operation Key	
#	Description
1	
2	
3	
4	
5	

J:\REPORTS\2006\10xx\1038\Rpt\_Docs\2011\1566+2050\1387-RE102-2050-with tab data-mjw-gva.doc

# Radiated Emissions

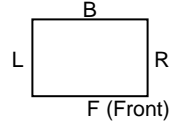


America

Test Report #: NC1101387

Test Area: 3

FACE DEFINITION  
(TOP VIEW)



EUT Model #: MIL2050-XXXX

Date: 13 April, 2011

T = Top  
U = Under Side

EUT Serial #: None

EUT Power: 24 VDC

Temperature: 24 °C

Test Method: Mil Std 461F, RE102 and Mil Std 461E, RE102

Air Pressure: 98.6 kPa

Customer: Lind Electronics

Relative Humidity: 28 %

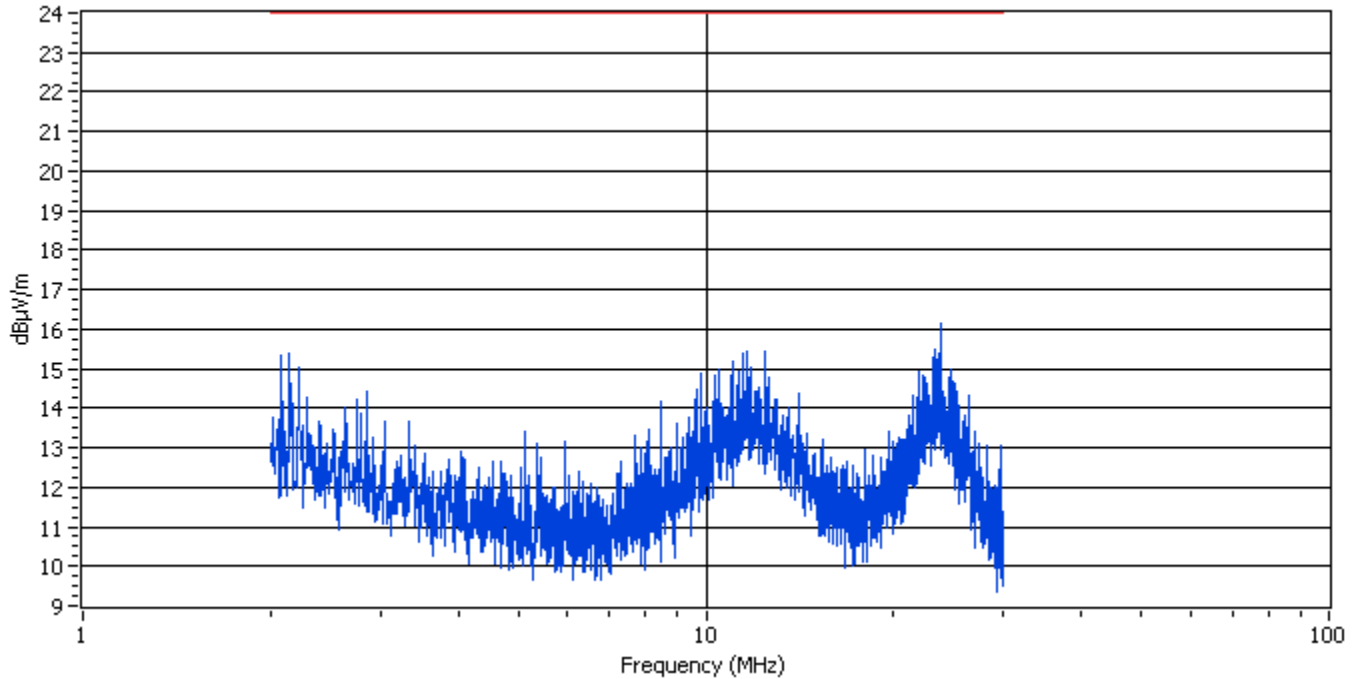
EUT Description: DC to DC Converter

Page: 40 of 46

Notes: \_\_\_\_\_

Data File Name: T:\13xx\1387\Data\4-13-11\temp\1387RE01-active rod test for 2050.ema

## Subreport Number: 8



Polarity: Vertical  
Mode of Operation: Fully OP  
Notes: Per Mil Std 461F

Tested by: Michael Westman  
Printed

Signature

Reviewed by: Gerald V. Anderson  
Printed

Signature

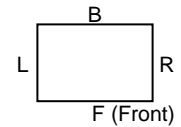
Mode of Operation Key	
#	Description
1	
2	
3	
4	
5	

J:\REPORTS\2006\10xx\1038\Rpt\_Docs\2011\1566+2050\1387-RE102-2050-with tab data-mjw-gva.doc

# Radiated Emissions



America



FACE DEFINITION  
(TOP VIEW)

T = Top  
U = Under Side

Test Report #: NC1101387

Test Area: 3

EUT Model #: MIL2050-XXXX

Date: 13 April, 2011

EUT Serial #: None

EUT Power: 24 VDC

Temperature: 24 °C

Test Method: Mil Std 461F, RE102 and Mil Std 461E, RE102

Air Pressure: 98.6 kPa

Customer: Lind Electronics

Relative Humidity: 28 %

EUT Description: DC to DC Converter

Page: 41 of 46

Notes: \_\_\_\_\_

Data File Name: T:\13xx\1387\Data\4-13-11\temp\1387RE01-active rod test for 2050.ema

Frequency (MHz)	Receiver (dB)	Transducer (dB)	Cable Loss (dB)	Preamplifier (dB)	Final Data (dB)	Limit	Differential (dB)
2.02400000	12.46	1.20	0.11	0.00	13.77	24.00	-10.23
2.14400000	14.05	1.20	0.12	0.00	15.37	24.00	-8.63
2.21600000	13.73	1.20	0.12	0.00	15.05	24.00	-8.95
2.29600000	12.97	1.20	0.12	0.00	14.29	24.00	-9.71
2.32000000	11.97	1.20	0.12	0.00	13.29	24.00	-10.71
2.40000000	12.34	1.20	0.13	0.00	13.67	24.00	-10.33
2.52800000	12.15	1.20	0.13	0.00	13.48	24.00	-10.52
2.61600000	11.83	1.20	0.13	0.00	13.16	24.00	-10.84
2.64000000	12.69	1.20	0.13	0.00	14.02	24.00	-9.98
2.75200000	12.87	1.20	0.13	0.00	14.20	24.00	-9.80
2.84800000	13.11	1.20	0.14	0.00	14.45	24.00	-9.55
2.92800000	11.91	1.20	0.14	0.00	13.25	24.00	-10.75
3.01600000	11.21	1.20	0.14	0.00	12.55	24.00	-11.45
3.04800000	12.34	1.20	0.14	0.00	13.68	24.00	-10.32
3.18400000	11.32	1.20	0.15	0.00	12.67	24.00	-11.33
3.24000000	11.44	1.20	0.15	0.00	12.79	24.00	-11.21
3.33600000	12.31	1.20	0.15	0.00	13.66	24.00	-10.34
3.40800000	11.70	1.20	0.15	0.00	13.05	24.00	-10.95
3.50400000	10.94	1.20	0.15	0.00	12.29	24.00	-11.71
3.55200000	11.49	1.20	0.16	0.00	12.85	24.00	-11.15
3.64000000	11.02	1.20	0.16	0.00	12.38	24.00	-11.62
3.75200000	11.06	1.20	0.16	0.00	12.42	24.00	-11.58
3.83200000	11.06	1.20	0.16	0.00	12.42	24.00	-11.58
3.88000000	11.35	1.20	0.16	0.00	12.71	24.00	-11.29
3.96000000	10.91	1.20	0.16	0.00	12.27	24.00	-11.73
4.05600000	11.53	1.20	0.17	0.00	12.90	24.00	-11.10
4.10400000	11.31	1.20	0.17	0.00	12.68	24.00	-11.32
4.22400000	10.50	1.20	0.17	0.00	11.87	24.00	-12.13
4.31200000	11.12	1.20	0.17	0.00	12.49	24.00	-11.51
4.32000000	10.84	1.20	0.17	0.00	12.21	24.00	-11.79
4.47200000	10.88	1.20	0.18	0.00	12.26	24.00	-11.74
4.53600000	11.27	1.20	0.18	0.00	12.65	24.00	-11.35
4.63200000	10.32	1.20	0.18	0.00	11.70	24.00	-12.30
4.69600000	11.29	1.20	0.18	0.00	12.67	24.00	-11.33

Tested by: Michael Westman  
Printed

Signature

Reviewed by: Gerald V. Anderson  
Printed

Signature

Mode of Operation Key	
#	Description
1	
2	
3	
4	
5	

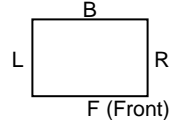
J:\REPORTS\2006\10xx\1038\Rpt\_Docs\2011\1566+2050\1387-RE102-2050-with tab data-mjw-gva.doc

# Radiated Emissions



Test Report #: NC1101387 Test Area: 3  
 EUT Model #: MIL2050-XXXX Date: 13 April, 2011  
 EUT Serial #: None EUT Power: 24 VDC Temperature: 24 °C  
 Test Method: Mil Std 461F, RE102 and Mil Std 461E, RE102 Air Pressure: 98.6 kPa  
 Customer: Lind Electronics Relative Humidity: 28 %  
 EUT Description: DC to DC Converter Page: 42 of 46

FACE DEFINITION  
(TOP VIEW)



Notes: \_\_\_\_\_

Data File Name: T:\13xx\1387\Data\4-13-11\temp\1387RE01-active rod test for 2050.ema

4.75200000	10.94	1.20	0.18	0.00	12.32	24.00	-11.68
4.84800000	10.91	1.20	0.18	0.00	12.29	24.00	-11.71
4.90400000	10.37	1.20	0.19	0.00	11.76	24.00	-12.24
5.03200000	11.12	1.20	0.19	0.00	12.51	24.00	-11.49
5.04800000	10.16	1.20	0.19	0.00	11.55	24.00	-12.45
5.12000000	12.00	1.20	0.19	0.00	13.39	24.00	-10.61
5.20800000	10.90	1.20	0.19	0.00	12.29	24.00	-11.71
5.33600000	10.14	1.20	0.19	0.00	11.53	24.00	-12.47
5.36000000	11.70	1.20	0.19	0.00	13.09	24.00	-10.91
5.48800000	10.42	1.20	0.20	0.00	11.82	24.00	-12.18
5.54400000	10.39	1.21	0.20	0.00	11.80	24.00	-12.20
5.67200000	10.53	1.25	0.20	0.00	11.98	24.00	-12.02
5.70400000	10.51	1.26	0.20	0.00	11.97	24.00	-12.03
5.80000000	9.92	1.28	0.20	0.00	11.40	24.00	-12.60
5.91200000	10.04	1.29	0.21	0.00	11.54	24.00	-12.46
5.93600000	11.66	1.29	0.21	0.00	13.15	24.00	-10.85
6.00800000	10.82	1.27	0.21	0.00	12.30	24.00	-11.70
6.12000000	10.42	1.24	0.21	0.00	11.87	24.00	-12.13
6.23200000	10.99	1.22	0.21	0.00	12.42	24.00	-11.58
6.30400000	9.43	1.20	0.21	0.00	10.84	24.00	-13.16
6.36800000	10.71	1.20	0.21	0.00	12.12	24.00	-11.88
6.43200000	10.41	1.20	0.22	0.00	11.83	24.00	-12.17
6.55200000	10.68	1.20	0.22	0.00	12.10	24.00	-11.90
6.58400000	10.18	1.20	0.22	0.00	11.60	24.00	-12.40
6.68800000	10.57	1.20	0.22	0.00	11.99	24.00	-12.01
6.76800000	10.05	1.20	0.22	0.00	11.47	24.00	-12.53
6.82400000	10.26	1.20	0.22	0.00	11.68	24.00	-12.32
6.92000000	10.12	1.20	0.22	0.00	11.54	24.00	-12.46
7.00800000	9.59	1.20	0.23	0.00	11.02	24.00	-12.98
7.08800000	10.39	1.20	0.23	0.00	11.82	24.00	-12.18
7.19200000	9.94	1.20	0.23	0.00	11.37	24.00	-12.63
7.20000000	10.92	1.20	0.23	0.00	12.35	24.00	-11.65
7.28000000	11.22	1.21	0.23	0.00	12.66	24.00	-11.34
7.39200000	10.22	1.23	0.23	0.00	11.68	24.00	-12.32
7.44800000	10.62	1.24	0.23	0.00	12.09	24.00	-11.91
7.55200000	10.61	1.26	0.24	0.00	12.11	24.00	-11.89
7.67200000	11.80	1.28	0.24	0.00	13.32	24.00	-10.68
7.70400000	11.38	1.29	0.24	0.00	12.91	24.00	-11.09

Tested by: Michael Westman  
Printed

Signature

Reviewed by: Gerald V. Anderson  
Printed

Signature

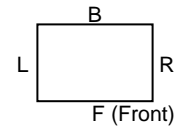
Mode of Operation Key	
#	Description
1	
2	
3	
4	
5	

J:\REPORTS\2006\10xx\1038\Rpt\_Docs\2011\1566+2050\1387-RE102-2050-with tab data-mjw-gva.doc

# Radiated Emissions



America



Test Report #: NC1101387

Test Area: 3

FACE DEFINITION  
(TOP VIEW)

EUT Model #: MIL2050-XXXX

Date: 13 April, 2011

T = Top  
U = Under Side

EUT Serial #: None

EUT Power: 24 VDC

Temperature: 24 °C

Test Method: Mil Std 461F, RE102 and Mil Std 461E, RE102

Air Pressure: 98.6 kPa

Customer: Lind Electronics

Relative Humidity: 28 %

EUT Description: DC to DC Converter

Page: 43 of 46

Notes: \_\_\_\_\_

Data File Name: T:\13xx\1387\Data\4-13-11\temp\1387RE01-active rod test for 2050.ema

7.82400000	10.74	1.30	0.24	0.00	12.28	24.00	-11.72
7.88800000	11.46	1.30	0.24	0.00	13.00	24.00	-11.00
7.96000000	11.30	1.30	0.24	0.00	12.84	24.00	-11.16
8.05600000	11.61	1.30	0.24	0.00	13.15	24.00	-10.85
8.08800000	11.92	1.30	0.24	0.00	13.46	24.00	-10.54
8.16800000	10.98	1.30	0.25	0.00	12.53	24.00	-11.47
8.25600000	10.92	1.30	0.25	0.00	12.47	24.00	-11.53
8.32800000	10.75	1.30	0.25	0.00	12.30	24.00	-11.70
8.46400000	12.64	1.30	0.25	0.00	14.19	24.00	-9.81
8.51200000	10.45	1.30	0.25	0.00	12.00	24.00	-12.00
8.62400000	11.20	1.30	0.25	0.00	12.75	24.00	-11.25
8.66400000	11.20	1.30	0.25	0.00	12.75	24.00	-11.25
8.76000000	11.47	1.30	0.26	0.00	13.03	24.00	-10.97
8.81600000	10.75	1.30	0.26	0.00	12.31	24.00	-11.69
8.95200000	10.89	1.30	0.26	0.00	12.45	24.00	-11.55
9.00000000	12.03	1.30	0.26	0.00	13.59	24.00	-10.41
9.11200000	11.44	1.30	0.26	0.00	13.00	24.00	-11.00
9.19200000	11.68	1.30	0.26	0.00	13.24	24.00	-10.76
9.21600000	11.35	1.30	0.26	0.00	12.91	24.00	-11.09
9.29600000	11.79	1.30	0.26	0.00	13.35	24.00	-10.65
9.40800000	12.22	1.30	0.27	0.00	13.79	24.00	-10.21
9.50400000	11.84	1.30	0.27	0.00	13.41	24.00	-10.59
9.59200000	11.37	1.30	0.27	0.00	12.94	24.00	-11.06
9.64000000	12.91	1.30	0.27	0.00	14.48	24.00	-9.52
9.68800000	11.94	1.30	0.27	0.00	13.51	24.00	-10.49
9.80000000	13.30	1.30	0.27	0.00	14.87	24.00	-9.13
9.89600000	11.92	1.30	0.27	0.00	13.49	24.00	-10.51
9.94400000	12.34	1.30	0.27	0.00	13.91	24.00	-10.09

Tested by: Michael Westman  
Printed

Signature

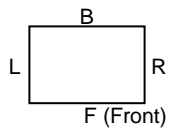
Reviewed by: Gerald V. Anderson  
Printed

Signature

Mode of Operation Key	
#	Description
1	
2	
3	
4	
5	

J:\REPORTS\2006\10xx\1038\Rpt\_Docs\2011\1566+2050\1387-RE102-2050-with tab data-mjw-gva.doc

# Radiated Emissions



Test Report #: NC1101387 Test Area: 3

EUT Model #: MIL2050-XXXX Date: 13 April, 2011

EUT Serial #: None EUT Power: 24 VDC Temperature: 24 °C

Test Method: Mil Std 461F, RE102 and Mil Std 461E, RE102 Air Pressure: 98.6 kPa

Customer: Lind Electronics Relative Humidity: 28 %

EUT Description: DC to DC Converter Page: 44 of 46

Notes: \_\_\_\_\_

Data File Name: T:\13xx\1387\Data\4-13-11\temp\1387RE01-active rod test for 2050.ema

Frequency (MHz)	Receiver (dB)	Transducer (dB)	Cable Loss (dB)	Preamplifier (dB)	Final Data (dB)	Limit	Differential (dB)
10.0000000	12.46	1.30	0.28	0.00	14.04	24.00	-9.96
10.3600000	13.25	1.30	0.28	0.00	14.83	24.00	-9.17
10.5200000	13.40	1.30	0.28	0.00	14.98	24.00	-9.02
10.6800000	12.43	1.30	0.29	0.00	14.02	24.00	-9.98
10.9600000	13.23	1.30	0.29	0.00	14.82	24.00	-9.18
11.0400000	13.59	1.30	0.29	0.00	15.18	24.00	-8.82
11.2800000	13.33	1.30	0.29	0.00	14.92	24.00	-9.08
11.4800000	13.81	1.30	0.30	0.00	15.41	24.00	-8.59
11.6000000	13.82	1.30	0.30	0.00	15.42	24.00	-8.58
11.8000000	13.42	1.30	0.30	0.00	15.02	24.00	-8.98
12.1600000	12.92	1.30	0.31	0.00	14.53	24.00	-9.47
12.2400000	12.59	1.30	0.31	0.00	14.20	24.00	-9.80
12.4800000	13.80	1.30	0.31	0.00	15.41	24.00	-8.59
12.6000000	13.18	1.30	0.31	0.00	14.79	24.00	-9.21
12.9400000	12.61	1.30	0.32	0.00	14.23	24.00	-9.77
13.0400000	12.60	1.30	0.32	0.00	14.22	24.00	-9.78
13.3000000	12.17	1.30	0.32	0.00	13.79	24.00	-10.21
13.5600000	12.40	1.30	0.33	0.00	14.03	24.00	-9.97
13.6200000	11.90	1.30	0.33	0.00	13.53	24.00	-10.47
13.8400000	11.68	1.30	0.33	0.00	13.31	24.00	-10.69
14.0800000	12.73	1.30	0.33	0.00	14.36	24.00	-9.64
14.2000000	11.69	1.30	0.33	0.00	13.32	24.00	-10.68
14.5000000	11.74	1.30	0.34	0.00	13.38	24.00	-10.62
14.6800000	10.89	1.30	0.34	0.00	12.53	24.00	-11.47
14.9200000	11.20	1.30	0.34	0.00	12.84	24.00	-11.16
15.0000000	11.21	1.30	0.34	0.00	12.85	24.00	-11.15
15.3400000	11.30	1.30	0.35	0.00	12.95	24.00	-11.05
15.4000000	11.56	1.30	0.35	0.00	13.21	24.00	-10.79
15.6400000	10.88	1.30	0.35	0.00	12.53	24.00	-11.47
15.9200000	11.09	1.30	0.36	0.00	12.75	24.00	-11.25
16.1400000	10.71	1.30	0.36	0.00	12.37	24.00	-11.63
16.2000000	10.86	1.30	0.36	0.00	12.52	24.00	-11.48
16.5000000	10.76	1.30	0.36	0.00	12.42	24.00	-11.58
16.7800000	10.96	1.30	0.37	0.00	12.63	24.00	-11.37

Mode of Operation Key	
#	Description
1	
2	
3	
4	
5	

Tested by: Michael Westman  
Printed

Signature

Reviewed by: Gerald V. Anderson  
Printed

Signature

J:\REPORTS\2006\10xx\1038\Rpt\_Docs\2011\1566+2050\1387-RE102-2050-with tab data-mjw-gva.doc

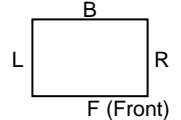


# Radiated Emissions



Test Report #: NC1101387                      Test Area: 3  
 EUT Model #: MIL2050-XXXX                      Date: 13 April, 2011  
 EUT Serial #: None                      EUT Power: 24 VDC                      Temperature: 24 °C  
 Test Method: Mil Std 461F, RE102 and Mil Std 461E, RE102                      Air Pressure: 98.6 kPa  
 Customer: Lind Electronics                      Relative Humidity: 28 %  
 EUT Description: DC to DC Converter                      Page: 45 of 46

FACE DEFINITION  
(TOP VIEW)



Notes: \_\_\_\_\_

Data File Name: T:\13xx\1387\Data\4-13-11\temp\1387RE01-active rod test for 2050.ema

16.84000000	10.47	1.30	0.37	0.00	12.14	24.00	-11.86
17.06000000	10.30	1.30	0.37	0.00	11.97	24.00	-12.03
17.22000000	10.87	1.30	0.37	0.00	12.54	24.00	-11.46
17.44000000	10.68	1.30	0.37	0.00	12.35	24.00	-11.65
17.72000000	9.99	1.30	0.38	0.00	11.67	24.00	-12.33
17.98000000	9.97	1.30	0.38	0.00	11.65	24.00	-12.35
18.04000000	11.29	1.30	0.38	0.00	12.97	24.00	-11.03
18.24000000	10.63	1.30	0.38	0.00	12.31	24.00	-11.69
18.54000000	11.10	1.30	0.39	0.00	12.79	24.00	-11.21
18.68000000	10.61	1.30	0.39	0.00	12.30	24.00	-11.70
18.90000000	10.33	1.30	0.39	0.00	12.02	24.00	-11.98
19.16000000	11.05	1.30	0.39	0.00	12.74	24.00	-11.26
19.36000000	10.73	1.28	0.40	0.00	12.41	24.00	-11.59
19.52000000	11.04	1.27	0.40	0.00	12.71	24.00	-11.29
19.68000000	11.76	1.26	0.40	0.00	13.42	24.00	-10.58
19.92000000	11.51	1.24	0.40	0.00	13.15	24.00	-10.85
20.14000000	11.31	1.22	0.41	0.00	12.94	24.00	-11.06
20.24000000	11.48	1.22	0.41	0.00	13.10	24.00	-10.90
20.48000000	11.67	1.20	0.41	0.00	13.28	24.00	-10.72
20.76000000	11.59	1.20	0.41	0.00	13.20	24.00	-10.80
20.92000000	11.59	1.20	0.41	0.00	13.20	24.00	-10.80
21.12000000	12.22	1.20	0.42	0.00	13.84	24.00	-10.16
21.26000000	11.96	1.20	0.42	0.00	13.58	24.00	-10.42
21.50000000	12.72	1.20	0.42	0.00	14.34	24.00	-9.66
21.76000000	12.65	1.20	0.42	0.00	14.27	24.00	-9.73
21.96000000	12.25	1.20	0.42	0.00	13.87	24.00	-10.13
22.02000000	13.29	1.20	0.43	0.00	14.92	24.00	-9.08
22.24000000	13.22	1.20	0.43	0.00	14.85	24.00	-9.15
22.54000000	13.13	1.20	0.43	0.00	14.76	24.00	-9.24
22.62000000	12.97	1.20	0.43	0.00	14.60	24.00	-9.40
22.98000000	12.44	1.20	0.44	0.00	14.08	24.00	-9.92
23.18000000	13.22	1.20	0.44	0.00	14.86	24.00	-9.14
23.32000000	13.85	1.20	0.44	0.00	15.49	24.00	-8.51
23.58000000	13.77	1.20	0.44	0.00	15.41	24.00	-8.59
23.66000000	12.97	1.19	0.44	0.00	14.61	24.00	-9.39
23.82000000	14.51	1.18	0.44	0.00	16.14	24.00	-7.86
24.06000000	12.82	1.17	0.45	0.00	14.43	24.00	-9.57
24.30000000	12.31	1.15	0.45	0.00	13.91	24.00	-10.09

Tested by: Michael Westman  
Printed

Signature

Reviewed by: Gerald V. Anderson  
Printed

Signature

Mode of Operation Key	
#	Description
1	
2	
3	
4	
5	

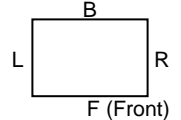
J:\REPORTS\2006\10xx\1038\Rpt\_Docs\2011\1566+2050\1387-RE102-2050-with tab data-mjw-gva.doc

# Radiated Emissions



Test Report #: NC1101387 Test Area: 3  
 EUT Model #: MIL2050-XXXX Date: 13 April, 2011  
 EUT Serial #: None EUT Power: 24 VDC Temperature: 24 °C  
 Test Method: Mil Std 461F, RE102 and Mil Std 461E, RE102 Air Pressure: 98.6 kPa  
 Customer: Lind Electronics Relative Humidity: 28 %  
 EUT Description: DC to DC Converter Page: 46 of 46

FACE DEFINITION  
(TOP VIEW)



Notes: \_\_\_\_\_

Data File Name: T:\13xx\1387\Data\4-13-11\temp\1387RE01-active rod test for 2050.ema

24.52000000	13.17	1.14	0.45	0.00	14.76	24.00	-9.24
24.70000000	13.39	1.13	0.45	0.00	14.97	24.00	-9.03
24.84000000	13.11	1.12	0.45	0.00	14.69	24.00	-9.31
25.14000000	13.05	1.10	0.46	0.00	14.61	24.00	-9.39
25.38000000	12.89	1.09	0.46	0.00	14.44	24.00	-9.56
25.44000000	12.50	1.09	0.46	0.00	14.05	24.00	-9.95
25.76000000	11.73	1.07	0.46	0.00	13.26	24.00	-10.74
25.84000000	12.11	1.07	0.46	0.00	13.64	24.00	-10.36
26.02000000	12.30	1.06	0.47	0.00	13.82	24.00	-10.18
26.20000000	12.00	1.05	0.47	0.00	13.51	24.00	-10.49
26.42000000	12.83	1.03	0.47	0.00	14.33	24.00	-9.67
26.66000000	11.12	1.02	0.47	0.00	12.61	24.00	-11.39
26.94000000	11.91	1.01	0.48	0.00	13.39	24.00	-10.61
27.12000000	11.43	1.00	0.48	0.00	12.91	24.00	-11.09
27.36000000	11.45	1.00	0.48	0.00	12.93	24.00	-11.07
27.40000000	11.62	1.00	0.48	0.00	13.10	24.00	-10.90
27.66000000	11.00	1.00	0.48	0.00	12.48	24.00	-11.52
27.90000000	10.77	1.00	0.48	0.00	12.25	24.00	-11.75
28.00000000	10.06	1.00	0.49	0.00	11.55	24.00	-12.45
28.34000000	11.59	1.00	0.49	0.00	13.08	24.00	-10.92
28.40000000	10.02	1.00	0.49	0.00	11.51	24.00	-12.49
28.70000000	10.52	1.00	0.49	0.00	12.01	24.00	-11.99
28.86000000	10.42	1.00	0.49	0.00	11.91	24.00	-12.09
29.08000000	10.54	0.99	0.50	0.00	12.03	24.00	-11.97
29.28000000	10.51	0.98	0.50	0.00	11.99	24.00	-12.01
29.52000000	10.98	0.97	0.50	0.00	12.45	24.00	-11.55
29.72000000	11.58	0.96	0.50	0.00	13.05	24.00	-10.95
29.80000000	9.91	0.96	0.50	0.00	11.37	24.00	-12.63

Tested by: Michael Westman  
Printed

Signature

Reviewed by: Gerald V. Anderson  
Printed

Signature

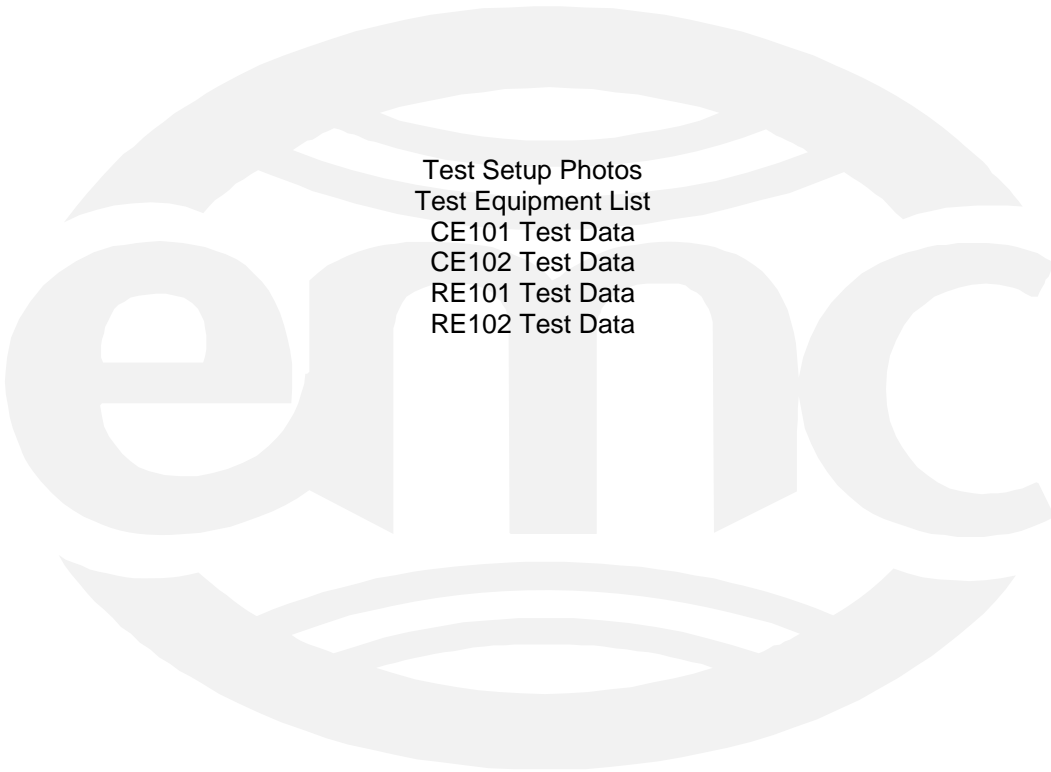
Mode of Operation Key	
#	Description
1	
2	
3	
4	
5	

J:\REPORTS\2006\10xx\1038\Rpt\_Docs\2011\1566+2050\1387-RE102-2050-with tab data-mjw-gva.doc

## APPENDIX H

14 APRIL 2011 TESTING  
ON SIMILAR MODEL MIL-1580-XXXX

MIL-STD 461F




Test Setup Photos  
Test Equipment List  
CE101 Test Data  
CE102 Test Data  
RE101 Test Data  
RE102 Test Data

Test Setup Photo(s):  
MIL-STD 461F CE101: Conducted Emissions - Input Power Lead  
24 VDC



Test Setup Photo(s):  
MIL-STD 461F CE101: Conducted Emissions - Input Power Lead  
DC Return





Test Setup Photo(s):  
MIL-STD 461F CE102: Conducted Emissions - Input Power Lead  
24 VDC



Test Setup Photo(s):  
MIL-STD 461F CE102: Conducted Emissions - Input Power Lead  
DC Return



Test Setup Photo(s):  
MIL-STD 461F RE101: Radiated Emissions - Magnetic Field






Test Setup Photo(s):  
MIL-STD 461F RE102: Radiated Emissions - Electric Field  
2 MHz - 30 MHz



Test Setup Photo(s):  
MIL-STD 461F RE102: Radiated Emissions - Electric Field  
30 MHz - 200 MHz



Test Setup Photo(s):  
MIL-STD 461F RE102: Radiated Emissions - Electric Field  
200 MHz - 1 GHz





Test Setup Photo(s):  
MIL-STD 461F RE102: Radiated Emissions - Electric Field  
1 GHz - 18 GHz



## TEST EQUIPMENT

Use of the calibrated equipment listed in this report ensures traceability to national and international standards.

Test#	Test Description / Operator
1	Mil Std 461F, RE102 / mjw
2	Mil Std 461F, CE102 / mjw
3	Mil Std 461F, CE101 / mjw
4	Mil Std 461F, RE101 / mjw

Test#	Mfr	Model	Serial	Description	Cal Code/ Cal Due	Asset ID
1	AGT	E4440A	MY42510427	Spectrum Analyzer PSA	G 27 May 11	NBLE03366
1	AHS	SAS-200/550-1	271	Antenna Active Rod	B 23 Aug 11	NBLE03242
1	AHS	SAS-571	812	Antenna DRG Horn	G 17 Jun 11	NBLE10473
1	EC	3106	2002	Ridge Guide Ant .2-2 GHz	G 23 Mar 12	NBLE02072
1	EM	6912	635	Antenna, Bicon 20 -300MHz	G 02 Sep 11	NBLE03346
1	HP	83640B/001/00	3420A01080	Sweep Generator 40GHz	G 27 Oct 11	NBLE10468
1	HP	8447D	1616A00688	Preamp 0.1-1300 MHz	B 23 Aug 11	NBLE02667
1	MQ	AMF5D010180	390148	Pre-Amplifier 0.1-18 GHz	G 01 Dec 11	NBLE02610
1	MTE	12-12	21553 MB	12-18 GHz Horn Antenna	Y	NBLE10367
1	RS	SMY02	DE13009	Signal Gen 9 kHz-2.08 GHz	G 03 Feb 12	NBLE02650
1	SO	8028-50-TS-24	982847	LISN, 50 uH, 50 Ohm, 24 Am	B 14 Dec 11	NBLE03006
1	SO	8028-50-TS-24	982850	LISN, 50 uH, 50 Ohm, 24 Am	B 14 Dec 11	NBLE03009
1	TUV	10pF	1	Capacitor 10pF in line	B 09 Mar 12	NBLE10304
2	AGT	E4440A	MY42510427	Spectrum Analyzer PSA	G 27 May 11	NBLE03366
2	HP	33120A	US36020274	Funct/Arb WF Gen 15MHz	G 18 Mar 12	NBLE02999
2	HP	54615B	US35421312	500 MHz 2-CH Oscilloscope	G 02 Feb 12	NBLE02822
2	INM	18N-20W-20	16083-4	Attenuator 20dB 20W	B 18 Jun 11	NBLE03414
2	KY	432D	6919	Attenuator	B 18 Jun 11	NBLE02223
2	RS	SMY02	DE12589	Signal Gen 9 KHz-2.08 GHz	G 13 Aug 11	NBLE02651
2	SO	8028-50-TS-24	982847	LISN, 50 uH, 50 Ohm, 24 Am	B 14 Dec 11	NBLE03006
2	SO	8028-50-TS-24	982850	LISN, 50 uH, 50 Ohm, 24 Am	B 14 Dec 11	NBLE03009
3	AGT	E4440A	MY42510427	Spectrum Analyzer PSA	G 27 May 11	NBLE03366
3	EA	91550-2B	943	Cur Probe .01-50 MHz	B 11 Nov 11	NBLE02560
3	HP	33120A	US36020274	Funct/Arb WF Gen 15MHz	G 18 Mar 12	NBLE02999
3	SO	7144-1.0	1	Precision Resistor	B 28 Dec 11	NBLE02341
3	SO	8028-50-TS-24	982847	LISN, 50 uH, 50 Ohm, 24 Am	B 14 Dec 11	NBLE03006
3	SO	8028-50-TS-24	982850	LISN, 50 uH, 50 Ohm, 24 Am	B 14 Dec 11	NBLE03009
4	AGT	E4440A	MY42510427	Spectrum Analyzer PSA	G 27 May 11	NBLE03366
4	RS	SMY02	DE12589	Signal Gen 9 KHz-2.08 GHz	G 13 Aug 11	NBLE02651
4	SO	7334-1	927603	Loop Sensor Antenna	B 19 Jul 11	NBLE02542
4	SO	8028-50-TS-24	982847	LISN, 50 uH, 50 Ohm, 24 Am	B 14 Dec 11	NBLE03006
4	SO	8028-50-TS-24	982850	LISN, 50 uH, 50 Ohm, 24 Am	B 14 Dec 11	NBLE03009

## CALIBRATION CODES

Cal Code B =	Calibration verification performed internally.
Cal Code G =	Calibration performed by an accredited outside source.
Cal Code Y =	a. Calibration not required when used with other calibrated equipment; or b. Passive device that does not require calibration.

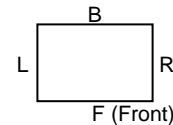
## MANUFACTURER CODES

AGT	Agilent Technologies	HP	Hewlett-Packard	RS	Rohde & Schwarz
AHS	AH System	INM	Inmet	SO	Solar Electronics
EA	Eaton	KY	Kay	TUV	TUV SUD America
EC	EMCO/EMC Test	MQ	Miteq		
EM	Electro-Metrics	MTE	MI Technologies		

# Conducted Emissions



America



Test Report #: NC1101387

Test Area: 3

FACE DEFINITION (TOP VIEW)

EUT Model #: MIL1580-XXXX

Date: 14 April, 2011

T = Top  
U = Under Side

EUT Serial #: None

EUT Power: 24 VDC

Temperature: 23 °C

Test Method: Mil Std 461F, CE101

Air Pressure: 99.1 kPa

Customer: Lind Electronics

Relative Humidity: 22 %

EUT Description: DC to DC Converter

Page: 1 of 34

Notes: \_\_\_\_\_

Data File Name: T:\13xx\1387\Data\4-13-11\1387CE101-1580.ema

## Report Number: 1

Frequency	Transducer	Cable	EM Type	OP Mode	Notes:	P/F?
1.000 kHz - 10.000 kHz	Current Probe	N/A	N/A	System Check	At 1 kHz	Pass

Peak Over/Under Limit Value: -6.18dB @ 0.00100000MHz

## Report Number: 2

Frequency	Transducer	Cable	EM Type	OP Mode	Notes:	P/F?
1.000 kHz - 10.000 kHz	Current Probe	N/A	N/A	System Check	At 3 kHz	Pass

Peak Over/Under Limit Value: -6.65dB @ 0.00299800MHz

## Report Number: 3

Frequency	Transducer	Cable	EM Type	OP Mode	Notes:	P/F?
1.000 kHz - 10.000 kHz	Current Probe	N/A	N/A	System Check	At 10 kHz	Pass

Peak Over/Under Limit Value: -5.79dB @ 0.01000000MHz

Tested by: Michael Westman  
Printed

Signature

Reviewed by: Gerald V. Anderson  
Printed

Signature

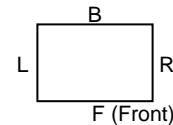
Mode of Operation Key	
#	Description
1	
2	
3	
4	
5	

J:\REPORTS\2006\10xx\1038\Rpt\_Docs\2011\1580\1387-CE101-1580-with tab data-mjw-gva.doc

# Conducted Emissions



America



Test Report #: NC1101387

Test Area: 3

FACE DEFINITION  
(TOP VIEW)

EUT Model #: MIL1580-XXXX

Date: 14 April, 2011

T = Top  
U = Under Side

EUT Serial #: None

EUT Power: 24 VDC

Temperature: 23 °C

Test Method: Mil Std 461F, CE101

Air Pressure: 99.1 kPa

Customer: Lind Electronics

Relative Humidity: 22 %

EUT Description: DC to DC Converter

Page: 2 of 34

Notes: \_\_\_\_\_

Data File Name: T:\13xx\1387\Data\4-13-11\1387CE101-1580.ema

## Report Number: 4

Frequency	Transducer	Cable	EM Type	OP Mode	Notes:	P/F?
30.000 Hz - 300.000 Hz	Current Probe	DC High	N/A	Fully OP		Pass
300.000 Hz - 1.000 kHz	Current Probe	DC High	N/A	Fully OP		Pass
1.000 kHz - 10.000 kHz	Current Probe	DC High	N/A	Fully OP		Pass

Peak Over/Under Limit Value: -23.24dB @ 0.00019308MHz

## Report Number: 5

Frequency	Transducer	Cable	EM Type	OP Mode	Notes:	P/F?
30.000 Hz - 300.000 Hz	Current Probe	DC Return	N/A	Fully OP		Pass
300.000 Hz - 1.000 kHz	Current Probe	DC Return	N/A	Fully OP		Pass
1.000 kHz - 10.000 kHz	Current Probe	DC Return	N/A	Fully OP		Pass

Peak Over/Under Limit Value: -17.92dB @ 0.00005835MHz

Tested by: Michael Westman  
Printed

Signature

Reviewed by: Gerald V. Anderson  
Printed

Signature

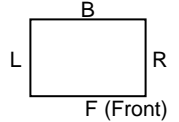
Mode of Operation Key	
#	Description
1	
2	
3	
4	
5	

J:\REPORTS\2006\10xx\1038\Rpt\_Docs\2011\1580\1387-CE101-1580-with tab data-mjw-gva.doc

# Conducted Emissions



America



FACE DEFINITION  
(TOP VIEW)

T = Top  
U = Under Side

Test Report #: NC1101387

Test Area: 3

EUT Model #: MIL1580-XXXX

Date: 14 April, 2011

EUT Serial #: None

EUT Power: 24 VDC

Temperature: 23 °C

Test Method: Mil Std 461F, CE101

Air Pressure: 99.1 kPa

Customer: Lind Electronics

Relative Humidity: 22 %

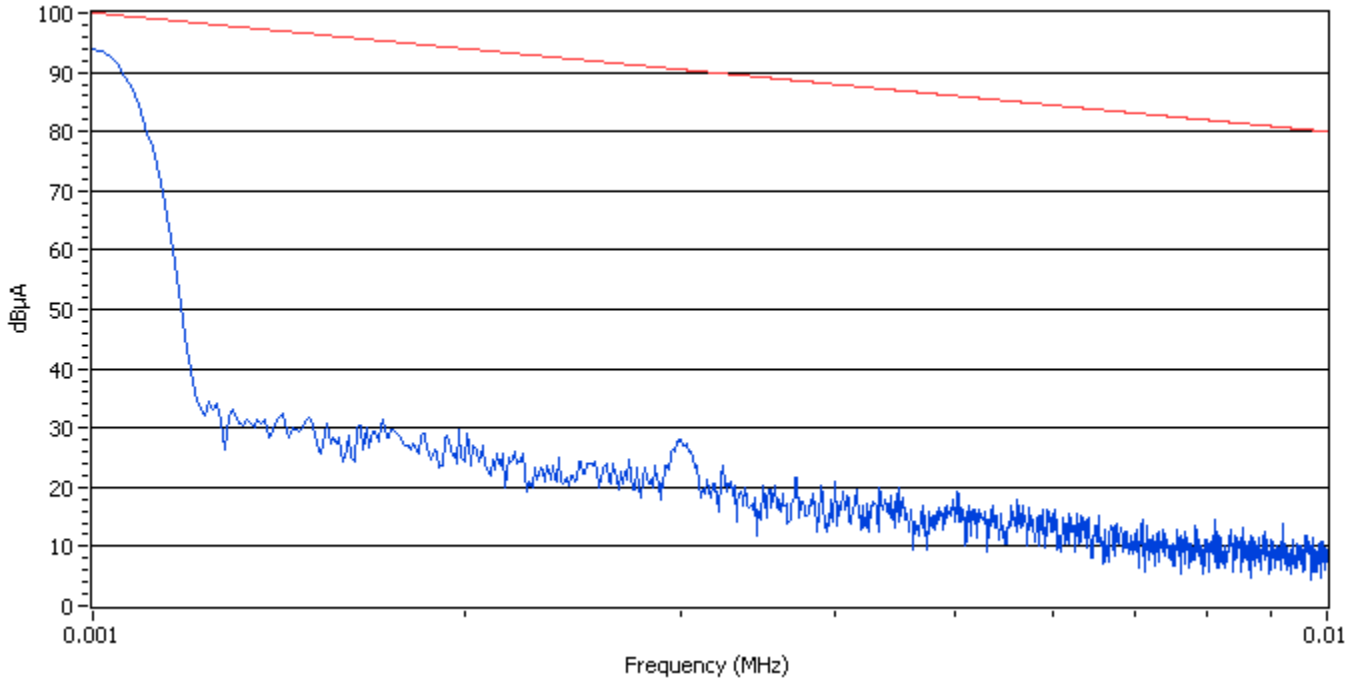
EUT Description: DC to DC Converter

Page: 3 of 34

Notes: \_\_\_\_\_

Data File Name: T:\13xx\1387\Data\4-13-11\1387CE101-1580.ema

## Subreport Number: 1



Polarity: Conducted  
Mode of Operation: System Check at 1 kHz

Tested by: Michael Westman  
Printed

Signature

Reviewed by: Gerald V. Anderson  
Printed

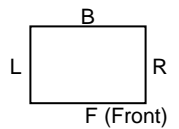
Signature

Mode of Operation Key	
#	Description
1	
2	
3	
4	
5	

J:\REPORTS\2006\10xx\1038\Rpt\_Docs\2011\1580\1387-CE101-1580-with tab data-mjw-gva.doc



# Conducted Emissions



Test Report #: NC1101387

Test Area: 3

EUT Model #: MIL1580-XXXX

Date: 14 April, 2011

FACE DEFINITION (TOP VIEW)

T = Top  
U = Under Side

EUT Serial #: None

EUT Power: 24 VDC

Temperature: 23 °C

Test Method: Mil Std 461F, CE101

Air Pressure: 99.1 kPa

Customer: Lind Electronics

Relative Humidity: 22 %

EUT Description: DC to DC Converter

Page: 4 of 34

Notes: \_\_\_\_\_

Data File Name: T:\13xx\1387\Data\4-13-11\1387CE101-1580.ema

Frequency (MHz)	Receiver (dB)	Transducer (dB)	Cable Loss (dB)	Preamplifier (dB)	Final Data (dB)	Limit	Differential (dB)
0.00100000	66.22	27.60	0.00	0.00	93.82	100.00	-6.18
0.00109000	57.47	26.85	0.00	0.00	84.32	99.25	-14.93
0.00118000	24.59	26.21	0.00	0.00	50.80	98.56	-47.76
0.00129700	7.83	25.37	0.00	0.00	33.21	97.74	-64.53
0.00142300	7.83	24.62	0.00	0.00	32.45	96.94	-64.48
0.00149500	7.72	24.19	0.00	0.00	31.91	96.51	-64.60
0.00154900	6.87	23.88	0.00	0.00	30.76	96.20	-65.44
0.00171100	7.51	23.04	0.00	0.00	30.55	95.33	-64.78
0.00172000	8.43	23.00	0.00	0.00	31.43	95.29	-63.86
0.00185500	6.63	22.32	0.00	0.00	28.96	94.63	-65.68
0.00198100	7.92	21.74	0.00	0.00	29.66	94.06	-64.40
0.00200800	7.30	21.63	0.00	0.00	28.94	93.94	-65.01
0.00215200	4.62	21.11	0.00	0.00	25.73	93.34	-67.61
0.00223300	4.95	20.78	0.00	0.00	25.74	93.02	-67.28
0.00233200	3.09	20.40	0.00	0.00	23.49	92.65	-69.15
0.00238600	4.92	20.20	0.00	0.00	25.12	92.45	-67.32
0.00247600	4.59	19.88	0.00	0.00	24.47	92.12	-67.65
0.00254800	4.61	19.63	0.00	0.00	24.25	91.88	-67.63
0.00263800	4.51	19.34	0.00	0.00	23.86	91.57	-67.72
0.00271900	5.51	19.08	0.00	0.00	24.60	91.31	-66.72
0.00285400	5.07	18.66	0.00	0.00	23.74	90.89	-67.15
0.00297100	9.55	18.31	0.00	0.00	27.87	90.54	-62.67
0.00299800	9.71	18.23	0.00	0.00	27.95	90.46	-62.51
0.00308800	5.68	17.98	0.00	0.00	23.67	90.21	-66.54
0.00324100	6.22	17.57	0.00	0.00	23.79	89.79	-65.99
0.00328600	3.53	17.45	0.00	0.00	20.98	89.67	-68.68
0.00337600	2.66	17.21	0.00	0.00	19.88	89.43	-69.55
0.00349300	3.23	16.92	0.00	0.00	20.15	89.14	-68.98
0.00357400	3.65	16.72	0.00	0.00	20.38	88.94	-68.56
0.00361900	2.45	16.61	0.00	0.00	19.07	88.83	-69.76
0.00370900	5.29	16.40	0.01	0.00	21.70	88.61	-66.92
0.00382600	2.81	16.14	0.01	0.00	18.95	88.35	-69.39
0.00388900	4.35	16.00	0.01	0.00	20.35	88.20	-67.85
0.00399700	5.02	15.76	0.01	0.00	20.79	87.97	-67.18

Tested by: Michael Westman  
Printed

Signature

Reviewed by: Gerald V. Anderson  
Printed

Signature

Mode of Operation Key	
#	Description
1	
2	
3	
4	
5	

J:\REPORTS\2006\10xx\1038\Rpt\_Docs\2011\1580\1387-CE101-1580-with tab data-mjw-gva.doc

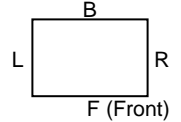
# Conducted Emissions



Test Report #: NC1101387

Test Area: 3

FACE DEFINITION  
(TOP VIEW)



EUT Model #: MIL1580-XXXX

Date: 14 April, 2011

T = Top  
U = Under Side

EUT Serial #: None

EUT Power: 24 VDC

Temperature: 23 °C

Test Method: Mil Std 461F, CE101

Air Pressure: 99.1 kPa

Customer: Lind Electronics

Relative Humidity: 22 %

EUT Description: DC to DC Converter

Page: 5 of 34

Notes: \_\_\_\_\_

Data File Name: T:\13xx\1387\Data\4-13-11\1387CE101-1580.ema

0.00406000	3.68	15.63	0.01	0.00	19.32	87.83	-68.51
0.00416800	4.35	15.41	0.01	0.00	19.76	87.60	-67.84
0.00428500	2.53	15.17	0.01	0.00	17.71	87.36	-69.66
0.00433900	4.74	15.06	0.01	0.00	19.81	87.25	-67.44
0.00449200	5.16	14.77	0.01	0.00	19.93	86.95	-67.02
0.00452800	3.56	14.70	0.01	0.00	18.26	86.88	-68.62
0.00460000	1.48	14.57	0.01	0.00	16.05	86.74	-70.69
0.00470800	2.37	14.40	0.01	0.00	16.78	86.54	-69.77
0.00485200	2.24	14.19	0.01	0.00	16.43	86.28	-69.85
0.00492400	2.77	14.08	0.01	0.00	16.85	86.15	-69.30
0.00502300	5.21	13.90	0.01	0.00	19.12	85.98	-66.86
0.00512200	3.30	13.73	0.01	0.00	17.04	85.81	-68.77
0.00518500	2.75	13.63	0.01	0.00	16.38	85.71	-69.32
0.00528400	2.28	13.46	0.01	0.00	15.75	85.54	-69.79
0.00535600	3.70	13.34	0.01	0.00	17.05	85.42	-68.37
0.00544600	2.31	13.20	0.01	0.00	15.52	85.28	-69.76
0.00554500	3.93	13.05	0.01	0.00	16.98	85.12	-68.14
0.00560800	4.97	12.95	0.01	0.00	17.93	85.02	-67.10
0.00573400	3.62	12.78	0.01	0.00	16.41	84.83	-68.43
0.00583300	2.70	12.65	0.01	0.00	15.36	84.68	-69.32
0.00593200	3.54	12.53	0.01	0.00	16.08	84.54	-68.46
0.00602200	3.71	12.42	0.01	0.00	16.14	84.41	-68.27
0.00610300	2.39	12.31	0.01	0.00	14.71	84.29	-69.58
0.00618400	3.50	12.19	0.01	0.00	15.70	84.17	-68.47
0.00626500	3.30	12.08	0.01	0.00	15.39	84.06	-68.67
0.00631900	3.16	12.01	0.01	0.00	15.17	83.99	-68.81
0.00640900	3.13	11.88	0.01	0.00	15.02	83.86	-68.84
0.00652600	3.46	11.72	0.01	0.00	15.19	83.71	-68.52
0.00660700	1.27	11.62	0.01	0.00	12.89	83.60	-70.71
0.00674200	2.21	11.44	0.01	0.00	13.66	83.42	-69.77
0.00676900	2.40	11.41	0.01	0.00	13.81	83.39	-69.58
0.00688600	1.37	11.26	0.01	0.00	12.63	83.24	-70.61
0.00700300	1.57	11.12	0.01	0.00	12.70	83.09	-70.39
0.00708400	3.63	11.04	0.01	0.00	14.68	82.99	-68.32
0.00715600	2.57	10.97	0.01	0.00	13.55	82.91	-69.36
0.00729100	0.84	10.84	0.01	0.00	11.68	82.74	-71.06
0.00737200	2.21	10.76	0.01	0.00	12.97	82.65	-69.67
0.00739000	1.31	10.74	0.01	0.00	12.06	82.63	-70.57

Tested by: Michael Westman  
Printed

Signature

Reviewed by: Gerald V. Anderson  
Printed

Signature

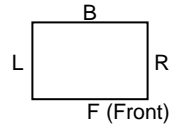
Mode of Operation Key	
#	Description
1	
2	
3	
4	
5	

J:\REPORTS\2006\10xx\1038\Rpt\_Docs\2011\1580\1387-CE101-1580-with tab data-mjw-gva.doc

# Conducted Emissions



America



FACE DEFINITION  
(TOP VIEW)

T = Top  
U = Under Side

Test Report #: NC1101387

Test Area: 3

EUT Model #: MIL1580-XXXX

Date: 14 April, 2011

EUT Serial #: None

EUT Power: 24 VDC

Temperature: 23 °C

Test Method: Mil Std 461F, CE101

Air Pressure: 99.1 kPa

Customer: Lind Electronics

Relative Humidity: 22 %

EUT Description: DC to DC Converter

Page: 6 of 34

Notes: \_\_\_\_\_

Data File Name: T:\13xx\1387\Data\4-13-11\1387CE101-1580.ema

0.00755200	2.19	10.58	0.01	0.00	12.78	82.44	-69.66
0.00761500	1.21	10.52	0.01	0.00	11.74	82.37	-70.63
0.00767800	1.99	10.46	0.01	0.00	12.46	82.30	-69.84
0.00783100	3.15	10.32	0.01	0.00	13.48	82.12	-68.65
0.00784000	2.60	10.31	0.01	0.00	12.92	82.11	-69.20
0.00798400	1.06	10.17	0.01	0.00	11.24	81.96	-70.71
0.00807400	1.90	10.08	0.01	0.00	11.98	81.86	-69.87
0.00812800	4.35	10.02	0.01	0.00	14.38	81.80	-67.42
0.00821800	1.51	9.92	0.01	0.00	11.44	81.70	-70.26
0.00837100	3.19	9.76	0.01	0.00	12.96	81.54	-68.58
0.00842500	2.21	9.71	0.01	0.00	11.93	81.49	-69.56
0.00855100	3.71	9.58	0.01	0.00	13.30	81.36	-68.06
0.00856000	2.00	9.57	0.01	0.00	11.58	81.35	-69.77
0.00868600	2.40	9.47	0.01	0.00	11.88	81.22	-69.35
0.00881200	2.03	9.36	0.01	0.00	11.40	81.10	-69.70
0.00891100	3.16	9.28	0.01	0.00	12.45	81.00	-68.55
0.00892000	2.83	9.28	0.01	0.00	12.11	80.99	-68.88
0.00901000	1.84	9.20	0.01	0.00	11.05	80.91	-69.85
0.00917200	1.60	9.09	0.01	0.00	10.70	80.75	-70.05
0.00922600	4.61	9.07	0.01	0.00	13.69	80.70	-67.01
0.00928900	0.83	9.05	0.01	0.00	9.88	80.64	-70.76
0.00938800	2.04	9.01	0.01	0.00	11.06	80.55	-69.49
0.00951400	1.32	8.97	0.01	0.00	10.29	80.43	-70.14
0.00960400	3.01	8.93	0.01	0.00	11.95	80.35	-68.40
0.00965800	1.77	8.92	0.01	0.00	10.69	80.30	-69.61
0.00975700	2.55	8.88	0.01	0.00	11.44	80.21	-68.77
0.00987400	1.87	8.84	0.01	0.00	10.72	80.11	-69.39
0.00993700	2.09	8.82	0.01	0.00	10.92	80.05	-69.14

Tested by: Michael Westman  
Printed

Signature

Reviewed by: Gerald V. Anderson  
Printed

Signature

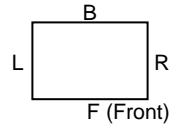
Mode of Operation Key	
#	Description
1	
2	
3	
4	
5	

J:\REPORTS\2006\10xx\1038\Rpt\_Docs\2011\1580\1387-CE101-1580-with tab data-mjw-gva.doc

# Conducted Emissions



America



FACE DEFINITION  
(TOP VIEW)

T = Top  
U = Under Side

Test Report #: NC1101387

Test Area: 3

EUT Model #: MIL1580-XXXX

Date: 14 April, 2011

EUT Serial #: None

EUT Power: 24 VDC

Temperature: 23 °C

Test Method: Mil Std 461F, CE101

Air Pressure: 99.1 kPa

Customer: Lind Electronics

Relative Humidity: 22 %

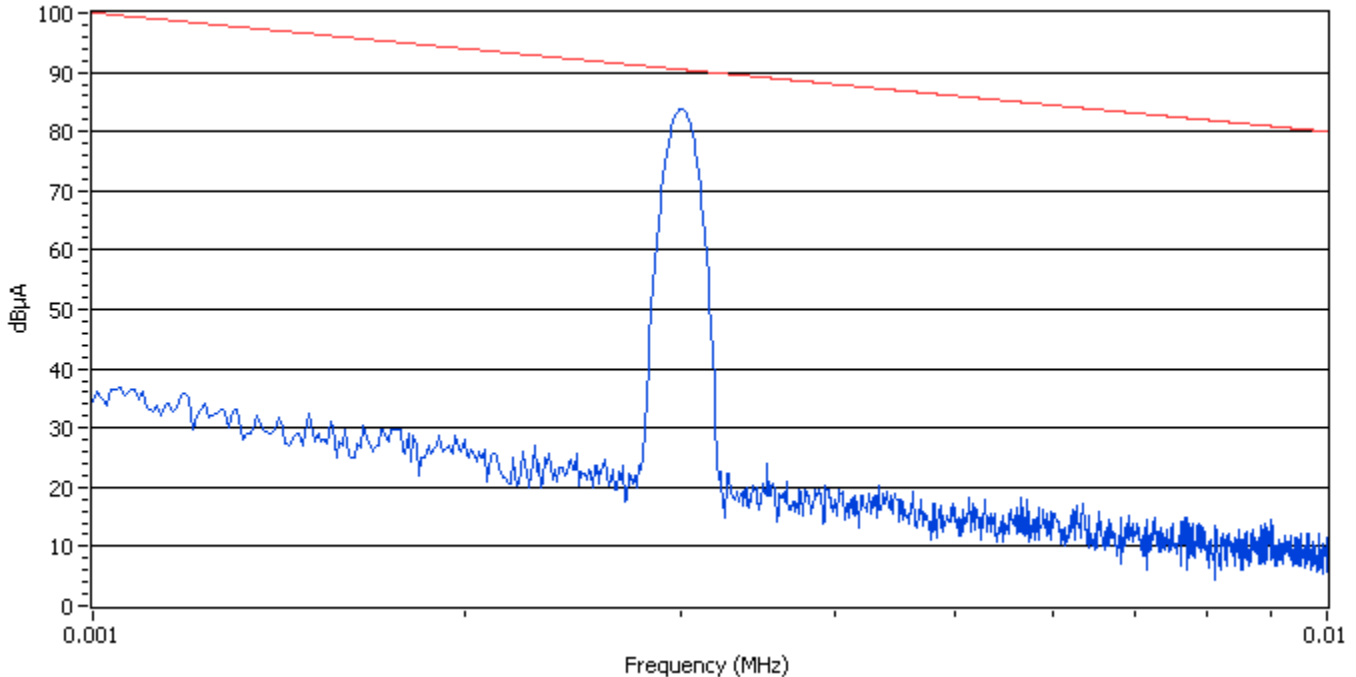
EUT Description: DC to DC Converter

Page: 7 of 34

Notes: \_\_\_\_\_

Data File Name: T:\13xx\1387\Data\4-13-11\1387CE101-1580.ema

## Subreport Number: 2



Polarity: Conducted

Mode of Operation: System Check at 3 kHz

Tested by: Michael Westman  
Printed

Signature

Reviewed by: Gerald V. Anderson  
Printed

Signature

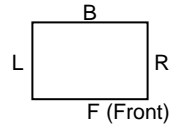
Mode of Operation Key	
#	Description
1	
2	
3	
4	
5	

J:\REPORTS\2006\10xx\1038\Rpt\_Docs\2011\1580\1387-CE101-1580-with tab data-mjw-gva.doc

# Conducted Emissions



America



FACE DEFINITION  
(TOP VIEW)

T = Top  
U = Under Side

Test Report #: NC1101387

Test Area: 3

EUT Model #: MIL1580-XXXX

Date: 14 April, 2011

EUT Serial #: None

EUT Power: 24 VDC

Temperature: 23 °C

Test Method: Mil Std 461F, CE101

Air Pressure: 99.1 kPa

Customer: Lind Electronics

Relative Humidity: 22 %

EUT Description: DC to DC Converter

Page: 8 of 34

Notes: \_\_\_\_\_

Data File Name: T:\13xx\1387\Data\4-13-11\1387CE101-1580.ema

Frequency (MHz)	Receiver (dB)	Transducer (dB)	Cable Loss (dB)	Preamp (dB)	Final Data (dB)	Limit	Differential (dB)
0.00105400	9.67	27.13	0.00	0.00	36.81	99.54	-62.74
0.00109900	9.21	26.78	0.00	0.00	35.99	99.18	-63.19
0.00118900	9.68	26.15	0.00	0.00	35.83	98.50	-62.66
0.00130600	7.85	25.31	0.00	0.00	33.16	97.68	-64.52
0.00136000	7.19	24.97	0.00	0.00	32.17	97.33	-65.16
0.00149500	8.12	24.19	0.00	0.00	32.31	96.51	-64.20
0.00155800	7.13	23.83	0.00	0.00	30.97	96.15	-65.18
0.00165700	7.26	23.31	0.00	0.00	30.57	95.61	-65.04
0.00177400	7.10	22.73	0.00	0.00	29.83	95.02	-65.19
0.00181900	6.13	22.50	0.00	0.00	28.63	94.80	-66.17
0.00196300	6.75	21.82	0.00	0.00	28.57	94.14	-65.57
0.00199900	6.23	21.67	0.00	0.00	27.90	93.98	-66.08
0.00208000	5.05	21.37	0.00	0.00	26.43	93.64	-67.21
0.00223300	5.19	20.78	0.00	0.00	25.98	93.02	-67.04
0.00227800	6.52	20.61	0.00	0.00	27.13	92.85	-65.72
0.00243100	3.96	20.03	0.00	0.00	24.00	92.28	-68.29
0.00246700	5.92	19.91	0.00	0.00	25.83	92.16	-66.33
0.00260200	5.11	19.46	0.00	0.00	24.57	91.69	-67.12
0.00269200	4.55	19.17	0.00	0.00	23.72	91.40	-67.68
0.00279100	6.21	18.86	0.00	0.00	25.07	91.08	-66.01
0.00288100	48.87	18.58	0.00	0.00	67.46	90.81	-23.35
0.00297100	64.82	18.31	0.00	0.00	83.14	90.54	-7.40
0.00299800	65.57	18.23	0.00	0.00	83.81	90.46	-6.65
0.00307000	60.44	18.03	0.00	0.00	78.48	90.26	-11.78
0.00316000	33.49	17.79	0.00	0.00	51.28	90.01	-38.73
0.00327700	4.89	17.47	0.00	0.00	22.37	89.69	-67.32
0.00342100	3.13	17.10	0.00	0.00	20.23	89.32	-69.08
0.00349300	3.79	16.92	0.00	0.00	20.71	89.14	-68.42
0.00352000	7.06	16.85	0.00	0.00	23.92	89.07	-65.15
0.00364600	4.35	16.55	0.00	0.00	20.90	88.76	-67.86
0.00377200	3.45	16.26	0.01	0.00	19.71	88.47	-68.76
0.00385300	3.47	16.08	0.01	0.00	19.55	88.28	-68.73
0.00392500	4.20	15.92	0.01	0.00	20.12	88.12	-68.00
0.00402400	3.75	15.71	0.01	0.00	19.46	87.91	-68.45

Tested by: Michael Westman  
Printed

Signature

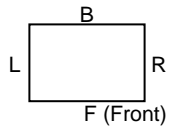
Reviewed by: Gerald V. Anderson  
Printed

Signature

Mode of Operation Key	
#	Description
1	
2	
3	
4	
5	

J:\REPORTS\2006\10xx\1038\Rpt\_Docs\2011\1580\1387-CE101-1580-with tab data-mjw-gva.doc

# Conducted Emissions



Test Report #: NC1101387

Test Area: 3

FACE DEFINITION (TOP VIEW)

EUT Model #: MIL1580-XXXX

Date: 14 April, 2011

T = Top  
U = Under Side

EUT Serial #: None

EUT Power: 24 VDC

Temperature: 23 °C

Test Method: Mil Std 461F, CE101

Air Pressure: 99.1 kPa

Customer: Lind Electronics

Relative Humidity: 22 %

EUT Description: DC to DC Converter

Page: 9 of 34

Notes: \_\_\_\_\_

Data File Name: T:\13xx\1387\Data\4-13-11\1387CE101-1580.ema

0.00406000	3.14	15.63	0.01	0.00	18.78	87.83	-69.05
0.00420400	3.25	15.33	0.01	0.00	18.59	87.53	-68.94
0.00424900	3.58	15.24	0.01	0.00	18.83	87.43	-68.61
0.00433000	5.04	15.08	0.01	0.00	20.13	87.27	-67.14
0.00446500	4.20	14.82	0.01	0.00	19.02	87.00	-67.98
0.00451900	3.09	14.71	0.01	0.00	17.81	86.90	-69.09
0.00462700	4.56	14.53	0.01	0.00	19.09	86.69	-67.60
0.00469900	1.54	14.42	0.01	0.00	15.96	86.56	-70.60
0.00480700	3.08	14.25	0.01	0.00	17.34	86.36	-69.02
0.00492400	1.17	14.08	0.01	0.00	15.25	86.15	-70.90
0.00496900	3.27	14.00	0.01	0.00	17.27	86.07	-68.80
0.00513100	4.62	13.72	0.01	0.00	18.34	85.80	-67.45
0.00516700	3.56	13.66	0.01	0.00	17.22	85.74	-68.51
0.00527500	4.47	13.48	0.01	0.00	17.95	85.56	-67.60
0.00537400	2.29	13.32	0.01	0.00	15.61	85.39	-69.78
0.00547300	2.07	13.16	0.01	0.00	15.23	85.24	-70.00
0.00553600	3.16	13.06	0.01	0.00	16.23	85.14	-68.91
0.00565300	5.24	12.88	0.01	0.00	18.13	84.95	-66.82
0.00570700	5.19	12.81	0.01	0.00	18.01	84.87	-66.86
0.00583300	3.84	12.65	0.01	0.00	16.50	84.68	-68.18
0.00588700	3.70	12.59	0.01	0.00	16.29	84.60	-68.31
0.00596800	3.32	12.49	0.01	0.00	15.81	84.48	-68.67
0.00604000	1.98	12.40	0.01	0.00	14.39	84.38	-69.99
0.00621100	2.24	12.16	0.01	0.00	14.40	84.14	-69.73
0.00626500	4.95	12.08	0.01	0.00	17.04	84.06	-67.02
0.00634600	5.16	11.97	0.01	0.00	17.14	83.95	-66.81
0.00640900	3.26	11.88	0.01	0.00	15.15	83.86	-68.71
0.00654400	4.22	11.70	0.01	0.00	15.93	83.68	-67.76
0.00666100	2.86	11.55	0.01	0.00	14.41	83.53	-69.12
0.00668800	2.45	11.51	0.01	0.00	13.97	83.49	-69.53
0.00680500	3.51	11.36	0.01	0.00	14.88	83.34	-68.47
0.00692200	4.04	11.21	0.01	0.00	15.26	83.20	-67.94
0.00702100	2.74	11.11	0.01	0.00	13.85	83.07	-69.22
0.00703000	2.23	11.10	0.01	0.00	13.33	83.06	-69.73
0.00715600	3.55	10.97	0.01	0.00	14.53	82.91	-68.38
0.00724600	3.86	10.88	0.01	0.00	14.75	82.80	-68.05
0.00733600	2.25	10.79	0.01	0.00	13.05	82.69	-69.64
0.00740800	2.10	10.72	0.01	0.00	12.83	82.61	-69.78

Tested by: Michael Westman  
Printed

Signature

Reviewed by: Gerald V. Anderson  
Printed

Signature

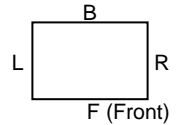
Mode of Operation Key	
#	Description
1	
2	
3	
4	
5	

J:\REPORTS\2006\10xx\1038\Rpt\_Docs\2011\1580\1387-CE101-1580-with tab data-mjw-gva.doc

# Conducted Emissions



America



Test Report #: NC1101387

Test Area: 3

FACE DEFINITION  
(TOP VIEW)

EUT Model #: MIL1580-XXXX

Date: 14 April, 2011

T = Top  
U = Under Side

EUT Serial #: None

EUT Power: 24 VDC

Temperature: 23 °C

Test Method: Mil Std 461F, CE101

Air Pressure: 99.1 kPa

Customer: Lind Electronics

Relative Humidity: 22 %

EUT Description: DC to DC Converter

Page: 10 of 34

Notes: \_\_\_\_\_

Data File Name: T:\13xx\1387\Data\4-13-11\1387CE101-1580.ema

0.00748900	3.33	10.64	0.01	0.00	13.98	82.51	-68.53
0.00763300	3.72	10.50	0.01	0.00	14.23	82.35	-68.11
0.00767800	4.56	10.46	0.01	0.00	15.03	82.30	-67.27
0.00779500	3.59	10.35	0.01	0.00	13.95	82.16	-68.21
0.00786700	3.72	10.29	0.01	0.00	14.01	82.08	-68.07
0.00793900	2.91	10.22	0.01	0.00	13.14	82.00	-68.87
0.00805600	0.89	10.10	0.01	0.00	10.99	81.88	-70.88
0.00811000	3.43	10.04	0.01	0.00	13.48	81.82	-68.34
0.00822700	2.33	9.91	0.01	0.00	12.25	81.70	-69.44
0.00833500	2.24	9.80	0.01	0.00	12.05	81.58	-69.53
0.00842500	1.80	9.71	0.01	0.00	11.52	81.49	-69.97
0.00849700	3.25	9.63	0.01	0.00	12.89	81.41	-68.52
0.00862300	2.91	9.52	0.01	0.00	12.44	81.29	-68.85
0.00870400	3.43	9.45	0.01	0.00	12.89	81.21	-68.31
0.00876700	1.41	9.40	0.01	0.00	10.82	81.14	-70.32
0.00889300	4.61	9.30	0.01	0.00	13.92	81.02	-67.10
0.00899200	5.44	9.22	0.01	0.00	14.67	80.92	-66.26
0.00903700	4.31	9.18	0.01	0.00	13.50	80.88	-67.38
0.00915400	1.91	9.09	0.01	0.00	11.01	80.77	-69.75
0.00926200	2.63	9.06	0.01	0.00	11.69	80.67	-68.97
0.00934300	2.70	9.03	0.01	0.00	11.74	80.59	-68.86
0.00943300	2.48	8.99	0.01	0.00	11.48	80.51	-69.02
0.00952300	3.06	8.96	0.01	0.00	12.03	80.42	-68.39
0.00962200	3.08	8.93	0.01	0.00	12.02	80.33	-68.32
0.00965800	3.34	8.92	0.01	0.00	12.26	80.30	-68.04
0.00974800	2.05	8.89	0.01	0.00	10.94	80.22	-69.28
0.00985600	3.44	8.85	0.01	0.00	12.30	80.13	-67.83
0.00998200	2.73	8.81	0.01	0.00	11.54	80.02	-68.47

Tested by: Michael Westman  
Printed

Signature

Reviewed by: Gerald V. Anderson  
Printed

Signature

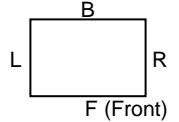
Mode of Operation Key	
#	Description
1	
2	
3	
4	
5	

J:\REPORTS\2006\10xx\1038\Rpt\_Docs\2011\1580\1387-CE101-1580-with tab data-mjw-gva.doc

# Conducted Emissions



America



FACE DEFINITION  
(TOP VIEW)

T = Top  
U = Under Side

Test Report #: NC1101387

Test Area: 3

EUT Model #: MIL1580-XXXX

Date: 14 April, 2011

EUT Serial #: None

EUT Power: 24 VDC

Temperature: 23 °C

Test Method: Mil Std 461F, CE101

Air Pressure: 99.1 kPa

Customer: Lind Electronics

Relative Humidity: 22 %

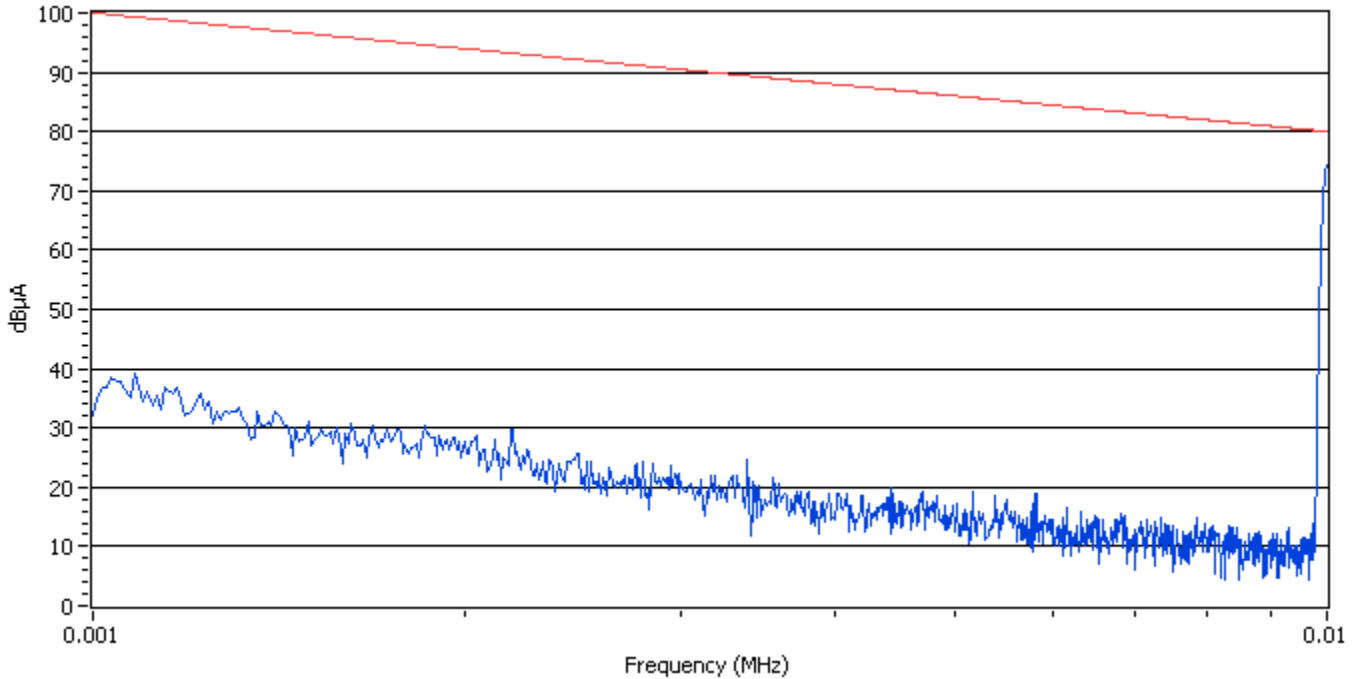
EUT Description: DC to DC Converter

Page: 11 of 34

Notes: \_\_\_\_\_

Data File Name: T:\13xx\1387\Data\4-13-11\1387CE101-1580.ema

## Subreport Number: 3



Polarity: Conducted

Mode of Operation: System Check at 10 kHz

Tested by: Michael Westman  
Printed

Signature

Reviewed by: Gerald V. Anderson  
Printed

Signature

Mode of Operation Key	
#	Description
1	
2	
3	
4	
5	

J:\REPORTS\2006\10xx\1038\Rpt\_Docs\2011\1580\1387-CE101-1580-with  
tab data-mjw-gva.doc

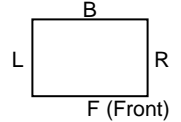


# Conducted Emissions



Test Report #: NC1101387 Test Area: 3  
 EUT Model #: MIL1580-XXXX Date: 14 April, 2011  
 EUT Serial #: None EUT Power: 24 VDC Temperature: 23 °C  
 Test Method: Mil Std 461F, CE101 Air Pressure: 99.1 kPa  
 Customer: Lind Electronics Relative Humidity: 22 %  
 EUT Description: DC to DC Converter Page: 12 of 34

FACE DEFINITION  
(TOP VIEW)



T = Top  
U = Under Side

Notes: \_\_\_\_\_

Data File Name: T:\13xx\1387\Data\4-13-11\1387CE101-1580.ema

Frequency (MHz)	Receiver (dB)	Transducer (dB)	Cable Loss (dB)	Preamp (dB)	Final Data (dB)	Limit	Differential (dB)
0.00108100	12.29	26.91	0.00	0.00	39.21	99.32	-60.12
0.00117100	10.49	26.27	0.00	0.00	36.76	98.63	-61.87
0.00122500	9.72	25.93	0.00	0.00	35.65	98.24	-62.58
0.00131500	8.24	25.24	0.00	0.00	33.48	97.62	-64.14
0.00140500	8.11	24.73	0.00	0.00	32.84	97.05	-64.21
0.00149500	6.83	24.19	0.00	0.00	31.02	96.51	-65.49
0.00162100	7.09	23.49	0.00	0.00	30.59	95.80	-65.22
0.00168400	7.18	23.17	0.00	0.00	30.36	95.47	-65.12
0.00176500	6.90	22.77	0.00	0.00	29.67	95.07	-65.39
0.00185500	8.20	22.32	0.00	0.00	30.53	94.63	-64.11
0.00190900	6.56	22.07	0.00	0.00	28.63	94.38	-65.75
0.00204400	7.07	21.50	0.00	0.00	28.58	93.79	-65.21
0.00211600	6.86	21.25	0.00	0.00	28.11	93.49	-65.38
0.00217900	8.76	21.00	0.00	0.00	29.76	93.23	-63.47
0.00226000	5.30	20.68	0.00	0.00	25.98	92.92	-66.94
0.00242200	4.33	20.07	0.00	0.00	24.40	92.32	-67.92
0.00246700	5.76	19.91	0.00	0.00	25.67	92.16	-66.49
0.00253000	4.78	19.69	0.00	0.00	24.48	91.94	-67.46
0.00262000	3.97	19.40	0.00	0.00	23.37	91.63	-68.26
0.00279100	5.35	18.86	0.00	0.00	24.21	91.08	-66.87
0.00284500	5.43	18.69	0.00	0.00	24.13	90.92	-66.79
0.00293500	5.16	18.42	0.00	0.00	23.58	90.65	-67.06
0.00298900	3.96	18.26	0.00	0.00	22.23	90.49	-68.26
0.00310600	3.37	17.93	0.00	0.00	21.31	90.16	-68.85
0.00316900	4.26	17.76	0.00	0.00	22.03	89.98	-67.95
0.00330400	4.67	17.40	0.00	0.00	22.08	89.62	-67.54
0.00339400	7.35	17.17	0.00	0.00	24.52	89.39	-64.86
0.00343000	3.75	17.08	0.00	0.00	20.83	89.29	-68.46
0.00355600	4.75	16.76	0.00	0.00	21.52	88.98	-67.46
0.00363700	2.29	16.57	0.00	0.00	18.87	88.79	-69.92
0.00374500	3.09	16.32	0.01	0.00	19.41	88.53	-69.12
0.00379900	3.03	16.20	0.01	0.00	19.23	88.41	-69.17
0.00395200	2.91	15.86	0.01	0.00	18.78	88.06	-69.29
0.00402400	3.36	15.71	0.01	0.00	19.07	87.91	-68.84

Tested by: Michael Westman  
Printed

Signature

Reviewed by: Gerald V. Anderson  
Printed

Signature

Mode of Operation Key	
#	Description
1	
2	
3	
4	
5	

J:\REPORTS\2006\10xx\1038\Rpt\_Docs\2011\1580\1387-CE101-1580-with tab data-mjw-gva.doc

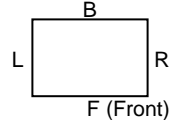
# Conducted Emissions



Test Report #: NC1101387

Test Area: 3

FACE DEFINITION  
(TOP VIEW)



EUT Model #: MIL1580-XXXX

Date: 14 April, 2011

T = Top  
U = Under Side

EUT Serial #: None

EUT Power: 24 VDC

Temperature: 23 °C

Test Method: Mil Std 461F, CE101

Air Pressure: 99.1 kPa

Customer: Lind Electronics

Relative Humidity: 22 %

EUT Description: DC to DC Converter

Page: 13 of 34

Notes: \_\_\_\_\_

Data File Name: T:\13xx\1387\Data\4-13-11\1387CE101-1580.ema

0.00407800	3.23	15.59	0.01	0.00	18.83	87.79	-68.96
0.00419500	3.33	15.35	0.01	0.00	18.69	87.55	-68.86
0.00425800	1.96	15.22	0.01	0.00	17.19	87.42	-70.23
0.00440200	3.24	14.94	0.01	0.00	18.18	87.13	-68.94
0.00442900	5.04	14.89	0.01	0.00	19.93	87.07	-67.14
0.00453700	2.70	14.68	0.01	0.00	17.39	86.86	-69.48
0.00468100	3.83	14.44	0.01	0.00	18.28	86.59	-68.31
0.00470800	4.89	14.40	0.01	0.00	19.30	86.54	-67.25
0.00482500	4.38	14.23	0.01	0.00	18.61	86.33	-67.72
0.00490600	2.67	14.11	0.01	0.00	16.78	86.19	-69.40
0.00500500	3.31	13.93	0.01	0.00	17.25	86.01	-68.76
0.00508600	2.29	13.79	0.01	0.00	16.09	85.87	-69.78
0.00515800	5.66	13.67	0.01	0.00	19.34	85.75	-66.41
0.00523000	2.40	13.55	0.01	0.00	15.96	85.63	-69.67
0.00539200	5.16	13.29	0.01	0.00	18.45	85.37	-66.91
0.00549100	3.64	13.13	0.01	0.00	16.78	85.21	-68.43
0.00550000	4.73	13.12	0.01	0.00	17.85	85.19	-67.34
0.00562600	2.39	12.92	0.01	0.00	15.32	85.00	-69.68
0.00570700	2.18	12.81	0.01	0.00	15.00	84.87	-69.87
0.00580600	6.29	12.69	0.01	0.00	18.98	84.72	-65.74
0.00590500	2.59	12.56	0.01	0.00	15.16	84.58	-69.41
0.00599500	2.20	12.45	0.01	0.00	14.66	84.44	-69.78
0.00611200	2.67	12.30	0.01	0.00	14.97	84.28	-69.30
0.00614800	4.16	12.25	0.01	0.00	16.41	84.23	-67.81
0.00627400	1.44	12.07	0.01	0.00	13.52	84.05	-70.53
0.00631900	3.83	12.01	0.01	0.00	15.84	83.99	-68.14
0.00648100	3.53	11.79	0.01	0.00	15.32	83.77	-68.45
0.00651700	3.09	11.74	0.01	0.00	14.83	83.72	-68.89
0.00658900	2.75	11.64	0.01	0.00	14.40	83.62	-69.23
0.00673300	2.93	11.45	0.01	0.00	14.39	83.44	-69.05
0.00680500	4.11	11.36	0.01	0.00	15.48	83.34	-67.87
0.00685900	4.07	11.29	0.01	0.00	15.37	83.27	-67.91
0.00697600	1.63	11.15	0.01	0.00	12.79	83.13	-70.34
0.00706600	3.12	11.06	0.01	0.00	14.19	83.02	-68.83
0.00713800	3.51	10.99	0.01	0.00	14.50	82.93	-68.42
0.00726400	3.38	10.86	0.01	0.00	14.25	82.78	-68.53
0.00734500	4.19	10.78	0.01	0.00	14.98	82.68	-67.70
0.00742600	2.80	10.70	0.01	0.00	13.51	82.58	-69.07

Tested by: Michael Westman  
Printed

Signature

Reviewed by: Gerald V. Anderson  
Printed

Signature

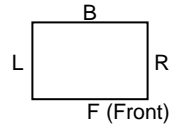
Mode of Operation Key	
#	Description
1	
2	
3	
4	
5	

J:\REPORTS\2006\10xx\1038\Rpt\_Docs\2011\1580\1387-CE101-1580-with tab data-mjw-gva.doc

# Conducted Emissions



America



Test Report #: NC1101387

Test Area: 3

FACE DEFINITION  
(TOP VIEW)

EUT Model #: MIL1580-XXXX

Date: 14 April, 2011

T = Top  
U = Under Side

EUT Serial #: None

EUT Power: 24 VDC

Temperature: 23 °C

Test Method: Mil Std 461F, CE101

Air Pressure: 99.1 kPa

Customer: Lind Electronics

Relative Humidity: 22 %

EUT Description: DC to DC Converter

Page: 14 of 34

Notes: \_\_\_\_\_

Data File Name: T:\13xx\1387\Data\4-13-11\1387CE101-1580.ema

0.00748900	2.72	10.64	0.01	0.00	13.37	82.51	-69.14
0.00765100	1.88	10.49	0.01	0.00	12.37	82.33	-69.95
0.00772300	1.61	10.42	0.01	0.00	12.04	82.24	-70.21
0.00776800	2.04	10.38	0.01	0.00	12.42	82.19	-69.77
0.00784000	4.69	10.31	0.01	0.00	15.01	82.11	-67.11
0.00797500	3.67	10.18	0.01	0.00	13.86	81.97	-68.10
0.00808300	3.60	10.07	0.01	0.00	13.67	81.85	-68.17
0.00812800	2.60	10.02	0.01	0.00	12.63	81.80	-69.17
0.00828100	2.03	9.86	0.01	0.00	11.89	81.64	-69.74
0.00831700	3.74	9.82	0.01	0.00	13.57	81.60	-68.03
0.00838900	3.54	9.74	0.01	0.00	13.29	81.53	-68.23
0.00851500	1.52	9.62	0.01	0.00	11.14	81.40	-70.25
0.00859600	1.30	9.54	0.01	0.00	10.85	81.31	-70.46
0.00865900	2.63	9.49	0.01	0.00	12.13	81.25	-69.12
0.00879400	3.13	9.38	0.01	0.00	12.52	81.12	-68.60
0.00883900	2.40	9.34	0.01	0.00	11.75	81.07	-69.32
0.00900100	1.98	9.21	0.01	0.00	11.20	80.91	-69.72
0.00904600	2.86	9.17	0.01	0.00	12.04	80.87	-68.83
0.00910000	2.94	9.13	0.01	0.00	12.08	80.82	-68.74
0.00927100	1.47	9.05	0.01	0.00	10.53	80.66	-70.13
0.00930700	4.22	9.04	0.01	0.00	13.27	80.62	-67.36
0.00940600	1.09	9.00	0.01	0.00	10.10	80.53	-70.43
0.00954100	2.07	8.96	0.01	0.00	11.04	80.41	-69.37
0.00959500	2.65	8.94	0.01	0.00	11.60	80.36	-68.76
0.00964000	2.38	8.92	0.01	0.00	11.31	80.32	-69.01
0.00981100	17.35	8.86	0.01	0.00	26.22	80.17	-53.94
0.00990100	54.35	8.83	0.01	0.00	63.19	80.09	-16.89
0.00999100	65.38	8.80	0.01	0.00	74.19	80.01	-5.82

Tested by: Michael Westman  
Printed

Signature

Reviewed by: Gerald V. Anderson  
Printed

Signature

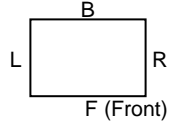
Mode of Operation Key	
#	Description
1	
2	
3	
4	
5	

J:\REPORTS\2006\10xx\1038\Rpt\_Docs\2011\1580\1387-CE101-1580-with tab data-mjw-gva.doc

# Conducted Emissions



America



FACE DEFINITION  
(TOP VIEW)

T = Top  
U = Under Side

Test Report #: NC1101387

Test Area: 3

EUT Model #: MIL1580-XXXX

Date: 14 April, 2011

EUT Serial #: None

EUT Power: 24 VDC

Temperature: 23 °C

Test Method: Mil Std 461F, CE101

Air Pressure: 99.1 kPa

Customer: Lind Electronics

Relative Humidity: 22 %

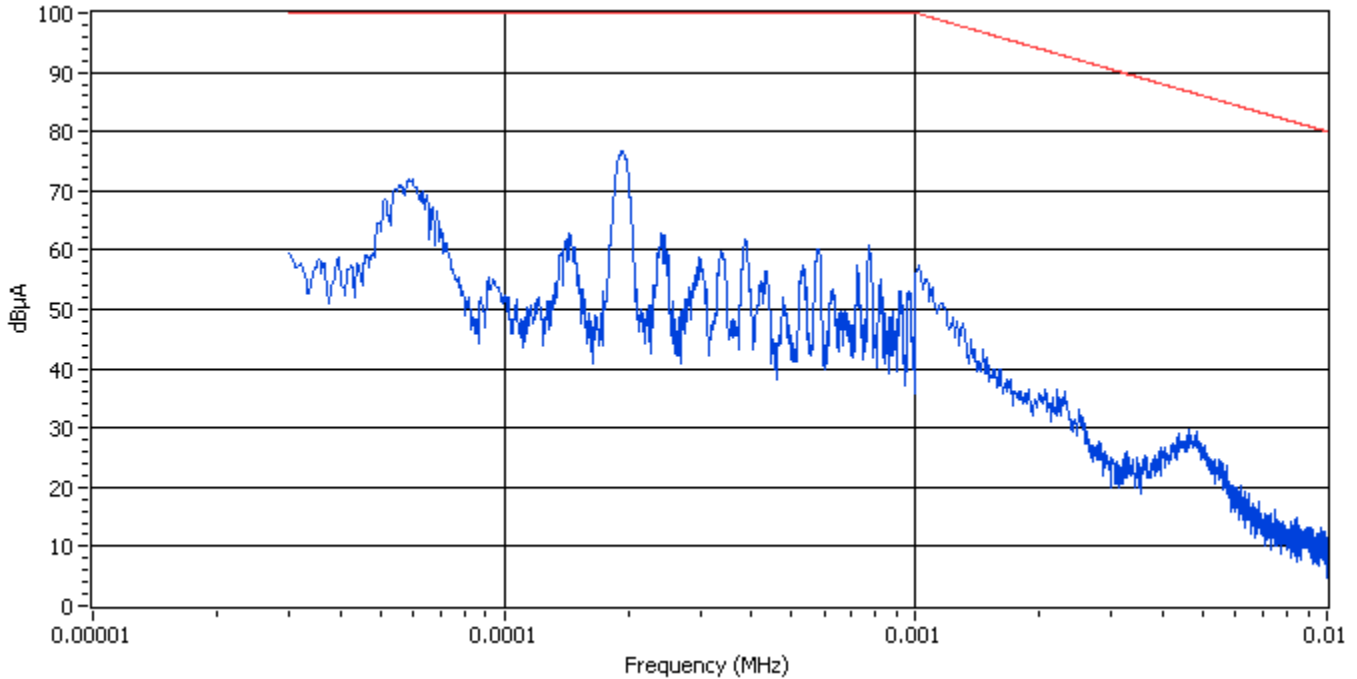
EUT Description: DC to DC Converter

Page: 15 of 34

Notes: \_\_\_\_\_

Data File Name: T:\13xx\1387\Data\4-13-11\1387CE101-1580.ema

## Subreport Number: 4



Polarity: Conducted  
Mode of Operation: Fully OP  
Notes: 24 VDC

Tested by: Michael Westman  
Printed

Signature

Reviewed by: Gerald V. Anderson  
Printed

Signature

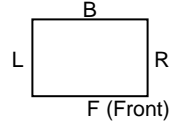
Mode of Operation Key	
#	Description
1	
2	
3	
4	
5	

J:\REPORTS\2006\10xx\1038\Rpt\_Docs\2011\1580\1387-CE101-1580-with tab data-mjw-gva.doc

# Conducted Emissions



America



FACE DEFINITION  
(TOP VIEW)

T = Top  
U = Under Side

Test Report #: NC1101387

Test Area: 3

EUT Model #: MIL1580-XXXX

Date: 14 April, 2011

EUT Serial #: None

EUT Power: 24 VDC

Temperature: 23 °C

Test Method: Mil Std 461F, CE101

Air Pressure: 99.1 kPa

Customer: Lind Electronics

Relative Humidity: 22 %

EUT Description: DC to DC Converter

Page: 16 of 34

Notes: \_\_\_\_\_

Data File Name: T:\13xx\1387\Data\4-13-11\1387CE101-1580.ema

Frequency (MHz)	Receiver (dB)	Transducer (dB)	Cable Loss (dB)	Preamp (dB)	Final Data (dB)	Limit	Differential (dB)
0.00003000	2.80	56.50	0.00	0.00	59.30	100.00	-40.70
0.00003513	2.56	55.40	0.00	0.00	57.96	100.00	-42.04
0.00003540	3.07	55.35	0.00	0.00	58.42	100.00	-41.58
0.00003945	4.27	54.60	0.00	0.00	58.87	100.00	-41.13
0.00004242	3.40	53.97	0.00	0.00	57.37	100.00	-42.63
0.00004593	5.95	53.26	0.00	0.00	59.21	100.00	-40.79
0.00004863	8.41	52.75	0.00	0.00	61.16	100.00	-38.84
0.00005106	16.24	52.27	0.00	0.00	68.51	100.00	-31.49
0.00005403	18.52	51.65	0.00	0.00	70.17	100.00	-29.83
0.00005565	19.58	51.33	0.00	0.00	70.91	100.00	-29.09
0.00005835	21.10	50.81	0.00	0.00	71.91	100.00	-28.09
0.00005970	21.27	50.55	0.00	0.00	71.83	100.00	-28.17
0.00006321	19.78	50.05	0.00	0.00	69.83	100.00	-30.17
0.00006510	19.09	49.79	0.00	0.00	68.88	100.00	-31.12
0.00006861	17.09	49.33	0.00	0.00	66.43	100.00	-33.57
0.00007050	14.45	49.10	0.00	0.00	63.55	100.00	-36.45
0.00007320	10.62	48.77	0.00	0.00	59.39	100.00	-40.61
0.00007590	7.40	48.46	0.00	0.00	55.86	100.00	-44.14
0.00007887	5.89	48.12	0.00	0.00	54.01	100.00	-45.99
0.00008211	4.12	47.84	0.00	0.00	51.96	100.00	-48.04
0.00008589	0.90	47.55	0.00	0.00	48.45	100.00	-51.55
0.00008778	4.61	47.42	0.00	0.00	52.03	100.00	-47.97
0.00009129	8.12	47.17	0.00	0.00	55.29	100.00	-44.71
0.00009426	7.93	46.97	0.00	0.00	54.90	100.00	-45.10
0.00009480	7.56	46.94	0.00	0.00	54.50	100.00	-45.50
0.00009750	6.18	46.76	0.00	0.00	52.94	100.00	-47.06
0.00010020	5.77	46.59	0.00	0.00	52.36	100.00	-47.64
0.00010290	4.04	46.39	0.00	0.00	50.43	100.00	-49.57
0.00010695	5.42	46.11	0.00	0.00	51.53	100.00	-48.47
0.00010992	2.54	45.91	0.00	0.00	48.45	100.00	-51.55
0.00011343	4.24	45.58	0.00	0.00	49.82	100.00	-50.18
0.00011586	5.29	45.36	0.00	0.00	50.65	100.00	-49.35
0.00011883	5.35	45.10	0.00	0.00	50.45	100.00	-49.55
0.00012099	7.08	44.95	0.00	0.00	52.03	100.00	-47.97

Tested by: Michael Westman  
Printed

Signature

Reviewed by: Gerald V. Anderson  
Printed

Signature

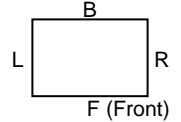
Mode of Operation Key	
#	Description
1	
2	
3	
4	
5	

J:\REPORTS\2006\10xx\1038\Rpt\_Docs\2011\1580\1387-CE101-1580-with tab data-mjw-gva.doc

# Conducted Emissions



America



FACE DEFINITION  
(TOP VIEW)

T = Top  
U = Under Side

Test Report #: NC1101387

Test Area: 3

EUT Model #: MIL1580-XXXX

Date: 14 April, 2011

EUT Serial #: None

EUT Power: 24 VDC

Temperature: 23 °C

Test Method: Mil Std 461F, CE101

Air Pressure: 99.1 kPa

Customer: Lind Electronics

Relative Humidity: 22 %

EUT Description: DC to DC Converter

Page: 17 of 34

Notes: \_\_\_\_\_

Data File Name: T:\13xx\1387\Data\4-13-11\1387CE101-1580.ema

0.00012180	6.42	44.91	0.00	0.00	51.33	100.00	-48.67
0.00012666	5.73	44.66	0.00	0.00	50.39	100.00	-49.61
0.00012747	6.66	44.62	0.00	0.00	51.28	100.00	-48.72
0.00013152	7.89	44.39	0.00	0.00	52.28	100.00	-47.72
0.00013368	10.32	44.24	0.00	0.00	54.56	100.00	-45.44
0.00013773	15.42	43.95	0.00	0.00	59.38	100.00	-40.62
0.00014043	17.76	43.77	0.00	0.00	61.53	100.00	-38.47
0.00014151	18.16	43.69	0.00	0.00	61.85	100.00	-38.15
0.00014421	19.19	43.50	0.00	0.00	62.69	100.00	-37.31
0.00014772	17.15	43.26	0.00	0.00	60.41	100.00	-39.59
0.00014880	14.99	43.18	0.00	0.00	58.17	100.00	-41.83
0.00015177	12.62	42.99	0.00	0.00	55.61	100.00	-44.39
0.00015582	10.60	42.75	0.00	0.00	53.35	100.00	-46.65
0.00015690	8.73	42.68	0.00	0.00	51.41	100.00	-48.59
0.00016014	6.82	42.49	0.00	0.00	49.31	100.00	-50.69
0.00016284	5.58	42.33	0.00	0.00	47.91	100.00	-52.09
0.00016689	6.81	42.08	0.00	0.00	48.89	100.00	-51.11
0.00016797	5.66	42.02	0.00	0.00	47.68	100.00	-52.32
0.00017148	7.66	41.81	0.00	0.00	49.47	100.00	-50.53
0.00017364	11.48	41.68	0.00	0.00	53.16	100.00	-46.84
0.00017715	11.52	41.47	0.00	0.00	52.99	100.00	-47.01
0.00018093	19.67	41.26	0.00	0.00	60.93	100.00	-39.07
0.00018363	25.47	41.15	0.00	0.00	66.62	100.00	-33.38
0.00018633	30.74	41.04	0.00	0.00	71.79	100.00	-28.21
0.00018903	34.29	40.94	0.00	0.00	75.23	100.00	-24.77
0.00019173	35.27	40.90	0.00	0.00	76.17	100.00	-23.83
0.00019308	35.86	40.90	0.00	0.00	76.76	100.00	-23.24
0.00019470	35.55	40.90	0.00	0.00	76.45	100.00	-23.55
0.00019740	34.58	40.90	0.00	0.00	75.48	100.00	-24.52
0.00020010	31.90	40.90	0.00	0.00	72.80	100.00	-27.20
0.00020280	28.09	40.81	0.00	0.00	68.91	100.00	-31.09
0.00020550	20.68	40.73	0.00	0.00	61.41	100.00	-38.59
0.00020874	14.42	40.64	0.00	0.00	55.06	100.00	-44.94
0.00021090	8.77	40.57	0.00	0.00	49.34	100.00	-50.66
0.00021522	9.46	40.41	0.00	0.00	49.87	100.00	-50.13
0.00021738	9.01	40.33	0.00	0.00	49.35	100.00	-50.65
0.00022143	8.92	40.19	0.00	0.00	49.11	100.00	-50.89
0.00022413	9.89	40.10	0.00	0.00	49.99	100.00	-50.01

Tested by: Michael Westman  
Printed

Signature

Reviewed by: Gerald V. Anderson  
Printed

Signature

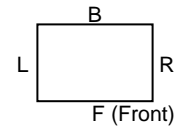
Mode of Operation Key	
#	Description
1	
2	
3	
4	
5	

J:\REPORTS\2006\10xx\1038\Rpt\_Docs\2011\1580\1387-CE101-1580-with  
tab data-mjw-gva.doc

# Conducted Emissions



America



Test Report #: NC1101387

Test Area: 3

FACE DEFINITION  
(TOP VIEW)

EUT Model #: MIL1580-XXXX

Date: 14 April, 2011

T = Top  
U = Under Side

EUT Serial #: None

EUT Power: 24 VDC

Temperature: 23 °C

Test Method: Mil Std 461F, CE101

Air Pressure: 99.1 kPa

Customer: Lind Electronics

Relative Humidity: 22 %

EUT Description: DC to DC Converter

Page: 18 of 34

Notes: \_\_\_\_\_

Data File Name: T:\13xx\1387\Data\4-13-11\1387CE101-1580.ema

0.00022440	10.46	40.09	0.00	0.00	50.55	100.00	-49.45
0.00022953	11.18	39.92	0.00	0.00	51.10	100.00	-48.90
0.00023115	14.14	39.86	0.00	0.00	54.01	100.00	-45.99
0.00023493	19.02	39.75	0.00	0.00	58.77	100.00	-41.23
0.00023763	20.22	39.67	0.00	0.00	59.89	100.00	-40.11
0.00024033	23.22	39.58	0.00	0.00	62.80	100.00	-37.20
0.00024060	23.09	39.58	0.00	0.00	62.67	100.00	-37.33
0.00024519	23.21	39.44	0.00	0.00	62.65	100.00	-37.35
0.00024600	21.69	39.42	0.00	0.00	61.11	100.00	-38.89
0.00025032	19.68	39.29	0.00	0.00	58.97	100.00	-41.03
0.00025140	17.84	39.24	0.00	0.00	57.08	100.00	-42.92
0.00025653	12.22	39.03	0.00	0.00	51.25	100.00	-48.75
0.00025680	11.87	39.02	0.00	0.00	50.89	100.00	-49.11
0.00025977	9.26	38.90	0.00	0.00	48.16	100.00	-51.84
0.00026220	6.30	38.80	0.00	0.00	45.11	100.00	-54.89
0.00026706	9.94	38.61	0.00	0.00	48.55	100.00	-51.45
0.00027003	9.38	38.50	0.00	0.00	47.88	100.00	-52.12
0.00027057	11.53	38.48	0.00	0.00	50.01	100.00	-49.99
0.00027543	11.74	38.28	0.00	0.00	50.02	100.00	-49.98
0.00027624	13.48	38.24	0.00	0.00	51.73	100.00	-48.27
0.00028056	14.14	38.07	0.00	0.00	52.21	100.00	-47.79
0.00028245	15.81	38.00	0.00	0.00	53.81	100.00	-46.19
0.00028596	15.27	37.86	0.00	0.00	53.13	100.00	-46.87
0.00028731	16.47	37.80	0.00	0.00	54.28	100.00	-45.72
0.00029001	17.93	37.70	0.00	0.00	55.63	100.00	-44.37
0.00029433	19.35	37.57	0.00	0.00	56.92	100.00	-43.08
0.00029460	19.47	37.56	0.00	0.00	57.03	100.00	-42.97
0.00029892	21.40	37.43	0.00	0.00	58.83	100.00	-41.17

Tested by: Michael Westman  
Printed

Signature

Reviewed by: Gerald V. Anderson  
Printed

Signature

Mode of Operation Key	
#	Description
1	
2	
3	
4	
5	

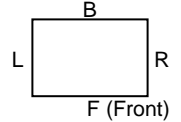
J:\REPORTS\2006\10xx\1038\Rpt\_Docs\2011\1580\1387-CE101-1580-with tab data-mjw-gva.doc

# Conducted Emissions



Test Report #: NC1101387 Test Area: 3  
 EUT Model #: MIL1580-XXXX Date: 14 April, 2011  
 EUT Serial #: None EUT Power: 24 VDC Temperature: 23 °C  
 Test Method: Mil Std 461F, CE101 Air Pressure: 99.1 kPa  
 Customer: Lind Electronics Relative Humidity: 22 %  
 EUT Description: DC to DC Converter Page: 19 of 34

FACE DEFINITION  
(TOP VIEW)



Notes: \_\_\_\_\_

Data File Name: T:\13xx\1387\Data\4-13-11\1387CE101-1580.ema

Frequency (MHz)	Receiver (dB)	Transducer (dB)	Cable Loss (dB)	Preamplifier (dB)	Final Data (dB)	Limit	Differential (dB)
0.00030000	20.24	37.39	0.00	0.00	57.64	100.00	-42.36
0.00030910	16.20	37.13	0.00	0.00	53.33	100.00	-46.67
0.00032030	10.94	37.00	0.00	0.00	47.94	100.00	-52.06
0.00032590	12.52	36.94	0.00	0.00	49.46	100.00	-50.54
0.00033430	21.51	36.81	0.00	0.00	58.32	100.00	-41.68
0.00033710	23.16	36.76	0.00	0.00	59.92	100.00	-40.08
0.00034200	21.94	36.66	0.00	0.00	58.60	100.00	-41.40
0.00034900	11.27	36.52	0.00	0.00	47.79	100.00	-52.21
0.00036090	12.16	36.20	0.00	0.00	48.36	100.00	-51.64
0.00036300	11.50	36.15	0.00	0.00	47.65	100.00	-52.35
0.00037630	18.73	35.80	0.00	0.00	54.53	100.00	-45.47
0.00038330	25.42	35.62	0.00	0.00	61.04	100.00	-38.96
0.00038610	26.19	35.55	0.00	0.00	61.74	100.00	-38.26
0.00039100	22.93	35.44	0.00	0.00	58.37	100.00	-41.63
0.00039870	16.50	35.26	0.00	0.00	51.76	100.00	-48.24
0.00041130	14.91	34.98	0.00	0.00	49.89	100.00	-50.11
0.00041760	19.23	34.87	0.00	0.00	54.10	100.00	-45.90
0.00042040	20.01	34.82	0.00	0.00	54.83	100.00	-45.17
0.00043230	21.80	34.63	0.00	0.00	56.43	100.00	-43.57
0.00043300	21.95	34.61	0.00	0.00	56.57	100.00	-43.43
0.00044000	16.47	34.50	0.00	0.00	50.97	100.00	-49.03
0.00044840	10.41	34.36	0.00	0.00	44.77	100.00	-55.23
0.00045610	10.07	34.23	0.00	0.00	44.30	100.00	-55.70
0.00046380	11.47	34.10	0.00	0.00	45.57	100.00	-54.43
0.00047430	15.59	33.93	0.00	0.00	49.52	100.00	-50.48
0.00047780	18.10	33.87	0.00	0.00	51.97	100.00	-48.03
0.00048340	15.62	33.77	0.00	0.00	49.39	100.00	-50.61
0.00049110	13.77	33.65	0.00	0.00	47.42	100.00	-52.58
0.00049600	10.51	33.56	0.00	0.00	44.08	100.00	-55.92
0.00050300	10.69	33.45	0.00	0.00	44.15	100.00	-55.85
0.00051630	12.14	33.25	0.00	0.00	45.39	100.00	-54.61
0.00052330	21.68	33.14	0.00	0.00	54.83	100.00	-45.17
0.00053030	23.77	33.04	0.00	0.00	56.81	100.00	-43.19
0.00053450	24.46	32.98	0.00	0.00	57.44	100.00	-42.56

Tested by: Michael Westman  
Printed

Signature

Reviewed by: Gerald V. Anderson  
Printed

Signature

Mode of Operation Key	
#	Description
1	
2	
3	
4	
5	

J:\REPORTS\2006\10xx\1038\Rpt\_Docs\2011\1580\1387-CE101-1580-with tab data-mjw-gva.doc



# Conducted Emissions

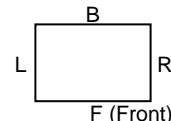


America

Test Report #: NC1101387

Test Area: 3

FACE DEFINITION  
(TOP VIEW)



EUT Model #: MIL1580-XXXX

Date: 14 April, 2011

T = Top  
U = Under Side

EUT Serial #: None

EUT Power: 24 VDC

Temperature: 23 °C

Test Method: Mil Std 461F, CE101

Air Pressure: 99.1 kPa

Customer: Lind Electronics

Relative Humidity: 22 %

EUT Description: DC to DC Converter

Page: 20 of 34

Notes: \_\_\_\_\_

Data File Name: T:\13xx\1387\Data\4-13-11\1387CE101-1580.ema

0.00054220	20.84	32.86	0.00	0.00	53.70	100.00	-46.30
0.00054500	15.15	32.81	0.00	0.00	47.96	100.00	-52.04
0.00055340	11.13	32.66	0.00	0.00	43.79	100.00	-56.21
0.00056530	17.51	32.45	0.00	0.00	49.96	100.00	-50.04
0.00057230	25.72	32.33	0.00	0.00	58.05	100.00	-41.95
0.00057930	28.07	32.21	0.00	0.00	60.28	100.00	-39.72
0.00058000	28.09	32.20	0.00	0.00	60.29	100.00	-39.71
0.00058700	25.66	32.11	0.00	0.00	57.77	100.00	-42.23
0.00059540	15.41	32.00	0.00	0.00	47.42	100.00	-52.58
0.00060310	12.13	31.91	0.00	0.00	44.04	100.00	-55.96
0.00061290	15.21	31.79	0.00	0.00	47.00	100.00	-53.00
0.00062130	21.15	31.68	0.00	0.00	52.83	100.00	-47.17
0.00062830	21.63	31.57	0.00	0.00	53.20	100.00	-46.80
0.00063110	21.71	31.53	0.00	0.00	53.24	100.00	-46.76
0.00063810	18.41	31.42	0.00	0.00	49.84	100.00	-50.16
0.00064650	16.86	31.30	0.00	0.00	48.16	100.00	-51.84
0.00065350	18.12	31.19	0.00	0.00	49.32	100.00	-50.68
0.00066190	18.58	31.08	0.00	0.00	49.66	100.00	-50.34
0.00066960	17.24	30.98	0.00	0.00	48.22	100.00	-51.78
0.00067310	18.83	30.94	0.00	0.00	49.77	100.00	-50.23
0.00067800	18.51	30.88	0.00	0.00	49.39	100.00	-50.61
0.00068780	17.13	30.76	0.00	0.00	47.89	100.00	-52.11
0.00069760	16.75	30.64	0.00	0.00	47.40	100.00	-52.60
0.00069970	16.83	30.62	0.00	0.00	47.45	100.00	-52.55
0.00071230	17.85	30.47	0.00	0.00	48.32	100.00	-51.68
0.00071930	26.54	30.39	0.00	0.00	56.93	100.00	-43.07
0.00072210	27.02	30.35	0.00	0.00	57.37	100.00	-42.63
0.00072700	25.85	30.29	0.00	0.00	56.14	100.00	-43.86
0.00073750	20.22	30.16	0.00	0.00	50.39	100.00	-49.61
0.00074100	17.07	30.12	0.00	0.00	47.20	100.00	-52.80
0.00075360	18.38	29.97	0.00	0.00	48.36	100.00	-51.64
0.00076130	23.51	29.89	0.00	0.00	53.40	100.00	-46.60
0.00076830	29.67	29.81	0.00	0.00	59.49	100.00	-40.51
0.00077180	31.00	29.78	0.00	0.00	60.78	100.00	-39.22
0.00077600	29.47	29.74	0.00	0.00	59.21	100.00	-40.79
0.00078300	25.69	29.67	0.00	0.00	55.36	100.00	-44.64
0.00079210	16.12	29.58	0.00	0.00	45.70	100.00	-54.30
0.00080260	16.31	29.47	0.00	0.00	45.78	100.00	-54.22

Tested by: Michael Westman  
Printed

Signature

Mode of Operation Key	
#	Description
1	
2	
3	
4	
5	

Reviewed by: Gerald V. Anderson  
Printed

Signature

J:\REPORTS\2006\10xx\1038\Rpt\_Docs\2011\1580\1387-CE101-1580-with tab data-mjw-gva.doc

# Conducted Emissions

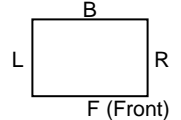


America

Test Report #: NC1101387

Test Area: 3

FACE DEFINITION  
(TOP VIEW)



EUT Model #: MIL1580-XXXX

Date: 14 April, 2011

T = Top  
U = Under Side

EUT Serial #: None

EUT Power: 24 VDC

Temperature: 23 °C

Test Method: Mil Std 461F, CE101

Air Pressure: 99.1 kPa

Customer: Lind Electronics

Relative Humidity: 22 %

EUT Description: DC to DC Converter

Page: 21 of 34

Notes: \_\_\_\_\_

Data File Name: T:\13xx\1387\Data\4-13-11\1387CE101-1580.ema

0.00081030	19.32	29.40	0.00	0.00	48.72	100.00	-51.28
0.00081660	24.49	29.33	0.00	0.00	53.82	100.00	-46.18
0.00082080	25.80	29.29	0.00	0.00	55.09	100.00	-44.91
0.00082500	23.80	29.25	0.00	0.00	53.05	100.00	-46.95
0.00083830	20.19	29.11	0.00	0.00	49.30	100.00	-50.70
0.00083900	20.15	29.10	0.00	0.00	49.26	100.00	-50.74
0.00084600	16.05	29.03	0.00	0.00	45.09	100.00	-54.91
0.00085790	17.50	28.92	0.00	0.00	46.42	100.00	-53.58
0.00086560	19.92	28.84	0.00	0.00	48.76	100.00	-51.24
0.00086700	18.82	28.83	0.00	0.00	47.65	100.00	-52.35
0.00087820	20.83	28.72	0.00	0.00	49.55	100.00	-50.45
0.00088660	17.28	28.63	0.00	0.00	45.91	100.00	-54.09
0.00089220	17.64	28.57	0.00	0.00	46.22	100.00	-53.78
0.00089710	18.42	28.52	0.00	0.00	46.95	100.00	-53.05
0.00090830	21.56	28.41	0.00	0.00	49.97	100.00	-50.03
0.00091530	24.65	28.34	0.00	0.00	53.00	100.00	-47.00
0.00091600	24.69	28.34	0.00	0.00	53.03	100.00	-46.97
0.00092300	23.67	28.27	0.00	0.00	51.94	100.00	-48.06
0.00093000	22.12	28.20	0.00	0.00	50.32	100.00	-49.68
0.00094120	14.13	28.10	0.00	0.00	42.23	100.00	-57.77
0.00095030	13.68	28.02	0.00	0.00	41.70	100.00	-58.30
0.00095660	24.87	27.97	0.00	0.00	52.84	100.00	-47.16
0.00096430	25.09	27.90	0.00	0.00	52.99	100.00	-47.01
0.00096500	25.17	27.89	0.00	0.00	53.07	100.00	-46.93
0.00097200	23.92	27.83	0.00	0.00	51.76	100.00	-48.24
0.00097900	18.86	27.78	0.00	0.00	46.64	100.00	-53.36
0.00098600	14.38	27.72	0.00	0.00	42.10	100.00	-57.90
0.00099370	13.86	27.65	0.00	0.00	41.51	100.00	-58.49

Tested by: Michael Westman  
Printed

Signature

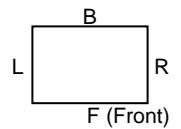
Reviewed by: Gerald V. Anderson  
Printed

Signature

Mode of Operation Key	
#	Description
1	
2	
3	
4	
5	

J:\REPORTS\2006\10xx\1038\Rpt\_Docs\2011\1580\1387-CE101-1580-with tab data-mjw-gva.doc

# Conducted Emissions



Test Report #: NC1101387

Test Area: 3

EUT Model #: MIL1580-XXXX

Date: 14 April, 2011

FACE DEFINITION (TOP VIEW)

T = Top  
U = Under Side

EUT Serial #: None

EUT Power: 24 VDC

Temperature: 23 °C

Test Method: Mil Std 461F, CE101

Air Pressure: 99.1 kPa

Customer: Lind Electronics

Relative Humidity: 22 %

EUT Description: DC to DC Converter

Page: 22 of 34

Notes: \_\_\_\_\_

Data File Name: T:\13xx\1387\Data\4-13-11\1387CE101-1580.ema

Frequency (MHz)	Receiver (dB)	Transducer (dB)	Cable Loss (dB)	Preamplifier (dB)	Final Data (dB)	Limit	Differential (dB)
0.00101800	29.98	27.44	0.00	0.00	57.42	99.85	-42.42
0.00109900	26.80	26.78	0.00	0.00	53.58	99.18	-45.60
0.00118000	24.19	26.21	0.00	0.00	50.40	98.56	-48.16
0.00129700	22.16	25.37	0.00	0.00	47.54	97.74	-50.20
0.00136900	19.95	24.92	0.00	0.00	44.88	97.27	-52.40
0.00145900	18.80	24.40	0.00	0.00	43.20	96.72	-53.52
0.00161200	16.28	23.54	0.00	0.00	39.83	95.85	-56.03
0.00170200	14.98	23.09	0.00	0.00	38.07	95.38	-57.31
0.00179200	13.52	22.64	0.00	0.00	36.16	94.93	-58.77
0.00189100	14.32	22.15	0.00	0.00	36.48	94.47	-57.99
0.00194500	12.92	21.90	0.00	0.00	34.83	94.22	-59.39
0.00207100	15.10	21.41	0.00	0.00	36.51	93.68	-57.17
0.00216100	13.98	21.07	0.00	0.00	35.06	93.31	-58.25
0.00221500	15.64	20.86	0.00	0.00	36.50	93.09	-56.59
0.00230500	15.78	20.50	0.00	0.00	36.29	92.75	-56.46
0.00235000	12.21	20.33	0.00	0.00	32.55	92.58	-60.03
0.00248500	13.35	19.85	0.00	0.00	33.20	92.09	-58.89
0.00255700	11.99	19.61	0.00	0.00	31.60	91.85	-60.25
0.00263800	8.68	19.34	0.00	0.00	28.03	91.57	-63.55
0.00279100	8.80	18.86	0.00	0.00	27.66	91.08	-63.42
0.00282700	8.57	18.75	0.00	0.00	27.32	90.97	-63.65
0.00292600	6.99	18.45	0.00	0.00	25.44	90.67	-65.23
0.00299800	6.67	18.23	0.00	0.00	24.91	90.46	-65.55
0.00307000	6.31	18.03	0.00	0.00	24.35	90.26	-65.91
0.00322300	8.21	17.62	0.00	0.00	25.83	89.83	-64.00
0.00325900	8.54	17.52	0.00	0.00	26.07	89.74	-63.67
0.00337600	7.51	17.21	0.00	0.00	24.73	89.43	-64.70
0.00343900	7.87	17.05	0.00	0.00	24.93	89.27	-64.34
0.00357400	7.94	16.72	0.00	0.00	24.67	88.94	-64.27
0.00362800	8.67	16.59	0.00	0.00	25.27	88.81	-63.54
0.00377200	8.44	16.26	0.01	0.00	24.70	88.47	-63.77
0.00381700	9.22	16.16	0.01	0.00	25.38	88.37	-62.98
0.00396100	10.94	15.84	0.01	0.00	26.79	88.04	-61.26
0.00403300	11.05	15.69	0.01	0.00	26.74	87.89	-61.15

Tested by: Michael Westman  
Printed

Signature

Reviewed by: Gerald V. Anderson  
Printed

Signature

Mode of Operation Key	
#	Description
1	
2	
3	
4	
5	

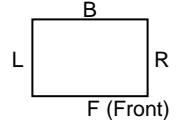
J:\REPORTS\2006\10xx\1038\Rpt\_Docs\2011\1580\1387-CE101-1580-with tab data-mjw-gva.doc

# Conducted Emissions



Test Report #: NC1101387 Test Area: 3  
 EUT Model #: MIL1580-XXXX Date: 14 April, 2011  
 EUT Serial #: None EUT Power: 24 VDC Temperature: 23 °C  
 Test Method: Mil Std 461F, CE101 Air Pressure: 99.1 kPa  
 Customer: Lind Electronics Relative Humidity: 22 %  
 EUT Description: DC to DC Converter Page: 23 of 34

FACE DEFINITION  
(TOP VIEW)



Notes: \_\_\_\_\_

Data File Name: T:\13xx\1387\Data\4-13-11\1387CE101-1580.ema

0.00407800	10.18	15.59	0.01	0.00	25.78	87.79	-62.01
0.00423100	12.19	15.28	0.01	0.00	27.47	87.47	-60.00
0.00432100	13.17	15.10	0.01	0.00	28.27	87.29	-59.01
0.00436600	14.19	15.01	0.01	0.00	29.21	87.20	-57.99
0.00447400	12.75	14.80	0.01	0.00	27.56	86.99	-59.43
0.00459100	13.98	14.58	0.01	0.00	28.57	86.76	-58.19
0.00461800	15.18	14.54	0.01	0.00	29.73	86.71	-56.98
0.00476200	14.53	14.32	0.01	0.00	28.86	86.44	-57.59
0.00483400	15.14	14.21	0.01	0.00	29.36	86.31	-56.96
0.00487900	13.50	14.15	0.01	0.00	27.65	86.23	-58.58
0.00496000	13.38	14.01	0.01	0.00	27.40	86.09	-58.69
0.00505000	11.88	13.86	0.01	0.00	25.74	85.93	-60.19
0.00519400	11.26	13.61	0.01	0.00	24.88	85.69	-60.81
0.00527500	10.88	13.48	0.01	0.00	24.36	85.56	-61.19
0.00534700	11.13	13.36	0.01	0.00	24.50	85.44	-60.94
0.00543700	11.44	13.22	0.01	0.00	24.66	85.29	-60.63
0.00550900	11.20	13.10	0.01	0.00	24.31	85.18	-60.87
0.00559000	10.84	12.98	0.01	0.00	23.82	85.05	-61.23
0.00573400	10.81	12.78	0.01	0.00	23.60	84.83	-61.24
0.00577000	8.15	12.73	0.01	0.00	20.89	84.78	-63.89
0.00590500	7.58	12.56	0.01	0.00	20.15	84.58	-64.42
0.00595000	7.25	12.51	0.01	0.00	19.77	84.51	-64.74
0.00605800	7.50	12.37	0.01	0.00	19.88	84.35	-64.47
0.00615700	7.99	12.23	0.01	0.00	20.23	84.21	-63.98
0.00624700	6.09	12.11	0.01	0.00	18.20	84.09	-65.88
0.00631900	7.18	12.01	0.01	0.00	19.19	83.99	-64.79
0.00643600	7.19	11.85	0.01	0.00	19.04	83.83	-64.78
0.00650800	4.80	11.75	0.01	0.00	16.56	83.73	-67.18
0.00663400	5.50	11.58	0.01	0.00	17.09	83.56	-66.48
0.00669700	5.02	11.50	0.01	0.00	16.53	83.48	-66.96
0.00684100	6.18	11.31	0.01	0.00	17.50	83.30	-65.80
0.00685900	4.09	11.29	0.01	0.00	15.39	83.27	-67.89
0.00694000	4.28	11.19	0.01	0.00	15.48	83.17	-67.70
0.00706600	4.55	11.06	0.01	0.00	15.62	83.02	-67.40
0.00715600	4.33	10.97	0.01	0.00	15.31	82.91	-67.60
0.00722800	4.39	10.90	0.01	0.00	15.30	82.82	-67.52
0.00733600	4.83	10.79	0.01	0.00	15.63	82.69	-67.06
0.00745300	3.49	10.68	0.01	0.00	14.17	82.55	-68.38

Tested by: Michael Westman  
Printed

Signature

Reviewed by: Gerald V. Anderson  
Printed

Signature

Mode of Operation Key	
#	Description
1	
2	
3	
4	
5	

J:\REPORTS\2006\10xx\1038\Rpt\_Docs\2011\1580\1387-CE101-1580-with tab data-mjw-gva.doc

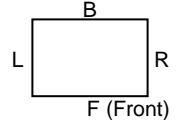
# Conducted Emissions



Test Report #: NC1101387

Test Area: 3

FACE DEFINITION  
(TOP VIEW)



EUT Model #: MIL1580-XXXX

Date: 14 April, 2011

T = Top  
U = Under Side

EUT Serial #: None

EUT Power: 24 VDC

Temperature: 23 °C

Test Method: Mil Std 461F, CE101

Air Pressure: 99.1 kPa

Customer: Lind Electronics

Relative Humidity: 22 %

EUT Description: DC to DC Converter

Page: 24 of 34

Notes: \_\_\_\_\_

Data File Name: T:\13xx\1387\Data\4-13-11\1387CE101-1580.ema

0.00751600	5.68	10.62	0.01	0.00	16.30	82.48	-66.18
0.00764200	2.87	10.50	0.01	0.00	13.37	82.34	-68.96
0.00766000	3.83	10.48	0.01	0.00	14.32	82.32	-68.00
0.00783100	3.82	10.32	0.01	0.00	14.15	82.12	-67.98
0.00784900	3.72	10.30	0.01	0.00	14.03	82.10	-68.07
0.00799300	2.51	10.16	0.01	0.00	12.68	81.95	-69.26
0.00802900	2.48	10.13	0.01	0.00	12.61	81.91	-69.29
0.00818200	3.24	9.96	0.01	0.00	13.21	81.74	-68.53
0.00820000	4.12	9.94	0.01	0.00	14.07	81.72	-67.65
0.00832600	4.63	9.81	0.01	0.00	14.45	81.59	-67.14
0.00840700	5.05	9.73	0.01	0.00	14.78	81.51	-66.72
0.00852400	4.05	9.61	0.01	0.00	13.66	81.39	-67.72
0.00858700	2.55	9.55	0.01	0.00	12.11	81.32	-69.21
0.00865900	3.40	9.49	0.01	0.00	12.90	81.25	-68.35
0.00879400	3.59	9.38	0.01	0.00	12.98	81.12	-68.14
0.00891100	3.25	9.28	0.01	0.00	12.54	81.00	-68.46
0.00896500	4.06	9.24	0.01	0.00	13.31	80.95	-67.64
0.00902800	3.81	9.19	0.01	0.00	13.01	80.89	-67.88
0.00912700	4.19	9.11	0.01	0.00	13.31	80.79	-67.48
0.00927100	2.45	9.05	0.01	0.00	11.51	80.66	-69.15
0.00928900	3.63	9.05	0.01	0.00	12.68	80.64	-67.96
0.00944200	3.08	8.99	0.01	0.00	12.08	80.50	-68.42
0.00954100	1.80	8.96	0.01	0.00	10.77	80.41	-69.64
0.00962200	3.30	8.93	0.01	0.00	12.24	80.33	-68.10
0.00965800	4.17	8.92	0.01	0.00	13.09	80.30	-67.21
0.00981100	3.61	8.86	0.01	0.00	12.48	80.17	-67.68
0.00985600	3.73	8.85	0.01	0.00	12.59	80.13	-67.54
0.00993700	2.93	8.82	0.01	0.00	11.76	80.05	-68.30

Tested by: Michael Westman  
Printed

Signature

Reviewed by: Gerald V. Anderson  
Printed

Signature

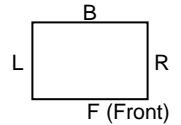
Mode of Operation Key	
#	Description
1	
2	
3	
4	
5	

J:\REPORTS\2006\10xx\1038\Rpt\_Docs\2011\1580\1387-CE101-1580-with tab data-mjw-gva.doc

# Conducted Emissions



America



FACE DEFINITION  
(TOP VIEW)

T = Top  
U = Under Side

Test Report #: NC1101387

Test Area: 3

EUT Model #: MIL1580-XXXX

Date: 14 April, 2011

EUT Serial #: None

EUT Power: 24 VDC

Temperature: 23 °C

Test Method: Mil Std 461F, CE101

Air Pressure: 99.1 kPa

Customer: Lind Electronics

Relative Humidity: 22 %

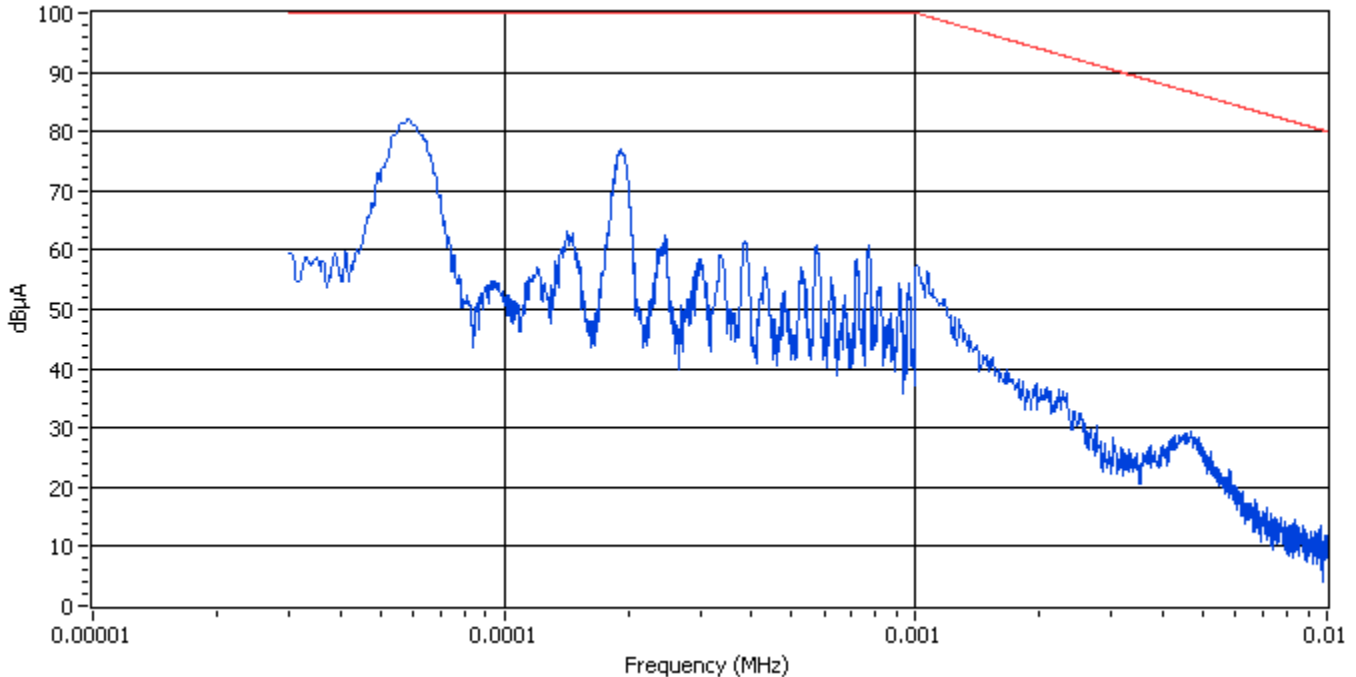
EUT Description: DC to DC Converter

Page: 25 of 34

Notes: \_\_\_\_\_

Data File Name: T:\13xx\1387\Data\4-13-11\1387CE101-1580.ema

## Subreport Number: 5



Polarity: Conducted  
Mode of Operation: Fully OP  
Notes: DC Return

Tested by: Michael Westman  
Printed

Signature

Reviewed by: Gerald V. Anderson  
Printed

Signature

Mode of Operation Key	
#	Description
1	
2	
3	
4	
5	

J:\REPORTS\2006\10xx\1038\Rpt\_Docs\2011\1580\1387-CE101-1580-with tab data-mjw-gva.doc

# Conducted Emissions

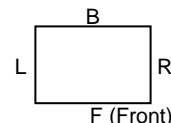


America

Test Report #: NC1101387

Test Area: 3

FACE DEFINITION  
(TOP VIEW)



EUT Model #: MIL1580-XXXX

Date: 14 April, 2011

T = Top  
U = Under Side

EUT Serial #: None

EUT Power: 24 VDC

Temperature: 23 °C

Test Method: Mil Std 461F, CE101

Air Pressure: 99.1 kPa

Customer: Lind Electronics

Relative Humidity: 22 %

EUT Description: DC to DC Converter

Page: 26 of 34

Notes: \_\_\_\_\_

Data File Name: T:\13xx\1387\Data\4-13-11\1387CE101-1580.ema

Frequency (MHz)	Receiver (dB)	Transducer (dB)	Cable Loss (dB)	Preamp (dB)	Final Data (dB)	Limit	Differential (dB)
0.00003027	2.94	56.44	0.00	0.00	59.38	100.00	-40.62
0.00003297	3.01	55.84	0.00	0.00	58.85	100.00	-41.15
0.00003621	2.95	55.19	0.00	0.00	58.14	100.00	-41.86
0.00003864	4.62	54.74	0.00	0.00	59.36	100.00	-40.64
0.00004107	5.41	54.26	0.00	0.00	59.67	100.00	-40.33
0.00004593	9.78	53.26	0.00	0.00	63.04	100.00	-36.96
0.00004863	17.03	52.75	0.00	0.00	69.78	100.00	-30.22
0.00005133	22.59	52.21	0.00	0.00	74.80	100.00	-25.20
0.00005376	27.82	51.70	0.00	0.00	79.53	100.00	-20.47
0.00005619	30.30	51.22	0.00	0.00	81.52	100.00	-18.48
0.00005835	31.27	50.81	0.00	0.00	82.08	100.00	-17.92
0.00006024	30.71	50.47	0.00	0.00	81.18	100.00	-18.82
0.00006240	29.35	50.16	0.00	0.00	79.51	100.00	-20.49
0.00006510	27.18	49.79	0.00	0.00	76.97	100.00	-23.03
0.00006780	23.66	49.44	0.00	0.00	73.10	100.00	-26.90
0.00007050	17.93	49.10	0.00	0.00	67.03	100.00	-32.97
0.00007347	13.44	48.74	0.00	0.00	62.18	100.00	-37.82
0.00007590	9.03	48.46	0.00	0.00	57.49	100.00	-42.51
0.00007914	3.52	48.09	0.00	0.00	51.61	100.00	-48.39
0.00008130	4.31	47.90	0.00	0.00	52.21	100.00	-47.79
0.00008589	3.51	47.55	0.00	0.00	51.06	100.00	-48.94
0.00008913	5.35	47.32	0.00	0.00	52.67	100.00	-47.33
0.00009048	6.82	47.23	0.00	0.00	54.05	100.00	-45.95
0.00009264	7.73	47.08	0.00	0.00	54.81	100.00	-45.19
0.00009480	7.63	46.94	0.00	0.00	54.57	100.00	-45.43
0.00009750	6.76	46.76	0.00	0.00	53.52	100.00	-46.48
0.00010101	5.84	46.53	0.00	0.00	52.37	100.00	-47.63
0.00010398	5.38	46.31	0.00	0.00	51.69	100.00	-48.31
0.00010587	5.07	46.18	0.00	0.00	51.25	100.00	-48.75
0.00011046	3.38	45.86	0.00	0.00	49.24	100.00	-50.76
0.00011316	9.27	45.61	0.00	0.00	54.88	100.00	-45.12
0.00011505	10.06	45.44	0.00	0.00	55.50	100.00	-44.50
0.00011829	10.74	45.15	0.00	0.00	55.89	100.00	-44.11
0.00012018	12.27	44.99	0.00	0.00	57.26	100.00	-42.74

Tested by: Michael Westman  
Printed

Signature

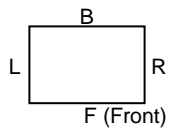
Mode of Operation Key	
#	Description
1	
2	
3	
4	
5	

Reviewed by: Gerald V. Anderson  
Printed

Signature

J:\REPORTS\2006\10xx\1038\Rpt\_Docs\2011\1580\1387-CE101-1580-with tab data-mjw-gva.doc

# Conducted Emissions



Test Report #: NC1101387

Test Area: 3

EUT Model #: MIL1580-XXXX

Date: 14 April, 2011

EUT Serial #: None

EUT Power: 24 VDC

Temperature: 23 °C

Test Method: Mil Std 461F, CE101

Air Pressure: 99.1 kPa

Customer: Lind Electronics

Relative Humidity: 22 %

EUT Description: DC to DC Converter

Page: 27 of 34

Notes: \_\_\_\_\_

Data File Name: T:\13xx\1387\Data\4-13-11\1387CE101-1580.ema

0.00012180	11.01	44.91	0.00	0.00	55.92	100.00	-44.08
0.00012504	9.49	44.74	0.00	0.00	54.23	100.00	-45.77
0.00012909	7.62	44.54	0.00	0.00	52.16	100.00	-47.84
0.00013233	13.11	44.33	0.00	0.00	57.44	100.00	-42.56
0.00013260	13.74	44.31	0.00	0.00	58.05	100.00	-41.95
0.00013773	15.97	43.95	0.00	0.00	59.93	100.00	-40.07
0.00013827	16.44	43.92	0.00	0.00	60.36	100.00	-39.64
0.00014205	19.59	43.65	0.00	0.00	63.24	100.00	-36.76
0.00014448	18.81	43.48	0.00	0.00	62.29	100.00	-37.71
0.00014664	19.36	43.33	0.00	0.00	62.69	100.00	-37.31
0.00014988	16.29	43.11	0.00	0.00	59.40	100.00	-40.60
0.00015231	15.02	42.96	0.00	0.00	57.98	100.00	-42.02
0.00015474	10.20	42.81	0.00	0.00	53.01	100.00	-46.99
0.00015690	7.01	42.68	0.00	0.00	49.69	100.00	-50.31
0.00016095	5.66	42.44	0.00	0.00	48.10	100.00	-51.90
0.00016338	5.81	42.29	0.00	0.00	48.10	100.00	-51.90
0.00016635	7.10	42.11	0.00	0.00	49.22	100.00	-50.78
0.00016986	10.89	41.91	0.00	0.00	52.80	100.00	-47.20
0.00017229	14.37	41.76	0.00	0.00	56.13	100.00	-43.87
0.00017553	17.14	41.56	0.00	0.00	58.70	100.00	-41.30
0.00017823	20.88	41.40	0.00	0.00	62.28	100.00	-37.72
0.00018093	23.87	41.26	0.00	0.00	65.13	100.00	-34.87
0.00018282	29.04	41.18	0.00	0.00	70.23	100.00	-29.77
0.00018606	33.14	41.06	0.00	0.00	74.20	100.00	-25.80
0.00018903	35.34	40.94	0.00	0.00	76.28	100.00	-23.72
0.00019173	36.01	40.90	0.00	0.00	76.91	100.00	-23.09
0.00019200	36.03	40.90	0.00	0.00	76.93	100.00	-23.07
0.00019470	35.19	40.90	0.00	0.00	76.09	100.00	-23.91
0.00019740	33.61	40.90	0.00	0.00	74.51	100.00	-25.49
0.00020010	30.41	40.90	0.00	0.00	71.31	100.00	-28.69
0.00020280	25.84	40.81	0.00	0.00	66.66	100.00	-33.34
0.00020550	17.86	40.73	0.00	0.00	58.59	100.00	-41.41
0.00020820	12.85	40.65	0.00	0.00	53.50	100.00	-46.50
0.00021306	9.79	40.49	0.00	0.00	50.28	100.00	-49.72
0.00021522	9.41	40.41	0.00	0.00	49.82	100.00	-50.18
0.00021630	6.27	40.37	0.00	0.00	46.64	100.00	-53.36
0.00021927	6.90	40.27	0.00	0.00	47.17	100.00	-52.83
0.00022332	8.61	40.13	0.00	0.00	48.74	100.00	-51.26

Tested by: Michael Westman  
Printed

Signature

Reviewed by: Gerald V. Anderson  
Printed

Signature

Mode of Operation Key	
#	Description
1	
2	
3	
4	
5	

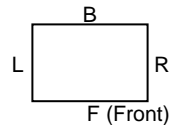
J:\REPORTS\2006\10xx\1038\Rpt\_Docs\2011\1580\1387-CE101-1580-with tab data-mjw-gva.doc



# Conducted Emissions



America



FACE DEFINITION  
(TOP VIEW)

T = Top  
U = Under Side

Test Report #: NC1101387

Test Area: 3

EUT Model #: MIL1580-XXXX

Date: 14 April, 2011

EUT Serial #: None

EUT Power: 24 VDC

Temperature: 23 °C

Test Method: Mil Std 461F, CE101

Air Pressure: 99.1 kPa

Customer: Lind Electronics

Relative Humidity: 22 %

EUT Description: DC to DC Converter

Page: 28 of 34

Notes: \_\_\_\_\_

Data File Name: T:\13xx\1387\Data\4-13-11\1387CE101-1580.ema

0.00022548	11.23	40.05	0.00	0.00	51.28	100.00	-48.72
0.00022899	14.59	39.93	0.00	0.00	54.52	100.00	-45.48
0.00023223	15.96	39.83	0.00	0.00	55.79	100.00	-44.21
0.00023493	17.58	39.75	0.00	0.00	57.33	100.00	-42.67
0.00023655	20.53	39.70	0.00	0.00	60.23	100.00	-39.77
0.00024033	20.86	39.58	0.00	0.00	60.44	100.00	-39.56
0.00024060	20.87	39.58	0.00	0.00	60.45	100.00	-39.55
0.00024573	22.98	39.42	0.00	0.00	62.41	100.00	-37.59
0.00024600	22.97	39.42	0.00	0.00	62.39	100.00	-37.61
0.00024870	20.27	39.34	0.00	0.00	59.61	100.00	-40.39
0.00025140	16.04	39.24	0.00	0.00	55.28	100.00	-44.72
0.00025545	11.19	39.08	0.00	0.00	50.27	100.00	-49.73
0.00025680	9.69	39.02	0.00	0.00	48.71	100.00	-51.29
0.00026139	8.36	38.84	0.00	0.00	47.20	100.00	-52.80
0.00026409	8.53	38.73	0.00	0.00	47.26	100.00	-52.74
0.00026733	6.82	38.60	0.00	0.00	45.42	100.00	-54.58
0.00026868	12.10	38.55	0.00	0.00	50.65	100.00	-49.35
0.00027219	7.32	38.41	0.00	0.00	45.73	100.00	-54.27
0.00027354	11.72	38.35	0.00	0.00	50.08	100.00	-49.92
0.00027705	13.35	38.21	0.00	0.00	51.56	100.00	-48.44
0.00028083	13.55	38.06	0.00	0.00	51.61	100.00	-48.39
0.00028110	13.45	38.05	0.00	0.00	51.50	100.00	-48.50
0.00028596	15.55	37.86	0.00	0.00	53.41	100.00	-46.59
0.00028731	17.51	37.80	0.00	0.00	55.32	100.00	-44.68
0.00029028	18.79	37.69	0.00	0.00	56.48	100.00	-43.52
0.00029352	20.12	37.59	0.00	0.00	57.71	100.00	-42.29
0.00029514	19.79	37.54	0.00	0.00	57.33	100.00	-42.67
0.00029865	21.12	37.44	0.00	0.00	58.56	100.00	-41.44

Tested by: Michael Westman  
Printed

Signature

Reviewed by: Gerald V. Anderson  
Printed

Signature

Mode of Operation Key	
#	Description
1	
2	
3	
4	
5	

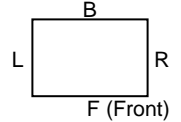
J:\REPORTS\2006\10xx\1038\Rpt\_Docs\2011\1580\1387-CE101-1580-with tab data-mjw-gva.doc

# Conducted Emissions



Test Report #: NC1101387 Test Area: 3  
 EUT Model #: MIL1580-XXXX Date: 14 April, 2011  
 EUT Serial #: None EUT Power: 24 VDC Temperature: 23 °C  
 Test Method: Mil Std 461F, CE101 Air Pressure: 99.1 kPa  
 Customer: Lind Electronics Relative Humidity: 22 %  
 EUT Description: DC to DC Converter Page: 29 of 34

FACE DEFINITION  
(TOP VIEW)



T = Top  
U = Under Side

Notes: \_\_\_\_\_

Data File Name: T:\13xx\1387\Data\4-13-11\1387CE101-1580.ema

Frequency (MHz)	Receiver (dB)	Transducer (dB)	Cable Loss (dB)	Preamplifier (dB)	Final Data (dB)	Limit	Differential (dB)
0.00030140	20.48	37.35	0.00	0.00	57.83	100.00	-42.17
0.00030980	17.32	37.11	0.00	0.00	54.43	100.00	-45.57
0.00031400	13.56	37.06	0.00	0.00	50.62	100.00	-49.38
0.00032730	16.42	36.93	0.00	0.00	53.35	100.00	-46.65
0.00033430	22.33	36.81	0.00	0.00	59.14	100.00	-40.86
0.00033500	22.37	36.80	0.00	0.00	59.17	100.00	-40.83
0.00034200	20.40	36.66	0.00	0.00	57.06	100.00	-42.94
0.00035320	13.52	36.41	0.00	0.00	49.93	100.00	-50.07
0.00036160	13.24	36.18	0.00	0.00	49.42	100.00	-50.58
0.00036300	11.89	36.15	0.00	0.00	48.04	100.00	-51.96
0.00037630	18.52	35.80	0.00	0.00	54.32	100.00	-45.68
0.00038260	25.66	35.64	0.00	0.00	61.30	100.00	-38.70
0.00038540	25.98	35.57	0.00	0.00	61.55	100.00	-38.45
0.00039100	22.91	35.44	0.00	0.00	58.35	100.00	-41.65
0.00039800	12.91	35.27	0.00	0.00	48.19	100.00	-51.81
0.00041130	9.41	34.98	0.00	0.00	44.39	100.00	-55.61
0.00041830	16.95	34.86	0.00	0.00	51.81	100.00	-48.19
0.00042250	17.87	34.79	0.00	0.00	52.66	100.00	-47.34
0.00043090	22.36	34.65	0.00	0.00	57.01	100.00	-42.99
0.00043300	21.50	34.61	0.00	0.00	56.12	100.00	-43.88
0.00044000	16.65	34.50	0.00	0.00	51.15	100.00	-48.85
0.00045190	14.09	34.30	0.00	0.00	48.39	100.00	-51.61
0.00045400	11.62	34.26	0.00	0.00	45.88	100.00	-54.12
0.00046660	13.03	34.06	0.00	0.00	47.09	100.00	-52.91
0.00047290	16.93	33.95	0.00	0.00	50.88	100.00	-49.12
0.00047920	19.11	33.84	0.00	0.00	52.95	100.00	-47.05
0.00048410	16.22	33.76	0.00	0.00	49.98	100.00	-50.02
0.00048970	15.84	33.67	0.00	0.00	49.51	100.00	-50.49
0.00049600	12.35	33.56	0.00	0.00	45.92	100.00	-54.08
0.00050580	12.17	33.41	0.00	0.00	45.58	100.00	-54.42
0.00051560	11.80	33.26	0.00	0.00	45.06	100.00	-54.94
0.00052260	21.71	33.16	0.00	0.00	54.87	100.00	-45.13
0.00052680	24.01	33.09	0.00	0.00	57.10	100.00	-42.90
0.00053170	23.30	33.02	0.00	0.00	56.32	100.00	-43.68

Tested by: Michael Westman  
Printed

Signature

Reviewed by: Gerald V. Anderson  
Printed

Signature

Mode of Operation Key	
#	Description
1	
2	
3	
4	
5	

J:\REPORTS\2006\10xx\1038\Rpt\_Docs\2011\1580\1387-CE101-1580-with tab data-mjw-gva.doc

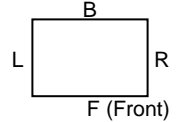
# Conducted Emissions



Test Report #: NC1101387

Test Area: 3

FACE DEFINITION  
(TOP VIEW)



EUT Model #: MIL1580-XXXX

Date: 14 April, 2011

T = Top  
U = Under Side

EUT Serial #: None

EUT Power: 24 VDC

Temperature: 23 °C

Test Method: Mil Std 461F, CE101

Air Pressure: 99.1 kPa

Customer: Lind Electronics

Relative Humidity: 22 %

EUT Description: DC to DC Converter

Page: 30 of 34

Notes: \_\_\_\_\_

Data File Name: T:\13xx\1387\Data\4-13-11\1387CE101-1580.ema

0.00054080	21.25	32.89	0.00	0.00	54.14	100.00	-45.86
0.00054500	15.12	32.81	0.00	0.00	47.93	100.00	-52.07
0.00055200	13.77	32.68	0.00	0.00	46.46	100.00	-53.54
0.00056530	20.04	32.45	0.00	0.00	52.49	100.00	-47.51
0.00057230	28.15	32.33	0.00	0.00	60.48	100.00	-39.52
0.00057370	28.55	32.31	0.00	0.00	60.86	100.00	-39.14
0.00058000	27.16	32.20	0.00	0.00	59.36	100.00	-40.64
0.00058700	22.28	32.11	0.00	0.00	54.39	100.00	-45.61
0.00059890	13.47	31.96	0.00	0.00	45.43	100.00	-54.57
0.00060450	16.26	31.89	0.00	0.00	48.15	100.00	-51.85
0.00061220	13.46	31.79	0.00	0.00	45.26	100.00	-54.74
0.00062130	21.28	31.68	0.00	0.00	52.96	100.00	-47.04
0.00062410	23.66	31.64	0.00	0.00	55.30	100.00	-44.70
0.00062900	21.57	31.56	0.00	0.00	53.13	100.00	-46.87
0.00063950	15.26	31.40	0.00	0.00	46.66	100.00	-53.34
0.00064300	12.32	31.35	0.00	0.00	43.67	100.00	-56.33
0.00065140	14.99	31.23	0.00	0.00	46.22	100.00	-53.78
0.00066120	16.60	31.09	0.00	0.00	47.69	100.00	-52.31
0.00066890	19.54	30.99	0.00	0.00	50.53	100.00	-49.47
0.00067380	21.44	30.93	0.00	0.00	52.37	100.00	-47.63
0.00067940	16.95	30.86	0.00	0.00	47.81	100.00	-52.19
0.00068500	15.18	30.79	0.00	0.00	45.98	100.00	-54.02
0.00069480	13.78	30.68	0.00	0.00	44.46	100.00	-55.54
0.00070180	17.04	30.60	0.00	0.00	47.64	100.00	-52.36
0.00071230	21.61	30.47	0.00	0.00	52.08	100.00	-47.92
0.00071650	27.89	30.42	0.00	0.00	58.31	100.00	-41.69
0.00072140	26.81	30.36	0.00	0.00	57.17	100.00	-42.83
0.00072700	25.54	30.29	0.00	0.00	55.83	100.00	-44.17
0.00074030	16.35	30.13	0.00	0.00	46.48	100.00	-53.52
0.00074520	20.03	30.07	0.00	0.00	50.11	100.00	-49.89
0.00075290	16.86	29.98	0.00	0.00	46.84	100.00	-53.16
0.00076130	28.06	29.89	0.00	0.00	57.95	100.00	-42.05
0.00076690	30.15	29.83	0.00	0.00	59.98	100.00	-40.02
0.00077040	30.90	29.79	0.00	0.00	60.70	100.00	-39.30
0.00077600	27.57	29.74	0.00	0.00	57.31	100.00	-42.69
0.00078370	20.60	29.66	0.00	0.00	50.26	100.00	-49.74
0.00079350	17.79	29.56	0.00	0.00	47.35	100.00	-52.65
0.00080330	19.75	29.47	0.00	0.00	49.22	100.00	-50.78

Tested by: Michael Westman  
Printed

Signature

Reviewed by: Gerald V. Anderson  
Printed

Signature

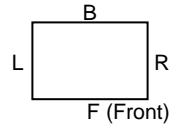
Mode of Operation Key	
#	Description
1	
2	
3	
4	
5	

J:\REPORTS\2006\10xx\1038\Rpt\_Docs\2011\1580\1387-CE101-1580-with tab data-mjw-gva.doc

# Conducted Emissions



America



FACE DEFINITION  
(TOP VIEW)

T = Top  
U = Under Side

Test Report #: NC1101387

Test Area: 3

EUT Model #: MIL1580-XXXX

Date: 14 April, 2011

EUT Serial #: None

EUT Power: 24 VDC

Temperature: 23 °C

Test Method: Mil Std 461F, CE101

Air Pressure: 99.1 kPa

Customer: Lind Electronics

Relative Humidity: 22 %

EUT Description: DC to DC Converter

Page: 31 of 34

Notes: \_\_\_\_\_

Data File Name: T:\13xx\1387\Data\4-13-11\1387CE101-1580.ema

0.00081030	23.84	29.40	0.00	0.00	53.24	100.00	-46.76
0.00081520	24.48	29.35	0.00	0.00	53.83	100.00	-46.17
0.00081800	23.45	29.32	0.00	0.00	52.77	100.00	-47.23
0.00082570	24.33	29.24	0.00	0.00	53.57	100.00	-46.43
0.00083340	16.25	29.16	0.00	0.00	45.41	100.00	-54.59
0.00083970	16.65	29.10	0.00	0.00	45.75	100.00	-54.25
0.00084740	18.11	29.02	0.00	0.00	47.13	100.00	-52.87
0.00085860	19.13	28.91	0.00	0.00	48.04	100.00	-51.96
0.00086630	19.99	28.84	0.00	0.00	48.83	100.00	-51.17
0.00086770	20.61	28.82	0.00	0.00	49.43	100.00	-50.57
0.00088030	17.99	28.69	0.00	0.00	46.69	100.00	-53.31
0.00088100	17.99	28.69	0.00	0.00	46.68	100.00	-53.32
0.00089290	14.18	28.57	0.00	0.00	42.75	100.00	-57.25
0.00090060	17.48	28.49	0.00	0.00	45.97	100.00	-54.03
0.00090830	22.81	28.41	0.00	0.00	51.22	100.00	-48.78
0.00091530	25.90	28.34	0.00	0.00	54.25	100.00	-45.75
0.00091600	25.71	28.34	0.00	0.00	54.05	100.00	-45.95
0.00092370	20.15	28.26	0.00	0.00	48.41	100.00	-51.59
0.00093000	14.75	28.20	0.00	0.00	42.95	100.00	-57.05
0.00094260	17.53	28.09	0.00	0.00	45.62	100.00	-54.38
0.00095030	15.01	28.02	0.00	0.00	43.03	100.00	-56.97
0.00095730	24.25	27.96	0.00	0.00	52.21	100.00	-47.79
0.00096080	26.60	27.93	0.00	0.00	54.53	100.00	-45.47
0.00096500	24.91	27.89	0.00	0.00	52.81	100.00	-47.19
0.00097200	18.73	27.83	0.00	0.00	46.57	100.00	-53.43
0.00097900	15.92	27.78	0.00	0.00	43.70	100.00	-56.30
0.00098810	15.66	27.70	0.00	0.00	43.36	100.00	-56.64
0.00099720	13.25	27.62	0.00	0.00	40.88	100.00	-59.12

Tested by: Michael Westman  
Printed

Signature

Reviewed by: Gerald V. Anderson  
Printed

Signature

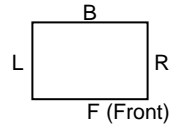
Mode of Operation Key	
#	Description
1	
2	
3	
4	
5	

J:\REPORTS\2006\10xx\1038\Rpt\_Docs\2011\1580\1387-CE101-1580-with tab data-mjw-gva.doc

# Conducted Emissions



America



FACE DEFINITION  
(TOP VIEW)

T = Top  
U = Under Side

Test Report #: NC1101387

Test Area: 3

EUT Model #: MIL1580-XXXX

Date: 14 April, 2011

EUT Serial #: None

EUT Power: 24 VDC

Temperature: 23 °C

Test Method: Mil Std 461F, CE101

Air Pressure: 99.1 kPa

Customer: Lind Electronics

Relative Humidity: 22 %

EUT Description: DC to DC Converter

Page: 32 of 34

Notes: \_\_\_\_\_

Data File Name: T:\13xx\1387\Data\4-13-11\1387CE101-1580.ema

Frequency (MHz)	Receiver (dB)	Transducer (dB)	Cable Loss (dB)	Preamp (dB)	Final Data (dB)	Limit	Differential (dB)
0.00100900	29.78	27.52	0.00	0.00	57.30	99.92	-42.62
0.00109900	26.50	26.78	0.00	0.00	53.28	99.18	-45.90
0.00118000	25.36	26.21	0.00	0.00	51.57	98.56	-46.99
0.00127900	22.77	25.51	0.00	0.00	48.29	97.86	-49.58
0.00136900	19.40	24.92	0.00	0.00	44.33	97.27	-52.95
0.00148600	18.02	24.24	0.00	0.00	42.26	96.56	-54.30
0.00154000	18.02	23.93	0.00	0.00	41.96	96.25	-54.29
0.00166600	16.61	23.26	0.00	0.00	39.88	95.57	-55.69
0.00178300	15.53	22.68	0.00	0.00	38.21	94.98	-56.76
0.00181900	15.25	22.50	0.00	0.00	37.75	94.80	-57.05
0.00196300	15.78	21.82	0.00	0.00	37.60	94.14	-56.54
0.00205300	15.08	21.47	0.00	0.00	36.55	93.75	-57.20
0.00208900	15.37	21.34	0.00	0.00	36.72	93.60	-56.88
0.00223300	15.66	20.78	0.00	0.00	36.45	93.02	-56.57
0.00228700	15.70	20.57	0.00	0.00	36.28	92.81	-56.54
0.00235900	12.80	20.30	0.00	0.00	33.10	92.55	-59.44
0.00251200	12.81	19.75	0.00	0.00	32.57	92.00	-59.43
0.00253000	11.80	19.69	0.00	0.00	31.50	91.94	-60.44
0.00266500	10.46	19.25	0.00	0.00	29.72	91.49	-61.77
0.00275500	11.57	18.97	0.00	0.00	30.54	91.20	-60.65
0.00282700	9.06	18.75	0.00	0.00	27.81	90.97	-63.16
0.00294400	7.53	18.39	0.00	0.00	25.93	90.62	-64.69
0.00303400	10.17	18.13	0.00	0.00	28.31	90.36	-62.05
0.00314200	7.27	17.83	0.00	0.00	25.11	90.06	-64.95
0.00316900	8.91	17.76	0.00	0.00	26.68	89.98	-63.30
0.00328600	8.78	17.45	0.00	0.00	26.23	89.67	-63.43
0.00341200	7.74	17.12	0.00	0.00	24.87	89.34	-64.47
0.00343900	8.69	17.05	0.00	0.00	25.75	89.27	-63.52
0.00356500	9.04	16.74	0.00	0.00	25.79	88.96	-63.17
0.00364600	9.45	16.55	0.00	0.00	26.00	88.76	-62.76
0.00371800	10.49	16.38	0.01	0.00	26.88	88.59	-61.72
0.00381700	10.02	16.16	0.01	0.00	26.18	88.37	-62.18
0.00396100	10.69	15.84	0.01	0.00	26.54	88.04	-61.51
0.00400600	11.41	15.74	0.01	0.00	27.16	87.95	-60.79

Tested by: Michael Westman  
Printed

Signature

Reviewed by: Gerald V. Anderson  
Printed

Signature

Mode of Operation Key	
#	Description
1	
2	
3	
4	
5	

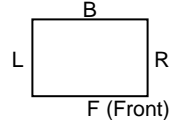
J:\REPORTS\2006\10xx\1038\Rpt\_Docs\2011\1580\1387-CE101-1580-with tab data-mjw-gva.doc

# Conducted Emissions



Test Report #: NC1101387 Test Area: 3  
 EUT Model #: MIL1580-XXXX Date: 14 April, 2011  
 EUT Serial #: None EUT Power: 24 VDC Temperature: 23 °C  
 Test Method: Mil Std 461F, CE101 Air Pressure: 99.1 kPa  
 Customer: Lind Electronics Relative Humidity: 22 %  
 EUT Description: DC to DC Converter Page: 33 of 34

FACE DEFINITION  
(TOP VIEW)



Notes: \_\_\_\_\_

Data File Name: T:\13xx\1387\Data\4-13-11\1387CE101-1580.ema

0.00414100	12.10	15.46	0.01	0.00	27.57	87.66	-60.09
0.00417700	12.54	15.39	0.01	0.00	27.93	87.58	-59.65
0.00424900	13.57	15.24	0.01	0.00	28.82	87.43	-58.62
0.00436600	13.71	15.01	0.01	0.00	28.73	87.20	-58.47
0.00446500	13.74	14.82	0.01	0.00	28.56	87.00	-58.44
0.00458200	14.45	14.60	0.01	0.00	29.05	86.78	-57.73
0.00465400	14.75	14.48	0.01	0.00	29.24	86.64	-57.40
0.00469000	14.69	14.43	0.01	0.00	29.13	86.58	-57.45
0.00486100	14.06	14.17	0.01	0.00	28.24	86.27	-58.03
0.00495100	13.42	14.03	0.01	0.00	27.45	86.11	-58.65
0.00496000	13.01	14.01	0.01	0.00	27.03	86.09	-59.06
0.00505900	12.02	13.84	0.01	0.00	25.87	85.92	-60.05
0.00521200	12.29	13.58	0.01	0.00	25.88	85.66	-59.78
0.00525700	10.86	13.50	0.01	0.00	24.37	85.59	-61.21
0.00538300	10.11	13.30	0.01	0.00	23.42	85.38	-61.96
0.00546400	9.65	13.17	0.01	0.00	22.83	85.25	-62.42
0.00553600	9.36	13.06	0.01	0.00	22.43	85.14	-62.71
0.00562600	8.62	12.92	0.01	0.00	21.55	85.00	-63.45
0.00575200	9.42	12.76	0.01	0.00	22.18	84.80	-62.62
0.00580600	10.23	12.69	0.01	0.00	22.92	84.72	-61.80
0.00590500	7.78	12.56	0.01	0.00	20.35	84.58	-64.22
0.00598600	7.74	12.47	0.01	0.00	20.21	84.46	-64.25
0.00612100	6.96	12.28	0.01	0.00	19.25	84.26	-65.01
0.00614800	6.81	12.25	0.01	0.00	19.06	84.23	-65.16
0.00624700	7.31	12.11	0.01	0.00	19.42	84.09	-64.66
0.00631900	5.30	12.01	0.01	0.00	17.31	83.99	-66.67
0.00647200	5.51	11.80	0.01	0.00	17.31	83.78	-66.47
0.00655300	5.59	11.69	0.01	0.00	17.29	83.67	-66.39
0.00664300	5.10	11.57	0.01	0.00	16.68	83.55	-66.88
0.00670600	6.49	11.49	0.01	0.00	17.98	83.47	-65.49
0.00676900	4.91	11.41	0.01	0.00	16.32	83.39	-67.07
0.00688600	3.41	11.26	0.01	0.00	14.67	83.24	-68.57
0.00701200	4.85	11.12	0.01	0.00	15.97	83.08	-67.11
0.00703900	4.33	11.09	0.01	0.00	15.43	83.05	-67.62
0.00716500	5.62	10.96	0.01	0.00	16.59	82.90	-66.31
0.00729100	4.26	10.84	0.01	0.00	15.10	82.74	-67.64
0.00730000	4.62	10.83	0.01	0.00	15.45	82.73	-67.28
0.00744400	4.03	10.69	0.01	0.00	14.72	82.56	-67.84

Tested by: Michael Westman  
Printed

Signature

Reviewed by: Gerald V. Anderson  
Printed

Signature

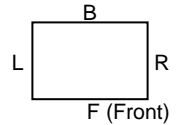
Mode of Operation Key	
#	Description
1	
2	
3	
4	
5	

J:\REPORTS\2006\10xx\1038\Rpt\_Docs\2011\1580\1387-CE101-1580-with tab data-mjw-gva.doc

# Conducted Emissions



America



FACE DEFINITION  
(TOP VIEW)

T = Top  
U = Under Side

Test Report #: NC1101387

Test Area: 3

EUT Model #: MIL1580-XXXX

Date: 14 April, 2011

EUT Serial #: None

EUT Power: 24 VDC

Temperature: 23 °C

Test Method: Mil Std 461F, CE101

Air Pressure: 99.1 kPa

Customer: Lind Electronics

Relative Humidity: 22 %

EUT Description: DC to DC Converter

Page: 34 of 34

Notes: \_\_\_\_\_

Data File Name: T:\13xx\1387\Data\4-13-11\1387CE101-1580.ema

0.00748900	4.13	10.64	0.01	0.00	14.78	82.51	-67.73
0.00758800	3.98	10.55	0.01	0.00	14.53	82.40	-67.86
0.00772300	4.50	10.42	0.01	0.00	14.93	82.24	-67.32
0.00776800	4.19	10.38	0.01	0.00	14.57	82.19	-67.62
0.00788500	3.77	10.27	0.01	0.00	14.05	82.06	-68.02
0.00794800	2.92	10.21	0.01	0.00	13.14	81.99	-68.86
0.00809200	3.52	10.06	0.01	0.00	13.59	81.84	-68.25
0.00816400	3.53	9.98	0.01	0.00	13.52	81.76	-68.24
0.00822700	4.08	9.91	0.01	0.00	14.00	81.70	-67.69
0.00837100	4.61	9.76	0.01	0.00	14.38	81.54	-67.16
0.00840700	2.67	9.73	0.01	0.00	12.40	81.51	-69.10
0.00847900	3.98	9.65	0.01	0.00	13.64	81.43	-67.79
0.00858700	3.47	9.55	0.01	0.00	13.03	81.32	-68.29
0.00871300	4.18	9.45	0.01	0.00	13.63	81.20	-67.56
0.00876700	3.00	9.40	0.01	0.00	12.41	81.14	-68.73
0.00888400	3.64	9.31	0.01	0.00	12.95	81.03	-68.07
0.00895600	2.52	9.25	0.01	0.00	11.78	80.96	-69.18
0.00903700	1.60	9.18	0.01	0.00	10.79	80.88	-70.09
0.00917200	3.41	9.09	0.01	0.00	12.51	80.75	-68.24
0.00925300	2.47	9.06	0.01	0.00	11.54	80.67	-69.14
0.00931600	3.48	9.04	0.01	0.00	12.52	80.62	-68.09
0.00944200	3.04	8.99	0.01	0.00	12.04	80.50	-68.46
0.00952300	2.67	8.96	0.01	0.00	11.64	80.42	-68.78
0.00959500	3.91	8.94	0.01	0.00	12.86	80.36	-67.50
0.00969400	4.56	8.90	0.01	0.00	13.47	80.27	-66.80
0.00981100	2.05	8.86	0.01	0.00	10.92	80.17	-69.24
0.00986500	3.04	8.85	0.01	0.00	11.89	80.12	-68.22
0.00998200	3.10	8.81	0.01	0.00	11.91	80.02	-68.10

Tested by: Michael Westman  
Printed

Signature

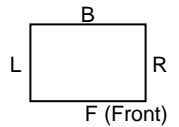
Reviewed by: Gerald V. Anderson  
Printed

Signature

Mode of Operation Key	
#	Description
1	
2	
3	
4	
5	

J:\REPORTS\2006\10xx\1038\Rpt\_Docs\2011\1580\1387-CE101-1580-with tab data-mjw-gva.doc

# Conducted Emissions



FACE DEFINITION (TOP VIEW)

T = Top  
U = Under Side

Test Report #: NC1101387

Test Area: 3

EUT Model #: MIL1580-XXXX

Date: 14 April, 2011

EUT Serial #: None

EUT Power: 24 VDC

Temperature: 23 °C

Test Method: Mil Std 461F, CE102

Air Pressure: 99.1 kPa

Customer: Lind Electronics

Relative Humidity: 22 %

EUT Description: DC to DC Converter

Page: 1 of 61

Notes: \_\_\_\_\_

Data File Name: T:\13xx\1387\Data\4-13-11\1387CE102.ema

## Report Number: 1

Frequency	Transducer	Cable	EM Type	OP Mode	Notes:	P/F?
10.000 kHz - 100.000 kHz	LISN	DC High	N/A	System Check	At 10 kHz	Pass

Peak Over/Under Limit Value: -5.69dB @ 0.01018000MHz

## Report Number: 2

Frequency	Transducer	Cable	EM Type	OP Mode	Notes:	P/F?
10.000 kHz - 100.000 kHz	LISN	DC High	N/A	System Check	At 100 kHz	Pass

Peak Over/Under Limit Value: -5.95dB @ 0.10000000MHz

## Report Number: 3

Frequency	Transducer	Cable	EM Type	OP Mode	Notes:	P/F?
1.000 MHz - 10.000 MHz	LISN	DC High	N/A	System Check	At 2 MHz	Pass

Peak Over/Under Limit Value: -5.51dB @ 1.99900000MHz

## Report Number: 4

Frequency	Transducer	Cable	EM Type	OP Mode	Notes:	P/F?
1.000 MHz - 10.000 MHz	LISN	DC High	N/A	System Check	At 10 MHz	Pass

Peak Over/Under Limit Value: -5.75dB @ 10.00000000MHz

Tested by: Michael Westman  
Printed

Signature

Reviewed by: Gerald V. Anderson  
Printed

Signature

Mode of Operation Key	
#	Description
1	
2	
3	
4	
5	

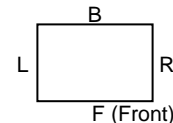
J:\REPORTS\2006\10xx\1038\Rpt\_Docs\2011\1580\1387-CE102-1580-with tab data-mjw-gva.doc



# Conducted Emissions



America



FACE DEFINITION  
(TOP VIEW)

T = Top  
U = Under Side

Test Report #: NC1101387

Test Area: 3

EUT Model #: MIL1580-XXXX

Date: 14 April, 2011

EUT Serial #: None

EUT Power: 24 VDC

Temperature: 23 °C

Test Method: Mil Std 461F, CE102

Air Pressure: 99.1 kPa

Customer: Lind Electronics

Relative Humidity: 22 %

EUT Description: DC to DC Converter

Page: 2 of 61

Notes: \_\_\_\_\_

Data File Name: T:\13xx\1387\Data\4-13-11\1387CE102.ema

## Report Number: 5

Frequency	Transducer	Cable	EM Type	OP Mode	Notes:	P/F?
10.000 kHz - 100.000 kHz	LISN	DC Return	N/A	System Check	At 10 kHz	Pass

Peak Over/Under Limit Value: -6.05dB @ 0.01018000MHz

## Report Number: 6

Frequency	Transducer	Cable	EM Type	OP Mode	Notes:	P/F?
10.000 kHz - 100.000 kHz	LISN	DC Return	N/A	System Check	At 100 kHz	Pass

Peak Over/Under Limit Value: -5.84dB @ 0.10000000MHz

## Report Number: 7

Frequency	Transducer	Cable	EM Type	OP Mode	Notes:	P/F?
1.000 MHz - 10.000 MHz	LISN	DC Return	N/A	System Check	At 2 MHz	Pass

Peak Over/Under Limit Value: -5.46dB @ 1.99900000MHz

## Report Number: 8

Frequency	Transducer	Cable	EM Type	OP Mode	Notes:	P/F?
1.000 MHz - 10.000 MHz	LISN	DC Return	N/A	System Check	At 10 MHz	Pass

Peak Over/Under Limit Value: -5.68dB @ 10.00000000MHz

Tested by: Michael Westman  
Printed

Signature

Reviewed by: Gerald V. Anderson  
Printed

Signature

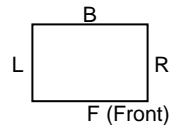
Mode of Operation Key	
#	Description
1	
2	
3	
4	
5	

J:\REPORTS\2006\10xx\1038\Rpt\_Docs\2011\1580\1387-CE102-1580-with tab data-mjw-gva.doc

# Conducted Emissions



America



Test Report #: NC1101387

Test Area: 3

FACE DEFINITION  
(TOP VIEW)

EUT Model #: MIL1580-XXXX

Date: 14 April, 2011

T = Top  
U = Under Side

EUT Serial #: None

EUT Power: 24 VDC

Temperature: 23 °C

Test Method: Mil Std 461F, CE102

Air Pressure: 99.1 kPa

Customer: Lind Electronics

Relative Humidity: 22 %

EUT Description: DC to DC Converter

Page: 3 of 61

Notes: \_\_\_\_\_

Data File Name: T:\13xx\1387\Data\4-13-11\1387CE102.ema

## Report Number: 9

Frequency	Transducer	Cable	EM Type	OP Mode	Notes:	P/F?
10.000 kHz - 100.000 kHz	LISN	DC High	N/A	Fully OP		Pass
100.000 kHz - 150.000 kHz	LISN	DC High	N/A	Fully OP		Pass
150.000 kHz - 1.000 MHz	LISN	DC High	N/A	Fully OP		Pass
1.000 MHz - 10.000 MHz	LISN	DC High	N/A	Fully OP		Pass

Peak Over/Under Limit Value: -14.50dB @ 0.19590000MHz

## Report Number: 10

Frequency	Transducer	Cable	EM Type	OP Mode	Notes:	P/F?
10.000 kHz - 100.000 kHz	LISN	DC Return	N/A	Fully OP		Pass
100.000 kHz - 150.000 kHz	LISN	DC Return	N/A	Fully OP		Pass
150.000 kHz - 1.000 MHz	LISN	DC Return	N/A	Fully OP		Pass
1.000 MHz - 10.000 MHz	LISN	DC Return	N/A	Fully OP		Pass

Peak Over/Under Limit Value: -16.22dB @ 0.19590000MHz

Tested by: Michael Westman  
Printed

Signature

Reviewed by: Gerald V. Anderson  
Printed

Signature

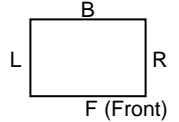
Mode of Operation Key	
#	Description
1	
2	
3	
4	
5	

J:\REPORTS\2006\10xx\1038\Rpt\_Docs\2011\1580\1387-CE102-1580-with tab data-mjw-gva.doc

# Conducted Emissions



America



FACE DEFINITION  
(TOP VIEW)

T = Top  
U = Under Side

Test Report #: NC1101387

Test Area: 3

EUT Model #: MIL1580-XXXX

Date: 14 April, 2011

EUT Serial #: None

EUT Power: 24 VDC

Temperature: 23 °C

Test Method: Mil Std 461F, CE102

Air Pressure: 99.1 kPa

Customer: Lind Electronics

Relative Humidity: 22 %

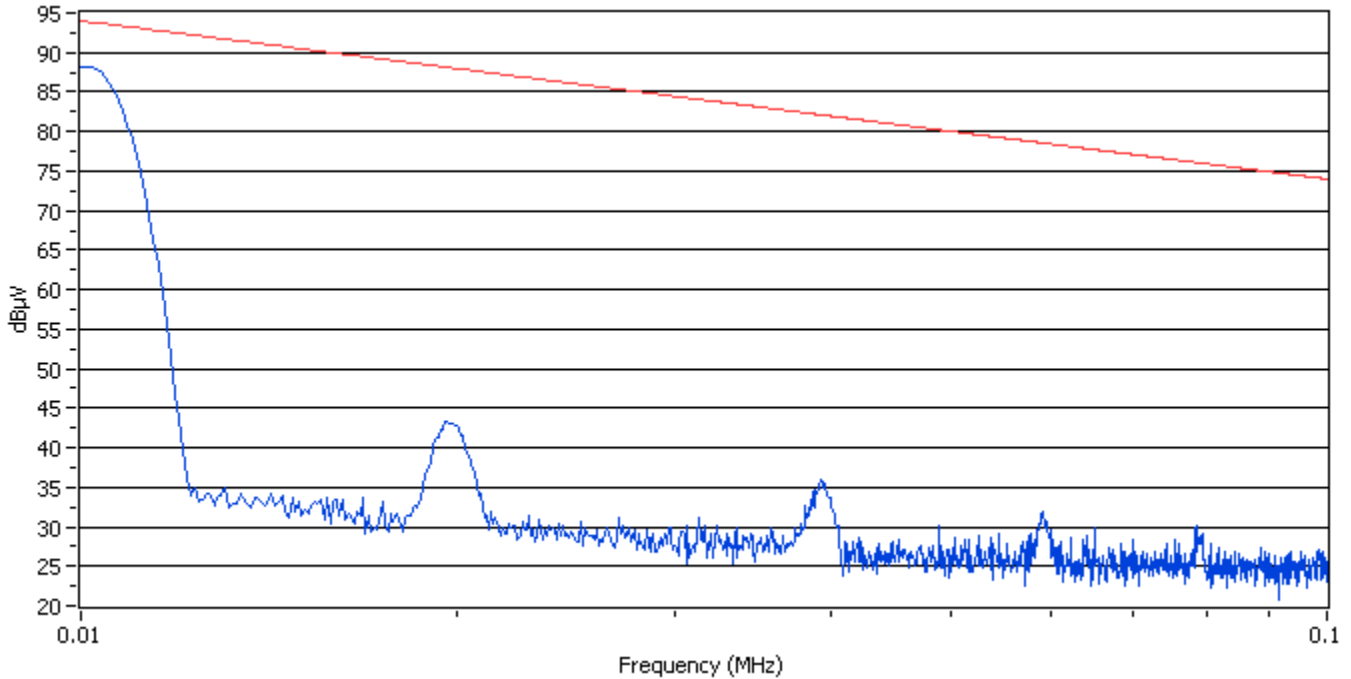
EUT Description: DC to DC Converter

Page: 4 of 61

Notes: \_\_\_\_\_

Data File Name: T:\13xx\1387\Data\4-13-11\1387CE102.ema

## Subreport Number: 1



Polarity: Conducted  
Mode of Operation: System Check at 10 kHz  
Notes: 24 VDC LISN

Tested by: Michael Westman  
Printed

Signature

Reviewed by: Gerald V. Anderson  
Printed

Signature

Mode of Operation Key	
#	Description
1	
2	
3	
4	
5	

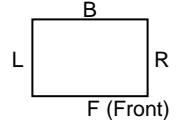
J:\REPORTS\2006\10xx\1038\Rpt\_Docs\2011\1580\1387-CE102-1580-with  
tab data-mjw-gva.doc

# Conducted Emissions



Test Report #: NC1101387 Test Area: 3  
 EUT Model #: MIL1580-XXXX Date: 14 April, 2011  
 EUT Serial #: None EUT Power: 24 VDC Temperature: 23 °C  
 Test Method: Mil Std 461F, CE102 Air Pressure: 99.1 kPa  
 Customer: Lind Electronics Relative Humidity: 22 %  
 EUT Description: DC to DC Converter Page: 5 of 61

FACE DEFINITION  
(TOP VIEW)



T = Top  
U = Under Side

Notes: \_\_\_\_\_

Data File Name: T:\13xx\1387\Data\4-13-11\1387CE102.ema

Frequency (MHz)	Receiver (dB)	Transducer (dB)	Cable Loss (dB)	Preamp (dB)	Final Data (dB)	Limit	Differential (dB)
0.01018000	64.06	4.09	0.01	0.00	88.16	93.84	-5.69
0.01090000	57.18	3.74	0.01	0.00	80.93	93.25	-12.32
0.01180000	28.09	3.36	0.01	0.00	51.46	92.56	-41.10
0.01306000	11.96	2.92	0.01	0.00	34.89	91.68	-56.79
0.01423000	11.54	2.56	0.01	0.00	34.11	90.93	-56.82
0.01450000	11.43	2.49	0.01	0.00	33.93	90.77	-56.84
0.01576000	11.51	2.18	0.01	0.00	33.70	90.05	-56.34
0.01684000	11.58	1.97	0.01	0.00	33.56	89.47	-55.91
0.01747000	11.33	1.85	0.01	0.00	33.20	89.15	-55.96
0.01891000	14.87	1.63	0.01	0.00	36.51	88.46	-51.95
0.01963000	21.77	1.53	0.01	0.00	43.31	88.14	-44.83
0.01990000	21.64	1.49	0.01	0.00	43.14	88.02	-44.88
0.02080000	13.66	1.40	0.01	0.00	35.08	87.63	-52.56
0.02206000	9.15	1.29	0.01	0.00	30.46	87.12	-56.67
0.02287000	10.28	1.23	0.01	0.00	31.52	86.81	-55.29
0.02422000	9.29	1.12	0.01	0.00	30.42	86.31	-55.89
0.02521000	9.49	1.04	0.01	0.00	30.55	85.96	-55.41
0.02539000	8.73	1.03	0.01	0.00	29.78	85.90	-56.13
0.02701000	10.22	0.92	0.01	0.00	31.15	85.36	-54.21
0.02719000	9.15	0.90	0.02	0.00	30.07	85.31	-55.24
0.02845000	8.74	0.82	0.02	0.00	29.57	84.91	-55.34
0.02971000	9.23	0.74	0.02	0.00	29.98	84.54	-54.55
0.03034000	8.62	0.71	0.02	0.00	29.34	84.35	-55.01
0.03133000	10.44	0.67	0.02	0.00	31.13	84.07	-52.94
0.03241000	9.50	0.64	0.02	0.00	30.16	83.78	-53.62
0.03295000	8.44	0.62	0.02	0.00	29.08	83.64	-54.56
0.03358000	9.26	0.60	0.02	0.00	29.88	83.47	-53.59
0.03448000	8.62	0.57	0.02	0.00	29.21	83.24	-54.03
0.03574000	9.38	0.54	0.02	0.00	29.93	82.93	-53.00
0.03664000	8.44	0.51	0.02	0.00	28.97	82.71	-53.75
0.03745000	9.42	0.49	0.02	0.00	29.93	82.52	-52.60
0.03862000	13.88	0.46	0.02	0.00	34.35	82.26	-47.90
0.03925000	15.62	0.44	0.02	0.00	36.08	82.12	-46.04
0.03970000	13.74	0.43	0.02	0.00	34.19	82.02	-47.83

Tested by: Michael Westman  
Printed

Signature

Reviewed by: Gerald V. Anderson  
Printed

Signature

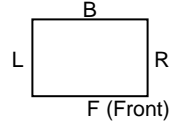
Mode of Operation Key	
#	Description
1	
2	
3	
4	
5	

J:\REPORTS\2006\10xx\1038\Rpt\_Docs\2011\1580\1387-CE102-1580-with tab data-mjw-gva.doc

# Conducted Emissions



America



Test Report #: NC1101387

Test Area: 3

FACE DEFINITION  
(TOP VIEW)

EUT Model #: MIL1580-XXXX

Date: 14 April, 2011

T = Top  
U = Under Side

EUT Serial #: None

EUT Power: 24 VDC

Temperature: 23 °C

Test Method: Mil Std 461F, CE102

Air Pressure: 99.1 kPa

Customer: Lind Electronics

Relative Humidity: 22 %

EUT Description: DC to DC Converter

Page: 6 of 61

Notes: \_\_\_\_\_

Data File Name: T:\13xx\1387\Data\4-13-11\1387CE102.ema

0.04105000	7.66	0.41	0.02	0.00	28.09	81.73	-53.64
0.04204000	8.27	0.40	0.02	0.00	28.69	81.52	-52.83
0.04249000	6.94	0.39	0.02	0.00	27.35	81.43	-54.08
0.04366000	7.53	0.38	0.02	0.00	27.93	81.19	-53.26
0.04483000	7.73	0.37	0.02	0.00	28.12	80.96	-52.84
0.04528000	8.04	0.36	0.02	0.00	28.42	80.87	-52.45
0.04636000	6.54	0.35	0.02	0.00	26.91	80.67	-53.76
0.04717000	7.36	0.34	0.02	0.00	27.72	80.52	-52.80
0.04834000	7.26	0.33	0.02	0.00	27.61	80.31	-52.69
0.04888000	9.71	0.33	0.02	0.00	30.06	80.21	-50.15
0.05023000	8.37	0.31	0.02	0.00	28.71	79.97	-51.27
0.05131000	7.91	0.30	0.02	0.00	28.24	79.79	-51.55
0.05167000	8.00	0.30	0.02	0.00	28.32	79.73	-51.40
0.05248000	8.52	0.29	0.02	0.00	28.84	79.59	-50.76
0.05365000	8.35	0.28	0.02	0.00	28.66	79.40	-50.74
0.05455000	8.80	0.28	0.02	0.00	29.10	79.26	-50.16
0.05545000	7.54	0.27	0.02	0.00	27.83	79.11	-51.28
0.05671000	6.85	0.26	0.02	0.00	27.13	78.92	-51.79
0.05761000	8.62	0.25	0.02	0.00	28.89	78.78	-49.89
0.05797000	8.84	0.25	0.02	0.00	29.11	78.73	-49.62
0.05914000	11.62	0.24	0.02	0.00	31.88	78.55	-46.67
0.05959000	10.26	0.24	0.02	0.00	30.52	78.49	-47.97
0.06112000	7.95	0.22	0.02	0.00	28.20	78.27	-50.07
0.06193000	6.42	0.22	0.02	0.00	26.66	78.15	-51.49
0.06229000	8.34	0.22	0.02	0.00	28.58	78.10	-49.52
0.06382000	8.25	0.20	0.02	0.00	28.48	77.89	-49.41
0.06418000	8.61	0.20	0.02	0.00	28.84	77.84	-49.01
0.06508000	9.65	0.19	0.02	0.00	29.87	77.72	-47.85
0.06616000	6.14	0.19	0.02	0.00	26.35	77.58	-51.23
0.06688000	7.12	0.18	0.02	0.00	27.33	77.48	-50.16
0.06841000	7.55	0.17	0.03	0.00	27.75	77.29	-49.54
0.06886000	6.53	0.17	0.03	0.00	26.72	77.23	-50.51
0.06985000	8.07	0.16	0.03	0.00	28.26	77.11	-48.85
0.07111000	6.58	0.15	0.03	0.00	26.76	76.95	-50.19
0.07183000	6.31	0.15	0.03	0.00	26.49	76.86	-50.38
0.07282000	6.60	0.14	0.03	0.00	26.77	76.74	-49.98
0.07354000	6.45	0.14	0.03	0.00	26.61	76.66	-50.04
0.07444000	7.77	0.13	0.03	0.00	27.93	76.55	-48.62

Tested by: Michael Westman  
Printed

Signature

Reviewed by: Gerald V. Anderson  
Printed

Signature

Mode of Operation Key	
#	Description
1	
2	
3	
4	
5	

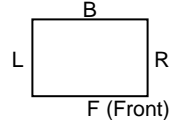
J:\REPORTS\2006\10xx\1038\Rpt\_Docs\2011\1580\1387-CE102-1580-with tab data-mjw-gva.doc

# Conducted Emissions



Test Report #: NC1101387 Test Area: 3  
 EUT Model #: MIL1580-XXXX Date: 14 April, 2011  
 EUT Serial #: None EUT Power: 24 VDC Temperature: 23 °C  
 Test Method: Mil Std 461F, CE102 Air Pressure: 99.1 kPa  
 Customer: Lind Electronics Relative Humidity: 22 %  
 EUT Description: DC to DC Converter Page: 7 of 61

FACE DEFINITION  
(TOP VIEW)



Notes: \_\_\_\_\_

Data File Name: T:\13xx\1387\Data\4-13-11\1387CE102.ema

0.07552000	8.09	0.13	0.03	0.00	28.24	76.43	-48.19
0.07606000	7.74	0.12	0.03	0.00	27.89	76.37	-48.48
0.07696000	6.42	0.12	0.03	0.00	26.56	76.26	-49.70
0.07822000	7.74	0.11	0.03	0.00	27.88	76.12	-48.25
0.07867000	9.88	0.11	0.03	0.00	30.01	76.07	-46.06
0.07948000	8.88	0.10	0.03	0.00	29.01	75.98	-46.97
0.08056000	7.73	0.10	0.03	0.00	27.86	75.87	-48.01
0.08182000	7.11	0.10	0.03	0.00	27.24	75.73	-48.50
0.08272000	5.60	0.10	0.03	0.00	25.72	75.64	-49.91
0.08290000	6.80	0.10	0.03	0.00	26.92	75.62	-48.69
0.08434000	6.79	0.09	0.03	0.00	26.91	75.47	-48.56
0.08506000	6.59	0.09	0.03	0.00	26.71	75.39	-48.68
0.08578000	6.01	0.09	0.03	0.00	26.13	75.32	-49.19
0.08650000	5.55	0.09	0.03	0.00	25.67	75.25	-49.58
0.08821000	5.70	0.09	0.03	0.00	25.82	75.08	-49.26
0.08866000	7.11	0.09	0.03	0.00	27.23	75.03	-47.81
0.08983000	6.47	0.09	0.03	0.00	26.59	74.92	-48.33
0.09082000	6.18	0.09	0.03	0.00	26.30	74.82	-48.53
0.09181000	5.98	0.09	0.03	0.00	26.10	74.73	-48.63
0.09262000	6.07	0.09	0.03	0.00	26.18	74.65	-48.47
0.09334000	6.59	0.08	0.03	0.00	26.70	74.59	-47.88
0.09370000	6.75	0.08	0.03	0.00	26.86	74.55	-47.69
0.09532000	6.66	0.08	0.03	0.00	26.77	74.40	-47.63
0.09595000	6.23	0.08	0.03	0.00	26.34	74.35	-48.01
0.09658000	5.61	0.08	0.03	0.00	25.72	74.29	-48.57
0.09757000	6.01	0.08	0.03	0.00	26.12	74.20	-48.08
0.09856000	6.99	0.08	0.03	0.00	27.10	74.11	-47.01
0.09910000	6.82	0.08	0.03	0.00	26.93	74.07	-47.14

Tested by: Michael Westman  
Printed

Signature

Reviewed by: Gerald V. Anderson  
Printed

Signature

Mode of Operation Key	
#	Description
1	
2	
3	
4	
5	

J:\REPORTS\2006\10xx\1038\Rpt\_Docs\2011\1580\1387-CE102-1580-with tab data-mjw-gva.doc

# Conducted Emissions

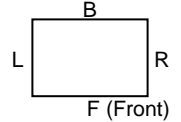


America

Test Report #: NC1101387

Test Area: 3

FACE DEFINITION  
(TOP VIEW)



EUT Model #: MIL1580-XXXX

Date: 14 April, 2011

T = Top  
U = Under Side

EUT Serial #: None

EUT Power: 24 VDC

Temperature: 23 °C

Test Method: Mil Std 461F, CE102

Air Pressure: 99.1 kPa

Customer: Lind Electronics

Relative Humidity: 22 %

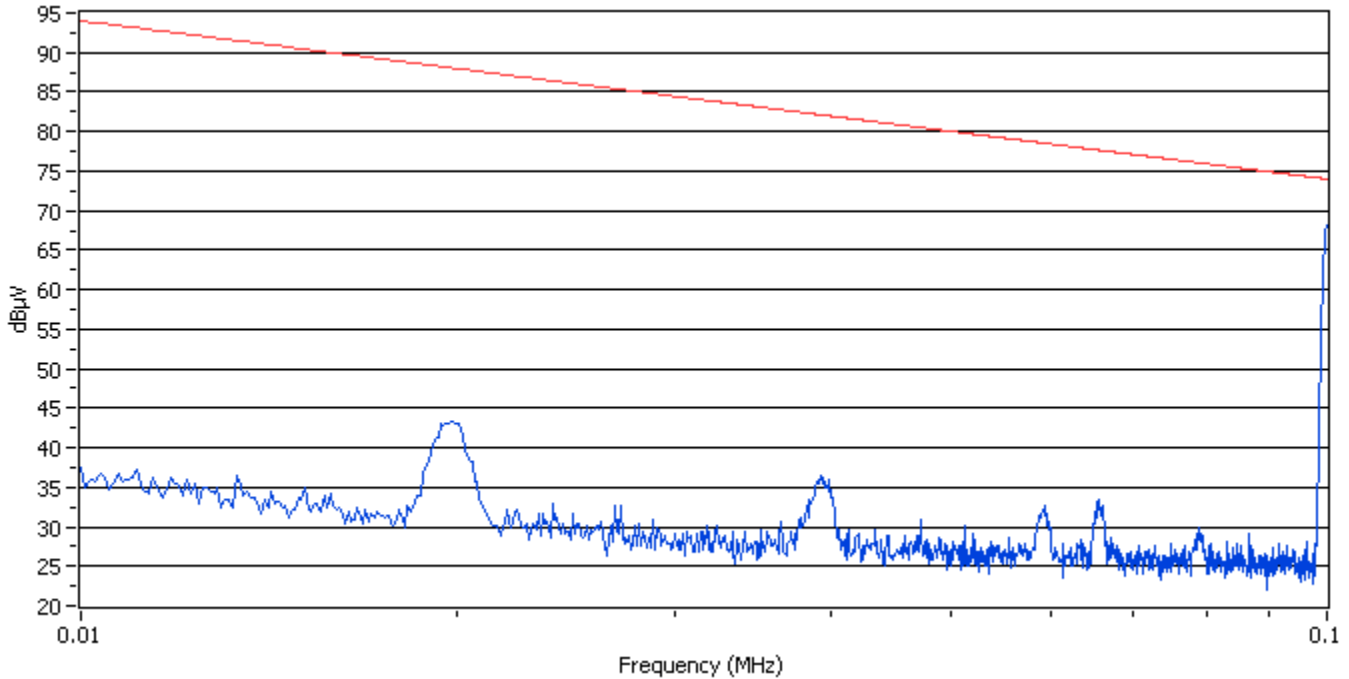
EUT Description: DC to DC Converter

Page: 8 of 61

Notes: \_\_\_\_\_

Data File Name: T:\13xx\1387\Data\4-13-11\1387CE102.ema

## Subreport Number: 2



Polarity: Conducted  
Mode of Operation: System Check at 100 kHz  
Notes: 24 VDC LISN

Tested by: Michael Westman  
Printed

Signature

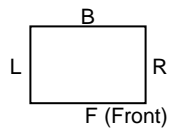
Reviewed by: Gerald V. Anderson  
Printed

Signature

Mode of Operation Key	
#	Description
1	
2	
3	
4	
5	

J:\REPORTS\2006\10xx\1038\Rpt\_Doc\2011\1580\1387-CE102-1580-with tab data-mjw-gva.doc

# Conducted Emissions



Test Report #: NC1101387

Test Area: 3

FACE DEFINITION (TOP VIEW)

EUT Model #: MIL1580-XXXX

Date: 14 April, 2011

T = Top  
U = Under Side

EUT Serial #: None

EUT Power: 24 VDC

Temperature: 23 °C

Test Method: Mil Std 461F, CE102

Air Pressure: 99.1 kPa

Customer: Lind Electronics

Relative Humidity: 22 %

EUT Description: DC to DC Converter

Page: 9 of 61

Notes: \_\_\_\_\_

Data File Name: T:\13xx\1387\Data\4-13-11\1387CE102.ema

Frequency (MHz)	Receiver (dB)	Transducer (dB)	Cable Loss (dB)	Preamplifier (dB)	Final Data (dB)	Limit	Differential (dB)
0.01000000	13.30	4.18	0.01	0.00	37.49	94.00	-56.51
0.01108000	13.67	3.66	0.01	0.00	37.34	93.11	-55.77
0.01180000	12.92	3.36	0.01	0.00	36.29	92.56	-56.27
0.01333000	13.57	2.83	0.01	0.00	36.41	91.50	-55.09
0.01423000	11.95	2.56	0.01	0.00	34.52	90.93	-56.41
0.01513000	12.66	2.33	0.01	0.00	35.00	90.40	-55.40
0.01585000	12.01	2.16	0.01	0.00	34.18	90.00	-55.81
0.01666000	10.39	2.00	0.01	0.00	32.40	89.56	-57.16
0.01801000	10.32	1.76	0.01	0.00	32.09	88.89	-56.80
0.01891000	15.71	1.63	0.01	0.00	37.35	88.46	-51.11
0.01981000	21.89	1.50	0.01	0.00	43.41	88.06	-44.65
0.01990000	21.74	1.49	0.01	0.00	43.24	88.02	-44.78
0.02080000	14.18	1.40	0.01	0.00	35.60	87.63	-52.04
0.02242000	10.89	1.26	0.01	0.00	32.17	86.98	-54.82
0.02332000	10.55	1.19	0.01	0.00	31.75	86.64	-54.89
0.02395000	11.71	1.14	0.01	0.00	32.86	86.41	-53.54
0.02485000	10.47	1.07	0.01	0.00	31.56	86.09	-54.53
0.02611000	9.54	0.98	0.01	0.00	30.53	85.66	-55.12
0.02683000	11.68	0.93	0.01	0.00	32.62	85.42	-52.80
0.02710000	11.67	0.91	0.02	0.00	32.59	85.34	-52.74
0.02881000	10.00	0.80	0.02	0.00	30.81	84.80	-53.99
0.02899000	9.09	0.78	0.02	0.00	29.89	84.75	-54.86
0.03061000	8.68	0.70	0.02	0.00	29.39	84.28	-54.88
0.03142000	8.81	0.67	0.02	0.00	29.50	84.05	-54.55
0.03241000	9.38	0.64	0.02	0.00	30.04	83.78	-53.74
0.03331000	8.80	0.61	0.02	0.00	29.43	83.54	-54.11
0.03412000	8.65	0.59	0.02	0.00	29.25	83.33	-54.08
0.03511000	8.97	0.56	0.02	0.00	29.54	83.08	-53.54
0.03556000	8.69	0.54	0.02	0.00	29.25	82.97	-53.72
0.03646000	10.16	0.52	0.02	0.00	30.69	82.76	-52.06
0.03781000	10.54	0.48	0.02	0.00	31.04	82.44	-51.40
0.03862000	13.01	0.46	0.02	0.00	33.48	82.26	-48.77
0.03925000	16.13	0.44	0.02	0.00	36.59	82.12	-45.53
0.03988000	15.60	0.42	0.02	0.00	36.04	81.98	-45.94

Tested by: Michael Westman  
Printed

Signature

Reviewed by: Gerald V. Anderson  
Printed

Signature

Mode of Operation Key	
#	Description
1	
2	
3	
4	
5	

J:\REPORTS\2006\10xx\1038\Rpt\_Docs\2011\1580\1387-CE102-1580-with tab data-mjw-gva.doc

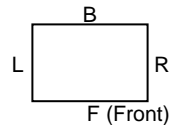


# Conducted Emissions



Test Report #: NC1101387 Test Area: 3  
 EUT Model #: MIL1580-XXXX Date: 14 April, 2011  
 EUT Serial #: None EUT Power: 24 VDC Temperature: 23 °C  
 Test Method: Mil Std 461F, CE102 Air Pressure: 99.1 kPa  
 Customer: Lind Electronics Relative Humidity: 22 %  
 EUT Description: DC to DC Converter Page: 10 of 61

FACE DEFINITION  
(TOP VIEW)



Notes: \_\_\_\_\_

Data File Name: T:\13xx\1387\Data\4-13-11\1387CE102.ema

0.04132000	9.27	0.40	0.02	0.00	29.69	81.67	-51.98
0.04204000	8.60	0.40	0.02	0.00	29.02	81.52	-52.50
0.04267000	7.91	0.39	0.02	0.00	28.32	81.39	-53.07
0.04339000	9.16	0.38	0.02	0.00	29.56	81.24	-51.68
0.04438000	8.58	0.37	0.02	0.00	28.97	81.05	-52.08
0.04582000	8.54	0.36	0.02	0.00	28.92	80.77	-51.85
0.04681000	8.42	0.35	0.02	0.00	28.79	80.59	-51.80
0.04717000	10.46	0.34	0.02	0.00	30.82	80.52	-49.70
0.04789000	7.41	0.34	0.02	0.00	27.77	80.39	-52.62
0.04888000	8.28	0.33	0.02	0.00	28.63	80.21	-51.58
0.05014000	7.80	0.32	0.02	0.00	28.14	79.99	-51.85
0.05113000	9.73	0.31	0.02	0.00	30.06	79.82	-49.76
0.05194000	8.73	0.30	0.02	0.00	29.05	79.68	-50.63
0.05284000	7.15	0.29	0.02	0.00	27.46	79.53	-52.07
0.05365000	7.75	0.28	0.02	0.00	28.06	79.40	-51.34
0.05455000	7.29	0.28	0.02	0.00	27.59	79.26	-51.67
0.05563000	8.29	0.27	0.02	0.00	28.58	79.08	-50.51
0.05662000	7.55	0.26	0.02	0.00	27.83	78.93	-51.10
0.05725000	7.47	0.25	0.02	0.00	27.75	78.84	-51.09
0.05842000	9.66	0.24	0.02	0.00	29.93	78.66	-48.73
0.05932000	12.39	0.24	0.02	0.00	32.65	78.53	-45.88
0.05959000	11.37	0.24	0.02	0.00	31.63	78.49	-46.86
0.06058000	6.97	0.23	0.02	0.00	27.22	78.34	-51.12
0.06139000	7.59	0.22	0.02	0.00	27.84	78.23	-50.39
0.06301000	7.16	0.21	0.02	0.00	27.39	78.00	-50.61
0.06346000	8.15	0.21	0.02	0.00	28.38	77.94	-49.56
0.06481000	8.63	0.20	0.02	0.00	28.85	77.76	-48.91
0.06553000	13.14	0.19	0.02	0.00	33.36	77.66	-44.31
0.06616000	12.40	0.19	0.02	0.00	32.61	77.58	-44.97
0.06697000	8.44	0.18	0.02	0.00	28.65	77.47	-48.83
0.06796000	7.35	0.18	0.02	0.00	27.55	77.34	-49.79
0.06922000	6.33	0.17	0.03	0.00	26.52	77.19	-50.66
0.06949000	6.70	0.16	0.03	0.00	26.89	77.15	-50.26
0.07057000	7.51	0.16	0.03	0.00	27.69	77.02	-49.32
0.07192000	7.04	0.15	0.03	0.00	27.21	76.85	-49.64
0.07282000	7.45	0.14	0.03	0.00	27.62	76.74	-49.13
0.07318000	6.23	0.14	0.03	0.00	26.40	76.70	-50.30
0.07390000	6.23	0.14	0.03	0.00	26.39	76.62	-50.22

Tested by: Michael Westman  
Printed

Signature

Reviewed by: Gerald V. Anderson  
Printed

Signature

Mode of Operation Key	
#	Description
1	
2	
3	
4	
5	

J:\REPORTS\2006\10xx\1038\Rpt\_Docs\2011\1580\1387-CE102-1580-with tab data-mjw-gva.doc

# Conducted Emissions

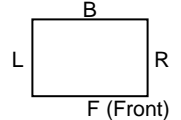


America

Test Report #: NC1101387

Test Area: 3

FACE DEFINITION  
(TOP VIEW)



EUT Model #: MIL1580-XXXX

Date: 14 April, 2011

T = Top  
U = Under Side

EUT Serial #: None

EUT Power: 24 VDC

Temperature: 23 °C

Test Method: Mil Std 461F, CE102

Air Pressure: 99.1 kPa

Customer: Lind Electronics

Relative Humidity: 22 %

EUT Description: DC to DC Converter

Page: 11 of 61

Notes: \_\_\_\_\_

Data File Name: T:\13xx\1387\Data\4-13-11\1387CE102.ema

0.07507000	7.69	0.13	0.03	0.00	27.85	76.48	-48.63
0.07651000	6.87	0.12	0.03	0.00	27.02	76.31	-49.30
0.07696000	7.38	0.12	0.03	0.00	27.52	76.26	-48.74
0.07831000	7.17	0.11	0.03	0.00	27.31	76.11	-48.81
0.07894000	9.70	0.11	0.03	0.00	29.83	76.04	-46.21
0.07939000	8.69	0.10	0.03	0.00	28.82	75.99	-47.17
0.08083000	7.70	0.10	0.03	0.00	27.83	75.84	-48.01
0.08110000	6.84	0.10	0.03	0.00	26.97	75.81	-48.84
0.08200000	6.70	0.10	0.03	0.00	26.83	75.71	-48.89
0.08317000	8.10	0.10	0.03	0.00	28.22	75.59	-47.37
0.08416000	7.21	0.09	0.03	0.00	27.33	75.49	-48.15
0.08470000	7.78	0.09	0.03	0.00	27.90	75.43	-47.53
0.08578000	6.25	0.09	0.03	0.00	26.37	75.32	-48.95
0.08659000	8.88	0.09	0.03	0.00	29.00	75.24	-46.24
0.08803000	6.25	0.09	0.03	0.00	26.37	75.10	-48.73
0.08848000	6.10	0.09	0.03	0.00	26.22	75.05	-48.83
0.08929000	6.36	0.09	0.03	0.00	26.48	74.97	-48.49
0.09064000	7.15	0.09	0.03	0.00	27.27	74.84	-47.58
0.09154000	7.72	0.09	0.03	0.00	27.84	74.76	-46.92
0.09271000	7.60	0.09	0.03	0.00	27.71	74.65	-46.93
0.09280000	6.27	0.09	0.03	0.00	26.38	74.64	-48.25
0.09379000	6.95	0.08	0.03	0.00	27.06	74.55	-47.48
0.09505000	5.96	0.08	0.03	0.00	26.07	74.43	-48.36
0.09631000	7.87	0.08	0.03	0.00	27.98	74.31	-46.33
0.09640000	5.67	0.08	0.03	0.00	25.78	74.31	-48.53
0.09811000	9.39	0.08	0.03	0.00	29.50	74.15	-44.65
0.09901000	36.87	0.08	0.03	0.00	56.98	74.07	-17.10
0.09991000	47.89	0.08	0.03	0.00	68.00	74.00	-6.00

Tested by: Michael Westman  
Printed

Signature

Reviewed by: Gerald V. Anderson  
Printed

Signature

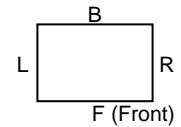
Mode of Operation Key	
#	Description
1	
2	
3	
4	
5	

J:\REPORTS\2006\10xx\1038\Rpt\_Docs\2011\1580\1387-CE102-1580-with tab data-mjw-gva.doc

# Conducted Emissions



America



FACE DEFINITION  
(TOP VIEW)

T = Top  
U = Under Side

Test Report #: NC1101387

Test Area: 3

EUT Model #: MIL1580-XXXX

Date: 14 April, 2011

EUT Serial #: None

EUT Power: 24 VDC

Temperature: 23 °C

Test Method: Mil Std 461F, CE102

Air Pressure: 99.1 kPa

Customer: Lind Electronics

Relative Humidity: 22 %

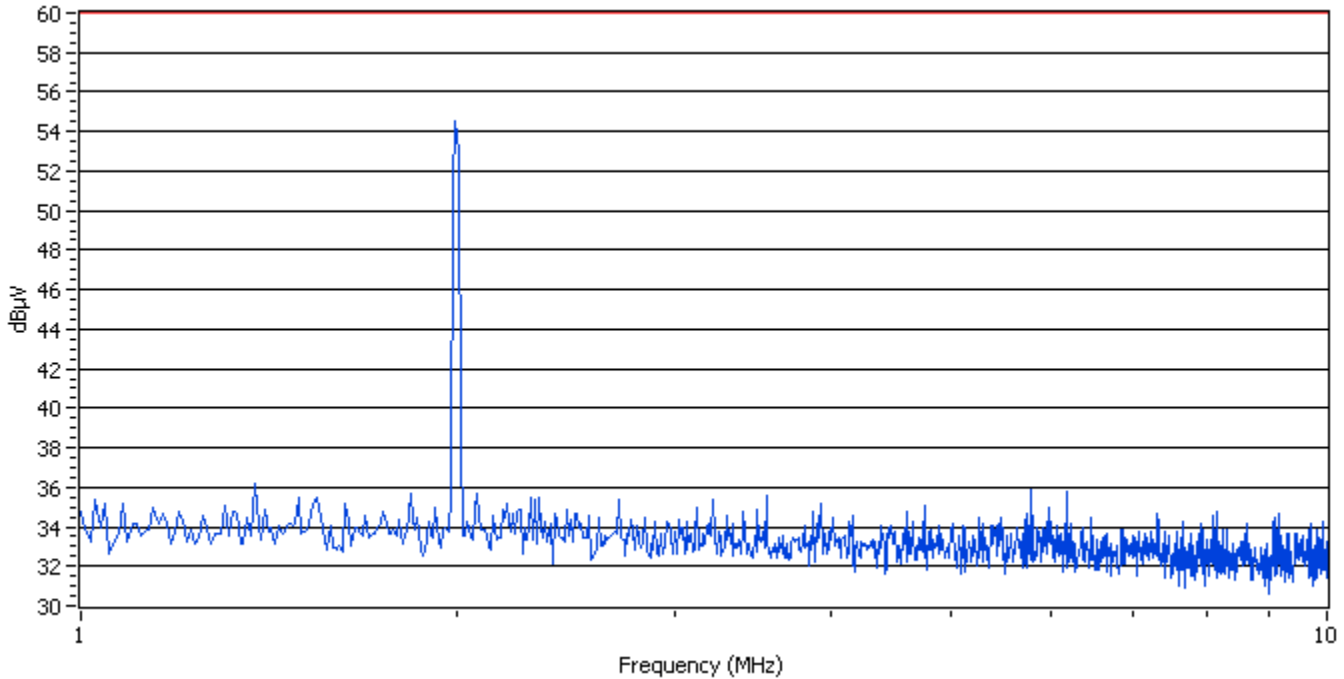
EUT Description: DC to DC Converter

Page: 12 of 61

Notes: \_\_\_\_\_

Data File Name: T:\13xx\1387\Data\4-13-11\1387CE102.ema

## Subreport Number: 3



Polarity: Conducted  
Mode of Operation: System Check at 2 MHz  
Notes: 24 VDC LISN

Tested by: Michael Westman  
Printed

Signature

Reviewed by: Gerald V. Anderson  
Printed

Signature

Mode of Operation Key	
#	Description
1	
2	
3	
4	
5	

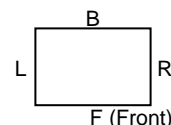
J:\REPORTS\2006\10xx\1038\Rpt\_Docs\2011\1580\1387-CE102-1580-with  
tab data-mjw-gva.doc

# Conducted Emissions



America

Test Report #: NC1101387 Test Area: 3 FACE DEFINITION (TOP VIEW)  
 EUT Model #: MIL1580-XXXX Date: 14 April, 2011 T = Top U = Under Side  
 EUT Serial #: None EUT Power: 24 VDC Temperature: 23 °C  
 Test Method: Mil Std 461F, CE102 Air Pressure: 99.1 kPa  
 Customer: Lind Electronics Relative Humidity: 22 %  
 EUT Description: DC to DC Converter Page: 13 of 61



Notes: \_\_\_\_\_

Data File Name: T:\13xx\1387\Data\4-13-11\1387CE102.ema

Frequency (MHz)	Receiver (dB)	Transducer (dB)	Cable Loss (dB)	Preamp (dB)	Final Data (dB)	Limit	Differential (dB)
1.02700000	15.23	0.01	0.11	0.00	35.36	60.00	-24.64
1.14400000	14.86	0.01	0.12	0.00	34.99	60.00	-25.01
1.19800000	14.64	0.01	0.12	0.00	34.77	60.00	-25.23
1.30600000	14.90	0.01	0.13	0.00	35.04	60.00	-24.96
1.37800000	16.06	0.01	0.13	0.00	36.20	60.00	-23.80
1.49500000	15.33	0.01	0.14	0.00	35.48	60.00	-24.52
1.54900000	15.29	0.01	0.14	0.00	35.44	60.00	-24.56
1.63000000	14.97	0.01	0.14	0.00	35.13	60.00	-24.87
1.74700000	14.59	0.01	0.15	0.00	34.75	60.00	-25.25
1.83700000	15.56	0.01	0.15	0.00	35.73	60.00	-24.27
1.98100000	15.51	0.01	0.16	0.00	35.68	60.00	-24.32
1.99900000	34.32	0.01	0.16	0.00	54.49	60.00	-5.51
2.08000000	15.53	0.01	0.16	0.00	35.71	60.00	-24.29
2.19700000	14.95	0.01	0.17	0.00	35.13	60.00	-24.87
2.29600000	15.32	0.01	0.17	0.00	35.50	60.00	-24.50
2.40400000	14.43	0.01	0.18	0.00	34.62	60.00	-25.38
2.45800000	14.68	0.01	0.18	0.00	34.87	60.00	-25.13
2.55700000	14.39	0.01	0.18	0.00	34.58	60.00	-25.42
2.70100000	15.15	0.01	0.19	0.00	35.35	60.00	-24.65
2.76400000	14.20	0.01	0.19	0.00	34.40	60.00	-25.60
2.83600000	14.22	0.01	0.20	0.00	34.43	60.00	-25.57
2.89000000	14.05	0.01	0.20	0.00	34.26	60.00	-25.74
3.02500000	14.12	0.01	0.20	0.00	34.33	60.00	-25.67
3.12400000	14.71	0.01	0.21	0.00	34.93	60.00	-25.07
3.21400000	15.12	0.01	0.21	0.00	35.34	60.00	-24.66
3.29500000	14.31	0.01	0.21	0.00	34.53	60.00	-25.47
3.40300000	14.55	0.01	0.22	0.00	34.78	60.00	-25.22
3.49300000	14.68	0.01	0.22	0.00	34.91	60.00	-25.09
3.54700000	15.39	0.01	0.22	0.00	35.62	60.00	-24.38
3.66400000	13.31	0.01	0.23	0.00	33.54	60.00	-26.46
3.76300000	13.20	0.01	0.23	0.00	33.44	60.00	-26.56
3.87100000	14.51	0.01	0.23	0.00	34.75	60.00	-25.25
3.92500000	14.94	0.01	0.23	0.00	35.18	60.00	-24.82
4.01500000	14.23	0.01	0.24	0.00	34.48	60.00	-25.52

Tested by: Michael Westman  
 Printed

Signature

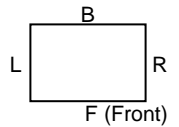
Reviewed by: Gerald V. Anderson  
 Printed

Signature

Mode of Operation Key	
#	Description
1	
2	
3	
4	
5	

J:\REPORTS\2006\10xx\1038\Rpt\_Docs\2011\1580\1387-CE102-1580-with tab data-mjw-gva.doc

# Conducted Emissions



FACE DEFINITION  
(TOP VIEW)

T = Top  
U = Under Side

Test Report #: NC1101387

Test Area: 3

EUT Model #: MIL1580-XXXX

Date: 14 April, 2011

EUT Serial #: None

EUT Power: 24 VDC

Temperature: 23 °C

Test Method: Mil Std 461F, CE102

Air Pressure: 99.1 kPa

Customer: Lind Electronics

Relative Humidity: 22 %

EUT Description: DC to DC Converter

Page: 14 of 61

Notes: \_\_\_\_\_

Data File Name: T:\13xx\1387\Data\4-13-11\1387CE102.ema

4.14100000	13.99	0.01	0.24	0.00	34.24	60.00	-25.76
4.15900000	14.31	0.01	0.24	0.00	34.56	60.00	-25.44
4.32100000	13.04	0.01	0.25	0.00	33.29	60.00	-26.71
4.39300000	13.78	0.01	0.25	0.00	34.04	60.00	-25.96
4.47400000	13.81	0.01	0.25	0.00	34.07	60.00	-25.93
4.59100000	13.71	0.01	0.26	0.00	33.97	60.00	-26.03
4.60900000	14.48	0.01	0.26	0.00	34.74	60.00	-25.26
4.75300000	14.83	0.01	0.26	0.00	35.10	60.00	-24.90
4.80700000	13.63	0.01	0.26	0.00	33.90	60.00	-26.10
4.87900000	13.76	0.01	0.26	0.00	34.03	60.00	-25.97
5.01400000	13.85	0.01	0.27	0.00	34.13	60.00	-25.87
5.09500000	13.74	0.01	0.27	0.00	34.02	60.00	-25.98
5.19400000	13.26	0.01	0.27	0.00	33.54	60.00	-26.46
5.25700000	14.13	0.01	0.28	0.00	34.41	60.00	-25.59
5.40100000	13.79	0.01	0.28	0.00	34.08	60.00	-25.92
5.48200000	14.13	0.01	0.28	0.00	34.42	60.00	-25.58
5.58100000	13.38	0.01	0.28	0.00	33.67	60.00	-26.33
5.63500000	13.64	0.01	0.29	0.00	33.93	60.00	-26.07
5.75200000	14.35	0.01	0.29	0.00	34.65	60.00	-25.35
5.79700000	15.56	0.01	0.29	0.00	35.86	60.00	-24.14
5.92300000	13.67	0.01	0.29	0.00	33.97	60.00	-26.03
5.98600000	14.64	0.01	0.30	0.00	34.94	60.00	-25.06
6.06700000	13.71	0.01	0.30	0.00	34.01	60.00	-25.99
6.17500000	15.50	0.01	0.30	0.00	35.81	60.00	-24.19
6.23800000	13.81	0.01	0.30	0.00	34.12	60.00	-25.88
6.37300000	13.62	0.01	0.31	0.00	33.93	60.00	-26.07
6.46300000	14.14	0.01	0.31	0.00	34.45	60.00	-25.55
6.49000000	13.19	0.01	0.31	0.00	33.51	60.00	-26.49
6.65200000	13.31	0.01	0.31	0.00	33.63	60.00	-26.37
6.69700000	12.81	0.01	0.31	0.00	33.13	60.00	-26.87
6.84100000	13.57	0.01	0.32	0.00	33.89	60.00	-26.11
6.86800000	13.49	0.01	0.32	0.00	33.81	60.00	-26.19
6.97600000	13.21	0.01	0.32	0.00	33.54	60.00	-26.46
7.05700000	13.43	0.01	0.32	0.00	33.76	60.00	-26.24
7.13800000	13.29	0.01	0.33	0.00	33.62	60.00	-26.38
7.22800000	13.40	0.01	0.33	0.00	33.73	60.00	-26.27
7.30000000	14.32	0.01	0.33	0.00	34.66	60.00	-25.34
7.42600000	13.38	0.01	0.33	0.00	33.72	60.00	-26.28

Tested by: Michael Westman  
Printed

Signature

Reviewed by: Gerald V. Anderson  
Printed

Signature

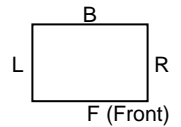
Mode of Operation Key	
#	Description
1	
2	
3	
4	
5	

J:\REPORTS\2006\10xx\1038\Rpt\_Docs\2011\1580\1387-CE102-1580-with tab data-mjw-gva.doc

# Conducted Emissions



America



FACE DEFINITION  
(TOP VIEW)

T = Top  
U = Under Side

Test Report #: NC1101387

Test Area: 3

EUT Model #: MIL1580-XXXX

Date: 14 April, 2011

EUT Serial #: None

EUT Power: 24 VDC

Temperature: 23 °C

Test Method: Mil Std 461F, CE102

Air Pressure: 99.1 kPa

Customer: Lind Electronics

Relative Humidity: 22 %

EUT Description: DC to DC Converter

Page: 15 of 61

Notes: \_\_\_\_\_

Data File Name: T:\13xx\1387\Data\4-13-11\1387CE102.ema

7.56100000	12.83	0.01	0.34	0.00	33.17	60.00	-26.83
7.65100000	13.96	0.01	0.34	0.00	34.30	60.00	-25.70
7.67800000	12.61	0.01	0.34	0.00	32.95	60.00	-27.05
7.76800000	13.34	0.01	0.34	0.00	33.69	60.00	-26.31
7.88500000	13.30	0.01	0.34	0.00	33.65	60.00	-26.35
7.93000000	13.85	0.01	0.35	0.00	34.20	60.00	-25.80
8.09200000	14.23	0.01	0.35	0.00	34.58	60.00	-25.42
8.14600000	14.45	0.01	0.35	0.00	34.81	60.00	-25.19
8.25400000	13.48	0.01	0.35	0.00	33.84	60.00	-26.16
8.31700000	13.50	0.01	0.35	0.00	33.86	60.00	-26.14
8.40700000	12.83	0.01	0.36	0.00	33.19	60.00	-26.81
8.54200000	12.83	0.01	0.36	0.00	33.19	60.00	-26.81
8.64100000	13.74	0.00	0.36	0.00	34.11	60.00	-25.89
8.70400000	12.42	0.00	0.36	0.00	32.79	60.00	-27.21
8.76700000	12.56	0.00	0.36	0.00	32.93	60.00	-27.07
8.85700000	12.60	0.00	0.37	0.00	32.97	60.00	-27.03
8.96500000	12.78	0.00	0.37	0.00	33.15	60.00	-26.85
9.07300000	14.08	0.00	0.37	0.00	34.46	60.00	-25.54
9.16300000	14.24	0.00	0.37	0.00	34.62	60.00	-25.38
9.22600000	12.62	0.00	0.38	0.00	33.00	60.00	-27.00
9.32500000	13.22	0.00	0.38	0.00	33.60	60.00	-26.40
9.43300000	13.22	0.00	0.38	0.00	33.60	60.00	-26.40
9.47800000	13.22	0.00	0.38	0.00	33.61	60.00	-26.39
9.55000000	13.19	0.00	0.38	0.00	33.58	60.00	-26.42
9.72100000	13.81	0.00	0.39	0.00	34.20	60.00	-25.80
9.76600000	12.67	0.00	0.39	0.00	33.06	60.00	-26.94
9.82900000	13.44	0.00	0.39	0.00	33.83	60.00	-26.17
9.91000000	13.84	0.00	0.39	0.00	34.23	60.00	-25.77

Tested by: Michael Westman  
Printed

Signature

Reviewed by: Gerald V. Anderson  
Printed

Signature

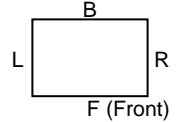
Mode of Operation Key	
#	Description
1	
2	
3	
4	
5	

J:\REPORTS\2006\10xx\1038\Rpt\_Docs\2011\1580\1387-CE102-1580-with tab data-mjw-gva.doc

# Conducted Emissions



America



FACE DEFINITION  
(TOP VIEW)

T = Top  
U = Under Side

Test Report #: NC1101387

Test Area: 3

EUT Model #: MIL1580-XXXX

Date: 14 April, 2011

EUT Serial #: None

EUT Power: 24 VDC

Temperature: 23 °C

Test Method: Mil Std 461F, CE102

Air Pressure: 99.1 kPa

Customer: Lind Electronics

Relative Humidity: 22 %

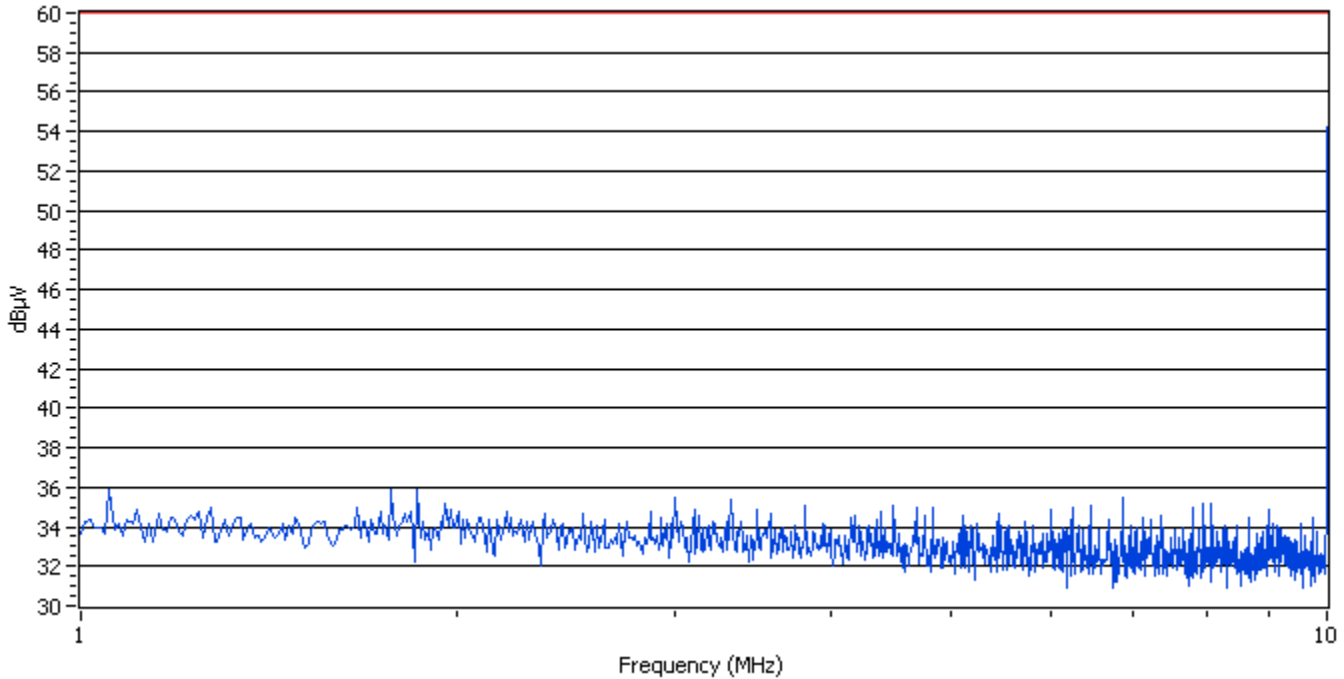
EUT Description: DC to DC Converter

Page: 16 of 61

Notes: \_\_\_\_\_

Data File Name: T:\13xx\1387\Data\4-13-11\1387CE102.ema

## Subreport Number: 4



Polarity: Conducted  
Mode of Operation: System Check at 10 MHz  
Notes: 24 VDC LISN

Tested by: Michael Westman  
Printed

Signature

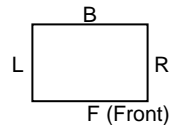
Reviewed by: Gerald V. Anderson  
Printed

Signature

Mode of Operation Key	
#	Description
1	
2	
3	
4	
5	

J:\REPORTS\2006\10xx\1038\Rpt\_Docs\2011\1580\1387-CE102-1580-with  
tab data-mjw-gva.doc

# Conducted Emissions



Test Report #: NC1101387

Test Area: 3

EUT Model #: MIL1580-XXXX

Date: 14 April, 2011

FACE DEFINITION (TOP VIEW)

T = Top  
U = Under Side

EUT Serial #: None

EUT Power: 24 VDC

Temperature: 23 °C

Test Method: Mil Std 461F, CE102

Air Pressure: 99.1 kPa

Customer: Lind Electronics

Relative Humidity: 22 %

EUT Description: DC to DC Converter

Page: 17 of 61

Notes: \_\_\_\_\_

Data File Name: T:\13xx\1387\Data\4-13-11\1387CE102.ema

Frequency (MHz)	Receiver (dB)	Transducer (dB)	Cable Loss (dB)	Preamplifier (dB)	Final Data (dB)	Limit	Differential (dB)
1.05400000	15.76	0.01	0.11	0.00	35.89	60.00	-24.11
1.10800000	14.75	0.01	0.12	0.00	34.88	60.00	-25.12
1.24300000	14.63	0.01	0.12	0.00	34.77	60.00	-25.23
1.27000000	14.87	0.01	0.13	0.00	35.01	60.00	-24.99
1.36900000	13.97	0.01	0.13	0.00	34.11	60.00	-25.89
1.48600000	14.34	0.01	0.14	0.00	34.49	60.00	-25.51
1.56700000	14.08	0.01	0.14	0.00	34.23	60.00	-25.77
1.66600000	14.84	0.01	0.15	0.00	35.00	60.00	-25.00
1.77400000	15.68	0.01	0.15	0.00	35.84	60.00	-24.16
1.86400000	15.69	0.01	0.16	0.00	35.86	60.00	-24.14
1.96300000	14.95	0.01	0.16	0.00	35.12	60.00	-24.88
2.00800000	14.58	0.01	0.16	0.00	34.75	60.00	-25.25
2.08900000	14.30	0.01	0.17	0.00	34.48	60.00	-25.52
2.19700000	14.60	0.01	0.17	0.00	34.78	60.00	-25.22
2.27800000	14.10	0.01	0.17	0.00	34.28	60.00	-25.72
2.35900000	14.48	0.01	0.18	0.00	34.67	60.00	-25.33
2.44000000	13.94	0.01	0.18	0.00	34.13	60.00	-25.87
2.53000000	14.46	0.01	0.18	0.00	34.65	60.00	-25.35
2.62900000	14.20	0.01	0.19	0.00	34.40	60.00	-25.60
2.74600000	14.04	0.01	0.19	0.00	34.24	60.00	-25.76
2.86300000	14.55	0.01	0.20	0.00	34.76	60.00	-25.24
2.92600000	14.25	0.01	0.20	0.00	34.46	60.00	-25.54
2.99800000	15.25	0.01	0.20	0.00	35.46	60.00	-24.54
3.10600000	14.66	0.01	0.21	0.00	34.87	60.00	-25.13
3.21400000	14.01	0.01	0.21	0.00	34.23	60.00	-25.77
3.32200000	15.12	0.01	0.21	0.00	35.34	60.00	-24.66
3.38500000	14.08	0.01	0.22	0.00	34.30	60.00	-25.70
3.49300000	14.66	0.01	0.22	0.00	34.89	60.00	-25.11
3.57400000	14.42	0.01	0.22	0.00	34.65	60.00	-25.35
3.65500000	13.76	0.01	0.23	0.00	33.99	60.00	-26.01
3.74500000	13.80	0.01	0.23	0.00	34.04	60.00	-25.96
3.81700000	14.80	0.01	0.23	0.00	35.04	60.00	-24.96
3.93400000	13.88	0.01	0.23	0.00	34.12	60.00	-25.88
3.99700000	13.63	0.01	0.24	0.00	33.87	60.00	-26.13

Tested by: Michael Westman  
Printed

Signature

Reviewed by: Gerald V. Anderson  
Printed

Signature

Mode of Operation Key	
#	Description
1	
2	
3	
4	
5	

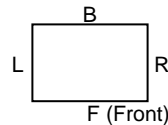
J:\REPORTS\2006\10xx\1038\Rpt\_Docs\2011\1580\1387-CE102-1580-with tab data-mjw-gva.doc



# Conducted Emissions



America



FACE DEFINITION  
(TOP VIEW)

T = Top  
U = Under Side

Test Report #: NC1101387

Test Area: 3

EUT Model #: MIL1580-XXXX

Date: 14 April, 2011

EUT Serial #: None

EUT Power: 24 VDC

Temperature: 23 °C

Test Method: Mil Std 461F, CE102

Air Pressure: 99.1 kPa

Customer: Lind Electronics

Relative Humidity: 22 %

EUT Description: DC to DC Converter

Page: 18 of 61

Notes: \_\_\_\_\_

Data File Name: T:\13xx\1387\Data\4-13-11\1387CE102.ema

4.10500000	13.35	0.01	0.24	0.00	33.60	60.00	-26.40
4.17700000	14.36	0.01	0.24	0.00	34.61	60.00	-25.39
4.28500000	13.83	0.01	0.25	0.00	34.08	60.00	-25.92
4.39300000	14.51	0.01	0.25	0.00	34.77	60.00	-25.23
4.49200000	14.76	0.01	0.25	0.00	35.02	60.00	-24.98
4.53700000	13.34	0.01	0.25	0.00	33.60	60.00	-26.40
4.67200000	14.04	0.01	0.26	0.00	34.31	60.00	-25.69
4.69000000	14.73	0.01	0.26	0.00	35.00	60.00	-25.00
4.82500000	14.74	0.01	0.26	0.00	35.01	60.00	-24.99
4.92400000	13.17	0.01	0.27	0.00	33.44	60.00	-26.56
5.01400000	12.93	0.01	0.27	0.00	33.21	60.00	-26.79
5.10400000	14.28	0.01	0.27	0.00	34.56	60.00	-25.44
5.17600000	13.80	0.01	0.27	0.00	34.08	60.00	-25.92
5.23000000	13.85	0.01	0.27	0.00	34.13	60.00	-25.87
5.39200000	13.30	0.01	0.28	0.00	33.59	60.00	-26.41
5.44600000	14.39	0.01	0.28	0.00	34.68	60.00	-25.32
5.56300000	13.74	0.01	0.28	0.00	34.03	60.00	-25.97
5.65300000	13.49	0.01	0.29	0.00	33.78	60.00	-26.22
5.72500000	14.01	0.01	0.29	0.00	34.31	60.00	-25.69
5.80600000	13.73	0.01	0.29	0.00	34.03	60.00	-25.97
5.91400000	13.33	0.01	0.29	0.00	33.63	60.00	-26.37
6.01300000	14.54	0.01	0.30	0.00	34.84	60.00	-25.16
6.08500000	13.31	0.01	0.30	0.00	33.61	60.00	-26.39
6.13900000	13.63	0.01	0.30	0.00	33.94	60.00	-26.06
6.24700000	14.61	0.01	0.30	0.00	34.92	60.00	-25.08
6.31900000	13.72	0.01	0.30	0.00	34.03	60.00	-25.97
6.45400000	14.79	0.01	0.31	0.00	35.10	60.00	-24.90
6.56200000	13.54	0.01	0.31	0.00	33.86	60.00	-26.14
6.66100000	13.46	0.01	0.31	0.00	33.78	60.00	-26.22
6.68800000	14.02	0.01	0.31	0.00	34.34	60.00	-25.66
6.76900000	12.98	0.01	0.32	0.00	33.30	60.00	-26.70
6.85900000	15.11	0.01	0.32	0.00	35.43	60.00	-24.57
6.94900000	13.74	0.01	0.32	0.00	34.07	60.00	-25.93
7.11100000	14.12	0.01	0.33	0.00	34.45	60.00	-25.55
7.15600000	13.43	0.01	0.33	0.00	33.76	60.00	-26.24
7.21900000	13.98	0.01	0.33	0.00	34.31	60.00	-25.69
7.34500000	14.23	0.01	0.33	0.00	34.57	60.00	-25.43
7.42600000	12.49	0.01	0.33	0.00	32.83	60.00	-27.17

Tested by: Michael Westman  
Printed

Signature

Reviewed by: Gerald V. Anderson  
Printed

Signature

Mode of Operation Key	
#	Description
1	
2	
3	
4	
5	

J:\REPORTS\2006\10xx\1038\Rpt\_Docs\2011\1580\1387-CE102-1580-with tab data-mjw-gva.doc

# Conducted Emissions

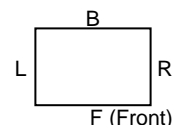


America

Test Report #: NC1101387

Test Area: 3

FACE DEFINITION  
(TOP VIEW)



EUT Model #: MIL1580-XXXX

Date: 14 April, 2011

T = Top  
U = Under Side

EUT Serial #: None

EUT Power: 24 VDC

Temperature: 23 °C

Test Method: Mil Std 461F, CE102

Air Pressure: 99.1 kPa

Customer: Lind Electronics

Relative Humidity: 22 %

EUT Description: DC to DC Converter

Page: 19 of 61

Notes: \_\_\_\_\_

Data File Name: T:\13xx\1387\Data\4-13-11\1387CE102.ema

7.54300000	13.48	0.01	0.34	0.00	33.82	60.00	-26.18
7.65100000	13.29	0.01	0.34	0.00	33.63	60.00	-26.37
7.66900000	13.58	0.01	0.34	0.00	33.92	60.00	-26.08
7.79500000	14.61	0.01	0.34	0.00	34.96	60.00	-25.04
7.90300000	13.47	0.01	0.34	0.00	33.82	60.00	-26.18
7.96600000	14.86	0.01	0.35	0.00	35.21	60.00	-24.79
8.08300000	14.78	0.01	0.35	0.00	35.13	60.00	-24.87
8.14600000	13.43	0.01	0.35	0.00	33.79	60.00	-26.21
8.27200000	13.67	0.01	0.35	0.00	34.03	60.00	-25.97
8.30800000	13.45	0.01	0.35	0.00	33.81	60.00	-26.19
8.44300000	13.07	0.01	0.36	0.00	33.43	60.00	-26.57
8.47000000	13.68	0.01	0.36	0.00	34.04	60.00	-25.96
8.61400000	12.53	0.00	0.36	0.00	32.90	60.00	-27.10
8.65900000	14.09	0.00	0.36	0.00	34.46	60.00	-25.54
8.78500000	13.28	0.00	0.37	0.00	33.65	60.00	-26.35
8.89300000	13.35	0.00	0.37	0.00	33.72	60.00	-26.28
8.99200000	14.45	0.00	0.37	0.00	34.82	60.00	-25.18
9.04600000	13.82	0.00	0.37	0.00	34.20	60.00	-25.80
9.10900000	13.63	0.00	0.37	0.00	34.01	60.00	-25.99
9.19900000	13.46	0.00	0.37	0.00	33.84	60.00	-26.16
9.28900000	13.09	0.00	0.38	0.00	33.47	60.00	-26.53
9.41500000	12.93	0.00	0.38	0.00	33.31	60.00	-26.69
9.53200000	13.72	0.00	0.38	0.00	34.11	60.00	-25.89
9.58600000	13.16	0.00	0.38	0.00	33.55	60.00	-26.45
9.71200000	12.61	0.00	0.39	0.00	33.00	60.00	-27.00
9.73900000	14.11	0.00	0.39	0.00	34.50	60.00	-25.50
9.82000000	12.50	0.00	0.39	0.00	32.89	60.00	-27.11
9.99100000	31.89	0.00	0.39	0.00	52.29	60.00	-7.71

Tested by: Michael Westman  
Printed

Signature

Reviewed by: Gerald V. Anderson  
Printed

Signature

Mode of Operation Key	
#	Description
1	
2	
3	
4	
5	

J:\REPORTS\2006\10xx\1038\Rpt\_Docs\2011\1580\1387-CE102-1580-with tab data-mjw-gva.doc

# Conducted Emissions

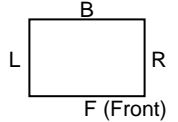


America

Test Report #: NC1101387

Test Area: 3

FACE DEFINITION  
(TOP VIEW)



EUT Model #: MIL1580-XXXX

Date: 14 April, 2011

T = Top  
U = Under Side

EUT Serial #: None

EUT Power: 24 VDC

Temperature: 23 °C

Test Method: Mil Std 461F, CE102

Air Pressure: 99.1 kPa

Customer: Lind Electronics

Relative Humidity: 22 %

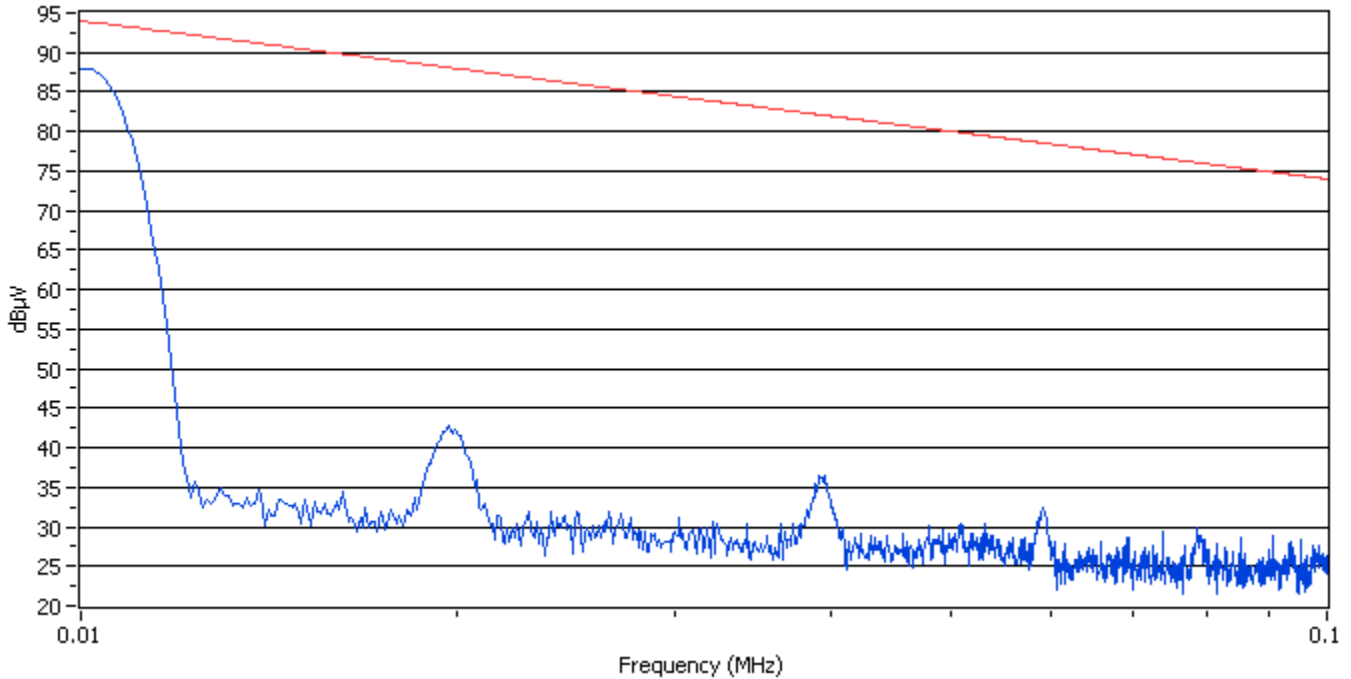
EUT Description: DC to DC Converter

Page: 20 of 61

Notes: \_\_\_\_\_

Data File Name: T:\13xx\1387\Data\4-13-11\1387CE102.ema

## Subreport Number: 5



Polarity: Conducted  
Mode of Operation: System Check at 10 kHz  
Notes: DC Return LISN

Tested by: Michael Westman  
Printed

Signature

Reviewed by: Gerald V. Anderson  
Printed

Signature

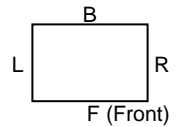
Mode of Operation Key	
#	Description
1	
2	
3	
4	
5	

J:\REPORTS\2006\10xx\1038\Rpt\_Docs\2011\1580\1387-CE102-1580-with tab data-mjw-gva.doc

# Conducted Emissions



America



FACE DEFINITION  
(TOP VIEW)

T = Top  
U = Under Side

Test Report #: NC1101387

Test Area: 3

EUT Model #: MIL1580-XXXX

Date: 14 April, 2011

EUT Serial #: None

EUT Power: 24 VDC

Temperature: 23 °C

Test Method: Mil Std 461F, CE102

Air Pressure: 99.1 kPa

Customer: Lind Electronics

Relative Humidity: 22 %

EUT Description: DC to DC Converter

Page: 21 of 61

Notes: \_\_\_\_\_

Data File Name: T:\13xx\1387\Data\4-13-11\1387CE102.ema

Frequency (MHz)	Receiver (dB)	Transducer (dB)	Cable Loss (dB)	Preamplifier (dB)	Final Data (dB)	Limit	Differential (dB)
0.01018000	63.70	4.09	0.01	0.00	87.80	93.84	-6.05
0.01090000	56.84	3.74	0.01	0.00	80.59	93.25	-12.66
0.01180000	27.59	3.36	0.01	0.00	50.96	92.56	-41.60
0.01297000	12.06	2.95	0.01	0.00	35.02	91.74	-56.72
0.01387000	11.92	2.66	0.01	0.00	34.59	91.16	-56.57
0.01513000	11.09	2.33	0.01	0.00	33.43	90.40	-56.97
0.01621000	12.39	2.09	0.01	0.00	34.49	89.80	-55.31
0.01630000	10.81	2.07	0.01	0.00	32.89	89.75	-56.86
0.01774000	10.46	1.81	0.01	0.00	32.28	89.02	-56.74
0.01891000	14.86	1.63	0.01	0.00	36.50	88.46	-51.96
0.01972000	21.21	1.51	0.01	0.00	42.74	88.10	-45.36
0.01999000	20.80	1.48	0.01	0.00	42.29	87.98	-45.69
0.02080000	14.50	1.40	0.01	0.00	35.92	87.63	-51.72
0.02170000	9.88	1.32	0.01	0.00	31.22	87.27	-56.05
0.02287000	10.76	1.23	0.01	0.00	32.00	86.81	-54.81
0.02386000	10.74	1.15	0.01	0.00	31.90	86.44	-54.54
0.02503000	10.80	1.06	0.01	0.00	31.87	86.03	-54.15
0.02602000	9.02	0.99	0.01	0.00	30.02	85.69	-55.67
0.02656000	10.87	0.95	0.01	0.00	31.83	85.51	-53.68
0.02710000	10.67	0.91	0.02	0.00	31.59	85.34	-53.74
0.02809000	8.84	0.84	0.02	0.00	29.70	85.02	-55.33
0.02890000	8.36	0.79	0.02	0.00	29.17	84.78	-55.61
0.03025000	10.42	0.71	0.02	0.00	31.15	84.38	-53.23
0.03142000	9.11	0.67	0.02	0.00	29.80	84.05	-54.25
0.03214000	9.98	0.65	0.02	0.00	30.64	83.85	-53.21
0.03250000	8.93	0.64	0.02	0.00	29.58	83.76	-54.17
0.03412000	7.88	0.59	0.02	0.00	28.48	83.33	-54.85
0.03430000	9.83	0.58	0.02	0.00	30.43	83.29	-52.86
0.03556000	8.37	0.54	0.02	0.00	28.93	82.97	-54.04
0.03646000	9.86	0.52	0.02	0.00	30.39	82.76	-52.36
0.03772000	9.74	0.48	0.02	0.00	30.24	82.46	-52.22
0.03862000	13.15	0.46	0.02	0.00	33.62	82.26	-48.63
0.03961000	16.03	0.43	0.02	0.00	36.48	82.04	-45.56
0.03970000	14.41	0.43	0.02	0.00	34.86	82.02	-47.16

Tested by: Michael Westman  
Printed

Signature

Reviewed by: Gerald V. Anderson  
Printed

Signature

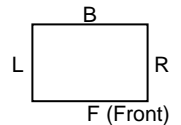
Mode of Operation Key	
#	Description
1	
2	
3	
4	
5	

J:\REPORTS\2006\10xx\1038\Rpt\_Docs\2011\1580\1387-CE102-1580-with tab data-mjw-gva.doc

# Conducted Emissions



America



Test Report #: NC1101387

Test Area: 3

FACE DEFINITION  
(TOP VIEW)

EUT Model #: MIL1580-XXXX

Date: 14 April, 2011

T = Top  
U = Under Side

EUT Serial #: None

EUT Power: 24 VDC

Temperature: 23 °C

Test Method: Mil Std 461F, CE102

Air Pressure: 99.1 kPa

Customer: Lind Electronics

Relative Humidity: 22 %

EUT Description: DC to DC Converter

Page: 22 of 61

Notes: \_\_\_\_\_

Data File Name: T:\13xx\1387\Data\4-13-11\1387CE102.ema

0.04087000	9.34	0.41	0.02	0.00	29.77	81.76	-52.00
0.04222000	8.63	0.39	0.02	0.00	29.04	81.48	-52.44
0.04303000	8.47	0.39	0.02	0.00	28.87	81.32	-52.44
0.04330000	8.14	0.38	0.02	0.00	28.54	81.26	-52.72
0.04429000	8.46	0.37	0.02	0.00	28.85	81.07	-52.21
0.04573000	8.71	0.36	0.02	0.00	29.09	80.79	-51.70
0.04609000	7.64	0.35	0.02	0.00	28.01	80.72	-52.71
0.04699000	8.10	0.34	0.02	0.00	28.47	80.55	-52.09
0.04798000	9.84	0.34	0.02	0.00	30.20	80.37	-50.17
0.04915000	9.36	0.32	0.02	0.00	29.71	80.16	-50.46
0.04978000	8.85	0.32	0.02	0.00	29.19	80.05	-50.86
0.05086000	10.04	0.31	0.02	0.00	30.37	79.86	-49.49
0.05176000	8.90	0.30	0.02	0.00	29.22	79.71	-50.49
0.05311000	10.06	0.29	0.02	0.00	30.37	79.49	-49.12
0.05329000	8.89	0.29	0.02	0.00	29.20	79.46	-50.26
0.05464000	8.03	0.28	0.02	0.00	28.33	79.24	-50.91
0.05554000	7.85	0.27	0.02	0.00	28.14	79.10	-50.96
0.05590000	8.34	0.26	0.02	0.00	28.63	79.04	-50.42
0.05725000	8.25	0.25	0.02	0.00	28.53	78.84	-50.31
0.05842000	10.41	0.24	0.02	0.00	30.68	78.66	-47.98
0.05923000	12.03	0.24	0.02	0.00	32.29	78.54	-46.25
0.05950000	10.35	0.24	0.02	0.00	30.61	78.50	-47.89
0.06040000	7.90	0.23	0.02	0.00	28.15	78.37	-50.22
0.06166000	7.67	0.22	0.02	0.00	27.91	78.19	-50.28
0.06283000	5.49	0.21	0.02	0.00	25.73	78.03	-52.30
0.06319000	6.51	0.21	0.02	0.00	26.74	77.98	-51.23
0.06445000	7.12	0.20	0.02	0.00	27.34	77.81	-50.46
0.06517000	6.22	0.19	0.02	0.00	26.44	77.71	-51.27
0.06589000	7.80	0.19	0.02	0.00	28.01	77.61	-49.60
0.06679000	6.28	0.18	0.02	0.00	26.49	77.50	-51.01
0.06796000	7.14	0.18	0.02	0.00	27.34	77.34	-50.00
0.06931000	8.46	0.17	0.03	0.00	28.65	77.17	-48.52
0.07003000	6.74	0.16	0.03	0.00	26.93	77.08	-50.16
0.07084000	6.06	0.16	0.03	0.00	26.24	76.98	-50.74
0.07138000	7.08	0.15	0.03	0.00	27.26	76.92	-49.66
0.07255000	7.35	0.14	0.03	0.00	27.52	76.78	-49.26
0.07381000	9.26	0.14	0.03	0.00	29.42	76.63	-47.20
0.07471000	6.00	0.13	0.03	0.00	26.16	76.52	-50.36

Tested by: Michael Westman  
Printed

Signature

Reviewed by: Gerald V. Anderson  
Printed

Signature

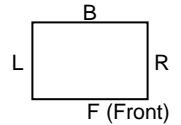
Mode of Operation Key	
#	Description
1	
2	
3	
4	
5	

J:\REPORTS\2006\10xx\1038\Rpt\_Docs\2011\1580\1387-CE102-1580-with tab data-mjw-gva.doc

# Conducted Emissions



America



Test Report #: NC1101387

Test Area: 3

FACE DEFINITION  
(TOP VIEW)

EUT Model #: MIL1580-XXXX

Date: 14 April, 2011

T = Top  
U = Under Side

EUT Serial #: None

EUT Power: 24 VDC

Temperature: 23 °C

Test Method: Mil Std 461F, CE102

Air Pressure: 99.1 kPa

Customer: Lind Electronics

Relative Humidity: 22 %

EUT Description: DC to DC Converter

Page: 23 of 61

Notes: \_\_\_\_\_

Data File Name: T:\13xx\1387\Data\4-13-11\1387CE102.ema

0.07516000	5.47	0.13	0.03	0.00	25.63	76.47	-50.84
0.07642000	6.03	0.12	0.03	0.00	26.18	76.33	-50.15
0.07678000	7.43	0.12	0.03	0.00	27.58	76.28	-48.71
0.07822000	7.28	0.11	0.03	0.00	27.42	76.12	-48.71
0.07876000	9.86	0.11	0.03	0.00	29.99	76.06	-46.07
0.07930000	8.84	0.10	0.03	0.00	28.97	76.00	-47.03
0.08029000	6.96	0.10	0.03	0.00	27.09	75.90	-48.81
0.08173000	7.85	0.10	0.03	0.00	27.98	75.74	-47.77
0.08218000	5.49	0.10	0.03	0.00	25.61	75.69	-50.08
0.08290000	7.13	0.10	0.03	0.00	27.25	75.62	-48.36
0.08407000	6.77	0.09	0.03	0.00	26.89	75.50	-48.60
0.08515000	8.48	0.09	0.03	0.00	28.60	75.39	-46.78
0.08587000	6.41	0.09	0.03	0.00	26.53	75.31	-48.78
0.08677000	5.04	0.09	0.03	0.00	25.16	75.22	-50.06
0.08803000	5.66	0.09	0.03	0.00	25.78	75.10	-49.32
0.08893000	5.88	0.09	0.03	0.00	26.00	75.01	-49.01
0.08992000	6.92	0.09	0.03	0.00	27.04	74.91	-47.87
0.09046000	8.82	0.09	0.03	0.00	28.94	74.86	-45.92
0.09118000	5.48	0.09	0.03	0.00	25.60	74.79	-49.19
0.09253000	6.13	0.09	0.03	0.00	26.24	74.66	-48.42
0.09343000	7.94	0.08	0.03	0.00	28.05	74.58	-46.52
0.09388000	7.14	0.08	0.03	0.00	27.25	74.54	-47.28
0.09514000	8.36	0.08	0.03	0.00	28.47	74.42	-45.95
0.09622000	6.18	0.08	0.03	0.00	26.29	74.32	-48.03
0.09712000	5.90	0.08	0.03	0.00	26.01	74.24	-48.23
0.09739000	7.55	0.08	0.03	0.00	27.66	74.22	-46.56
0.09856000	7.39	0.08	0.03	0.00	27.50	74.11	-46.61
0.09910000	6.50	0.08	0.03	0.00	26.61	74.07	-47.46

Tested by: Michael Westman  
Printed

Signature

Reviewed by: Gerald V. Anderson  
Printed

Signature

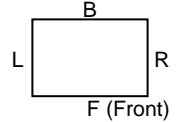
Mode of Operation Key	
#	Description
1	
2	
3	
4	
5	

J:\REPORTS\2006\10xx\1038\Rpt\_Docs\2011\1580\1387-CE102-1580-with tab data-mjw-gva.doc

# Conducted Emissions



America



FACE DEFINITION  
(TOP VIEW)

T = Top  
U = Under Side

Test Report #: NC1101387

Test Area: 3

EUT Model #: MIL1580-XXXX

Date: 14 April, 2011

EUT Serial #: None

EUT Power: 24 VDC

Temperature: 23 °C

Test Method: Mil Std 461F, CE102

Air Pressure: 99.1 kPa

Customer: Lind Electronics

Relative Humidity: 22 %

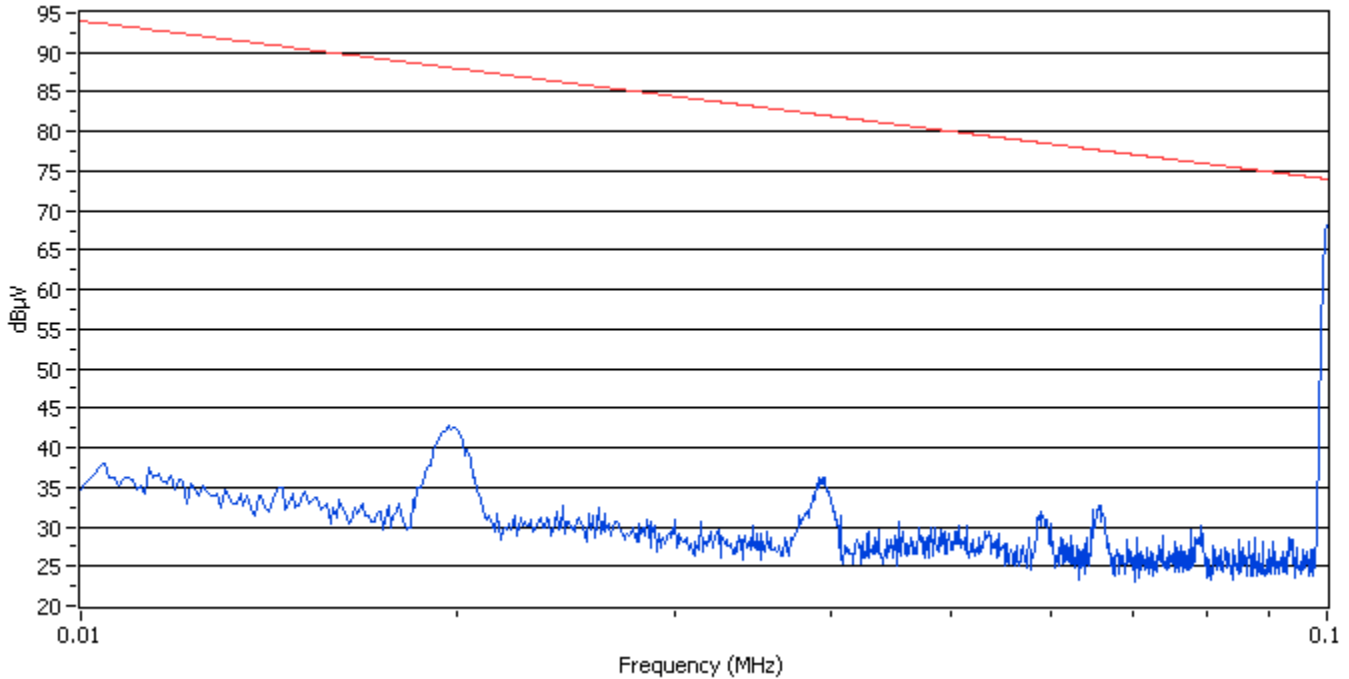
EUT Description: DC to DC Converter

Page: 24 of 61

Notes: \_\_\_\_\_

Data File Name: T:\13xx\1387\Data\4-13-11\1387CE102.ema

## Subreport Number: 6



Polarity: Conducted  
Mode of Operation: System Check at 100 kHz  
Notes: DC Return LISN

Tested by: Michael Westman  
Printed

Signature

Reviewed by: Gerald V. Anderson  
Printed

Signature

Mode of Operation Key	
#	Description
1	
2	
3	
4	
5	

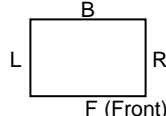
J:\REPORTS\2006\10xx\1038\Rpt\_Docs\2011\1580\1387-CE102-1580-with tab data-mjw-gva.doc

# Conducted Emissions



America

Test Report #: NC1101387 Test Area: 3 FACE DEFINITION (TOP VIEW)  
 EUT Model #: MIL1580-XXXX Date: 14 April, 2011 T = Top U = Under Side  
 EUT Serial #: None EUT Power: 24 VDC Temperature: 23 °C  
 Test Method: Mil Std 461F, CE102 Air Pressure: 99.1 kPa  
 Customer: Lind Electronics Relative Humidity: 22 %  
 EUT Description: DC to DC Converter Page: 25 of 61



Notes: \_\_\_\_\_

Data File Name: T:\13xx\1387\Data\4-13-11\1387CE102.ema

Frequency (MHz)	Receiver (dB)	Transducer (dB)	Cable Loss (dB)	Preamplifier (dB)	Final Data (dB)	Limit	Differential (dB)
0.01045000	13.96	3.95	0.01	0.00	37.92	93.62	-55.69
0.01135000	13.99	3.54	0.01	0.00	37.54	92.90	-55.36
0.01180000	13.07	3.36	0.01	0.00	36.44	92.56	-56.12
0.01306000	11.68	2.92	0.01	0.00	34.61	91.68	-57.07
0.01441000	12.50	2.51	0.01	0.00	35.02	90.82	-55.80
0.01450000	12.37	2.49	0.01	0.00	34.87	90.77	-55.90
0.01612000	11.28	2.11	0.01	0.00	33.40	89.85	-56.45
0.01684000	10.82	1.97	0.01	0.00	32.80	89.47	-56.67
0.01801000	11.23	1.76	0.01	0.00	33.00	88.89	-55.89
0.01891000	15.01	1.63	0.01	0.00	36.65	88.46	-51.81
0.01972000	21.20	1.51	0.01	0.00	42.73	88.10	-45.37
0.01999000	20.99	1.48	0.01	0.00	42.48	87.98	-45.50
0.02080000	13.16	1.40	0.01	0.00	34.58	87.63	-53.06
0.02233000	10.09	1.27	0.01	0.00	31.37	87.02	-55.64
0.02341000	9.97	1.18	0.01	0.00	31.17	86.61	-55.44
0.02413000	10.78	1.13	0.01	0.00	31.92	86.34	-54.42
0.02440000	11.54	1.11	0.01	0.00	32.66	86.25	-53.59
0.02602000	11.45	0.99	0.01	0.00	32.45	85.69	-53.24
0.02629000	10.69	0.97	0.01	0.00	31.67	85.60	-53.93
0.02773000	9.11	0.87	0.02	0.00	29.99	85.14	-55.14
0.02845000	9.94	0.82	0.02	0.00	30.77	84.91	-54.14
0.02890000	9.41	0.79	0.02	0.00	30.22	84.78	-54.56
0.02998000	10.15	0.72	0.02	0.00	30.89	84.46	-53.57
0.03142000	9.95	0.67	0.02	0.00	30.64	84.05	-53.41
0.03241000	8.64	0.64	0.02	0.00	29.30	83.78	-54.48
0.03250000	9.04	0.64	0.02	0.00	29.69	83.76	-54.06
0.03412000	8.35	0.59	0.02	0.00	28.95	83.33	-54.38
0.03457000	9.58	0.57	0.02	0.00	30.17	83.22	-53.05
0.03556000	8.75	0.54	0.02	0.00	29.31	82.97	-53.66
0.03673000	8.16	0.51	0.02	0.00	28.69	82.69	-54.01
0.03772000	10.81	0.48	0.02	0.00	31.31	82.46	-51.15
0.03871000	13.54	0.45	0.02	0.00	34.01	82.24	-48.22
0.03907000	15.78	0.44	0.02	0.00	36.24	82.16	-45.91
0.03988000	13.96	0.42	0.02	0.00	34.40	81.98	-47.58

Mode of Operation Key	
#	Description
1	
2	
3	
4	
5	

Tested by: Michael Westman  
 Printed

Signature

Reviewed by: Gerald V. Anderson  
 Printed

Signature

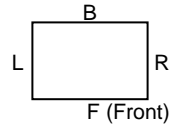
J:\REPORTS\2006\10xx\1038\Rpt\_Docs\2011\1580\1387-CE102-1580-with tab data-mjw-gva.doc



# Conducted Emissions



America



FACE DEFINITION  
(TOP VIEW)

T = Top  
U = Under Side

Test Report #: NC1101387

Test Area: 3

EUT Model #: MIL1580-XXXX

Date: 14 April, 2011

EUT Serial #: None

EUT Power: 24 VDC

Temperature: 23 °C

Test Method: Mil Std 461F, CE102

Air Pressure: 99.1 kPa

Customer: Lind Electronics

Relative Humidity: 22 %

EUT Description: DC to DC Converter

Page: 26 of 61

Notes: \_\_\_\_\_

Data File Name: T:\13xx\1387\Data\4-13-11\1387CE102.ema

0.04069000	10.93	0.41	0.02	0.00	31.36	81.80	-50.44
0.04195000	7.94	0.40	0.02	0.00	28.36	81.54	-53.18
0.04285000	8.95	0.39	0.02	0.00	29.36	81.35	-52.00
0.04366000	9.32	0.38	0.02	0.00	29.72	81.19	-51.47
0.04501000	8.59	0.36	0.02	0.00	28.97	80.93	-51.95
0.04528000	10.23	0.36	0.02	0.00	30.61	80.87	-50.26
0.04636000	8.21	0.35	0.02	0.00	28.58	80.67	-52.09
0.04699000	9.42	0.34	0.02	0.00	29.79	80.55	-50.77
0.04843000	9.42	0.33	0.02	0.00	29.77	80.29	-50.52
0.04897000	9.24	0.33	0.02	0.00	29.59	80.19	-50.61
0.05023000	9.11	0.31	0.02	0.00	29.45	79.97	-50.53
0.05059000	9.74	0.31	0.02	0.00	30.07	79.91	-49.84
0.05140000	9.75	0.30	0.02	0.00	30.07	79.77	-49.70
0.05311000	8.84	0.29	0.02	0.00	29.15	79.49	-50.34
0.05356000	9.19	0.28	0.02	0.00	29.50	79.41	-49.92
0.05446000	8.80	0.28	0.02	0.00	29.10	79.27	-50.17
0.05527000	7.59	0.27	0.02	0.00	27.88	79.14	-51.26
0.05635000	7.36	0.26	0.02	0.00	27.64	78.97	-51.33
0.05761000	7.30	0.25	0.02	0.00	27.57	78.78	-51.21
0.05851000	10.94	0.24	0.02	0.00	31.21	78.65	-47.44
0.05896000	11.54	0.24	0.02	0.00	31.80	78.58	-46.78
0.05950000	10.68	0.24	0.02	0.00	30.94	78.50	-47.56
0.06112000	8.44	0.22	0.02	0.00	28.69	78.27	-49.58
0.06130000	8.11	0.22	0.02	0.00	28.36	78.24	-49.89
0.06238000	8.69	0.21	0.02	0.00	28.93	78.09	-49.16
0.06391000	7.63	0.20	0.02	0.00	27.86	77.88	-50.02
0.06481000	11.84	0.20	0.02	0.00	32.06	77.76	-45.70
0.06571000	12.48	0.19	0.02	0.00	32.70	77.64	-44.94
0.06580000	12.48	0.19	0.02	0.00	32.69	77.63	-44.93
0.06670000	8.71	0.18	0.02	0.00	28.92	77.51	-48.59
0.06796000	6.95	0.18	0.02	0.00	27.15	77.34	-50.19
0.06922000	8.11	0.17	0.03	0.00	28.30	77.19	-48.88
0.06958000	6.77	0.16	0.03	0.00	26.96	77.14	-50.18
0.07039000	8.46	0.16	0.03	0.00	28.64	77.04	-48.40
0.07165000	7.11	0.15	0.03	0.00	27.29	76.89	-49.60
0.07219000	6.61	0.15	0.03	0.00	26.78	76.82	-50.04
0.07372000	8.74	0.14	0.03	0.00	28.90	76.64	-47.73
0.07462000	6.78	0.13	0.03	0.00	26.94	76.53	-49.59

Tested by: Michael Westman  
Printed

Signature

Reviewed by: Gerald V. Anderson  
Printed

Signature

Mode of Operation Key	
#	Description
1	
2	
3	
4	
5	

J:\REPORTS\2006\10xx\1038\Rpt\_Docs\2011\1580\1387-CE102-1580-with tab data-mjw-gva.doc

# Conducted Emissions

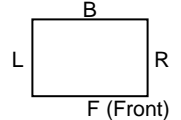


America

Test Report #: NC1101387

Test Area: 3

FACE DEFINITION  
(TOP VIEW)



EUT Model #: MIL1580-XXXX

Date: 14 April, 2011

T = Top  
U = Under Side

EUT Serial #: None

EUT Power: 24 VDC

Temperature: 23 °C

Test Method: Mil Std 461F, CE102

Air Pressure: 99.1 kPa

Customer: Lind Electronics

Relative Humidity: 22 %

EUT Description: DC to DC Converter

Page: 27 of 61

Notes: \_\_\_\_\_

Data File Name: T:\13xx\1387\Data\4-13-11\1387CE102.ema

0.07561000	8.05	0.13	0.03	0.00	28.20	76.42	-48.22
0.07642000	7.39	0.12	0.03	0.00	27.54	76.33	-48.79
0.07705000	6.78	0.12	0.03	0.00	26.92	76.25	-49.33
0.07786000	9.38	0.11	0.03	0.00	29.52	76.16	-46.64
0.07921000	9.92	0.10	0.03	0.00	30.05	76.01	-45.96
0.07939000	8.98	0.10	0.03	0.00	29.11	75.99	-46.88
0.08101000	7.37	0.10	0.03	0.00	27.50	75.82	-48.32
0.08119000	7.06	0.10	0.03	0.00	27.19	75.80	-48.61
0.08281000	7.27	0.10	0.03	0.00	27.39	75.63	-48.23
0.08299000	6.64	0.10	0.03	0.00	26.76	75.61	-48.84
0.08407000	6.97	0.09	0.03	0.00	27.09	75.50	-48.40
0.08506000	8.21	0.09	0.03	0.00	28.33	75.39	-47.06
0.08560000	7.14	0.09	0.03	0.00	27.26	75.34	-48.08
0.08650000	7.90	0.09	0.03	0.00	28.02	75.25	-47.23
0.08740000	8.42	0.09	0.03	0.00	28.54	75.16	-46.62
0.08884000	7.94	0.09	0.03	0.00	28.06	75.02	-46.96
0.08974000	6.90	0.09	0.03	0.00	27.02	74.93	-47.91
0.09037000	8.08	0.09	0.03	0.00	28.20	74.87	-46.67
0.09100000	6.64	0.09	0.03	0.00	26.76	74.81	-48.05
0.09226000	6.62	0.09	0.03	0.00	26.74	74.69	-47.95
0.09307000	8.47	0.08	0.03	0.00	28.58	74.61	-46.03
0.09370000	8.37	0.08	0.03	0.00	28.48	74.55	-46.07
0.09469000	7.31	0.08	0.03	0.00	27.42	74.46	-47.04
0.09550000	7.05	0.08	0.03	0.00	27.16	74.39	-47.23
0.09694000	7.04	0.08	0.03	0.00	27.15	74.26	-47.11
0.09811000	8.61	0.08	0.03	0.00	28.72	74.15	-45.43
0.09901000	37.03	0.08	0.03	0.00	57.14	74.07	-16.94
0.09991000	47.98	0.08	0.03	0.00	68.09	74.00	-5.91

Tested by: Michael Westman  
Printed

Signature

Reviewed by: Gerald V. Anderson  
Printed

Signature

Mode of Operation Key	
#	Description
1	
2	
3	
4	
5	

J:\REPORTS\2006\10xx\1038\Rpt\_Docs\2011\1580\1387-CE102-1580-with tab data-mjw-gva.doc

# Conducted Emissions

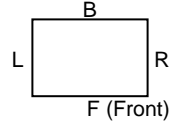


America

Test Report #: NC1101387

Test Area: 3

FACE DEFINITION  
(TOP VIEW)



EUT Model #: MIL1580-XXXX

Date: 14 April, 2011

T = Top  
U = Under Side

EUT Serial #: None

EUT Power: 24 VDC

Temperature: 23 °C

Test Method: Mil Std 461F, CE102

Air Pressure: 99.1 kPa

Customer: Lind Electronics

Relative Humidity: 22 %

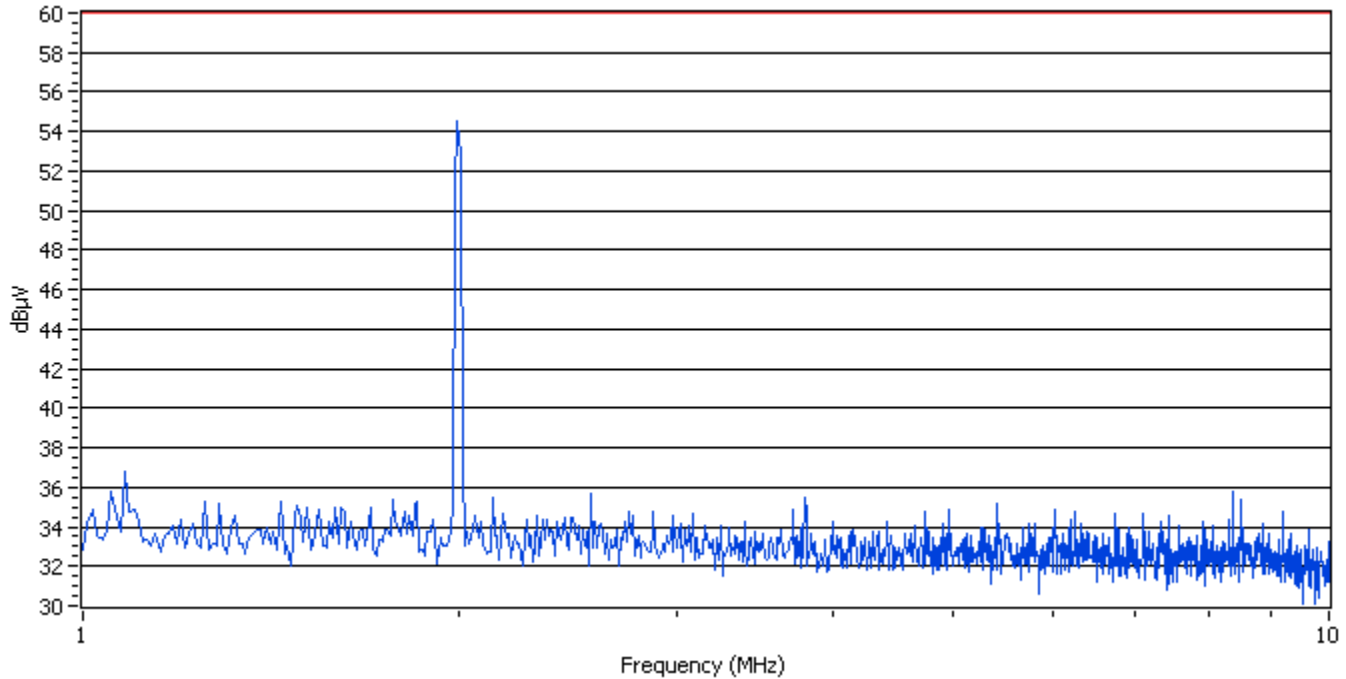
EUT Description: DC to DC Converter

Page: 28 of 61

Notes: \_\_\_\_\_

Data File Name: T:\13xx\1387\Data\4-13-11\1387CE102.ema

## Subreport Number: 7



Polarity: Conducted  
Mode of Operation: System Check at 2 MHz  
Notes: DC Return LISN

Tested by: Michael Westman  
Printed

Signature

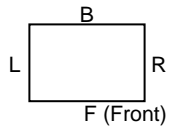
Reviewed by: Gerald V. Anderson  
Printed

Signature

Mode of Operation Key	
#	Description
1	
2	
3	
4	
5	

J:\REPORTS\2006\10xx\1038\Rpt\_Docs\2011\1580\1387-CE102-1580-with  
tab data-mjw-gva.doc

# Conducted Emissions



Test Report #: NC1101387 Test Area: 3

EUT Model #: MIL1580-XXXX Date: 14 April, 2011

EUT Serial #: None EUT Power: 24 VDC Temperature: 23 °C

Test Method: Mil Std 461F, CE102 Air Pressure: 99.1 kPa

Customer: Lind Electronics Relative Humidity: 22 %

EUT Description: DC to DC Converter Page: 29 of 61

Notes: \_\_\_\_\_

Data File Name: T:\13xx\1387\Data\4-13-11\1387CE102.ema

Frequency (MHz)	Receiver (dB)	Transducer (dB)	Cable Loss (dB)	Preamp (dB)	Final Data (dB)	Limit	Differential (dB)
1.08100000	16.69	0.01	0.11	0.00	36.82	60.00	-23.18
1.09900000	14.74	0.01	0.12	0.00	34.87	60.00	-25.13
1.25200000	15.16	0.01	0.12	0.00	35.30	60.00	-24.70
1.28800000	15.02	0.01	0.13	0.00	35.16	60.00	-24.84
1.44100000	15.10	0.01	0.13	0.00	35.25	60.00	-24.75
1.48600000	14.89	0.01	0.14	0.00	35.04	60.00	-24.96
1.59400000	14.84	0.01	0.14	0.00	34.99	60.00	-25.01
1.70200000	14.84	0.01	0.15	0.00	35.00	60.00	-25.00
1.77400000	15.22	0.01	0.15	0.00	35.38	60.00	-24.62
1.85500000	15.06	0.01	0.15	0.00	35.23	60.00	-24.77
1.98100000	15.00	0.01	0.16	0.00	35.17	60.00	-24.83
1.99900000	34.37	0.01	0.16	0.00	54.54	60.00	-5.46
2.13400000	15.26	0.01	0.17	0.00	35.44	60.00	-24.56
2.17000000	14.53	0.01	0.17	0.00	34.71	60.00	-25.29
2.31400000	14.33	0.01	0.17	0.00	34.52	60.00	-25.48
2.35900000	14.16	0.01	0.18	0.00	34.35	60.00	-25.65
2.44000000	14.29	0.01	0.18	0.00	34.48	60.00	-25.52
2.55700000	15.49	0.01	0.18	0.00	35.68	60.00	-24.32
2.68300000	13.69	0.01	0.19	0.00	33.89	60.00	-26.11
2.74600000	14.60	0.01	0.19	0.00	34.80	60.00	-25.20
2.87200000	14.53	0.01	0.20	0.00	34.74	60.00	-25.26
2.97100000	14.34	0.01	0.20	0.00	34.55	60.00	-25.45
3.01600000	13.96	0.01	0.20	0.00	34.17	60.00	-25.83
3.08800000	14.41	0.01	0.21	0.00	34.62	60.00	-25.38
3.16900000	13.45	0.01	0.21	0.00	33.67	60.00	-26.33
3.25000000	13.80	0.01	0.21	0.00	34.02	60.00	-25.98
3.39400000	14.04	0.01	0.22	0.00	34.26	60.00	-25.74
3.46600000	13.53	0.01	0.22	0.00	33.76	60.00	-26.24
3.52000000	13.24	0.01	0.22	0.00	33.47	60.00	-26.53
3.63700000	13.60	0.01	0.22	0.00	33.83	60.00	-26.17
3.71800000	14.61	0.01	0.23	0.00	34.85	60.00	-25.15
3.79900000	15.21	0.01	0.23	0.00	35.45	60.00	-24.55
3.94300000	13.06	0.01	0.23	0.00	33.30	60.00	-26.70
3.99700000	13.97	0.01	0.24	0.00	34.21	60.00	-25.79

Mode of Operation Key	
#	Description
1	
2	
3	
4	
5	

Tested by: Michael Westman  
Printed

Signature

Reviewed by: Gerald V. Anderson  
Printed

Signature

J:\REPORTS\2006\10xx\1038\Rpt\_Docs\2011\1580\1387-CE102-1580-with tab data-mjw-gva.doc

# Conducted Emissions

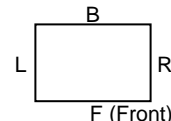


America

Test Report #: NC1101387

Test Area: 3

FACE DEFINITION  
(TOP VIEW)



EUT Model #: MIL1580-XXXX

Date: 14 April, 2011

T = Top  
U = Under Side

EUT Serial #: None

EUT Power: 24 VDC

Temperature: 23 °C

Test Method: Mil Std 461F, CE102

Air Pressure: 99.1 kPa

Customer: Lind Electronics

Relative Humidity: 22 %

EUT Description: DC to DC Converter

Page: 30 of 61

Notes: \_\_\_\_\_

Data File Name: T:\13xx\1387\Data\4-13-11\1387CE102.ema

4.13200000	13.52	0.01	0.24	0.00	33.77	60.00	-26.23
4.15000000	13.63	0.01	0.24	0.00	33.88	60.00	-26.12
4.30300000	13.49	0.01	0.25	0.00	33.74	60.00	-26.26
4.34800000	13.50	0.01	0.25	0.00	33.76	60.00	-26.24
4.42000000	13.98	0.01	0.25	0.00	34.24	60.00	-25.76
4.56400000	13.40	0.01	0.25	0.00	33.66	60.00	-26.34
4.64500000	13.80	0.01	0.26	0.00	34.06	60.00	-25.94
4.74400000	14.54	0.01	0.26	0.00	34.81	60.00	-25.19
4.81600000	13.17	0.01	0.26	0.00	33.44	60.00	-26.56
4.90600000	13.92	0.01	0.26	0.00	34.19	60.00	-25.81
4.96000000	14.56	0.01	0.27	0.00	34.83	60.00	-25.17
5.13100000	13.41	0.01	0.27	0.00	33.69	60.00	-26.31
5.16700000	13.29	0.01	0.27	0.00	33.57	60.00	-26.43
5.24800000	13.68	0.01	0.27	0.00	33.96	60.00	-26.04
5.33800000	13.29	0.01	0.28	0.00	33.57	60.00	-26.43
5.41900000	14.92	0.01	0.28	0.00	35.21	60.00	-24.79
5.51800000	13.33	0.01	0.28	0.00	33.62	60.00	-26.38
5.62600000	12.81	0.01	0.29	0.00	33.10	60.00	-26.90
5.73400000	13.89	0.01	0.29	0.00	34.19	60.00	-25.81
5.80600000	13.83	0.01	0.29	0.00	34.13	60.00	-25.87
5.93200000	12.83	0.01	0.29	0.00	33.13	60.00	-26.87
6.03100000	14.57	0.01	0.30	0.00	34.87	60.00	-25.13
6.12100000	13.39	0.01	0.30	0.00	33.70	60.00	-26.30
6.20200000	14.05	0.01	0.30	0.00	34.36	60.00	-25.64
6.26500000	14.45	0.01	0.30	0.00	34.76	60.00	-25.24
6.31900000	13.89	0.01	0.30	0.00	34.20	60.00	-25.80
6.40000000	13.40	0.01	0.31	0.00	33.71	60.00	-26.29
6.49900000	13.23	0.01	0.31	0.00	33.55	60.00	-26.45
6.58900000	13.33	0.01	0.31	0.00	33.65	60.00	-26.35
6.74200000	14.32	0.01	0.32	0.00	34.64	60.00	-25.36
6.76000000	13.68	0.01	0.32	0.00	34.00	60.00	-26.00
6.90400000	13.63	0.01	0.32	0.00	33.96	60.00	-26.04
6.94000000	13.22	0.01	0.32	0.00	33.55	60.00	-26.45
7.09300000	14.29	0.01	0.32	0.00	34.62	60.00	-25.38
7.18300000	13.38	0.01	0.33	0.00	33.71	60.00	-26.29
7.29100000	13.33	0.01	0.33	0.00	33.67	60.00	-26.33
7.32700000	13.95	0.01	0.33	0.00	34.29	60.00	-25.71
7.43500000	14.27	0.01	0.33	0.00	34.61	60.00	-25.39

Tested by: Michael Westman  
Printed

Signature

Reviewed by: Gerald V. Anderson  
Printed

Signature

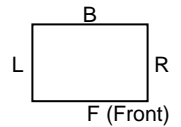
Mode of Operation Key	
#	Description
1	
2	
3	
4	
5	

J:\REPORTS\2006\10xx\1038\Rpt\_Docs\2011\1580\1387-CE102-1580-with tab data-mjw-gva.doc

# Conducted Emissions



America



Test Report #: NC1101387

Test Area: 3

FACE DEFINITION  
(TOP VIEW)

EUT Model #: MIL1580-XXXX

Date: 14 April, 2011

T = Top  
U = Under Side

EUT Serial #: None

EUT Power: 24 VDC

Temperature: 23 °C

Test Method: Mil Std 461F, CE102

Air Pressure: 99.1 kPa

Customer: Lind Electronics

Relative Humidity: 22 %

EUT Description: DC to DC Converter

Page: 31 of 61

Notes: \_\_\_\_\_

Data File Name: T:\13xx\1387\Data\4-13-11\1387CE102.ema

7.48000000	12.53	0.01	0.33	0.00	32.87	60.00	-27.13
7.58800000	13.72	0.01	0.34	0.00	34.06	60.00	-25.94
7.71400000	13.05	0.01	0.34	0.00	33.40	60.00	-26.60
7.76800000	12.74	0.01	0.34	0.00	33.09	60.00	-26.91
7.84000000	13.17	0.01	0.34	0.00	33.52	60.00	-26.48
7.93000000	13.86	0.01	0.35	0.00	34.21	60.00	-25.79
8.06500000	13.75	0.01	0.35	0.00	34.10	60.00	-25.90
8.11900000	12.70	0.01	0.35	0.00	33.05	60.00	-26.95
8.22700000	12.85	0.01	0.35	0.00	33.21	60.00	-26.79
8.30800000	13.96	0.01	0.35	0.00	34.32	60.00	-25.68
8.38000000	15.37	0.01	0.36	0.00	35.73	60.00	-24.27
8.48800000	14.96	0.01	0.36	0.00	35.32	60.00	-24.68
8.56000000	12.77	0.01	0.36	0.00	33.14	60.00	-26.86
8.72200000	12.89	0.00	0.36	0.00	33.26	60.00	-26.74
8.77600000	13.28	0.00	0.37	0.00	33.65	60.00	-26.35
8.85700000	13.81	0.00	0.37	0.00	34.18	60.00	-25.82
8.96500000	13.26	0.00	0.37	0.00	33.63	60.00	-26.37
9.03700000	12.31	0.00	0.37	0.00	32.69	60.00	-27.31
9.18100000	14.34	0.00	0.37	0.00	34.72	60.00	-25.28
9.24400000	12.41	0.00	0.38	0.00	32.79	60.00	-27.21
9.32500000	13.29	0.00	0.38	0.00	33.67	60.00	-26.33
9.44200000	12.66	0.00	0.38	0.00	33.04	60.00	-26.96
9.49600000	12.45	0.00	0.38	0.00	32.84	60.00	-27.16
9.55000000	12.61	0.00	0.38	0.00	33.00	60.00	-27.00
9.64900000	13.45	0.00	0.38	0.00	33.84	60.00	-26.16
9.77500000	12.50	0.00	0.39	0.00	32.89	60.00	-27.11
9.86500000	12.32	0.00	0.39	0.00	32.71	60.00	-27.29
9.99100000	12.83	0.00	0.39	0.00	33.23	60.00	-26.77

Tested by: Michael Westman  
Printed

Signature

Reviewed by: Gerald V. Anderson  
Printed

Signature

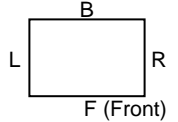
Mode of Operation Key	
#	Description
1	
2	
3	
4	
5	

J:\REPORTS\2006\10xx\1038\Rpt\_Docs\2011\1580\1387-CE102-1580-with tab data-mjw-gva.doc

# Conducted Emissions



America



FACE DEFINITION  
(TOP VIEW)

T = Top  
U = Under Side

Test Report #: NC1101387

Test Area: 3

EUT Model #: MIL1580-XXXX

Date: 14 April, 2011

EUT Serial #: None

EUT Power: 24 VDC

Temperature: 23 °C

Test Method: Mil Std 461F, CE102

Air Pressure: 99.1 kPa

Customer: Lind Electronics

Relative Humidity: 22 %

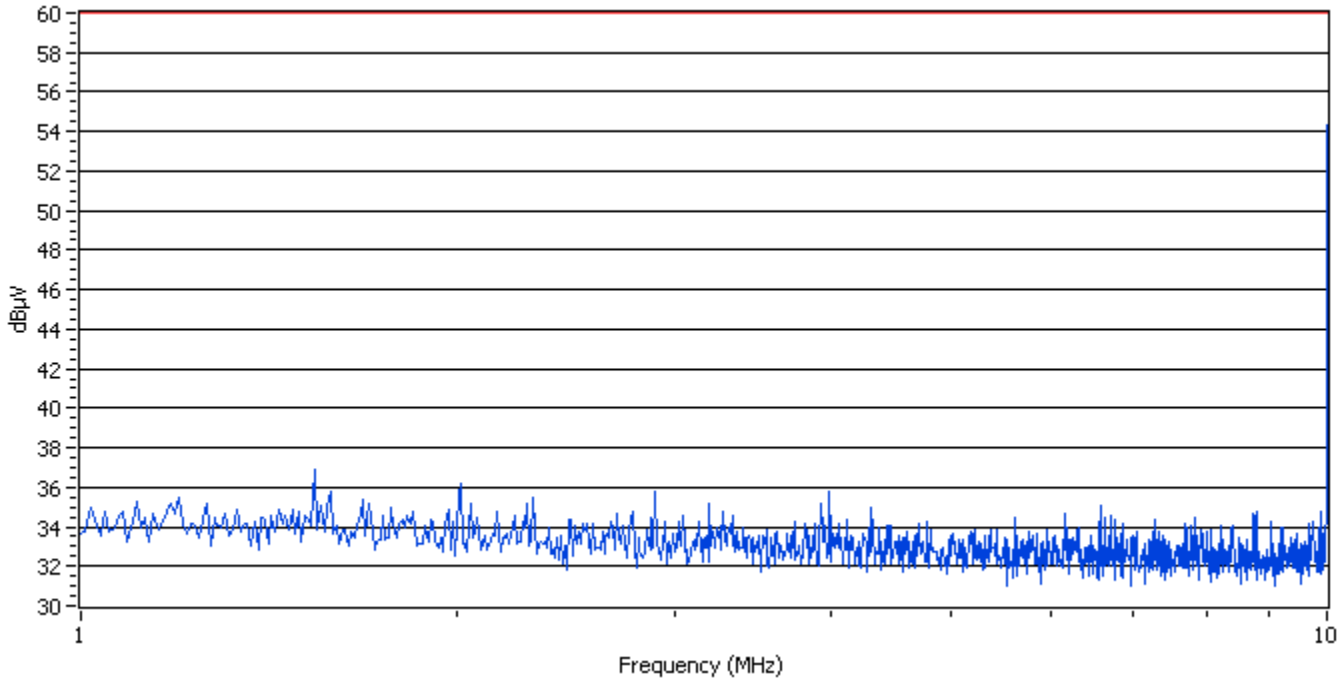
EUT Description: DC to DC Converter

Page: 32 of 61

Notes: \_\_\_\_\_

Data File Name: T:\13xx\1387\Data\4-13-11\1387CE102.ema

## Subreport Number: 8



Polarity: Conducted  
Mode of Operation: System Check at 10 MHz  
Notes: DC Return LISN

Tested by: Michael Westman  
Printed

Signature

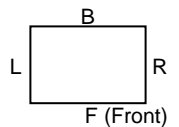
Reviewed by: Gerald V. Anderson  
Printed

Signature

Mode of Operation Key	
#	Description
1	
2	
3	
4	
5	

J:\REPORTS\2006\10xx\1038\Rpt\_Docs\2011\1580\1387-CE102-1580-with  
tab data-mjw-gva.doc

# Conducted Emissions



Test Report #: NC1101387

Test Area: 3

EUT Model #: MIL1580-XXXX

Date: 14 April, 2011

FACE DEFINITION (TOP VIEW)

T = Top  
U = Under Side

EUT Serial #: None

EUT Power: 24 VDC

Temperature: 23 °C

Test Method: Mil Std 461F, CE102

Air Pressure: 99.1 kPa

Customer: Lind Electronics

Relative Humidity: 22 %

EUT Description: DC to DC Converter

Page: 33 of 61

Notes: \_\_\_\_\_

Data File Name: T:\13xx\1387\Data\4-13-11\1387CE102.ema

Frequency (MHz)	Receiver (dB)	Transducer (dB)	Cable Loss (dB)	Preamplifier (dB)	Final Data (dB)	Limit	Differential (dB)
1.01800000	14.84	0.01	0.11	0.00	34.96	60.00	-25.04
1.10800000	15.15	0.01	0.12	0.00	35.28	60.00	-24.72
1.19800000	15.31	0.01	0.12	0.00	35.44	60.00	-24.56
1.33300000	14.70	0.01	0.13	0.00	34.84	60.00	-25.16
1.44100000	14.70	0.01	0.13	0.00	34.85	60.00	-25.15
1.47700000	14.71	0.01	0.14	0.00	34.86	60.00	-25.14
1.54000000	16.71	0.01	0.14	0.00	36.86	60.00	-23.14
1.68400000	15.22	0.01	0.15	0.00	35.38	60.00	-24.62
1.77400000	14.79	0.01	0.15	0.00	34.95	60.00	-25.05
1.84600000	14.55	0.01	0.15	0.00	34.72	60.00	-25.28
1.97200000	14.72	0.01	0.16	0.00	34.89	60.00	-25.11
2.01700000	16.01	0.01	0.16	0.00	36.18	60.00	-23.82
2.16100000	14.55	0.01	0.17	0.00	34.73	60.00	-25.27
2.23300000	14.35	0.01	0.17	0.00	34.53	60.00	-25.47
2.30500000	15.32	0.01	0.17	0.00	35.50	60.00	-24.50
2.37700000	13.73	0.01	0.18	0.00	33.92	60.00	-26.08
2.47600000	14.21	0.01	0.18	0.00	34.40	60.00	-25.60
2.54800000	13.98	0.01	0.18	0.00	34.17	60.00	-25.83
2.69200000	14.47	0.01	0.19	0.00	34.67	60.00	-25.33
2.77300000	14.59	0.01	0.19	0.00	34.79	60.00	-25.21
2.87200000	14.29	0.01	0.20	0.00	34.50	60.00	-25.50
2.89000000	15.62	0.01	0.20	0.00	35.83	60.00	-24.17
3.04300000	14.36	0.01	0.20	0.00	34.57	60.00	-25.43
3.13300000	14.08	0.01	0.21	0.00	34.30	60.00	-25.70
3.19600000	15.00	0.01	0.21	0.00	35.22	60.00	-24.78
3.27700000	14.53	0.01	0.21	0.00	34.75	60.00	-25.25
3.34000000	14.32	0.01	0.21	0.00	34.54	60.00	-25.46
3.43900000	13.36	0.01	0.22	0.00	33.59	60.00	-26.41
3.54700000	13.60	0.01	0.22	0.00	33.83	60.00	-26.17
3.61900000	13.51	0.01	0.22	0.00	33.74	60.00	-26.26
3.73600000	14.00	0.01	0.23	0.00	34.24	60.00	-25.76
3.80800000	13.95	0.01	0.23	0.00	34.19	60.00	-25.81
3.92500000	14.92	0.01	0.23	0.00	35.16	60.00	-24.84
3.98800000	15.58	0.01	0.24	0.00	35.82	60.00	-24.18

Tested by: Michael Westman  
Printed

Signature

Reviewed by: Gerald V. Anderson  
Printed

Signature

Mode of Operation Key	
#	Description
1	
2	
3	
4	
5	

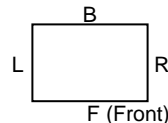
J:\REPORTS\2006\10xx\1038\Rpt\_Docs\2011\1580\1387-CE102-1580-with tab data-mjw-gva.doc



# Conducted Emissions



America



FACE DEFINITION  
(TOP VIEW)

T = Top  
U = Under Side

Test Report #: NC1101387

Test Area: 3

EUT Model #: MIL1580-XXXX

Date: 14 April, 2011

EUT Serial #: None

EUT Power: 24 VDC

Temperature: 23 °C

Test Method: Mil Std 461F, CE102

Air Pressure: 99.1 kPa

Customer: Lind Electronics

Relative Humidity: 22 %

EUT Description: DC to DC Converter

Page: 34 of 61

Notes: \_\_\_\_\_

Data File Name: T:\13xx\1387\Data\4-13-11\1387CE102.ema

4.12300000	14.09	0.01	0.24	0.00	34.34	60.00	-25.66
4.15000000	13.28	0.01	0.24	0.00	33.53	60.00	-26.47
4.31200000	14.71	0.01	0.25	0.00	34.96	60.00	-25.04
4.37500000	13.66	0.01	0.25	0.00	33.92	60.00	-26.08
4.42900000	13.84	0.01	0.25	0.00	34.10	60.00	-25.90
4.52800000	13.33	0.01	0.25	0.00	33.59	60.00	-26.41
4.60900000	13.45	0.01	0.26	0.00	33.71	60.00	-26.29
4.69900000	13.87	0.01	0.26	0.00	34.14	60.00	-25.86
4.78000000	14.02	0.01	0.26	0.00	34.29	60.00	-25.71
4.92400000	12.64	0.01	0.27	0.00	32.91	60.00	-27.09
5.01400000	13.36	0.01	0.27	0.00	33.64	60.00	-26.36
5.06800000	13.06	0.01	0.27	0.00	33.34	60.00	-26.66
5.22100000	13.61	0.01	0.27	0.00	33.89	60.00	-26.11
5.31100000	13.29	0.01	0.28	0.00	33.57	60.00	-26.43
5.36500000	13.55	0.01	0.28	0.00	33.84	60.00	-26.16
5.42800000	13.52	0.01	0.28	0.00	33.81	60.00	-26.19
5.51800000	13.19	0.01	0.28	0.00	33.48	60.00	-26.52
5.62600000	14.16	0.01	0.29	0.00	34.45	60.00	-25.55
5.76100000	13.41	0.01	0.29	0.00	33.71	60.00	-26.29
5.84200000	13.36	0.01	0.29	0.00	33.66	60.00	-26.34
5.92300000	12.91	0.01	0.29	0.00	33.21	60.00	-26.79
5.95000000	13.52	0.01	0.29	0.00	33.82	60.00	-26.18
6.04900000	13.27	0.01	0.30	0.00	33.57	60.00	-26.43
6.15700000	14.33	0.01	0.30	0.00	34.64	60.00	-25.36
6.30100000	13.54	0.01	0.30	0.00	33.85	60.00	-26.15
6.32800000	13.66	0.01	0.30	0.00	33.97	60.00	-26.03
6.45400000	13.28	0.01	0.31	0.00	33.59	60.00	-26.41
6.57100000	13.11	0.01	0.31	0.00	33.43	60.00	-26.57
6.58000000	14.71	0.01	0.31	0.00	35.03	60.00	-24.97
6.70600000	14.24	0.01	0.31	0.00	34.56	60.00	-25.44
6.76000000	14.02	0.01	0.32	0.00	34.34	60.00	-25.66
6.85000000	13.87	0.01	0.32	0.00	34.19	60.00	-25.81
6.97600000	13.18	0.01	0.32	0.00	33.51	60.00	-26.49
7.03900000	13.46	0.01	0.32	0.00	33.79	60.00	-26.21
7.20100000	13.01	0.01	0.33	0.00	33.34	60.00	-26.66
7.28200000	14.06	0.01	0.33	0.00	34.40	60.00	-25.60
7.32700000	13.45	0.01	0.33	0.00	33.79	60.00	-26.21
7.41700000	13.00	0.01	0.33	0.00	33.34	60.00	-26.66

Tested by: Michael Westman  
Printed

Signature

Reviewed by: Gerald V. Anderson  
Printed

Signature

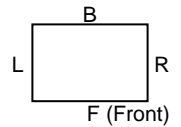
Mode of Operation Key	
#	Description
1	
2	
3	
4	
5	

J:\REPORTS\2006\10xx\1038\Rpt\_Docs\2011\1580\1387-CE102-1580-with tab data-mjw-gva.doc

# Conducted Emissions



America



FACE DEFINITION  
(TOP VIEW)

T = Top  
U = Under Side

Test Report #: NC1101387

Test Area: 3

EUT Model #: MIL1580-XXXX

Date: 14 April, 2011

EUT Serial #: None

EUT Power: 24 VDC

Temperature: 23 °C

Test Method: Mil Std 461F, CE102

Air Pressure: 99.1 kPa

Customer: Lind Electronics

Relative Humidity: 22 %

EUT Description: DC to DC Converter

Page: 35 of 61

Notes: \_\_\_\_\_

Data File Name: T:\13xx\1387\Data\4-13-11\1387CE102.ema

7.49800000	12.47	0.01	0.33	0.00	32.81	60.00	-27.19
7.61500000	12.69	0.01	0.34	0.00	33.03	60.00	-26.97
7.67800000	13.80	0.01	0.34	0.00	34.14	60.00	-25.86
7.82200000	14.11	0.01	0.34	0.00	34.46	60.00	-25.54
7.92100000	13.51	0.01	0.35	0.00	33.86	60.00	-26.14
7.93000000	13.44	0.01	0.35	0.00	33.79	60.00	-26.21
8.08300000	13.48	0.01	0.35	0.00	33.83	60.00	-26.17
8.19100000	12.75	0.01	0.35	0.00	33.11	60.00	-26.89
8.22700000	13.73	0.01	0.35	0.00	34.09	60.00	-25.91
8.34400000	12.65	0.01	0.36	0.00	33.01	60.00	-26.99
8.40700000	13.69	0.01	0.36	0.00	34.05	60.00	-25.95
8.50600000	13.13	0.01	0.36	0.00	33.49	60.00	-26.51
8.63200000	12.98	0.00	0.36	0.00	33.35	60.00	-26.65
8.73100000	14.31	0.00	0.36	0.00	34.68	60.00	-25.32
8.78500000	14.38	0.00	0.37	0.00	34.75	60.00	-25.25
8.83000000	12.32	0.00	0.37	0.00	32.69	60.00	-27.31
8.96500000	12.51	0.00	0.37	0.00	32.88	60.00	-27.12
9.01000000	13.85	0.00	0.37	0.00	34.23	60.00	-25.77
9.17200000	13.53	0.00	0.37	0.00	33.91	60.00	-26.09
9.20800000	13.62	0.00	0.37	0.00	34.00	60.00	-26.00
9.34300000	13.05	0.00	0.38	0.00	33.43	60.00	-26.57
9.42400000	12.91	0.00	0.38	0.00	33.29	60.00	-26.71
9.46000000	13.28	0.00	0.38	0.00	33.67	60.00	-26.33
9.58600000	12.90	0.00	0.38	0.00	33.29	60.00	-26.71
9.68500000	13.78	0.00	0.39	0.00	34.17	60.00	-25.83
9.73900000	13.87	0.00	0.39	0.00	34.26	60.00	-25.74
9.90100000	14.39	0.00	0.39	0.00	34.78	60.00	-25.22
9.99100000	31.64	0.00	0.39	0.00	52.04	60.00	-7.96

Tested by: Michael Westman  
Printed

Signature

Reviewed by: Gerald V. Anderson  
Printed

Signature

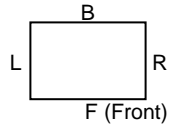
Mode of Operation Key	
#	Description
1	
2	
3	
4	
5	

J:\REPORTS\2006\10xx\1038\Rpt\_Docs\2011\1580\1387-CE102-1580-with tab data-mjw-gva.doc

# Conducted Emissions



America



FACE DEFINITION  
(TOP VIEW)

T = Top  
U = Under Side

Test Report #: NC1101387

Test Area: 3

EUT Model #: MIL1580-XXXX

Date: 14 April, 2011

EUT Serial #: None

EUT Power: 24 VDC

Temperature: 23 °C

Test Method: Mil Std 461F, CE102

Air Pressure: 99.1 kPa

Customer: Lind Electronics

Relative Humidity: 22 %

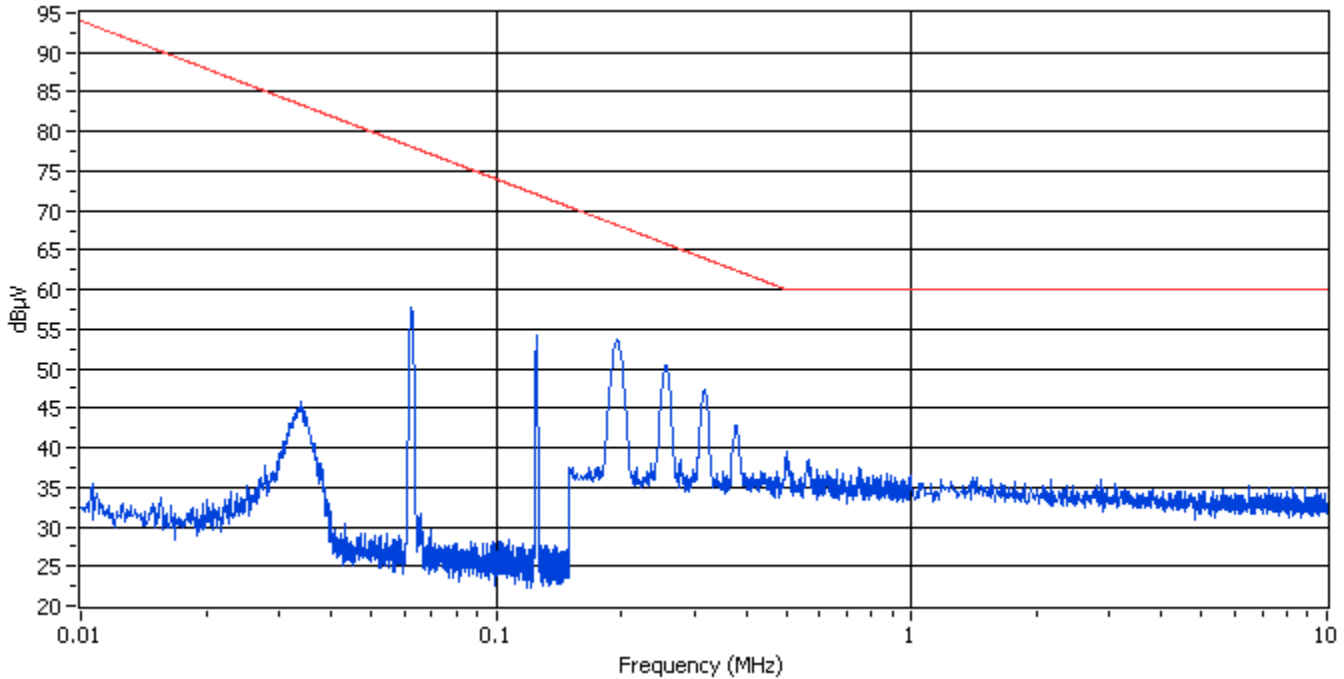
EUT Description: DC to DC Converter

Page: 36 of 61

Notes: \_\_\_\_\_

Data File Name: T:\13xx\1387\Data\4-13-11\1387CE102.ema

## Subreport Number: 9



Polarity: Conducted  
Mode of Operation: Fully OP  
Notes: 24 VDC

Tested by: Michael Westman  
Printed

Signature

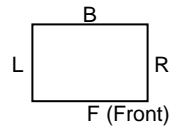
Reviewed by: Gerald V. Anderson  
Printed

Signature

Mode of Operation Key	
#	Description
1	
2	
3	
4	
5	

J:\REPORTS\2006\10xx\1038\Rpt\_Docs\2011\1580\1387-CE102-1580-with tab data-mjw-gva.doc

# Conducted Emissions



FACE DEFINITION (TOP VIEW)

T = Top  
U = Under Side

Test Report #: NC1101387

Test Area: 3

EUT Model #: MIL1580-XXXX

Date: 14 April, 2011

EUT Serial #: None

EUT Power: 24 VDC

Temperature: 23 °C

Test Method: Mil Std 461F, CE102

Air Pressure: 99.1 kPa

Customer: Lind Electronics

Relative Humidity: 22 %

EUT Description: DC to DC Converter

Page: 37 of 61

Notes: \_\_\_\_\_

Data File Name: T:\13xx\1387\Data\4-13-11\1387CE102.ema

Frequency (MHz)	Receiver (dB)	Transducer (dB)	Cable Loss (dB)	Preamp (dB)	Final Data (dB)	Limit	Differential (dB)
0.01063000	15.35	0.00	0.01	0.00	35.36	93.47	-58.11
0.01090000	14.30	0.00	0.01	0.00	34.31	93.25	-58.94
0.01261000	12.99	0.00	0.01	0.00	33.00	91.98	-58.98
0.01315000	12.75	0.00	0.01	0.00	32.76	91.62	-58.86
0.01423000	11.94	0.00	0.01	0.00	31.95	90.93	-58.98
0.01486000	13.02	0.00	0.01	0.00	33.03	90.56	-57.53
0.01558000	13.72	0.00	0.01	0.00	33.73	90.15	-56.42
0.01648000	12.58	0.00	0.01	0.00	32.59	89.66	-57.07
0.01801000	11.65	0.00	0.01	0.00	31.66	88.89	-57.22
0.01855000	12.35	0.00	0.01	0.00	32.36	88.63	-56.27
0.01963000	12.83	0.00	0.01	0.00	32.84	88.14	-55.30
0.02017000	13.39	0.00	0.01	0.00	33.40	87.90	-54.50
0.02080000	12.95	0.00	0.01	0.00	32.96	87.63	-54.67
0.02215000	13.44	0.00	0.01	0.00	33.45	87.09	-53.63
0.02287000	14.31	0.00	0.01	0.00	34.32	86.81	-52.49
0.02386000	14.16	0.00	0.01	0.00	34.17	86.44	-52.27
0.02521000	15.07	0.00	0.01	0.00	35.08	85.96	-50.88
0.02548000	14.59	0.00	0.01	0.00	34.60	85.87	-51.27
0.02701000	16.19	0.00	0.01	0.00	36.20	85.36	-49.16
0.02782000	17.79	0.00	0.02	0.00	37.81	85.11	-47.30
0.02881000	16.64	0.00	0.02	0.00	36.66	84.80	-48.15
0.02962000	17.85	0.00	0.02	0.00	37.87	84.56	-46.70
0.03061000	19.40	0.00	0.02	0.00	39.42	84.28	-44.86
0.03151000	22.33	0.00	0.02	0.00	42.35	84.02	-41.68
0.03241000	23.43	0.00	0.02	0.00	43.45	83.78	-40.33
0.03313000	24.71	0.00	0.02	0.00	44.73	83.59	-38.86
0.03394000	25.75	0.00	0.02	0.00	45.77	83.38	-37.61
0.03430000	24.95	0.00	0.02	0.00	44.97	83.29	-38.32
0.03520000	23.02	0.00	0.02	0.00	43.04	83.06	-40.03
0.03655000	20.53	0.00	0.02	0.00	40.55	82.74	-42.19
0.03781000	17.93	0.00	0.02	0.00	37.95	82.44	-44.49
0.03835000	17.17	0.00	0.02	0.00	37.19	82.32	-45.13
0.03880000	14.33	0.00	0.02	0.00	34.35	82.22	-47.87
0.04006000	12.00	0.00	0.02	0.00	32.02	81.94	-49.92

Tested by: Michael Westman  
Printed

Signature

Reviewed by: Gerald V. Anderson  
Printed

Signature

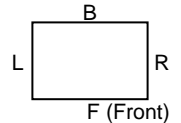
Mode of Operation Key	
#	Description
1	
2	
3	
4	
5	

J:\REPORTS\2006\10xx\1038\Rpt\_Docs\2011\1580\1387-CE102-1580-with tab data-mjw-gva.doc

# Conducted Emissions



America



FACE DEFINITION  
(TOP VIEW)

T = Top  
U = Under Side

Test Report #: NC1101387

Test Area: 3

EUT Model #: MIL1580-XXXX

Date: 14 April, 2011

EUT Serial #: None

EUT Power: 24 VDC

Temperature: 23 °C

Test Method: Mil Std 461F, CE102

Air Pressure: 99.1 kPa

Customer: Lind Electronics

Relative Humidity: 22 %

EUT Description: DC to DC Converter

Page: 38 of 61

Notes: \_\_\_\_\_

Data File Name: T:\13xx\1387\Data\4-13-11\1387CE102.ema

0.04078000	9.50	0.00	0.02	0.00	29.52	81.78	-52.26
0.04186000	8.25	0.00	0.02	0.00	28.27	81.56	-53.29
0.04249000	9.08	0.00	0.02	0.00	29.10	81.43	-52.33
0.04330000	10.42	0.00	0.02	0.00	30.44	81.26	-50.82
0.04447000	8.02	0.00	0.02	0.00	28.04	81.03	-52.99
0.04573000	7.26	0.00	0.02	0.00	27.28	80.79	-53.51
0.04645000	8.50	0.00	0.02	0.00	28.52	80.65	-52.13
0.04744000	8.99	0.00	0.02	0.00	29.01	80.47	-51.46
0.04825000	9.09	0.00	0.02	0.00	29.11	80.32	-51.21
0.04924000	8.21	0.00	0.02	0.00	28.23	80.15	-51.91
0.05014000	8.38	0.00	0.02	0.00	28.40	79.99	-51.59
0.05131000	8.94	0.00	0.02	0.00	28.96	79.79	-50.83
0.05212000	8.62	0.00	0.02	0.00	28.64	79.65	-51.01
0.05257000	8.94	0.00	0.02	0.00	28.96	79.58	-50.61
0.05383000	7.13	0.00	0.02	0.00	27.15	79.37	-52.22
0.05428000	8.99	0.00	0.02	0.00	29.01	79.30	-50.29
0.05518000	7.29	0.00	0.02	0.00	27.31	79.16	-51.84
0.05644000	8.24	0.00	0.02	0.00	28.26	78.96	-50.70
0.05707000	8.44	0.00	0.02	0.00	28.46	78.86	-50.40
0.05824000	8.93	0.00	0.02	0.00	28.95	78.69	-49.73
0.05878000	8.35	0.00	0.02	0.00	28.37	78.61	-50.23
0.05968000	6.57	0.00	0.02	0.00	26.59	78.47	-51.88
0.06121000	19.63	0.00	0.02	0.00	39.65	78.25	-38.60
0.06211000	36.36	0.00	0.02	0.00	56.38	78.13	-21.74
0.06247000	37.85	0.00	0.02	0.00	57.87	78.08	-20.20
0.06310000	33.99	0.00	0.02	0.00	54.01	77.99	-23.98
0.06400000	12.45	0.00	0.02	0.00	32.47	77.87	-45.39
0.06562000	11.68	0.00	0.02	0.00	31.70	77.65	-45.94
0.06580000	10.72	0.00	0.02	0.00	30.74	77.63	-46.88
0.06670000	8.16	0.00	0.02	0.00	28.18	77.51	-49.32
0.06796000	7.63	0.00	0.02	0.00	27.65	77.34	-49.69
0.06922000	8.59	0.00	0.03	0.00	28.62	77.19	-48.57
0.06976000	9.69	0.00	0.03	0.00	29.72	77.12	-47.40
0.07084000	7.18	0.00	0.03	0.00	27.21	76.98	-49.78
0.07129000	7.87	0.00	0.03	0.00	27.90	76.93	-49.03
0.07264000	7.53	0.00	0.03	0.00	27.56	76.77	-49.21
0.07327000	7.34	0.00	0.03	0.00	27.37	76.69	-49.33
0.07390000	7.39	0.00	0.03	0.00	27.42	76.62	-49.20

Tested by: Michael Westman  
Printed

Signature

Reviewed by: Gerald V. Anderson  
Printed

Signature

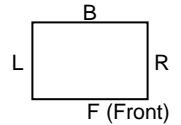
Mode of Operation Key	
#	Description
1	
2	
3	
4	
5	

J:\REPORTS\2006\10xx\1038\Rpt\_Docs\2011\1580\1387-CE102-1580-with tab data-mjw-gva.doc

# Conducted Emissions



America



Test Report #: NC1101387

Test Area: 3

FACE DEFINITION  
(TOP VIEW)

EUT Model #: MIL1580-XXXX

Date: 14 April, 2011

T = Top  
U = Under Side

EUT Serial #: None

EUT Power: 24 VDC

Temperature: 23 °C

Test Method: Mil Std 461F, CE102

Air Pressure: 99.1 kPa

Customer: Lind Electronics

Relative Humidity: 22 %

EUT Description: DC to DC Converter

Page: 39 of 61

Notes: \_\_\_\_\_

Data File Name: T:\13xx\1387\Data\4-13-11\1387CE102.ema

0.07534000	7.51	0.00	0.03	0.00	27.54	76.45	-48.91
0.07597000	7.43	0.00	0.03	0.00	27.46	76.38	-48.92
0.07732000	7.57	0.00	0.03	0.00	27.60	76.22	-48.63
0.07822000	7.14	0.00	0.03	0.00	27.17	76.12	-48.96
0.07912000	7.87	0.00	0.03	0.00	27.90	76.02	-48.13
0.07948000	6.49	0.00	0.03	0.00	26.52	75.98	-49.47
0.08074000	7.82	0.00	0.03	0.00	27.85	75.85	-48.00
0.08110000	6.85	0.00	0.03	0.00	26.88	75.81	-48.93
0.08254000	7.13	0.00	0.03	0.00	27.16	75.66	-48.50
0.08317000	7.04	0.00	0.03	0.00	27.07	75.59	-48.52
0.08461000	6.68	0.00	0.03	0.00	26.71	75.44	-48.73
0.08515000	7.00	0.00	0.03	0.00	27.03	75.39	-48.36
0.08596000	6.85	0.00	0.03	0.00	26.88	75.30	-48.42
0.08713000	8.19	0.00	0.03	0.00	28.22	75.19	-46.97
0.08776000	7.43	0.00	0.03	0.00	27.46	75.12	-47.66
0.08884000	7.78	0.00	0.03	0.00	27.81	75.02	-47.21
0.09001000	7.24	0.00	0.03	0.00	27.27	74.90	-47.63
0.09010000	6.34	0.00	0.03	0.00	26.37	74.89	-48.52
0.09100000	6.37	0.00	0.03	0.00	26.40	74.81	-48.41
0.09208000	6.16	0.00	0.03	0.00	26.19	74.71	-48.52
0.09325000	7.80	0.00	0.03	0.00	27.83	74.60	-46.77
0.09388000	6.33	0.00	0.03	0.00	26.36	74.54	-48.18
0.09478000	7.77	0.00	0.03	0.00	27.80	74.45	-46.65
0.09613000	6.63	0.00	0.03	0.00	26.66	74.33	-47.67
0.09694000	7.61	0.00	0.03	0.00	27.64	74.26	-46.62
0.09802000	7.07	0.00	0.03	0.00	27.10	74.16	-47.06
0.09847000	8.04	0.00	0.03	0.00	28.07	74.12	-46.05
0.09937000	6.37	0.00	0.03	0.00	26.40	74.04	-47.64

Tested by: Michael Westman  
Printed

Signature

Reviewed by: Gerald V. Anderson  
Printed

Signature

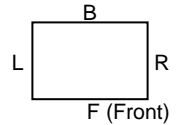
Mode of Operation Key	
#	Description
1	
2	
3	
4	
5	

J:\REPORTS\2006\10xx\1038\Rpt\_Docs\2011\1580\1387-CE102-1580-with tab data-mjw-gva.doc

# Conducted Emissions



America



FACE DEFINITION  
(TOP VIEW)

T = Top  
U = Under Side

Test Report #: NC1101387

Test Area: 3

EUT Model #: MIL1580-XXXX

Date: 14 April, 2011

EUT Serial #: None

EUT Power: 24 VDC

Temperature: 23 °C

Test Method: Mil Std 461F, CE102

Air Pressure: 99.1 kPa

Customer: Lind Electronics

Relative Humidity: 22 %

EUT Description: DC to DC Converter

Page: 40 of 61

Notes: \_\_\_\_\_

Data File Name: T:\13xx\1387\Data\4-13-11\1387CE102.ema

Frequency (MHz)	Receiver (dB)	Transducer (dB)	Cable Loss (dB)	Preamplifier (dB)	Final Data (dB)	Limit	Differential (dB)
0.10010000	6.78	0.00	0.03	0.00	26.81	73.98	-47.17
0.10095000	6.14	0.00	0.03	0.00	26.17	73.91	-47.73
0.10115000	6.81	0.00	0.03	0.00	26.84	73.89	-47.05
0.10180000	7.98	0.00	0.03	0.00	28.01	73.83	-45.82
0.10215000	8.11	0.00	0.03	0.00	28.14	73.80	-45.66
0.10285000	7.33	0.00	0.03	0.00	27.36	73.74	-46.38
0.10330000	5.98	0.00	0.03	0.00	26.01	73.71	-47.69
0.10360000	7.93	0.00	0.03	0.00	27.96	73.68	-45.72
0.10445000	7.26	0.00	0.03	0.00	27.29	73.61	-46.32
0.10475000	6.31	0.00	0.03	0.00	26.34	73.58	-47.24
0.10525000	6.29	0.00	0.03	0.00	26.32	73.54	-47.22
0.10585000	7.58	0.00	0.03	0.00	27.61	73.49	-45.88
0.10625000	7.36	0.00	0.03	0.00	27.39	73.46	-46.07
0.10655000	7.57	0.00	0.03	0.00	27.60	73.44	-45.83
0.10725000	8.27	0.00	0.03	0.00	28.30	73.38	-45.08
0.10765000	6.20	0.00	0.03	0.00	26.23	73.35	-47.12
0.10840000	6.09	0.00	0.03	0.00	26.12	73.29	-47.16
0.10875000	6.77	0.00	0.03	0.00	26.80	73.26	-46.46
0.10920000	7.00	0.00	0.03	0.00	27.03	73.22	-46.19
0.10960000	7.09	0.00	0.03	0.00	27.12	73.19	-46.07
0.11020000	7.51	0.00	0.03	0.00	27.54	73.14	-45.60
0.11055000	5.89	0.00	0.03	0.00	25.92	73.12	-47.19
0.11110000	6.06	0.00	0.03	0.00	26.09	73.07	-46.98
0.11175000	7.13	0.00	0.03	0.00	27.16	73.02	-45.86
0.11240000	7.44	0.00	0.03	0.00	27.47	72.97	-45.50
0.11290000	5.71	0.00	0.03	0.00	25.74	72.93	-47.19
0.11340000	7.39	0.00	0.03	0.00	27.42	72.89	-45.47
0.11375000	6.84	0.00	0.03	0.00	26.87	72.87	-46.00
0.11445000	6.46	0.00	0.03	0.00	26.49	72.81	-46.32
0.11485000	7.26	0.00	0.03	0.00	27.29	72.78	-45.49
0.11540000	7.75	0.00	0.03	0.00	27.78	72.74	-44.96
0.11565000	6.86	0.00	0.03	0.00	26.89	72.72	-45.83
0.11640000	6.33	0.00	0.03	0.00	26.36	72.67	-46.30
0.11665000	7.02	0.00	0.03	0.00	27.05	72.65	-45.60

Tested by: Michael Westman  
Printed

Signature

Reviewed by: Gerald V. Anderson  
Printed

Signature

Mode of Operation Key	
#	Description
1	
2	
3	
4	
5	

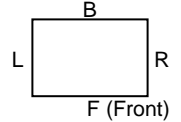
J:\REPORTS\2006\10xx\1038\Rpt\_Docs\2011\1580\1387-CE102-1580-with tab data-mjw-gva.doc

# Conducted Emissions



Test Report #: NC1101387 Test Area: 3  
 EUT Model #: MIL1580-XXXX Date: 14 April, 2011  
 EUT Serial #: None EUT Power: 24 VDC Temperature: 23 °C  
 Test Method: Mil Std 461F, CE102 Air Pressure: 99.1 kPa  
 Customer: Lind Electronics Relative Humidity: 22 %  
 EUT Description: DC to DC Converter Page: 41 of 61

FACE DEFINITION  
(TOP VIEW)



Notes: \_\_\_\_\_

Data File Name: T:\13xx\1387\Data\4-13-11\1387CE102.ema

0.11745000	6.65	0.00	0.03	0.00	26.68	72.59	-45.91
0.11765000	6.00	0.00	0.03	0.00	26.03	72.58	-46.54
0.11810000	6.29	0.00	0.03	0.00	26.32	72.54	-46.22
0.11855000	6.21	0.00	0.03	0.00	26.24	72.51	-46.27
0.11900000	6.23	0.00	0.03	0.00	26.26	72.48	-46.21
0.11955000	6.11	0.00	0.03	0.00	26.14	72.44	-46.29
0.12015000	7.05	0.00	0.03	0.00	27.08	72.39	-45.31
0.12060000	7.15	0.00	0.03	0.00	27.18	72.36	-45.18
0.12140000	6.92	0.00	0.03	0.00	26.95	72.30	-45.35
0.12180000	6.01	0.00	0.03	0.00	26.04	72.27	-46.23
0.12210000	7.50	0.00	0.03	0.00	27.53	72.25	-44.72
0.12290000	7.54	0.00	0.03	0.00	27.57	72.20	-44.62
0.12345000	9.93	0.00	0.03	0.00	29.96	72.16	-42.19
0.12395000	22.29	0.00	0.03	0.00	42.32	72.12	-29.80
0.12445000	31.12	0.00	0.03	0.00	51.15	72.09	-20.93
0.12490000	34.06	0.00	0.03	0.00	54.09	72.06	-17.96
0.12500000	34.02	0.00	0.03	0.00	54.05	72.05	-17.99
0.12550000	30.93	0.00	0.03	0.00	50.96	72.01	-21.05
0.12600000	22.24	0.00	0.04	0.00	42.28	71.98	-29.70
0.12655000	8.80	0.00	0.04	0.00	28.84	71.94	-43.11
0.12745000	6.06	0.00	0.04	0.00	26.10	71.88	-45.78
0.12780000	7.01	0.00	0.04	0.00	27.05	71.86	-44.81
0.12830000	7.63	0.00	0.04	0.00	27.67	71.82	-44.16
0.12890000	6.61	0.00	0.04	0.00	26.65	71.78	-45.14
0.12940000	6.78	0.00	0.04	0.00	26.82	71.75	-44.93
0.12950000	5.82	0.00	0.04	0.00	25.86	71.74	-45.89
0.13025000	7.53	0.00	0.04	0.00	27.57	71.69	-44.13
0.13065000	6.50	0.00	0.04	0.00	26.54	71.66	-45.13
0.13130000	7.52	0.00	0.04	0.00	27.56	71.62	-44.07
0.13175000	7.63	0.00	0.04	0.00	27.67	71.59	-43.93
0.13245000	6.34	0.00	0.04	0.00	26.38	71.55	-45.17
0.13280000	6.07	0.00	0.04	0.00	26.11	71.52	-45.42
0.13310000	6.01	0.00	0.04	0.00	26.05	71.50	-45.46
0.13380000	6.08	0.00	0.04	0.00	26.12	71.46	-45.34
0.13410000	7.06	0.00	0.04	0.00	27.10	71.44	-44.34
0.13470000	6.52	0.00	0.04	0.00	26.56	71.40	-44.84
0.13515000	6.26	0.00	0.04	0.00	26.30	71.37	-45.07
0.13575000	5.23	0.00	0.04	0.00	25.27	71.33	-46.06

Tested by: Michael Westman  
Printed

Signature

Reviewed by: Gerald V. Anderson  
Printed

Signature

Mode of Operation Key	
#	Description
1	
2	
3	
4	
5	

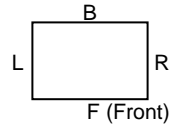
J:\REPORTS\2006\10xx\1038\Rpt\_Docs\2011\1580\1387-CE102-1580-with tab data-mjw-gva.doc



# Conducted Emissions



America



FACE DEFINITION  
(TOP VIEW)

T = Top  
U = Under Side

Test Report #: NC1101387

Test Area: 3

EUT Model #: MIL1580-XXXX

Date: 14 April, 2011

EUT Serial #: None

EUT Power: 24 VDC

Temperature: 23 °C

Test Method: Mil Std 461F, CE102

Air Pressure: 99.1 kPa

Customer: Lind Electronics

Relative Humidity: 22 %

EUT Description: DC to DC Converter

Page: 42 of 61

Notes: \_\_\_\_\_

Data File Name: T:\13xx\1387\Data\4-13-11\1387CE102.ema

0.13645000	6.10	0.00	0.04	0.00	26.14	71.29	-45.15
0.13655000	6.10	0.00	0.04	0.00	26.14	71.28	-45.14
0.13745000	7.11	0.00	0.04	0.00	27.15	71.22	-44.08
0.13770000	7.49	0.00	0.04	0.00	27.53	71.21	-43.68
0.13835000	6.00	0.00	0.04	0.00	26.04	71.17	-45.13
0.13870000	6.54	0.00	0.04	0.00	26.58	71.14	-44.57
0.13915000	5.95	0.00	0.04	0.00	25.99	71.12	-45.13
0.13970000	6.26	0.00	0.04	0.00	26.30	71.08	-44.79
0.14035000	7.26	0.00	0.04	0.00	27.30	71.04	-43.74
0.14095000	6.35	0.00	0.04	0.00	26.39	71.00	-44.62
0.14130000	6.56	0.00	0.04	0.00	26.60	70.98	-44.39
0.14165000	5.71	0.00	0.04	0.00	25.75	70.96	-45.21
0.14235000	5.80	0.00	0.04	0.00	25.84	70.92	-45.08
0.14275000	6.44	0.00	0.04	0.00	26.48	70.89	-44.42
0.14335000	5.50	0.00	0.04	0.00	25.54	70.86	-45.32
0.14360000	6.84	0.00	0.04	0.00	26.88	70.84	-43.97
0.14410000	6.85	0.00	0.04	0.00	26.89	70.81	-43.92
0.14450000	5.28	0.00	0.04	0.00	25.32	70.79	-45.47
0.14540000	5.38	0.00	0.04	0.00	25.42	70.73	-45.32
0.14595000	6.55	0.00	0.04	0.00	26.59	70.70	-44.11
0.14625000	6.23	0.00	0.04	0.00	26.27	70.68	-44.42
0.14680000	6.72	0.00	0.04	0.00	26.76	70.65	-43.89
0.14745000	5.58	0.00	0.04	0.00	25.62	70.61	-44.99
0.14775000	6.66	0.00	0.04	0.00	26.70	70.60	-43.90
0.14835000	7.11	0.00	0.04	0.00	27.15	70.56	-43.41
0.14885000	6.69	0.00	0.04	0.00	26.73	70.53	-43.80
0.14935000	7.28	0.00	0.04	0.00	27.32	70.50	-43.18
0.14950000	5.54	0.00	0.04	0.00	25.58	70.49	-44.91

Tested by: Michael Westman  
Printed

Signature

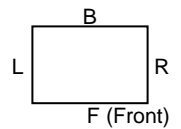
Reviewed by: Gerald V. Anderson  
Printed

Signature

Mode of Operation Key	
#	Description
1	
2	
3	
4	
5	

J:\REPORTS\2006\10xx\1038\Rpt\_Docsl\2011\1580\1387-CE102-1580-with tab data-mjw-gva.doc

# Conducted Emissions



Test Report #: NC1101387

Test Area: 3

FACE DEFINITION (TOP VIEW)

EUT Model #: MIL1580-XXXX

Date: 14 April, 2011

T = Top  
U = Under Side

EUT Serial #: None

EUT Power: 24 VDC

Temperature: 23 °C

Test Method: Mil Std 461F, CE102

Air Pressure: 99.1 kPa

Customer: Lind Electronics

Relative Humidity: 22 %

EUT Description: DC to DC Converter

Page: 43 of 61

Notes: \_\_\_\_\_

Data File Name: T:\13xx\1387\Data\4-13-11\1387CE102.ema

Frequency (MHz)	Receiver (dB)	Transducer (dB)	Cable Loss (dB)	Preamplifier (dB)	Final Data (dB)	Limit	Differential (dB)
0.15340000	17.51	0.00	0.04	0.00	37.55	70.27	-32.72
0.16530000	16.58	0.00	0.04	0.00	36.62	69.62	-33.00
0.17380000	17.37	0.00	0.04	0.00	37.41	69.18	-31.77
0.18315000	19.91	0.00	0.04	0.00	39.95	68.73	-28.78
0.19165000	32.12	0.00	0.04	0.00	52.16	68.33	-16.17
0.19590000	33.60	0.00	0.04	0.00	53.64	68.14	-14.50
0.20100000	30.64	0.00	0.05	0.00	50.69	67.92	-17.23
0.21715000	17.43	0.00	0.05	0.00	37.48	67.25	-29.77
0.22565000	16.26	0.00	0.05	0.00	36.31	66.91	-30.61
0.23075000	16.87	0.00	0.05	0.00	36.92	66.72	-29.80
0.24265000	18.42	0.00	0.05	0.00	38.47	66.28	-27.81
0.25115000	27.97	0.00	0.05	0.00	48.02	65.98	-17.96
0.25625000	30.32	0.00	0.05	0.00	50.37	65.81	-15.44
0.26050000	28.74	0.00	0.05	0.00	48.79	65.67	-16.87
0.26900000	18.49	0.00	0.05	0.00	38.54	65.39	-26.84
0.27920000	18.33	0.00	0.05	0.00	38.38	65.06	-26.68
0.28770000	16.30	0.00	0.06	0.00	36.36	64.80	-28.45
0.29705000	17.20	0.00	0.06	0.00	37.26	64.53	-27.27
0.31065000	23.95	0.00	0.06	0.00	44.01	64.14	-20.13
0.31745000	27.40	0.00	0.06	0.00	47.46	63.95	-16.49
0.32000000	26.57	0.00	0.06	0.00	46.63	63.88	-17.25
0.32850000	17.74	0.00	0.06	0.00	37.80	63.65	-25.85
0.34040000	16.65	0.00	0.06	0.00	36.71	63.34	-26.63
0.35060000	16.89	0.00	0.06	0.00	36.95	63.09	-26.13
0.36080000	16.38	0.00	0.06	0.00	36.44	62.84	-26.39
0.37015000	19.67	0.00	0.06	0.00	39.73	62.61	-22.88
0.37695000	22.69	0.00	0.06	0.00	42.75	62.46	-19.70
0.38035000	22.63	0.00	0.06	0.00	42.69	62.38	-19.68
0.38970000	17.12	0.00	0.07	0.00	37.19	62.17	-24.98
0.39905000	16.57	0.00	0.07	0.00	36.64	61.96	-25.32
0.41010000	16.23	0.00	0.07	0.00	36.30	61.72	-25.43
0.41605000	16.53	0.00	0.07	0.00	36.60	61.60	-25.00
0.42540000	15.87	0.00	0.07	0.00	35.94	61.40	-25.47
0.43560000	16.86	0.00	0.07	0.00	36.93	61.20	-24.27

Tested by: Michael Westman  
Printed

Signature

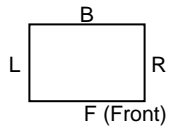
Reviewed by: Gerald V. Anderson  
Printed

Signature

Mode of Operation Key	
#	Description
1	
2	
3	
4	
5	

J:\REPORTS\2006\10xx\1038\Rpt\_Docs\2011\1580\1387-CE102-1580-with tab data-mjw-gva.doc

# Conducted Emissions



Test Report #: NC1101387

Test Area: 3

FACE DEFINITION (TOP VIEW)

EUT Model #: MIL1580-XXXX

Date: 14 April, 2011

T = Top  
U = Under Side

EUT Serial #: None

EUT Power: 24 VDC

Temperature: 23 °C

Test Method: Mil Std 461F, CE102

Air Pressure: 99.1 kPa

Customer: Lind Electronics

Relative Humidity: 22 %

EUT Description: DC to DC Converter

Page: 44 of 61

Notes: \_\_\_\_\_

Data File Name: T:\13xx\1387\Data\4-13-11\1387CE102.ema

0.44155000	16.69	0.00	0.07	0.00	36.76	61.08	-24.32
0.45345000	16.22	0.00	0.07	0.00	36.29	60.85	-24.56
0.45600000	16.11	0.00	0.07	0.00	36.18	60.80	-24.62
0.47215000	16.23	0.00	0.07	0.00	36.30	60.50	-24.20
0.47470000	16.92	0.00	0.07	0.00	36.99	60.45	-23.46
0.48150000	16.13	0.00	0.07	0.00	36.20	60.33	-24.12
0.49680000	18.57	0.00	0.07	0.00	38.64	60.06	-21.41
0.50105000	19.31	0.00	0.08	0.00	39.39	60.00	-20.61
0.50955000	16.78	0.00	0.08	0.00	36.86	60.00	-23.14
0.51805000	16.56	0.00	0.08	0.00	36.64	60.00	-23.36
0.52485000	15.70	0.00	0.08	0.00	35.78	60.00	-24.22
0.53505000	15.95	0.00	0.08	0.00	36.03	60.00	-23.97
0.54440000	16.25	0.00	0.08	0.00	36.33	60.00	-23.67
0.55715000	17.08	0.00	0.08	0.00	37.16	60.00	-22.84
0.56055000	18.20	0.00	0.08	0.00	38.28	60.00	-21.72
0.56650000	18.50	0.00	0.08	0.00	38.58	60.00	-21.42
0.58180000	15.95	0.00	0.08	0.00	36.03	60.00	-23.97
0.58860000	17.10	0.00	0.08	0.00	37.18	60.00	-22.82
0.59880000	16.32	0.00	0.08	0.00	36.40	60.00	-23.60
0.60730000	15.86	0.00	0.08	0.00	35.94	60.00	-24.06
0.61495000	16.42	0.00	0.08	0.00	36.50	60.00	-23.50
0.62515000	16.95	0.00	0.08	0.00	37.03	60.00	-22.97
0.62600000	16.78	0.00	0.08	0.00	36.86	60.00	-23.14
0.63960000	16.06	0.00	0.09	0.00	36.15	60.00	-23.85
0.64895000	15.82	0.00	0.09	0.00	35.91	60.00	-24.09
0.65830000	17.06	0.00	0.09	0.00	37.15	60.00	-22.85
0.66510000	14.95	0.00	0.09	0.00	35.04	60.00	-24.96
0.66935000	15.18	0.00	0.09	0.00	35.27	60.00	-24.73
0.68125000	16.65	0.00	0.09	0.00	36.74	60.00	-23.26
0.69230000	15.65	0.00	0.09	0.00	35.74	60.00	-24.26
0.69655000	14.91	0.00	0.09	0.00	35.00	60.00	-25.00
0.70590000	15.52	0.00	0.09	0.00	35.61	60.00	-24.39
0.71695000	16.28	0.00	0.09	0.00	36.37	60.00	-23.63
0.72545000	15.05	0.00	0.09	0.00	35.14	60.00	-24.86
0.73480000	16.13	0.00	0.09	0.00	36.22	60.00	-23.78
0.74415000	15.64	0.00	0.09	0.00	35.73	60.00	-24.27
0.74500000	17.32	0.00	0.09	0.00	37.41	60.00	-22.59
0.75690000	16.13	0.00	0.09	0.00	36.22	60.00	-23.78

Tested by: Michael Westman  
Printed

Signature

Reviewed by: Gerald V. Anderson  
Printed

Signature

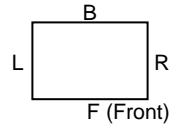
Mode of Operation Key	
#	Description
1	
2	
3	
4	
5	

J:\REPORTS\2006\10xx\1038\Rpt\_Docs\2011\1580\1387-CE102-1580-with tab data-mjw-gva.doc

# Conducted Emissions



America



Test Report #: NC1101387

Test Area: 3

FACE DEFINITION  
(TOP VIEW)

EUT Model #: MIL1580-XXXX

Date: 14 April, 2011

T = Top  
U = Under Side

EUT Serial #: None

EUT Power: 24 VDC

Temperature: 23 °C

Test Method: Mil Std 461F, CE102

Air Pressure: 99.1 kPa

Customer: Lind Electronics

Relative Humidity: 22 %

EUT Description: DC to DC Converter

Page: 45 of 61

Notes: \_\_\_\_\_

Data File Name: T:\13xx\1387\Data\4-13-11\1387CE102.ema

0.76625000	15.90	0.00	0.09	0.00	35.99	60.00	-24.01
0.77560000	15.29	0.00	0.10	0.00	35.39	60.00	-24.61
0.78325000	16.04	0.00	0.10	0.00	36.14	60.00	-23.86
0.78920000	16.14	0.00	0.10	0.00	36.24	60.00	-23.76
0.79685000	15.15	0.00	0.10	0.00	35.25	60.00	-24.75
0.80705000	16.31	0.00	0.10	0.00	36.41	60.00	-23.59
0.81810000	15.80	0.00	0.10	0.00	35.90	60.00	-24.10
0.82405000	16.03	0.00	0.10	0.00	36.13	60.00	-23.87
0.83085000	15.78	0.00	0.10	0.00	35.88	60.00	-24.12
0.84190000	16.39	0.00	0.10	0.00	36.49	60.00	-23.51
0.84700000	15.14	0.00	0.10	0.00	35.24	60.00	-24.76
0.86315000	14.78	0.00	0.10	0.00	34.88	60.00	-25.12
0.86485000	15.65	0.00	0.10	0.00	35.75	60.00	-24.25
0.87675000	16.53	0.00	0.10	0.00	36.63	60.00	-23.37
0.88270000	15.72	0.00	0.10	0.00	35.82	60.00	-24.18
0.89460000	16.35	0.00	0.10	0.00	36.45	60.00	-23.55
0.89800000	15.47	0.00	0.10	0.00	35.57	60.00	-24.43
0.91075000	16.07	0.00	0.10	0.00	36.17	60.00	-23.83
0.92265000	15.66	0.00	0.11	0.00	35.77	60.00	-24.23
0.93115000	15.15	0.00	0.11	0.00	35.26	60.00	-24.74
0.93880000	15.54	0.00	0.11	0.00	35.65	60.00	-24.35
0.94135000	15.23	0.00	0.11	0.00	35.34	60.00	-24.66
0.94985000	15.35	0.00	0.11	0.00	35.46	60.00	-24.54
0.95835000	15.96	0.00	0.11	0.00	36.07	60.00	-23.93
0.96600000	15.52	0.00	0.11	0.00	35.63	60.00	-24.37
0.98215000	14.87	0.00	0.11	0.00	34.98	60.00	-25.02
0.98470000	16.17	0.00	0.11	0.00	36.28	60.00	-23.72
0.99745000	16.38	0.00	0.11	0.00	36.49	60.00	-23.51

Tested by: Michael Westman  
Printed

Signature

Reviewed by: Gerald V. Anderson  
Printed

Signature

Mode of Operation Key	
#	Description
1	
2	
3	
4	
5	

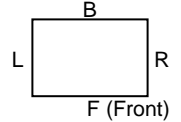
J:\REPORTS\2006\10xx\1038\Rpt\_Docs\2011\1580\1387-CE102-1580-with tab data-mjw-gva.doc

# Conducted Emissions



Test Report #: NC1101387 Test Area: 3  
 EUT Model #: MIL1580-XXXX Date: 14 April, 2011  
 EUT Serial #: None EUT Power: 24 VDC Temperature: 23 °C  
 Test Method: Mil Std 461F, CE102 Air Pressure: 99.1 kPa  
 Customer: Lind Electronics Relative Humidity: 22 %  
 EUT Description: DC to DC Converter Page: 46 of 61

FACE DEFINITION  
(TOP VIEW)



Notes: \_\_\_\_\_

Data File Name: T:\13xx\1387\Data\4-13-11\1387CE102.ema

Frequency (MHz)	Receiver (dB)	Transducer (dB)	Cable Loss (dB)	Preamplifier (dB)	Final Data (dB)	Limit	Differential (dB)
1.03600000	15.47	0.00	0.11	0.00	35.58	60.00	-24.42
1.11700000	15.45	0.00	0.12	0.00	35.57	60.00	-24.43
1.18000000	15.93	0.00	0.12	0.00	36.05	60.00	-23.95
1.33300000	15.00	0.00	0.13	0.00	35.13	60.00	-24.87
1.43200000	16.10	0.00	0.13	0.00	36.23	60.00	-23.77
1.46800000	14.99	0.00	0.14	0.00	35.13	60.00	-24.87
1.54900000	15.89	0.00	0.14	0.00	36.03	60.00	-23.97
1.64800000	15.42	0.00	0.14	0.00	35.56	60.00	-24.44
1.76500000	15.60	0.00	0.15	0.00	35.75	60.00	-24.25
1.87300000	15.31	0.00	0.16	0.00	35.47	60.00	-24.53
1.94500000	14.91	0.00	0.16	0.00	35.07	60.00	-24.93
2.00800000	14.43	0.00	0.16	0.00	34.59	60.00	-25.41
2.08000000	14.95	0.00	0.16	0.00	35.11	60.00	-24.89
2.17000000	15.91	0.00	0.17	0.00	36.08	60.00	-23.92
2.30500000	14.48	0.00	0.17	0.00	34.65	60.00	-25.35
2.35900000	15.00	0.00	0.18	0.00	35.18	60.00	-24.82
2.44000000	14.99	0.00	0.18	0.00	35.17	60.00	-24.83
2.58400000	13.74	0.00	0.19	0.00	33.93	60.00	-26.07
2.62000000	14.20	0.00	0.19	0.00	34.39	60.00	-25.61
2.78200000	14.93	0.00	0.19	0.00	35.12	60.00	-24.88
2.87200000	15.76	0.00	0.20	0.00	35.96	60.00	-24.04
2.89900000	14.72	0.00	0.20	0.00	34.92	60.00	-25.08
3.00700000	13.59	0.00	0.20	0.00	33.79	60.00	-26.21
3.08800000	15.37	0.00	0.21	0.00	35.58	60.00	-24.42
3.24100000	14.20	0.00	0.21	0.00	34.41	60.00	-25.59
3.27700000	14.50	0.00	0.21	0.00	34.71	60.00	-25.29
3.38500000	13.62	0.00	0.22	0.00	33.84	60.00	-26.16
3.50200000	13.95	0.00	0.22	0.00	34.17	60.00	-25.83
3.59200000	13.94	0.00	0.22	0.00	34.16	60.00	-25.84
3.63700000	13.56	0.00	0.22	0.00	33.78	60.00	-26.22
3.70900000	14.28	0.00	0.23	0.00	34.51	60.00	-25.49
3.81700000	14.54	0.00	0.23	0.00	34.77	60.00	-25.23
3.90700000	13.69	0.00	0.23	0.00	33.92	60.00	-26.08
4.04200000	14.15	0.00	0.24	0.00	34.39	60.00	-25.61

Tested by: Michael Westman  
Printed

Signature

Reviewed by: Gerald V. Anderson  
Printed

Signature

Mode of Operation Key	
#	Description
1	
2	
3	
4	
5	

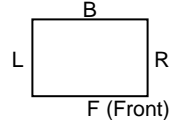
J:\REPORTS\2006\10xx\1038\Rpt\_Docs\2011\1580\1387-CE102-1580-with tab data-mjw-gva.doc

# Conducted Emissions



Test Report #: NC1101387 Test Area: 3  
 EUT Model #: MIL1580-XXXX Date: 14 April, 2011  
 EUT Serial #: None EUT Power: 24 VDC Temperature: 23 °C  
 Test Method: Mil Std 461F, CE102 Air Pressure: 99.1 kPa  
 Customer: Lind Electronics Relative Humidity: 22 %  
 EUT Description: DC to DC Converter Page: 47 of 61

FACE DEFINITION  
(TOP VIEW)



Notes: \_\_\_\_\_

Data File Name: T:\13xx\1387\Data\4-13-11\1387CE102.ema

4.09600000	13.06	0.00	0.24	0.00	33.30	60.00	-26.70
4.17700000	13.99	0.00	0.24	0.00	34.23	60.00	-25.77
4.30300000	13.63	0.00	0.25	0.00	33.88	60.00	-26.12
4.39300000	14.08	0.00	0.25	0.00	34.33	60.00	-25.67
4.47400000	14.25	0.00	0.25	0.00	34.50	60.00	-25.50
4.54600000	14.26	0.00	0.25	0.00	34.51	60.00	-25.49
4.67200000	13.69	0.00	0.26	0.00	33.95	60.00	-26.05
4.69000000	13.85	0.00	0.26	0.00	34.11	60.00	-25.89
4.81600000	13.37	0.00	0.26	0.00	33.63	60.00	-26.37
4.93300000	14.03	0.00	0.27	0.00	34.30	60.00	-25.70
5.00500000	14.18	0.00	0.27	0.00	34.45	60.00	-25.55
5.05900000	14.08	0.00	0.27	0.00	34.35	60.00	-25.65
5.20300000	12.69	0.00	0.27	0.00	32.96	60.00	-27.04
5.26600000	13.49	0.00	0.28	0.00	33.77	60.00	-26.23
5.32000000	14.16	0.00	0.28	0.00	34.44	60.00	-25.56
5.42800000	13.65	0.00	0.28	0.00	33.93	60.00	-26.07
5.55400000	13.53	0.00	0.28	0.00	33.81	60.00	-26.19
5.59900000	14.34	0.00	0.28	0.00	34.62	60.00	-25.38
5.71600000	13.74	0.00	0.29	0.00	34.03	60.00	-25.97
5.78800000	13.27	0.00	0.29	0.00	33.56	60.00	-26.44
5.90500000	13.64	0.00	0.29	0.00	33.93	60.00	-26.07
6.03100000	13.89	0.00	0.30	0.00	34.19	60.00	-25.81
6.05800000	13.74	0.00	0.30	0.00	34.04	60.00	-25.96
6.14800000	13.75	0.00	0.30	0.00	34.05	60.00	-25.95
6.29200000	13.62	0.00	0.30	0.00	33.92	60.00	-26.08
6.31000000	13.58	0.00	0.30	0.00	33.88	60.00	-26.12
6.46300000	13.86	0.00	0.31	0.00	34.17	60.00	-25.83
6.51700000	14.82	0.00	0.31	0.00	35.13	60.00	-24.87
6.63400000	13.48	0.00	0.31	0.00	33.79	60.00	-26.21
6.75100000	13.84	0.00	0.32	0.00	34.16	60.00	-25.84
6.77800000	13.44	0.00	0.32	0.00	33.76	60.00	-26.24
6.86800000	13.40	0.00	0.32	0.00	33.72	60.00	-26.28
6.96700000	13.61	0.00	0.32	0.00	33.93	60.00	-26.07
7.09300000	13.85	0.00	0.32	0.00	34.17	60.00	-25.83
7.15600000	13.63	0.00	0.33	0.00	33.96	60.00	-26.04
7.21900000	14.60	0.00	0.33	0.00	34.93	60.00	-25.07
7.31800000	13.58	0.00	0.33	0.00	33.91	60.00	-26.09
7.44400000	13.94	0.00	0.33	0.00	34.27	60.00	-25.73

Tested by: Michael Westman  
Printed

Signature

Reviewed by: Gerald V. Anderson  
Printed

Signature

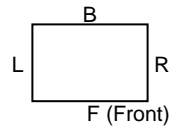
Mode of Operation Key	
#	Description
1	
2	
3	
4	
5	

J:\REPORTS\2006\10xx\1038\Rpt\_Docs\2011\1580\1387-CE102-1580-with tab data-mjw-gva.doc

# Conducted Emissions



America



Test Report #: NC1101387

Test Area: 3

FACE DEFINITION  
(TOP VIEW)

EUT Model #: MIL1580-XXXX

Date: 14 April, 2011

T = Top  
U = Under Side

EUT Serial #: None

EUT Power: 24 VDC

Temperature: 23 °C

Test Method: Mil Std 461F, CE102

Air Pressure: 99.1 kPa

Customer: Lind Electronics

Relative Humidity: 22 %

EUT Description: DC to DC Converter

Page: 48 of 61

Notes: \_\_\_\_\_

Data File Name: T:\13xx\1387\Data\4-13-11\1387CE102.ema

7.53400000	13.31	0.00	0.34	0.00	33.65	60.00	-26.35
7.58800000	13.73	0.00	0.34	0.00	34.07	60.00	-25.93
7.72300000	13.48	0.00	0.34	0.00	33.82	60.00	-26.18
7.78600000	13.89	0.00	0.34	0.00	34.23	60.00	-25.77
7.86700000	12.90	0.00	0.34	0.00	33.24	60.00	-26.76
7.95700000	13.39	0.00	0.35	0.00	33.74	60.00	-26.26
8.02000000	14.05	0.00	0.35	0.00	34.40	60.00	-25.60
8.11000000	13.14	0.00	0.35	0.00	33.49	60.00	-26.51
8.25400000	14.58	0.00	0.35	0.00	34.93	60.00	-25.07
8.33500000	13.74	0.00	0.35	0.00	34.09	60.00	-25.91
8.38900000	13.55	0.00	0.36	0.00	33.91	60.00	-26.09
8.55100000	13.12	0.00	0.36	0.00	33.48	60.00	-26.52
8.56000000	13.09	0.00	0.36	0.00	33.45	60.00	-26.55
8.68600000	12.70	0.00	0.36	0.00	33.06	60.00	-26.94
8.74000000	12.66	0.00	0.36	0.00	33.02	60.00	-26.98
8.89300000	14.46	0.00	0.37	0.00	34.83	60.00	-25.17
8.92000000	13.42	0.00	0.37	0.00	33.79	60.00	-26.21
9.08200000	12.92	0.00	0.37	0.00	33.29	60.00	-26.71
9.12700000	13.39	0.00	0.37	0.00	33.76	60.00	-26.24
9.25300000	13.20	0.00	0.38	0.00	33.58	60.00	-26.42
9.32500000	13.34	0.00	0.38	0.00	33.72	60.00	-26.28
9.37000000	13.48	0.00	0.38	0.00	33.86	60.00	-26.14
9.46900000	14.25	0.00	0.38	0.00	34.63	60.00	-25.37
9.55000000	13.64	0.00	0.38	0.00	34.02	60.00	-25.98
9.67600000	13.85	0.00	0.39	0.00	34.24	60.00	-25.76
9.81100000	13.03	0.00	0.39	0.00	33.42	60.00	-26.58
9.86500000	13.82	0.00	0.39	0.00	34.21	60.00	-25.79
9.91000000	13.76	0.00	0.39	0.00	34.15	60.00	-25.85

Tested by: Michael Westman  
Printed

Signature

Reviewed by: Gerald V. Anderson  
Printed

Signature

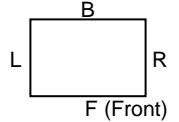
Mode of Operation Key	
#	Description
1	
2	
3	
4	
5	

J:\REPORTS\2006\10xx\1038\Rpt\_Docs\2011\1580\1387-CE102-1580-with tab data-mjw-gva.doc

# Conducted Emissions



America



FACE DEFINITION  
(TOP VIEW)

T = Top  
U = Under Side

Test Report #: NC1101387

Test Area: 3

EUT Model #: MIL1580-XXXX

Date: 14 April, 2011

EUT Serial #: None

EUT Power: 24 VDC

Temperature: 23 °C

Test Method: Mil Std 461F, CE102

Air Pressure: 99.1 kPa

Customer: Lind Electronics

Relative Humidity: 22 %

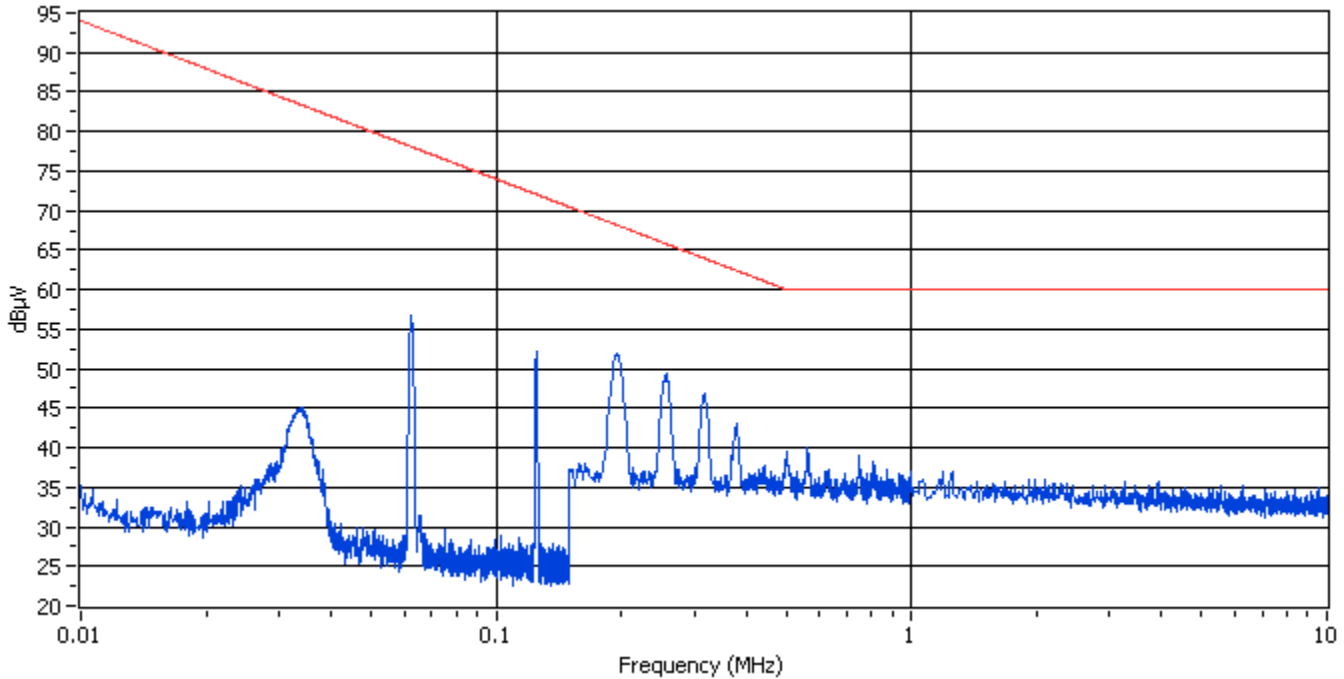
EUT Description: DC to DC Converter

Page: 49 of 61

Notes: \_\_\_\_\_

Data File Name: T:\13xx\1387\Data\4-13-11\1387CE102.ema

## Subreport Number: 10



Polarity: Conducted  
Mode of Operation: Fully OP  
Notes: DC Return

Tested by: Michael Westman  
Printed

Signature

Reviewed by: Gerald V. Anderson  
Printed

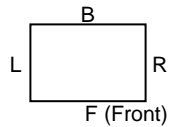
Signature

Mode of Operation Key	
#	Description
1	
2	
3	
4	
5	

J:\REPORTS\2006\10xx\1038\Rpt\_Docs\2011\1580\1387-CE102-1580-with tab data-mjw-gva.doc



# Conducted Emissions



Test Report #: NC1101387

Test Area: 3

EUT Model #: MIL1580-XXXX

Date: 14 April, 2011

FACE DEFINITION (TOP VIEW)

T = Top  
U = Under Side

EUT Serial #: None

EUT Power: 24 VDC

Temperature: 23 °C

Test Method: Mil Std 461F, CE102

Air Pressure: 99.1 kPa

Customer: Lind Electronics

Relative Humidity: 22 %

EUT Description: DC to DC Converter

Page: 50 of 61

Notes: \_\_\_\_\_

Data File Name: T:\13xx\1387\Data\4-13-11\1387CE102.ema

Frequency (MHz)	Receiver (dB)	Transducer (dB)	Cable Loss (dB)	Preamp (dB)	Final Data (dB)	Limit	Differential (dB)
0.01000000	15.31	0.00	0.01	0.00	35.32	94.00	-58.68
0.01135000	13.28	0.00	0.01	0.00	33.29	92.90	-59.61
0.01216000	13.45	0.00	0.01	0.00	33.46	92.30	-58.84
0.01324000	11.97	0.00	0.01	0.00	31.98	91.56	-59.58
0.01441000	12.53	0.00	0.01	0.00	32.54	90.82	-58.28
0.01486000	12.48	0.00	0.01	0.00	32.49	90.56	-58.07
0.01558000	11.95	0.00	0.01	0.00	31.96	90.15	-58.19
0.01711000	12.18	0.00	0.01	0.00	32.19	89.33	-57.14
0.01792000	13.21	0.00	0.01	0.00	33.22	88.93	-55.71
0.01828000	12.15	0.00	0.01	0.00	32.16	88.76	-56.60
0.01972000	11.38	0.00	0.01	0.00	31.39	88.10	-56.71
0.02026000	13.15	0.00	0.01	0.00	33.16	87.86	-54.70
0.02116000	11.73	0.00	0.01	0.00	31.74	87.49	-55.74
0.02251000	13.16	0.00	0.01	0.00	33.17	86.95	-53.77
0.02323000	13.62	0.00	0.01	0.00	33.63	86.67	-53.04
0.02422000	15.08	0.00	0.01	0.00	35.09	86.31	-51.22
0.02476000	14.89	0.00	0.01	0.00	34.90	86.12	-51.22
0.02611000	15.99	0.00	0.01	0.00	36.00	85.66	-49.65
0.02674000	15.93	0.00	0.01	0.00	35.94	85.45	-49.51
0.02773000	16.53	0.00	0.02	0.00	36.55	85.14	-48.59
0.02863000	17.85	0.00	0.02	0.00	37.87	84.86	-46.99
0.02953000	18.13	0.00	0.02	0.00	38.15	84.59	-46.44
0.03043000	19.70	0.00	0.02	0.00	39.72	84.33	-44.61
0.03142000	22.24	0.00	0.02	0.00	42.26	84.05	-41.79
0.03232000	23.54	0.00	0.02	0.00	43.56	83.80	-40.25
0.03322000	24.80	0.00	0.02	0.00	44.82	83.57	-38.75
0.03412000	25.14	0.00	0.02	0.00	45.16	83.33	-38.18
0.03430000	24.59	0.00	0.02	0.00	44.61	83.29	-38.68
0.03529000	22.92	0.00	0.02	0.00	42.94	83.04	-40.10
0.03610000	19.79	0.00	0.02	0.00	39.81	82.84	-43.04
0.03700000	18.47	0.00	0.02	0.00	38.49	82.63	-44.14
0.03817000	17.20	0.00	0.02	0.00	37.22	82.36	-45.14
0.03889000	14.31	0.00	0.02	0.00	34.33	82.20	-47.87
0.03988000	10.59	0.00	0.02	0.00	30.61	81.98	-51.37

Tested by: Michael Westman  
Printed

Signature

Reviewed by: Gerald V. Anderson  
Printed

Signature

Mode of Operation Key	
#	Description
1	
2	
3	
4	
5	

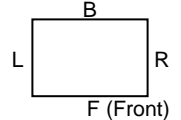
J:\REPORTS\2006\10xx\1038\Rpt\_Docs\2011\1580\1387-CE102-1580-with tab data-mjw-gva.doc

# Conducted Emissions



Test Report #: NC1101387 Test Area: 3  
 EUT Model #: MIL1580-XXXX Date: 14 April, 2011  
 EUT Serial #: None EUT Power: 24 VDC Temperature: 23 °C  
 Test Method: Mil Std 461F, CE102 Air Pressure: 99.1 kPa  
 Customer: Lind Electronics Relative Humidity: 22 %  
 EUT Description: DC to DC Converter Page: 51 of 61

FACE DEFINITION  
(TOP VIEW)



Notes: \_\_\_\_\_

Data File Name: T:\13xx\1387\Data\4-13-11\1387CE102.ema

0.04096000	10.35	0.00	0.02	0.00	30.37	81.75	-51.38
0.04222000	10.28	0.00	0.02	0.00	30.30	81.48	-51.18
0.04258000	8.68	0.00	0.02	0.00	28.70	81.41	-52.71
0.04402000	8.90	0.00	0.02	0.00	28.92	81.12	-52.20
0.04474000	8.05	0.00	0.02	0.00	28.07	80.98	-52.91
0.04537000	8.95	0.00	0.02	0.00	28.97	80.86	-51.89
0.04600000	9.89	0.00	0.02	0.00	29.91	80.74	-50.83
0.04771000	8.41	0.00	0.02	0.00	28.43	80.42	-51.99
0.04789000	9.90	0.00	0.02	0.00	29.92	80.39	-50.47
0.04888000	9.29	0.00	0.02	0.00	29.31	80.21	-50.90
0.05041000	8.84	0.00	0.02	0.00	28.86	79.94	-51.08
0.05131000	9.56	0.00	0.02	0.00	29.58	79.79	-50.21
0.05176000	8.22	0.00	0.02	0.00	28.24	79.71	-51.47
0.05239000	8.97	0.00	0.02	0.00	28.99	79.61	-50.61
0.05329000	8.87	0.00	0.02	0.00	28.89	79.46	-50.57
0.05473000	8.27	0.00	0.02	0.00	28.29	79.23	-50.93
0.05518000	7.39	0.00	0.02	0.00	27.41	79.16	-51.74
0.05644000	8.34	0.00	0.02	0.00	28.36	78.96	-50.60
0.05689000	7.64	0.00	0.02	0.00	27.66	78.89	-51.23
0.05815000	7.77	0.00	0.02	0.00	27.79	78.70	-50.91
0.05896000	8.12	0.00	0.02	0.00	28.14	78.58	-50.44
0.05959000	8.93	0.00	0.02	0.00	28.95	78.49	-49.53
0.06121000	20.29	0.00	0.02	0.00	40.31	78.25	-37.94
0.06211000	35.76	0.00	0.02	0.00	55.78	78.13	-22.34
0.06247000	36.61	0.00	0.02	0.00	56.63	78.08	-21.44
0.06310000	31.86	0.00	0.02	0.00	51.88	77.99	-26.11
0.06400000	10.99	0.00	0.02	0.00	31.01	77.87	-46.85
0.06535000	11.41	0.00	0.02	0.00	31.43	77.69	-46.25
0.06589000	10.79	0.00	0.02	0.00	30.81	77.61	-46.80
0.06670000	7.56	0.00	0.02	0.00	27.58	77.51	-49.92
0.06760000	9.05	0.00	0.02	0.00	29.07	77.39	-48.32
0.06931000	7.81	0.00	0.03	0.00	27.84	77.17	-49.34
0.06985000	7.09	0.00	0.03	0.00	27.12	77.11	-49.99
0.07030000	7.16	0.00	0.03	0.00	27.19	77.05	-49.87
0.07192000	7.05	0.00	0.03	0.00	27.08	76.85	-49.78
0.07273000	7.76	0.00	0.03	0.00	27.79	76.76	-48.97
0.07300000	7.95	0.00	0.03	0.00	27.98	76.72	-48.75
0.07426000	7.43	0.00	0.03	0.00	27.46	76.57	-49.12

Tested by: Michael Westman  
Printed

Signature

Reviewed by: Gerald V. Anderson  
Printed

Signature

Mode of Operation Key	
#	Description
1	
2	
3	
4	
5	

J:\REPORTS\2006\10xx\1038\Rpt\_Docs\2011\1580\1387-CE102-1580-with tab data-mjw-gva.doc

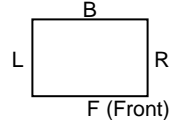
# Conducted Emissions



Test Report #: NC1101387

Test Area: 3

FACE DEFINITION  
(TOP VIEW)



EUT Model #: MIL1580-XXXX

Date: 14 April, 2011

T = Top  
U = Under Side

EUT Serial #: None

EUT Power: 24 VDC

Temperature: 23 °C

Test Method: Mil Std 461F, CE102

Air Pressure: 99.1 kPa

Customer: Lind Electronics

Relative Humidity: 22 %

EUT Description: DC to DC Converter

Page: 52 of 61

Notes: \_\_\_\_\_

Data File Name: T:\13xx\1387\Data\4-13-11\1387CE102.ema

0.07552000	9.59	0.00	0.03	0.00	29.62	76.43	-46.81
0.07651000	7.80	0.00	0.03	0.00	27.83	76.31	-48.49
0.07696000	7.17	0.00	0.03	0.00	27.20	76.26	-49.07
0.07759000	8.35	0.00	0.03	0.00	28.38	76.19	-47.82
0.07876000	7.77	0.00	0.03	0.00	27.80	76.06	-48.27
0.07948000	6.81	0.00	0.03	0.00	26.84	75.98	-49.15
0.08029000	6.32	0.00	0.03	0.00	26.35	75.90	-49.55
0.08128000	7.40	0.00	0.03	0.00	27.43	75.79	-48.36
0.08254000	7.43	0.00	0.03	0.00	27.46	75.66	-48.20
0.08290000	6.54	0.00	0.03	0.00	26.57	75.62	-49.05
0.08434000	6.84	0.00	0.03	0.00	26.87	75.47	-48.60
0.08524000	6.97	0.00	0.03	0.00	27.00	75.38	-48.38
0.08596000	7.67	0.00	0.03	0.00	27.70	75.30	-47.60
0.08668000	8.40	0.00	0.03	0.00	28.43	75.23	-46.80
0.08803000	6.36	0.00	0.03	0.00	26.39	75.10	-48.71
0.08848000	7.15	0.00	0.03	0.00	27.18	75.05	-47.87
0.08983000	5.80	0.00	0.03	0.00	25.83	74.92	-49.09
0.09082000	7.58	0.00	0.03	0.00	27.61	74.82	-47.22
0.09154000	6.26	0.00	0.03	0.00	26.29	74.76	-48.47
0.09226000	6.29	0.00	0.03	0.00	26.32	74.69	-48.37
0.09316000	6.57	0.00	0.03	0.00	26.60	74.60	-48.00
0.09406000	6.30	0.00	0.03	0.00	26.33	74.52	-48.19
0.09523000	7.26	0.00	0.03	0.00	27.29	74.41	-47.12
0.09613000	7.38	0.00	0.03	0.00	27.41	74.33	-46.92
0.09694000	7.18	0.00	0.03	0.00	27.21	74.26	-47.05
0.09766000	7.24	0.00	0.03	0.00	27.27	74.19	-46.92
0.09901000	7.42	0.00	0.03	0.00	27.45	74.07	-46.62
0.09946000	8.27	0.00	0.03	0.00	28.30	74.03	-45.73

Tested by: Michael Westman  
Printed

Signature

Reviewed by: Gerald V. Anderson  
Printed

Signature

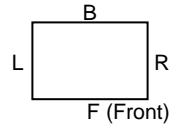
Mode of Operation Key	
#	Description
1	
2	
3	
4	
5	

J:\REPORTS\2006\10xx\1038\Rpt\_Docs\2011\1580\1387-CE102-1580-with tab data-mjw-gva.doc

# Conducted Emissions



America



FACE DEFINITION  
(TOP VIEW)

T = Top  
U = Under Side

Test Report #: NC1101387

Test Area: 3

EUT Model #: MIL1580-XXXX

Date: 14 April, 2011

EUT Serial #: None

EUT Power: 24 VDC

Temperature: 23 °C

Test Method: Mil Std 461F, CE102

Air Pressure: 99.1 kPa

Customer: Lind Electronics

Relative Humidity: 22 %

EUT Description: DC to DC Converter

Page: 53 of 61

Notes: \_\_\_\_\_

Data File Name: T:\13xx\1387\Data\4-13-11\1387CE102.ema

Frequency (MHz)	Receiver (dB)	Transducer (dB)	Cable Loss (dB)	Preamplifier (dB)	Final Data (dB)	Limit	Differential (dB)
0.10030000	7.12	0.00	0.03	0.00	27.15	73.96	-46.81
0.10055000	6.61	0.00	0.03	0.00	26.64	73.94	-47.30
0.10140000	6.92	0.00	0.03	0.00	26.95	73.87	-46.92
0.10190000	6.25	0.00	0.03	0.00	26.28	73.82	-47.54
0.10205000	6.47	0.00	0.03	0.00	26.50	73.81	-47.31
0.10270000	6.46	0.00	0.03	0.00	26.49	73.76	-47.27
0.10315000	8.94	0.00	0.03	0.00	28.97	73.72	-44.75
0.10390000	7.02	0.00	0.03	0.00	27.05	73.66	-46.60
0.10440000	7.04	0.00	0.03	0.00	27.07	73.61	-46.54
0.10480000	6.72	0.00	0.03	0.00	26.75	73.58	-46.83
0.10520000	7.35	0.00	0.03	0.00	27.38	73.55	-46.17
0.10580000	6.39	0.00	0.03	0.00	26.42	73.50	-47.08
0.10605000	7.17	0.00	0.03	0.00	27.20	73.48	-46.28
0.10690000	6.42	0.00	0.03	0.00	26.45	73.41	-46.96
0.10720000	7.82	0.00	0.03	0.00	27.85	73.38	-45.53
0.10770000	7.73	0.00	0.03	0.00	27.76	73.34	-45.58
0.10805000	6.70	0.00	0.03	0.00	26.73	73.31	-46.58
0.10870000	7.06	0.00	0.03	0.00	27.09	73.26	-46.17
0.10925000	7.31	0.00	0.03	0.00	27.34	73.22	-45.88
0.10955000	6.37	0.00	0.03	0.00	26.40	73.20	-46.79
0.11020000	7.61	0.00	0.03	0.00	27.64	73.14	-45.50
0.11070000	6.24	0.00	0.03	0.00	26.27	73.10	-46.83
0.11130000	6.85	0.00	0.03	0.00	26.88	73.06	-46.17
0.11185000	6.89	0.00	0.03	0.00	26.92	73.01	-46.09
0.11200000	6.20	0.00	0.03	0.00	26.23	73.00	-46.77
0.11265000	6.93	0.00	0.03	0.00	26.96	72.95	-45.99
0.11340000	7.71	0.00	0.03	0.00	27.74	72.89	-45.15
0.11390000	8.61	0.00	0.03	0.00	28.64	72.86	-44.21
0.11420000	7.06	0.00	0.03	0.00	27.09	72.83	-45.74
0.11450000	7.91	0.00	0.03	0.00	27.94	72.81	-44.87
0.11535000	7.25	0.00	0.03	0.00	27.28	72.75	-45.46
0.11580000	6.62	0.00	0.03	0.00	26.65	72.71	-46.06
0.11600000	5.59	0.00	0.03	0.00	25.62	72.70	-47.07
0.11690000	6.70	0.00	0.03	0.00	26.73	72.63	-45.90

Tested by: Michael Westman  
Printed

Signature

Reviewed by: Gerald V. Anderson  
Printed

Signature

Mode of Operation Key	
#	Description
1	
2	
3	
4	
5	

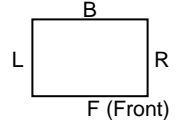
J:\REPORTS\2006\10xx\1038\Rpt\_Docs\2011\1580\1387-CE102-1580-with tab data-mjw-gva.doc

# Conducted Emissions



Test Report #: NC1101387 Test Area: 3  
 EUT Model #: MIL1580-XXXX Date: 14 April, 2011  
 EUT Serial #: None EUT Power: 24 VDC Temperature: 23 °C  
 Test Method: Mil Std 461F, CE102 Air Pressure: 99.1 kPa  
 Customer: Lind Electronics Relative Humidity: 22 %  
 EUT Description: DC to DC Converter Page: 54 of 61

FACE DEFINITION  
(TOP VIEW)



Notes: \_\_\_\_\_

Data File Name: T:\13xx\1387\Data\4-13-11\1387CE102.ema

0.11745000	7.05	0.00	0.03	0.00	27.08	72.59	-45.51
0.11765000	6.81	0.00	0.03	0.00	26.84	72.58	-45.73
0.11830000	7.52	0.00	0.03	0.00	27.55	72.53	-44.97
0.11865000	6.31	0.00	0.03	0.00	26.34	72.50	-46.16
0.11920000	6.05	0.00	0.03	0.00	26.08	72.46	-46.38
0.11960000	6.30	0.00	0.03	0.00	26.33	72.43	-46.10
0.12005000	6.32	0.00	0.03	0.00	26.35	72.40	-46.05
0.12085000	6.32	0.00	0.03	0.00	26.35	72.34	-45.99
0.12130000	6.38	0.00	0.03	0.00	26.41	72.31	-45.90
0.12150000	7.63	0.00	0.03	0.00	27.66	72.30	-44.63
0.12215000	7.04	0.00	0.03	0.00	27.07	72.25	-45.17
0.12265000	6.91	0.00	0.03	0.00	26.94	72.21	-45.27
0.12345000	11.64	0.00	0.03	0.00	31.67	72.16	-40.48
0.12395000	23.51	0.00	0.03	0.00	43.54	72.12	-28.58
0.12445000	30.37	0.00	0.03	0.00	50.40	72.09	-21.68
0.12475000	32.16	0.00	0.03	0.00	52.19	72.07	-19.87
0.12500000	31.84	0.00	0.03	0.00	51.87	72.05	-20.17
0.12550000	27.54	0.00	0.03	0.00	47.57	72.01	-24.44
0.12600000	17.45	0.00	0.04	0.00	37.49	71.98	-34.49
0.12650000	6.85	0.00	0.04	0.00	26.89	71.94	-45.06
0.12730000	5.99	0.00	0.04	0.00	26.03	71.89	-45.86
0.12755000	7.88	0.00	0.04	0.00	27.92	71.87	-43.96
0.12830000	6.64	0.00	0.04	0.00	26.68	71.82	-45.15
0.12850000	6.03	0.00	0.04	0.00	26.07	71.81	-45.74
0.12920000	7.41	0.00	0.04	0.00	27.45	71.76	-44.32
0.12955000	6.26	0.00	0.04	0.00	26.30	71.74	-45.44
0.13040000	6.27	0.00	0.04	0.00	26.31	71.68	-45.38
0.13090000	7.07	0.00	0.04	0.00	27.11	71.65	-44.54
0.13100000	6.54	0.00	0.04	0.00	26.58	71.64	-45.07
0.13180000	6.45	0.00	0.04	0.00	26.49	71.59	-45.10
0.13245000	6.54	0.00	0.04	0.00	26.58	71.55	-44.97
0.13255000	6.01	0.00	0.04	0.00	26.05	71.54	-45.49
0.13325000	7.37	0.00	0.04	0.00	27.41	71.49	-44.09
0.13385000	5.35	0.00	0.04	0.00	25.39	71.45	-46.07
0.13400000	6.08	0.00	0.04	0.00	26.12	71.44	-45.33
0.13480000	6.72	0.00	0.04	0.00	26.76	71.39	-44.64
0.13530000	6.59	0.00	0.04	0.00	26.63	71.36	-44.73
0.13575000	7.05	0.00	0.04	0.00	27.09	71.33	-44.24

Tested by: Michael Westman  
Printed

Signature

Reviewed by: Gerald V. Anderson  
Printed

Signature

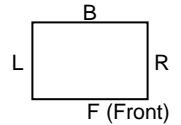
Mode of Operation Key	
#	Description
1	
2	
3	
4	
5	

J:\REPORTS\2006\10xx\1038\Rpt\_Docs\2011\1580\1387-CE102-1580-with tab data-mjw-gva.doc

# Conducted Emissions



America



FACE DEFINITION  
(TOP VIEW)

T = Top  
U = Under Side

Test Report #: NC1101387

Test Area: 3

EUT Model #: MIL1580-XXXX

Date: 14 April, 2011

EUT Serial #: None

EUT Power: 24 VDC

Temperature: 23 °C

Test Method: Mil Std 461F, CE102

Air Pressure: 99.1 kPa

Customer: Lind Electronics

Relative Humidity: 22 %

EUT Description: DC to DC Converter

Page: 55 of 61

Notes: \_\_\_\_\_

Data File Name: T:\13xx\1387\Data\4-13-11\1387CE102.ema

0.13640000	6.86	0.00	0.04	0.00	26.90	71.29	-44.39
0.13690000	7.76	0.00	0.04	0.00	27.80	71.26	-43.46
0.13730000	6.48	0.00	0.04	0.00	26.52	71.23	-44.72
0.13760000	6.83	0.00	0.04	0.00	26.87	71.21	-44.35
0.13825000	6.73	0.00	0.04	0.00	26.77	71.17	-44.41
0.13880000	6.19	0.00	0.04	0.00	26.23	71.14	-44.91
0.13925000	7.25	0.00	0.04	0.00	27.29	71.11	-43.82
0.13950000	5.88	0.00	0.04	0.00	25.92	71.09	-45.18
0.14020000	6.76	0.00	0.04	0.00	26.80	71.05	-44.25
0.14055000	6.50	0.00	0.04	0.00	26.54	71.03	-44.49
0.14145000	6.54	0.00	0.04	0.00	26.58	70.97	-44.40
0.14165000	7.25	0.00	0.04	0.00	27.29	70.96	-43.67
0.14230000	7.65	0.00	0.04	0.00	27.69	70.92	-43.23
0.14290000	6.79	0.00	0.04	0.00	26.83	70.89	-44.06
0.14345000	5.57	0.00	0.04	0.00	25.61	70.85	-45.24
0.14390000	6.71	0.00	0.04	0.00	26.75	70.82	-44.08
0.14400000	6.03	0.00	0.04	0.00	26.07	70.82	-44.75
0.14490000	7.35	0.00	0.04	0.00	27.39	70.76	-43.38
0.14510000	6.64	0.00	0.04	0.00	26.68	70.75	-44.07
0.14590000	7.01	0.00	0.04	0.00	27.05	70.70	-43.66
0.14625000	5.36	0.00	0.04	0.00	25.40	70.68	-45.29
0.14670000	5.78	0.00	0.04	0.00	25.82	70.66	-44.84
0.14725000	5.72	0.00	0.04	0.00	25.76	70.62	-44.87
0.14780000	5.18	0.00	0.04	0.00	25.22	70.59	-45.37
0.14840000	6.38	0.00	0.04	0.00	26.42	70.56	-44.14
0.14890000	5.80	0.00	0.04	0.00	25.84	70.53	-44.69
0.14935000	5.56	0.00	0.04	0.00	25.60	70.50	-44.90
0.14995000	6.66	0.00	0.04	0.00	26.70	70.47	-43.77

Tested by: Michael Westman  
Printed

Signature

Reviewed by: Gerald V. Anderson  
Printed

Signature

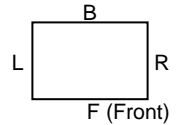
Mode of Operation Key	
#	Description
1	
2	
3	
4	
5	

J:\REPORTS\2006\10xx\1038\Rpt\_Docs\2011\1580\1387-CE102-1580-with tab data-mjw-gva.doc

# Conducted Emissions



America



FACE DEFINITION  
(TOP VIEW)

T = Top  
U = Under Side

Test Report #: NC1101387

Test Area: 3

EUT Model #: MIL1580-XXXX

Date: 14 April, 2011

EUT Serial #: None

EUT Power: 24 VDC

Temperature: 23 °C

Test Method: Mil Std 461F, CE102

Air Pressure: 99.1 kPa

Customer: Lind Electronics

Relative Humidity: 22 %

EUT Description: DC to DC Converter

Page: 56 of 61

Notes: \_\_\_\_\_

Data File Name: T:\13xx\1387\Data\4-13-11\1387CE102.ema

Frequency (MHz)	Receiver (dB)	Transducer (dB)	Cable Loss (dB)	Preamplifier (dB)	Final Data (dB)	Limit	Differential (dB)
0.15765000	17.87	0.00	0.04	0.00	37.91	70.03	-32.12
0.16275000	17.85	0.00	0.04	0.00	37.89	69.75	-31.86
0.17380000	16.92	0.00	0.04	0.00	36.96	69.18	-32.22
0.18315000	19.08	0.00	0.04	0.00	39.12	68.73	-29.61
0.19165000	30.50	0.00	0.04	0.00	50.54	68.33	-17.79
0.19590000	31.88	0.00	0.04	0.00	51.92	68.14	-16.22
0.20100000	28.62	0.00	0.05	0.00	48.67	67.92	-19.25
0.21375000	17.33	0.00	0.05	0.00	37.38	67.39	-30.01
0.22565000	17.01	0.00	0.05	0.00	37.06	66.91	-29.86
0.23330000	17.03	0.00	0.05	0.00	37.08	66.63	-29.55
0.24265000	17.34	0.00	0.05	0.00	37.39	66.28	-28.89
0.25115000	26.94	0.00	0.05	0.00	46.99	65.98	-18.99
0.25710000	29.30	0.00	0.05	0.00	49.35	65.78	-16.43
0.26050000	27.03	0.00	0.05	0.00	47.08	65.67	-18.58
0.26900000	17.41	0.00	0.05	0.00	37.46	65.39	-27.92
0.27750000	16.21	0.00	0.05	0.00	36.26	65.12	-28.85
0.28850000	16.36	0.00	0.06	0.00	36.42	64.78	-28.36
0.30215000	17.32	0.00	0.06	0.00	37.38	64.38	-27.00
0.31065000	23.87	0.00	0.06	0.00	43.93	64.14	-20.21
0.31830000	26.74	0.00	0.06	0.00	46.80	63.93	-17.13
0.32000000	25.60	0.00	0.06	0.00	45.66	63.88	-18.22
0.32850000	16.60	0.00	0.06	0.00	36.66	63.65	-26.99
0.34465000	15.71	0.00	0.06	0.00	35.77	63.23	-27.46
0.34720000	16.24	0.00	0.06	0.00	36.30	63.17	-26.87
0.36080000	16.46	0.00	0.06	0.00	36.52	62.84	-26.31
0.36930000	18.86	0.00	0.06	0.00	38.92	62.63	-23.71
0.37865000	22.97	0.00	0.06	0.00	43.03	62.42	-19.38
0.38120000	21.93	0.00	0.06	0.00	41.99	62.36	-20.36
0.38800000	16.88	0.00	0.07	0.00	36.95	62.20	-25.26
0.39650000	15.96	0.00	0.07	0.00	36.03	62.02	-25.99
0.40585000	16.64	0.00	0.07	0.00	36.71	61.81	-25.11
0.41945000	16.77	0.00	0.07	0.00	36.84	61.53	-24.69
0.42965000	17.10	0.00	0.07	0.00	37.17	61.32	-24.15
0.43815000	17.51	0.00	0.07	0.00	37.58	61.15	-23.57

Tested by: Michael Westman  
Printed

Signature

Reviewed by: Gerald V. Anderson  
Printed

Signature

Mode of Operation Key	
#	Description
1	
2	
3	
4	
5	

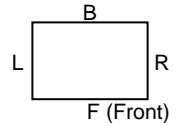
J:\REPORTS\2006\10xx\1038\Rpt\_Docs\2011\1580\1387-CE102-1580-with tab data-mjw-gva.doc

# Conducted Emissions



Test Report #: NC1101387 Test Area: 3  
 EUT Model #: MIL1580-XXXX Date: 14 April, 2011  
 EUT Serial #: None EUT Power: 24 VDC Temperature: 23 °C  
 Test Method: Mil Std 461F, CE102 Air Pressure: 99.1 kPa  
 Customer: Lind Electronics Relative Humidity: 22 %  
 EUT Description: DC to DC Converter Page: 57 of 61

FACE DEFINITION  
(TOP VIEW)



Notes: \_\_\_\_\_

Data File Name: T:\13xx\1387\Data\4-13-11\1387CE102.ema

0.44155000	17.69	0.00	0.07	0.00	37.76	61.08	-23.32
0.44835000	16.12	0.00	0.07	0.00	36.19	60.95	-24.76
0.46025000	16.90	0.00	0.07	0.00	36.97	60.72	-23.75
0.46790000	16.50	0.00	0.07	0.00	36.57	60.58	-24.00
0.47725000	16.21	0.00	0.07	0.00	36.28	60.40	-24.12
0.48490000	15.65	0.00	0.07	0.00	35.72	60.27	-24.54
0.49680000	18.39	0.00	0.07	0.00	38.46	60.06	-21.59
0.50190000	19.43	0.00	0.08	0.00	39.51	60.00	-20.49
0.50870000	17.17	0.00	0.08	0.00	37.25	60.00	-22.75
0.51550000	16.19	0.00	0.08	0.00	36.27	60.00	-23.73
0.52740000	16.82	0.00	0.08	0.00	36.90	60.00	-23.10
0.53675000	15.89	0.00	0.08	0.00	35.97	60.00	-24.03
0.54610000	15.87	0.00	0.08	0.00	35.95	60.00	-24.05
0.55715000	17.01	0.00	0.08	0.00	37.09	60.00	-22.91
0.56225000	20.00	0.00	0.08	0.00	40.08	60.00	-19.92
0.56650000	17.85	0.00	0.08	0.00	37.93	60.00	-22.07
0.57500000	15.57	0.00	0.08	0.00	35.65	60.00	-24.35
0.58690000	15.97	0.00	0.08	0.00	36.05	60.00	-23.95
0.59795000	16.25	0.00	0.08	0.00	36.33	60.00	-23.67
0.60135000	15.55	0.00	0.08	0.00	35.63	60.00	-24.37
0.61665000	16.84	0.00	0.08	0.00	36.92	60.00	-23.08
0.62345000	16.91	0.00	0.08	0.00	36.99	60.00	-23.01
0.62940000	17.05	0.00	0.09	0.00	37.14	60.00	-22.86
0.63620000	15.80	0.00	0.09	0.00	35.89	60.00	-24.11
0.65065000	15.16	0.00	0.09	0.00	35.25	60.00	-24.75
0.65235000	15.82	0.00	0.09	0.00	35.91	60.00	-24.09
0.66340000	15.90	0.00	0.09	0.00	35.99	60.00	-24.01
0.67615000	15.34	0.00	0.09	0.00	35.43	60.00	-24.57
0.68040000	15.18	0.00	0.09	0.00	35.27	60.00	-24.73
0.69060000	16.58	0.00	0.09	0.00	36.67	60.00	-23.33
0.70165000	15.68	0.00	0.09	0.00	35.77	60.00	-24.23
0.70760000	15.18	0.00	0.09	0.00	35.27	60.00	-24.73
0.71100000	15.54	0.00	0.09	0.00	35.63	60.00	-24.37
0.72460000	15.97	0.00	0.09	0.00	36.06	60.00	-23.94
0.73225000	15.38	0.00	0.09	0.00	35.47	60.00	-24.53
0.74330000	17.11	0.00	0.09	0.00	37.20	60.00	-22.80
0.75010000	18.81	0.00	0.09	0.00	38.90	60.00	-21.10
0.75520000	17.08	0.00	0.09	0.00	37.17	60.00	-22.83

Tested by: Michael Westman  
Printed

Signature

Reviewed by: Gerald V. Anderson  
Printed

Signature

Mode of Operation Key	
#	Description
1	
2	
3	
4	
5	

J:\REPORTS\2006\10xx\1038\Rpt\_Docs\2011\1580\1387-CE102-1580-with tab data-mjw-gva.doc



# Conducted Emissions

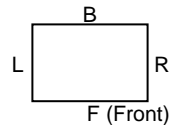


America

Test Report #: NC1101387

Test Area: 3

FACE DEFINITION  
(TOP VIEW)



EUT Model #: MIL1580-XXXX

Date: 14 April, 2011

T = Top  
U = Under Side

EUT Serial #: None

EUT Power: 24 VDC

Temperature: 23 °C

Test Method: Mil Std 461F, CE102

Air Pressure: 99.1 kPa

Customer: Lind Electronics

Relative Humidity: 22 %

EUT Description: DC to DC Converter

Page: 58 of 61

Notes: \_\_\_\_\_

Data File Name: T:\13xx\1387\Data\4-13-11\1387CE102.ema

0.76540000	16.07	0.00	0.09	0.00	36.16	60.00	-23.84
0.77815000	16.55	0.00	0.10	0.00	36.65	60.00	-23.35
0.78155000	16.14	0.00	0.10	0.00	36.24	60.00	-23.76
0.78835000	15.52	0.00	0.10	0.00	35.62	60.00	-24.38
0.80025000	16.66	0.00	0.10	0.00	36.76	60.00	-23.24
0.81130000	18.02	0.00	0.10	0.00	38.12	60.00	-21.88
0.81300000	16.90	0.00	0.10	0.00	37.00	60.00	-23.00
0.82490000	16.30	0.00	0.10	0.00	36.40	60.00	-23.60
0.83255000	15.53	0.00	0.10	0.00	35.63	60.00	-24.37
0.83935000	16.05	0.00	0.10	0.00	36.15	60.00	-23.85
0.84700000	15.72	0.00	0.10	0.00	35.82	60.00	-24.18
0.86060000	15.57	0.00	0.10	0.00	35.67	60.00	-24.33
0.86995000	15.39	0.00	0.10	0.00	35.49	60.00	-24.51
0.87590000	17.13	0.00	0.10	0.00	37.23	60.00	-22.77
0.88270000	15.76	0.00	0.10	0.00	35.86	60.00	-24.14
0.89545000	15.84	0.00	0.10	0.00	35.94	60.00	-24.06
0.90395000	15.76	0.00	0.10	0.00	35.86	60.00	-24.14
0.90990000	15.26	0.00	0.10	0.00	35.36	60.00	-24.64
0.91670000	15.45	0.00	0.10	0.00	35.55	60.00	-24.45
0.92945000	15.62	0.00	0.11	0.00	35.73	60.00	-24.27
0.93370000	16.73	0.00	0.11	0.00	36.84	60.00	-23.16
0.94050000	14.67	0.00	0.11	0.00	34.78	60.00	-25.22
0.95495000	15.11	0.00	0.11	0.00	35.22	60.00	-24.78
0.95750000	16.38	0.00	0.11	0.00	36.49	60.00	-23.51
0.96770000	15.71	0.00	0.11	0.00	35.82	60.00	-24.18
0.97620000	14.97	0.00	0.11	0.00	35.08	60.00	-24.92
0.98980000	16.11	0.00	0.11	0.00	36.22	60.00	-23.78
0.99915000	16.84	0.00	0.11	0.00	36.95	60.00	-23.05

Tested by: Michael Westman  
Printed

Signature

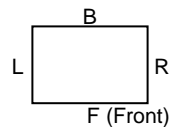
Reviewed by: Gerald V. Anderson  
Printed

Signature

Mode of Operation Key	
#	Description
1	
2	
3	
4	
5	

J:\REPORTS\2006\10xx\1038\Rpt\_Docs\2011\1580\1387-CE102-1580-with tab data-mjw-gva.doc

# Conducted Emissions



Test Report #: NC1101387

Test Area: 3

EUT Model #: MIL1580-XXXX

Date: 14 April, 2011

T = Top  
U = Under Side

EUT Serial #: None

EUT Power: 24 VDC

Temperature: 23 °C

Test Method: Mil Std 461F, CE102

Air Pressure: 99.1 kPa

Customer: Lind Electronics

Relative Humidity: 22 %

EUT Description: DC to DC Converter

Page: 59 of 61

Notes: \_\_\_\_\_

Data File Name: T:\13xx\1387\Data\4-13-11\1387CE102.ema

Frequency (MHz)	Receiver (dB)	Transducer (dB)	Cable Loss (dB)	Preamp (dB)	Final Data (dB)	Limit	Differential (dB)
1.0000000	16.20	0.00	0.11	0.00	36.31	60.00	-23.69
1.1620000	15.80	0.00	0.12	0.00	35.92	60.00	-24.08
1.1890000	16.86	0.00	0.12	0.00	36.98	60.00	-23.02
1.3150000	14.94	0.00	0.13	0.00	35.07	60.00	-24.93
1.4410000	15.57	0.00	0.13	0.00	35.70	60.00	-24.30
1.5220000	15.00	0.00	0.14	0.00	35.14	60.00	-24.86
1.5760000	15.27	0.00	0.14	0.00	35.41	60.00	-24.59
1.6840000	15.58	0.00	0.15	0.00	35.73	60.00	-24.27
1.7830000	15.05	0.00	0.15	0.00	35.20	60.00	-24.80
1.8550000	15.03	0.00	0.15	0.00	35.18	60.00	-24.82
1.9180000	15.77	0.00	0.16	0.00	35.93	60.00	-24.07
1.9900000	15.80	0.00	0.16	0.00	35.96	60.00	-24.04
2.0980000	15.74	0.00	0.17	0.00	35.91	60.00	-24.09
2.1880000	15.40	0.00	0.17	0.00	35.57	60.00	-24.43
2.2960000	15.18	0.00	0.17	0.00	35.35	60.00	-24.65
2.3680000	15.16	0.00	0.18	0.00	35.34	60.00	-24.66
2.4490000	14.95	0.00	0.18	0.00	35.13	60.00	-24.87
2.6020000	14.03	0.00	0.19	0.00	34.22	60.00	-25.78
2.6650000	14.27	0.00	0.19	0.00	34.46	60.00	-25.54
2.7280000	14.91	0.00	0.19	0.00	35.10	60.00	-24.90
2.8720000	14.23	0.00	0.20	0.00	34.43	60.00	-25.57
2.9260000	15.04	0.00	0.20	0.00	35.24	60.00	-24.76
3.0610000	14.82	0.00	0.20	0.00	35.02	60.00	-24.98
3.0880000	14.17	0.00	0.21	0.00	34.38	60.00	-25.62
3.2320000	14.69	0.00	0.21	0.00	34.90	60.00	-25.10
3.2680000	15.61	0.00	0.21	0.00	35.82	60.00	-24.18
3.3490000	14.06	0.00	0.21	0.00	34.27	60.00	-25.73
3.4480000	14.93	0.00	0.22	0.00	35.15	60.00	-24.85
3.5200000	13.91	0.00	0.22	0.00	34.13	60.00	-25.87
3.6730000	13.97	0.00	0.23	0.00	34.20	60.00	-25.80
3.7450000	14.89	0.00	0.23	0.00	35.12	60.00	-24.88
3.7900000	14.45	0.00	0.23	0.00	34.68	60.00	-25.32
3.9340000	15.42	0.00	0.23	0.00	35.65	60.00	-24.35
4.0330000	13.89	0.00	0.24	0.00	34.13	60.00	-25.87

Tested by: Michael Westman  
Printed

Signature

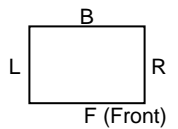
Reviewed by: Gerald V. Anderson  
Printed

Signature

Mode of Operation Key	
#	Description
1	
2	
3	
4	
5	

J:\REPORTS\2006\10xx\1038\Rpt\_Docs\2011\1580\1387-CE102-1580-with tab data-mjw-gva.doc

# Conducted Emissions



Test Report #: NC1101387

Test Area: 3

FACE DEFINITION (TOP VIEW)

EUT Model #: MIL1580-XXXX

Date: 14 April, 2011

T = Top  
U = Under Side

EUT Serial #: None

EUT Power: 24 VDC

Temperature: 23 °C

Test Method: Mil Std 461F, CE102

Air Pressure: 99.1 kPa

Customer: Lind Electronics

Relative Humidity: 22 %

EUT Description: DC to DC Converter

Page: 60 of 61

Notes: \_\_\_\_\_

Data File Name: T:\13xx\1387\Data\4-13-11\1387CE102.ema

4.06000000	14.13	0.00	0.24	0.00	34.37	60.00	-25.63
4.15900000	13.69	0.00	0.24	0.00	33.93	60.00	-26.07
4.24000000	14.33	0.00	0.24	0.00	34.57	60.00	-25.43
4.33900000	13.54	0.00	0.25	0.00	33.79	60.00	-26.21
4.44700000	14.53	0.00	0.25	0.00	34.78	60.00	-25.22
4.56400000	14.80	0.00	0.25	0.00	35.05	60.00	-24.95
4.60900000	14.20	0.00	0.26	0.00	34.46	60.00	-25.54
4.69900000	13.71	0.00	0.26	0.00	33.97	60.00	-26.03
4.79800000	14.01	0.00	0.26	0.00	34.27	60.00	-25.73
4.95100000	13.86	0.00	0.27	0.00	34.13	60.00	-25.87
5.01400000	13.18	0.00	0.27	0.00	33.45	60.00	-26.55
5.05000000	13.52	0.00	0.27	0.00	33.79	60.00	-26.21
5.21200000	14.54	0.00	0.27	0.00	34.81	60.00	-25.19
5.29300000	14.36	0.00	0.28	0.00	34.64	60.00	-25.36
5.36500000	13.19	0.00	0.28	0.00	33.47	60.00	-26.53
5.43700000	14.28	0.00	0.28	0.00	34.56	60.00	-25.44
5.52700000	15.04	0.00	0.28	0.00	35.32	60.00	-24.68
5.67100000	14.27	0.00	0.29	0.00	34.56	60.00	-25.44
5.76100000	13.12	0.00	0.29	0.00	33.41	60.00	-26.59
5.81500000	13.88	0.00	0.29	0.00	34.17	60.00	-25.83
5.89600000	13.73	0.00	0.29	0.00	34.02	60.00	-25.98
5.98600000	13.26	0.00	0.30	0.00	33.56	60.00	-26.44
6.11200000	13.25	0.00	0.30	0.00	33.55	60.00	-26.45
6.17500000	14.10	0.00	0.30	0.00	34.40	60.00	-25.60
6.29200000	13.33	0.00	0.30	0.00	33.63	60.00	-26.37
6.31000000	14.79	0.00	0.30	0.00	35.09	60.00	-24.91
6.48100000	13.31	0.00	0.31	0.00	33.62	60.00	-26.38
6.51700000	13.24	0.00	0.31	0.00	33.55	60.00	-26.45
6.61600000	13.57	0.00	0.31	0.00	33.88	60.00	-26.12
6.67900000	13.74	0.00	0.31	0.00	34.05	60.00	-25.95
6.82300000	13.15	0.00	0.32	0.00	33.47	60.00	-26.53
6.88600000	13.08	0.00	0.32	0.00	33.40	60.00	-26.60
6.96700000	13.02	0.00	0.32	0.00	33.34	60.00	-26.66
7.10200000	13.49	0.00	0.32	0.00	33.81	60.00	-26.19
7.12000000	14.43	0.00	0.33	0.00	34.76	60.00	-25.24
7.21000000	13.88	0.00	0.33	0.00	34.21	60.00	-25.79
7.36300000	13.74	0.00	0.33	0.00	34.07	60.00	-25.93
7.42600000	13.40	0.00	0.33	0.00	33.73	60.00	-26.27

Tested by: Michael Westman  
Printed

Signature

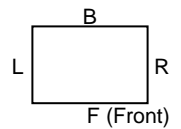
Reviewed by: Gerald V. Anderson  
Printed

Signature

Mode of Operation Key	
#	Description
1	
2	
3	
4	
5	

J:\REPORTS\2006\10xx\1038\Rpt\_Docs\2011\1580\1387-CE102-1580-with tab data-mjw-gva.doc

# Conducted Emissions



Test Report #: NC1101387

Test Area: 3

EUT Model #: MIL1580-XXXX

Date: 14 April, 2011

T = Top  
U = Under Side

EUT Serial #: None

EUT Power: 24 VDC

Temperature: 23 °C

Test Method: Mil Std 461F, CE102

Air Pressure: 99.1 kPa

Customer: Lind Electronics

Relative Humidity: 22 %

EUT Description: DC to DC Converter

Page: 61 of 61

Notes: \_\_\_\_\_

Data File Name: T:\13xx\1387\Data\4-13-11\1387CE102.ema

7.50700000	14.22	0.00	0.33	0.00	34.55	60.00	-25.45
7.60600000	12.91	0.00	0.34	0.00	33.25	60.00	-26.75
7.66000000	13.11	0.00	0.34	0.00	33.45	60.00	-26.55
7.76800000	13.44	0.00	0.34	0.00	33.78	60.00	-26.22
7.91200000	13.38	0.00	0.34	0.00	33.72	60.00	-26.28
7.99300000	12.60	0.00	0.35	0.00	32.95	60.00	-27.05
8.02000000	14.07	0.00	0.35	0.00	34.42	60.00	-25.58
8.13700000	13.58	0.00	0.35	0.00	33.93	60.00	-26.07
8.25400000	13.33	0.00	0.35	0.00	33.68	60.00	-26.32
8.34400000	14.35	0.00	0.36	0.00	34.71	60.00	-25.29
8.38000000	13.52	0.00	0.36	0.00	33.88	60.00	-26.12
8.55100000	13.08	0.00	0.36	0.00	33.44	60.00	-26.56
8.62300000	12.86	0.00	0.36	0.00	33.22	60.00	-26.78
8.65000000	13.31	0.00	0.36	0.00	33.67	60.00	-26.33
8.74000000	12.58	0.00	0.36	0.00	32.94	60.00	-27.06
8.83900000	13.33	0.00	0.37	0.00	33.70	60.00	-26.30
8.96500000	13.48	0.00	0.37	0.00	33.85	60.00	-26.15
9.06400000	12.88	0.00	0.37	0.00	33.25	60.00	-26.75
9.15400000	13.02	0.00	0.37	0.00	33.39	60.00	-26.61
9.19000000	14.07	0.00	0.37	0.00	34.44	60.00	-25.56
9.35200000	12.80	0.00	0.38	0.00	33.18	60.00	-26.82
9.38800000	13.04	0.00	0.38	0.00	33.42	60.00	-26.58
9.51400000	14.56	0.00	0.38	0.00	34.94	60.00	-25.06
9.55000000	13.29	0.00	0.38	0.00	33.67	60.00	-26.33
9.66700000	13.28	0.00	0.39	0.00	33.67	60.00	-26.33
9.74800000	13.39	0.00	0.39	0.00	33.78	60.00	-26.22
9.84700000	12.98	0.00	0.39	0.00	33.37	60.00	-26.63
9.99100000	13.45	0.00	0.39	0.00	33.84	60.00	-26.16

Tested by: Michael Westman  
Printed

Signature

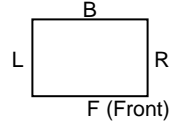
Reviewed by: Gerald V. Anderson  
Printed

Signature

Mode of Operation Key	
#	Description
1	
2	
3	
4	
5	

J:\REPORTS\2006\10xx\1038\Rpt\_Docs\2011\1580\1387-CE102-1580-with tab data-mjw-gva.doc

# Radiated Emissions



FACE DEFINITION (TOP VIEW)

T = Top  
U = Under Side

Test Report #: NC1101387

Test Area: 3

EUT Model #: MIL1580-XXXX

Date: 14 April, 2011

EUT Serial #: None

EUT Power: 24 VDC

Temperature: 23 °C

Test Method: Mil Std 461F, RE101

Air Pressure: 99.1 kPa

Customer: Lind Electronics

Relative Humidity: 22 %

EUT Description: DC to DC Converter

Page: 1 of 72

Notes: \_\_\_\_\_

Data File Name: T:\13xx\1387\Data\4-13-11\1378-RE101-1580.ema

## Report Number: 1

Frequency	Transducer	POL	Ant Dist	Side	EM Type	OP Mode	Notes:	P/F?
10.000 kHz - 100.000 kHz	Passive Loop	N/A	N/A	N/A	N/A	System Check		Pass

Peak Over/Under Limit Value: -5.77dB @ 0.04996000MHz

## Report Number: 2

Frequency	Transducer	POL	Ant Dist	Side	EM Type	OP Mode	Notes:	P/F?
30.000 Hz - 300.000 Hz	Passive Loop	N/A	7 cm	Front	N/A	Fully OP		Pass
300.000 Hz - 1.000 kHz	Passive Loop	N/A	7 cm	Front	N/A	Fully OP		Pass
1.000 kHz - 10.000 kHz	Passive Loop	N/A	7 cm	Front	N/A	Fully OP		Pass
10.000 kHz - 100.000 kHz	Passive Loop	N/A	7 cm	Front	N/A	Fully OP		Pass

Peak Over/Under Limit Value: -35.19dB @ 0.03790000MHz

## Report Number: 3

Frequency	Transducer	POL	Ant Dist	Side	EM Type	OP Mode	Notes:	P/F?
30.000 Hz - 300.000 Hz	Passive Loop	N/A	7 cm	Right	N/A	Fully OP		Pass
300.000 Hz - 1.000 kHz	Passive Loop	N/A	7 cm	Right	N/A	Fully OP		Pass
1.000 kHz - 10.000 kHz	Passive Loop	N/A	7 cm	Right	N/A	Fully OP		Pass
10.000 kHz - 100.000 kHz	Passive Loop	N/A	7 cm	Right	N/A	Fully OP		Pass

Peak Over/Under Limit Value: -35.82dB @ 0.01180000MHz

Tested by: Michael Westman  
Printed

Signature

Reviewed by: Gerald V. Anderson  
Printed

Signature

Mode of Operation Key	
#	Description
1	
2	
3	
4	
5	

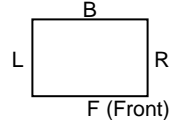
J:\REPORTS\2006\10xx\1038\Rpt\_Docs\2011\1580\1387-RE101-1580-with tab data-mjw-gva.doc

# Radiated Emissions



Test Report #: NC1101387 Test Area: 3  
 EUT Model #: MIL1580-XXXX Date: 14 April, 2011  
 EUT Serial #: None EUT Power: 24 VDC Temperature: 23 °C  
 Test Method: Mil Std 461F, RE101 Air Pressure: 99.1 kPa  
 Customer: Lind Electronics Relative Humidity: 22 %  
 EUT Description: DC to DC Converter Page: 2 of 72

FACE DEFINITION  
(TOP VIEW)



Notes: \_\_\_\_\_

Data File Name: T:\13xx\1387\Data\4-13-11\1378-RE101-1580.ema

## Report Number: 4

Frequency	Transducer	POL	Ant Dist	Side	EM Type	OP Mode	Notes:	P/F?
30.000 Hz - 300.000 Hz	Passive Loop	N/A	7 cm	Back	N/A	Fully OP		Pass
300.000 Hz - 1.000 kHz	Passive Loop	N/A	7 cm	Back	N/A	Fully OP		Pass
1.000 kHz - 10.000 kHz	Passive Loop	N/A	7 cm	Back	N/A	Fully OP		Pass
10.000 kHz - 100.000 kHz	Passive Loop	N/A	7 cm	Back	N/A	Fully OP		Pass

Peak Over/Under Limit Value: -32.44dB @ 0.06229000MHz

## Report Number: 5

Frequency	Transducer	POL	Ant Dist	Side	EM Type	OP Mode	Notes:	P/F?
30.000 Hz - 300.000 Hz	Passive Loop	N/A	7 cm	Left	N/A	Fully OP		Pass
300.000 Hz - 1.000 kHz	Passive Loop	N/A	7 cm	Left	N/A	Fully OP		Pass
1.000 kHz - 10.000 kHz	Passive Loop	N/A	7 cm	Left	N/A	Fully OP		Pass
10.000 kHz - 100.000 kHz	Passive Loop	N/A	7 cm	Left	N/A	Fully OP		Pass

Peak Over/Under Limit Value: -36.48dB @ 0.01486000MHz

Tested by: Michael Westman  
Printed

Signature

Reviewed by: Gerald V. Anderson  
Printed

Signature

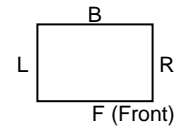
Mode of Operation Key	
#	Description
1	
2	
3	
4	
5	

J:\REPORTS\2006\10xx\1038\Rpt\_Docs\2011\1580\1387-RE101-1580-with tab data-mjw-gva.doc

# Radiated Emissions



America



FACE DEFINITION  
(TOP VIEW)

T = Top  
U = Under Side

Test Report #: NC1101387

Test Area: 3

EUT Model #: MIL1580-XXXX

Date: 14 April, 2011

EUT Serial #: None

EUT Power: 24 VDC

Temperature: 23 °C

Test Method: Mil Std 461F, RE101

Air Pressure: 99.1 kPa

Customer: Lind Electronics

Relative Humidity: 22 %

EUT Description: DC to DC Converter

Page: 3 of 72

Notes: \_\_\_\_\_

Data File Name: T:\13xx\1387\Data\4-13-11\1378-RE101-1580.ema

## Report Number: 6

Frequency	Transducer	POL	Ant Dist	Side	EM Type	OP Mode	Notes:	P/F?
30.000 Hz - 300.000 Hz	Passive Loop	N/A	7 cm	Top	N/A	Fully OP		Pass
300.000 Hz - 1.000 kHz	Passive Loop	N/A	7 cm	Top	N/A	Fully OP		Pass
1.000 kHz - 10.000 kHz	Passive Loop	N/A	7 cm	Top	N/A	Fully OP		Pass
10.000 kHz - 100.000 kHz	Passive Loop	N/A	7 cm	Top	N/A	Fully OP		Pass

Peak Over/Under Limit Value: -35.72dB @ 0.02818000MHz

Tested by: Michael Westman  
Printed

Signature

Reviewed by: Gerald V. Anderson  
Printed

Signature

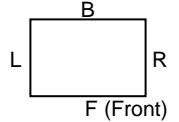
Mode of Operation Key	
#	Description
1	
2	
3	
4	
5	

J:\REPORTS\2006\10xx\1038\Rpt\_Docs\2011\1580\1387-RE101-1580-with tab data-mjw-gva.doc

# Radiated Emissions



America



FACE DEFINITION  
(TOP VIEW)

T = Top  
U = Under Side

Test Report #: NC1101387

Test Area: 3

EUT Model #: MIL1580-XXXX

Date: 14 April, 2011

EUT Serial #: None

EUT Power: 24 VDC

Temperature: 23 °C

Test Method: Mil Std 461F, RE101

Air Pressure: 99.1 kPa

Customer: Lind Electronics

Relative Humidity: 22 %

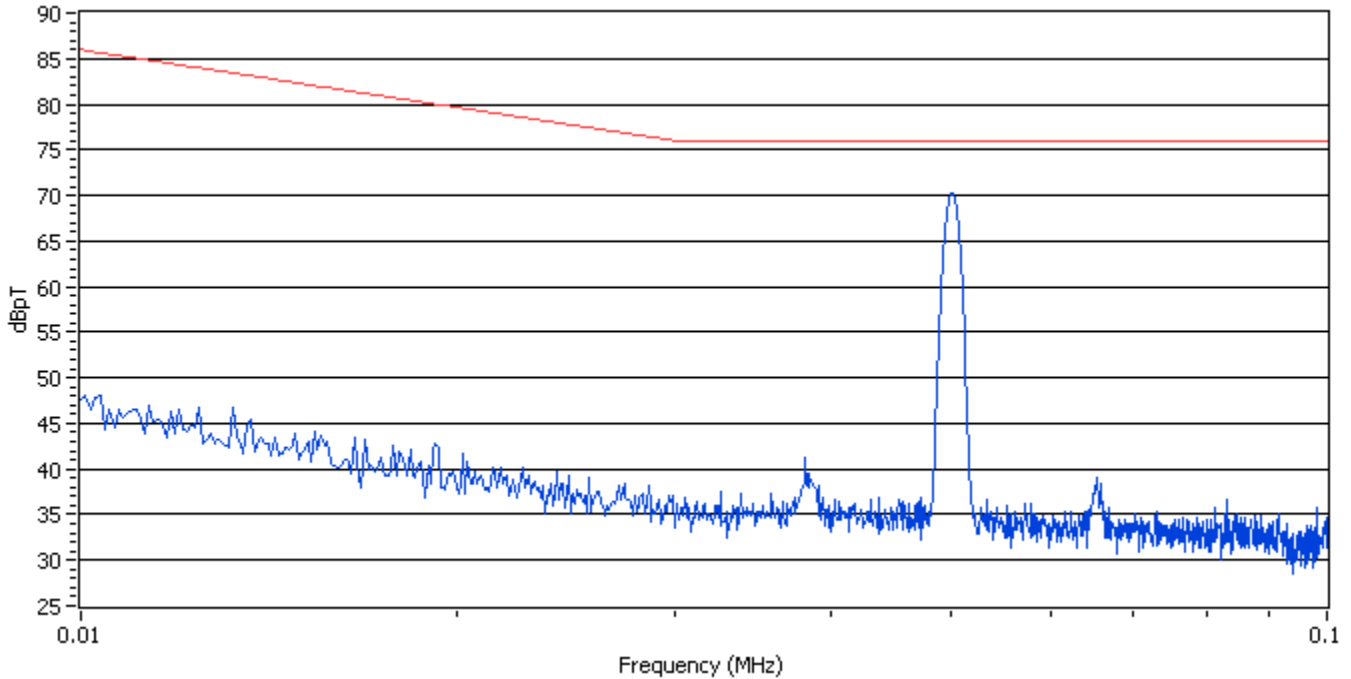
EUT Description: DC to DC Converter

Page: 4 of 72

Notes: \_\_\_\_\_

Data File Name: T:\13xx\1387\Data\4-13-11\1378-RE101-1580.ema

## Subreport Number: 1



Polarity: N/A  
Mode of Operation: System Check at 50 kHz

Tested by: Michael Westman  
Printed

Signature

Reviewed by: Gerald V. Anderson  
Printed

Signature

Mode of Operation Key	
#	Description
1	
2	
3	
4	
5	

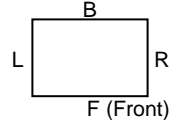
J:\REPORTS\2006\10xx\1038\Rpt\_Docs\2011\1580\1387-RE101-1580-with  
tab data-mjw-gva.doc



# Radiated Emissions



Test Report #: NC1101387 Test Area: 3 FACE DEFINITION (TOP VIEW)  
 EUT Model #: MIL1580-XXXX Date: 14 April, 2011 T = Top U = Under Side  
 EUT Serial #: None EUT Power: 24 VDC Temperature: 23 °C  
 Test Method: Mil Std 461F, RE101 Air Pressure: 99.1 kPa  
 Customer: Lind Electronics Relative Humidity: 22 %  
 EUT Description: DC to DC Converter Page: 5 of 72



Notes: \_\_\_\_\_

Data File Name: T:\13xx\1387\Data\4-13-11\1378-RE101-1580.ema

Frequency (MHz)	Receiver (dB)	Transducer (dB)	Cable Loss (dB)	Preamplifier (dB)	Final Data (dB)	Limit	Differential (dB)
0.01036000	13.74	34.30	0.01	0.00	48.04	85.62	-37.58
0.01135000	13.22	33.77	0.01	0.00	47.00	84.79	-37.80
0.01243000	13.56	33.24	0.01	0.00	46.81	83.97	-37.16
0.01324000	13.78	32.88	0.01	0.00	46.67	83.40	-36.73
0.01369000	12.76	32.69	0.01	0.00	45.46	83.10	-37.64
0.01486000	11.68	32.21	0.01	0.00	43.91	82.36	-38.45
0.01540000	12.02	32.01	0.01	0.00	44.04	82.03	-37.99
0.01657000	11.78	31.59	0.01	0.00	43.38	81.37	-37.99
0.01783000	11.33	31.16	0.01	0.00	42.50	80.71	-38.20
0.01837000	11.22	30.99	0.01	0.00	42.22	80.44	-38.22
0.01927000	12.15	30.71	0.01	0.00	42.88	80.01	-37.13
0.02026000	11.27	30.44	0.01	0.00	41.72	79.55	-37.83
0.02143000	9.98	30.16	0.01	0.00	40.15	79.04	-38.89
0.02170000	10.04	30.10	0.01	0.00	40.15	78.93	-38.78
0.02260000	10.35	29.90	0.01	0.00	40.26	78.56	-38.30
0.02413000	10.15	29.57	0.01	0.00	39.74	77.97	-38.23
0.02467000	9.75	29.46	0.01	0.00	39.23	77.77	-38.54
0.02557000	9.67	29.29	0.01	0.00	38.97	77.45	-38.47
0.02701000	9.12	29.02	0.01	0.00	38.15	76.95	-38.80
0.02728000	9.41	28.97	0.02	0.00	38.39	76.86	-38.47
0.02854000	9.39	28.75	0.02	0.00	38.15	76.45	-38.30
0.02962000	8.49	28.56	0.02	0.00	37.07	76.12	-39.05
0.02989000	8.46	28.52	0.02	0.00	36.99	76.03	-39.04
0.03124000	8.04	28.43	0.02	0.00	36.49	76.00	-39.51
0.03169000	7.81	28.40	0.02	0.00	36.23	76.00	-39.77
0.03259000	9.05	28.36	0.02	0.00	37.42	76.00	-38.58
0.03385000	8.95	28.29	0.02	0.00	37.26	76.00	-38.74
0.03466000	7.91	28.25	0.02	0.00	36.18	76.00	-39.82
0.03583000	9.11	28.19	0.02	0.00	37.32	76.00	-38.68
0.03655000	8.31	28.16	0.02	0.00	36.48	76.00	-39.52
0.03781000	9.37	28.10	0.02	0.00	37.49	76.00	-38.51
0.03817000	13.06	28.08	0.02	0.00	41.16	76.00	-34.84
0.03916000	10.05	28.04	0.02	0.00	38.11	76.00	-37.89
0.04024000	8.58	28.00	0.02	0.00	36.60	76.00	-39.40

Mode of Operation Key	
#	Description
1	
2	
3	
4	
5	

Tested by: Michael Westman  
Printed

Signature

Reviewed by: Gerald V. Anderson  
Printed

Signature

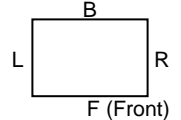
J:\REPORTS\2006\10xx\1038\Rpt\_Docs\2011\1580\1387-RE101-1580-with tab data-mjw-gva.doc

# Radiated Emissions



Test Report #: NC1101387 Test Area: 3  
 EUT Model #: MIL1580-XXXX Date: 14 April, 2011  
 EUT Serial #: None EUT Power: 24 VDC Temperature: 23 °C  
 Test Method: Mil Std 461F, RE101 Air Pressure: 99.1 kPa  
 Customer: Lind Electronics Relative Humidity: 22 %  
 EUT Description: DC to DC Converter Page: 6 of 72

FACE DEFINITION  
(TOP VIEW)



Notes: \_\_\_\_\_

Data File Name: T:\13xx\1387\Data\4-13-11\1378-RE101-1580.ema

0.04060000	8.49	28.00	0.02	0.00	36.51	76.00	-39.49
0.04177000	8.10	28.00	0.02	0.00	36.12	76.00	-39.88
0.04303000	8.70	28.00	0.02	0.00	36.72	76.00	-39.28
0.04375000	8.82	28.00	0.02	0.00	36.84	76.00	-39.16
0.04474000	7.67	28.00	0.02	0.00	35.69	76.00	-40.31
0.04537000	8.65	28.00	0.02	0.00	36.67	76.00	-39.33
0.04681000	8.19	28.00	0.02	0.00	36.21	76.00	-39.79
0.04717000	8.82	28.00	0.02	0.00	36.84	76.00	-39.16
0.04861000	19.88	28.00	0.02	0.00	47.90	76.00	-28.10
0.04951000	39.61	28.00	0.02	0.00	67.63	76.00	-8.37
0.04996000	42.21	28.00	0.02	0.00	70.23	76.00	-5.77
0.05050000	39.77	27.98	0.02	0.00	67.77	76.00	-8.23
0.05140000	19.68	27.95	0.02	0.00	47.66	76.00	-28.34
0.05284000	7.73	27.91	0.02	0.00	35.66	76.00	-40.34
0.05329000	8.71	27.90	0.02	0.00	36.63	76.00	-39.37
0.05428000	7.92	27.86	0.02	0.00	35.81	76.00	-40.19
0.05545000	8.06	27.83	0.02	0.00	35.91	76.00	-40.09
0.05617000	7.45	27.81	0.02	0.00	35.28	76.00	-40.72
0.05716000	8.48	27.78	0.02	0.00	36.28	76.00	-39.72
0.05788000	8.33	27.76	0.02	0.00	36.11	76.00	-39.89
0.05914000	7.12	27.72	0.02	0.00	34.87	76.00	-41.13
0.06031000	7.21	27.69	0.02	0.00	34.93	76.00	-41.07
0.06040000	6.82	27.69	0.02	0.00	34.53	76.00	-41.47
0.06166000	7.66	27.66	0.02	0.00	35.35	76.00	-40.65
0.06229000	7.63	27.65	0.02	0.00	35.31	76.00	-40.69
0.06364000	7.19	27.62	0.02	0.00	34.84	76.00	-41.16
0.06481000	9.76	27.60	0.02	0.00	37.38	76.00	-38.62
0.06526000	11.37	27.59	0.02	0.00	38.99	76.00	-37.01
0.06598000	10.90	27.58	0.02	0.00	38.50	76.00	-37.50
0.06679000	8.25	27.56	0.02	0.00	35.84	76.00	-40.16
0.06814000	6.82	27.53	0.02	0.00	34.38	76.00	-41.62
0.06877000	6.80	27.52	0.03	0.00	34.35	76.00	-41.65
0.07021000	7.67	27.50	0.03	0.00	35.20	76.00	-40.80
0.07093000	7.03	27.50	0.03	0.00	34.56	76.00	-41.44
0.07192000	6.65	27.50	0.03	0.00	34.18	76.00	-41.82
0.07291000	7.71	27.50	0.03	0.00	35.24	76.00	-40.76
0.07327000	6.73	27.50	0.03	0.00	34.26	76.00	-41.74
0.07417000	6.32	27.50	0.03	0.00	33.85	76.00	-42.15

Tested by: Michael Westman  
Printed

Signature

Reviewed by: Gerald V. Anderson  
Printed

Signature

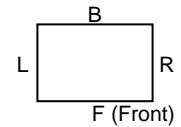
Mode of Operation Key	
#	Description
1	
2	
3	
4	
5	

J:\REPORTS\2006\10xx\1038\Rpt\_Docs\2011\1580\1387-RE101-1580-with tab data-mjw-gva.doc

# Radiated Emissions



America



Test Report #: NC1101387

Test Area: 3

EUT Model #: MIL1580-XXXX

Date: 14 April, 2011

EUT Serial #: None

EUT Power: 24 VDC

Temperature: 23 °C

Test Method: Mil Std 461F, RE101

Air Pressure: 99.1 kPa

Customer: Lind Electronics

Relative Humidity: 22 %

EUT Description: DC to DC Converter

Page: 7 of 72

Notes: \_\_\_\_\_

Data File Name: T:\13xx\1387\Data\4-13-11\1378-RE101-1580.ema

0.07561000	6.91	27.50	0.03	0.00	34.44	76.00	-41.56
0.07606000	6.87	27.50	0.03	0.00	34.40	76.00	-41.60
0.07660000	7.09	27.50	0.03	0.00	34.62	76.00	-41.38
0.07813000	6.47	27.50	0.03	0.00	34.00	76.00	-42.00
0.07876000	7.15	27.50	0.03	0.00	34.68	76.00	-41.32
0.08002000	7.00	27.50	0.03	0.00	34.53	76.00	-41.47
0.08074000	6.97	27.48	0.03	0.00	34.48	76.00	-41.52
0.08128000	8.33	27.47	0.03	0.00	35.83	76.00	-40.17
0.08281000	7.62	27.44	0.03	0.00	35.09	76.00	-40.91
0.08326000	9.23	27.43	0.03	0.00	36.69	76.00	-39.31
0.08425000	7.42	27.41	0.03	0.00	34.86	76.00	-41.14
0.08479000	7.72	27.40	0.03	0.00	35.15	76.00	-40.85
0.08605000	7.25	27.38	0.03	0.00	34.65	76.00	-41.35
0.08704000	7.15	27.36	0.03	0.00	34.54	76.00	-41.46
0.08758000	7.46	27.35	0.03	0.00	34.83	76.00	-41.17
0.08866000	7.61	27.33	0.03	0.00	34.96	76.00	-41.04
0.08983000	6.61	27.30	0.03	0.00	33.94	76.00	-42.06
0.09064000	6.87	27.30	0.03	0.00	34.20	76.00	-41.80
0.09136000	7.77	27.30	0.03	0.00	35.10	76.00	-40.90
0.09271000	6.66	27.30	0.03	0.00	33.99	76.00	-42.01
0.09343000	5.20	27.30	0.03	0.00	32.53	76.00	-43.47
0.09406000	5.66	27.30	0.03	0.00	32.99	76.00	-43.01
0.09541000	5.87	27.30	0.03	0.00	33.20	76.00	-42.80
0.09604000	5.51	27.30	0.03	0.00	32.84	76.00	-43.16
0.09640000	6.56	27.30	0.03	0.00	33.89	76.00	-42.11
0.09766000	6.24	27.30	0.03	0.00	33.57	76.00	-42.43
0.09820000	8.53	27.30	0.03	0.00	35.86	76.00	-40.14
0.09982000	7.39	27.30	0.03	0.00	34.72	76.00	-41.28

Tested by: Michael Westman  
Printed

Signature

Reviewed by: Gerald V. Anderson  
Printed

Signature

Mode of Operation Key	
#	Description
1	
2	
3	
4	
5	

J:\REPORTS\2006\10xx\1038\Rpt\_Docs\2011\1580\1387-RE101-1580-with tab data-mjw-gva.doc

# Radiated Emissions

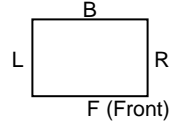


America

Test Report #: NC1101387

Test Area: 3

FACE DEFINITION  
(TOP VIEW)



EUT Model #: MIL1580-XXXX

Date: 14 April, 2011

T = Top  
U = Under Side

EUT Serial #: None

EUT Power: 24 VDC

Temperature: 23 °C

Test Method: Mil Std 461F, RE101

Air Pressure: 99.1 kPa

Customer: Lind Electronics

Relative Humidity: 22 %

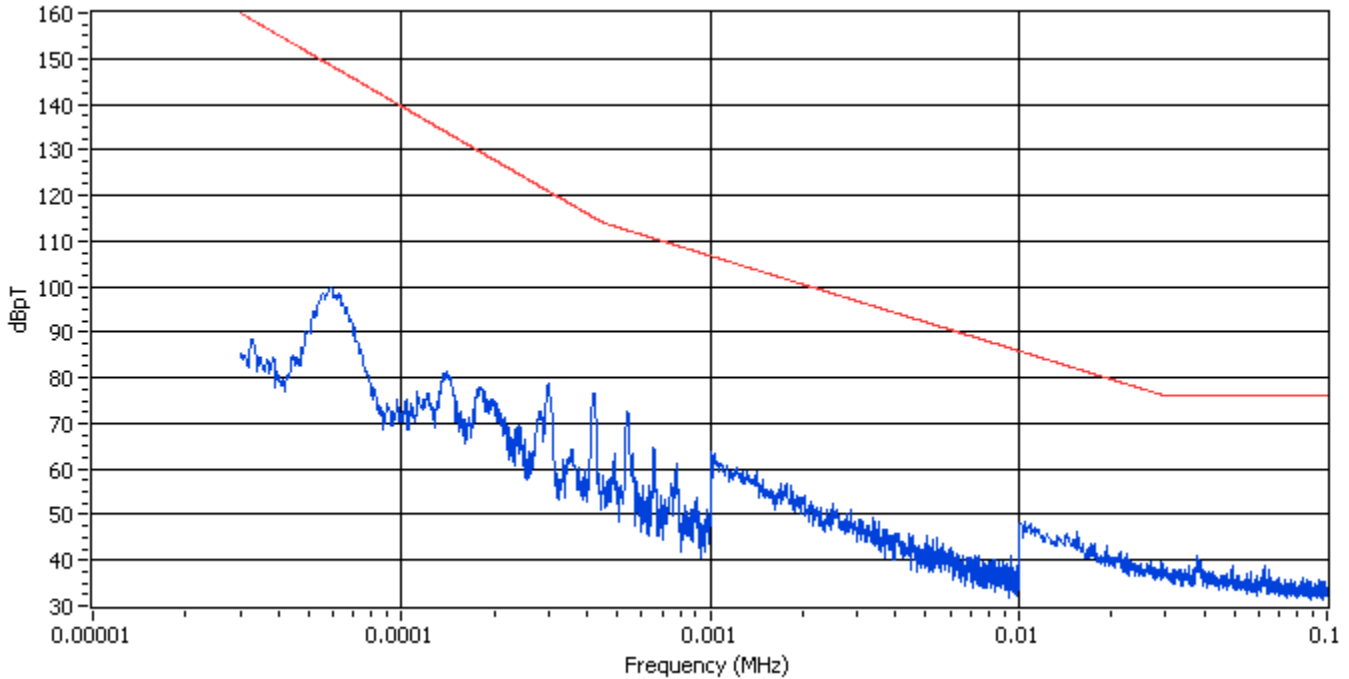
EUT Description: DC to DC Converter

Page: 8 of 72

Notes: \_\_\_\_\_

Data File Name: T:\13xx\1387\Data\4-13-11\1378-RE101-1580.ema

## Subreport Number: 2



Polarity: N/A  
Mode of Operation: Fully OP  
Notes: Front

Tested by: Michael Westman  
Printed

*Michael Westman*  
Signature

Reviewed by: Gerald V. Anderson  
Printed

*Gerald V. Anderson*  
Signature

Mode of Operation Key	
#	Description
1	
2	
3	
4	
5	

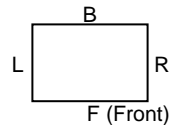
J:\REPORTS\2006\10xx\1038\Rpt\_Docs\2011\1580\1387-RE101-1580-with tab data-mjw-gva.doc

# Radiated Emissions



Test Report #: NC1101387                      Test Area: 3  
 EUT Model #: MIL1580-XXXX                      Date: 14 April, 2011  
 EUT Serial #: None                      EUT Power: 24 VDC                      Temperature: 23 °C  
 Test Method: Mil Std 461F, RE101                      Air Pressure: 99.1 kPa  
 Customer: Lind Electronics                      Relative Humidity: 22 %  
 EUT Description: DC to DC Converter                      Page: 9 of 72

FACE DEFINITION  
(TOP VIEW)



Notes: \_\_\_\_\_

Data File Name: T:\13xx\1387\Data\4-13-11\1378-RE101-1580.ema

Frequency (MHz)	Receiver (dB)	Transducer (dB)	Cable Loss (dB)	Preamp (dB)	Final Data (dB)	Limit	Differential (dB)
0.00003243	5.83	81.84	0.00	0.00	87.67	158.68	-71.00
0.00003297	6.84	81.71	0.00	0.00	88.55	158.40	-69.85
0.00003675	3.35	80.79	0.00	0.00	84.14	156.55	-72.41
0.00003864	3.85	80.37	0.00	0.00	84.22	155.70	-71.48
0.00004323	1.09	79.42	0.00	0.00	80.52	153.79	-73.28
0.00004566	5.57	78.96	0.00	0.00	84.53	152.87	-68.33
0.00004863	11.58	78.43	0.00	0.00	90.01	151.79	-61.78
0.00005133	15.44	78.00	0.00	0.00	93.44	150.88	-57.44
0.00005403	18.88	77.60	0.00	0.00	96.48	150.01	-53.52
0.00005592	21.26	77.34	0.00	0.00	98.60	149.42	-50.83
0.00005943	22.98	76.86	0.00	0.00	99.85	148.39	-48.54
0.00005970	22.60	76.83	0.00	0.00	99.43	148.31	-48.88
0.00006294	21.93	76.42	0.00	0.00	98.35	147.41	-49.06
0.00006510	19.84	76.16	0.00	0.00	96.00	146.84	-50.84
0.00006807	17.19	75.82	0.00	0.00	93.01	146.08	-53.08
0.00007050	15.36	75.54	0.00	0.00	90.90	145.49	-54.58
0.00007374	11.10	75.19	0.00	0.00	86.29	144.72	-58.43
0.00007590	6.85	74.96	0.00	0.00	81.82	144.23	-62.42
0.00007914	4.32	74.64	0.00	0.00	78.96	143.52	-64.57
0.00008130	3.60	74.43	0.00	0.00	78.03	143.07	-65.04
0.00008508	-0.16	74.07	0.00	0.00	73.91	142.29	-68.38
0.00008913	-0.60	73.70	0.00	0.00	73.10	141.50	-68.40
0.00009021	0.70	73.61	0.00	0.00	74.31	141.30	-66.99
0.00009318	-0.79	73.35	0.00	0.00	72.57	140.75	-68.18
0.00009696	2.20	73.04	0.00	0.00	75.24	140.07	-64.83
0.00009831	0.65	72.93	0.00	0.00	73.58	139.84	-66.25
0.00010263	0.68	72.57	0.00	0.00	73.25	139.11	-65.86
0.00010344	2.60	72.50	0.00	0.00	75.10	138.97	-63.87
0.00010722	2.26	72.18	0.00	0.00	74.44	138.36	-63.92
0.00010911	1.37	72.03	0.00	0.00	73.40	138.07	-64.67
0.00011262	5.43	71.75	0.00	0.00	77.18	137.53	-60.35
0.00011451	4.09	71.60	0.00	0.00	75.69	137.25	-61.55
0.00011802	4.06	71.34	0.00	0.00	75.40	136.73	-61.34
0.00012153	5.09	71.08	0.00	0.00	76.17	136.24	-60.07

Tested by: Michael Westman  
Printed

Signature

Reviewed by: Gerald V. Anderson  
Printed

Signature

Mode of Operation Key	
#	Description
1	
2	
3	
4	
5	

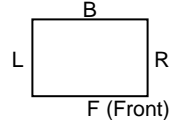
J:\REPORTS\2006\10xx\1038\Rpt\_Docs\2011\1580\1387-RE101-1580-with tab data-mjw-gva.doc

# Radiated Emissions



Test Report #: NC1101387 Test Area: 3  
 EUT Model #: MIL1580-XXXX Date: 14 April, 2011  
 EUT Serial #: None EUT Power: 24 VDC Temperature: 23 °C  
 Test Method: Mil Std 461F, RE101 Air Pressure: 99.1 kPa  
 Customer: Lind Electronics Relative Humidity: 22 %  
 EUT Description: DC to DC Converter Page: 10 of 72

FACE DEFINITION  
(TOP VIEW)



Notes: \_\_\_\_\_

Data File Name: T:\13xx\1387\Data\4-13-11\1378-RE101-1580.ema

0.00012207	5.52	71.04	0.00	0.00	76.56	136.16	-59.60
0.00012531	3.52	70.81	0.00	0.00	74.33	135.72	-61.39
0.00012963	2.54	70.51	0.00	0.00	73.05	135.14	-62.09
0.00013233	6.49	70.32	0.00	0.00	76.81	134.79	-57.98
0.00013503	8.83	70.15	0.00	0.00	78.98	134.45	-55.47
0.00013746	10.87	69.99	0.00	0.00	80.86	134.14	-53.29
0.00013989	11.48	69.83	0.00	0.00	81.31	133.85	-52.53
0.00014232	10.87	69.68	0.00	0.00	80.55	133.55	-53.00
0.00014448	10.57	69.55	0.00	0.00	80.12	133.30	-53.18
0.00014610	8.02	69.45	0.00	0.00	77.47	133.11	-55.64
0.00014880	5.66	69.29	0.00	0.00	74.95	132.80	-57.85
0.00015204	5.51	69.10	0.00	0.00	74.61	132.43	-57.82
0.00015528	3.66	68.91	0.00	0.00	72.57	132.07	-59.50
0.00015717	2.01	68.80	0.00	0.00	70.81	131.87	-61.05
0.00015960	2.38	68.67	0.00	0.00	71.05	131.61	-60.56
0.00016473	1.46	68.39	0.00	0.00	69.85	131.07	-61.22
0.00016581	2.90	68.33	0.00	0.00	71.23	130.96	-59.73
0.00017013	2.90	68.10	0.00	0.00	71.00	130.52	-59.52
0.00017283	6.09	67.96	0.00	0.00	74.05	130.25	-56.20
0.00017553	9.35	67.83	0.00	0.00	77.18	129.99	-52.81
0.00017742	9.70	67.73	0.00	0.00	77.43	129.81	-52.38
0.00017931	10.38	67.64	0.00	0.00	78.02	129.63	-51.61
0.00018201	10.53	67.51	0.00	0.00	78.04	129.38	-51.34
0.00018579	9.57	67.32	0.00	0.00	76.90	129.03	-52.13
0.00018687	8.33	67.27	0.00	0.00	75.60	128.93	-53.32
0.00018930	8.10	67.16	0.00	0.00	75.26	128.71	-53.45
0.00019308	7.84	66.98	0.00	0.00	74.82	128.37	-53.55
0.00019659	8.30	66.82	0.00	0.00	75.13	128.07	-52.94
0.00019902	7.68	66.72	0.00	0.00	74.40	127.86	-53.46
0.00020010	7.93	66.67	0.00	0.00	74.60	127.77	-53.17
0.00020334	7.79	66.53	0.00	0.00	74.32	127.49	-53.18
0.00020631	6.57	66.40	0.00	0.00	72.97	127.25	-54.28
0.00021063	6.11	66.21	0.00	0.00	72.33	126.90	-54.57
0.00021090	5.97	66.20	0.00	0.00	72.17	126.87	-54.70
0.00021522	5.16	66.02	0.00	0.00	71.19	126.53	-55.34
0.00021846	3.65	65.89	0.00	0.00	69.54	126.28	-56.73
0.00022143	1.73	65.77	0.00	0.00	67.50	126.05	-58.54
0.00022278	3.36	65.72	0.00	0.00	69.08	125.94	-56.86

Tested by: Michael Westman  
Printed

Signature

Reviewed by: Gerald V. Anderson  
Printed

Signature

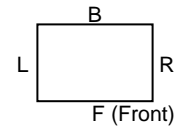
Mode of Operation Key	
#	Description
1	
2	
3	
4	
5	

J:\REPORTS\2006\10xx\1038\Rpt\_Docs\2011\1580\1387-RE101-1580-with tab data-mjw-gva.doc

# Radiated Emissions



America



Test Report #: NC1101387

Test Area: 3

FACE DEFINITION  
(TOP VIEW)

EUT Model #: MIL1580-XXXX

Date: 14 April, 2011

T = Top  
U = Under Side

EUT Serial #: None

EUT Power: 24 VDC

Temperature: 23 °C

Test Method: Mil Std 461F, RE101

Air Pressure: 99.1 kPa

Customer: Lind Electronics

Relative Humidity: 22 %

EUT Description: DC to DC Converter

Page: 11 of 72

Notes: \_\_\_\_\_

Data File Name: T:\13xx\1387\Data\4-13-11\1378-RE101-1580.ema

0.00022683	-0.79	65.56	0.00	0.00	64.77	125.64	-60.87
0.00022764	1.39	65.53	0.00	0.00	66.92	125.58	-58.66
0.00023223	3.43	65.35	0.00	0.00	68.78	125.24	-56.45
0.00023250	3.41	65.34	0.00	0.00	68.75	125.22	-56.46
0.00023763	3.17	65.15	0.00	0.00	68.32	124.85	-56.53
0.00023925	4.59	65.09	0.00	0.00	69.68	124.73	-55.05
0.00024303	2.96	64.95	0.00	0.00	67.91	124.46	-56.55
0.00024384	4.26	64.92	0.00	0.00	69.18	124.41	-55.23
0.00024600	0.23	64.84	0.00	0.00	65.07	124.26	-59.18
0.00024978	1.80	64.71	0.00	0.00	66.51	124.00	-57.49
0.00025356	-2.47	64.58	0.00	0.00	62.11	123.74	-61.63
0.00025410	-3.05	64.57	0.00	0.00	61.52	123.71	-62.19
0.00025869	-2.48	64.42	0.00	0.00	61.94	123.40	-61.46
0.00026058	-0.45	64.36	0.00	0.00	63.91	123.28	-59.37
0.00026355	-1.08	64.27	0.00	0.00	63.19	123.09	-59.90
0.00026679	-1.06	64.17	0.00	0.00	63.11	122.88	-59.77
0.00026922	0.99	64.09	0.00	0.00	65.08	122.73	-57.64
0.00027138	3.28	64.03	0.00	0.00	67.31	122.59	-55.28
0.00027543	6.74	63.90	0.00	0.00	70.64	122.34	-51.69
0.00027813	7.99	63.82	0.00	0.00	71.81	122.17	-50.36
0.00028083	8.64	63.74	0.00	0.00	72.38	122.01	-49.62
0.00028110	8.88	63.74	0.00	0.00	72.62	121.99	-49.38
0.00028515	8.04	63.62	0.00	0.00	71.66	121.75	-50.09
0.00028812	5.55	63.53	0.00	0.00	69.08	121.57	-52.49
0.00029136	7.29	63.44	0.00	0.00	70.73	121.38	-50.65
0.00029433	12.26	63.36	0.00	0.00	75.62	121.21	-45.59
0.00029703	14.56	63.28	0.00	0.00	77.84	121.06	-43.21
0.00029811	14.88	63.25	0.00	0.00	78.13	120.99	-42.86

Tested by: Michael Westman  
Printed

Signature

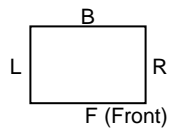
Reviewed by: Gerald V. Anderson  
Printed

Signature

Mode of Operation Key	
#	Description
1	
2	
3	
4	
5	

J:\REPORTS\2006\10xx\1038\Rpt\_Docs\2011\1580\1387-RE101-1580-with tab data-mjw-gva.doc

# Radiated Emissions



Test Report #: NC1101387

Test Area: 3

EUT Model #: MIL1580-XXXX

Date: 14 April, 2011

EUT Serial #: None

EUT Power: 24 VDC

Temperature: 23 °C

Test Method: Mil Std 461F, RE101

Air Pressure: 99.1 kPa

Customer: Lind Electronics

Relative Humidity: 22 %

EUT Description: DC to DC Converter

Page: 12 of 72

Notes: \_\_\_\_\_

Data File Name: T:\13xx\1387\Data\4-13-11\1378-RE101-1580.ema

Frequency (MHz)	Receiver (dB)	Transducer (dB)	Cable Loss (dB)	Preamplifier (dB)	Final Data (dB)	Limit	Differential (dB)
0.00030000	15.33	63.20	0.00	0.00	78.53	120.89	-42.36
0.00030700	9.54	63.01	0.00	0.00	72.55	120.50	-47.94
0.00031400	-1.47	62.83	0.00	0.00	61.36	120.11	-58.76
0.00032660	-4.66	62.50	0.00	0.00	57.84	119.44	-61.60
0.00033430	-0.24	62.31	0.00	0.00	62.07	119.05	-56.98
0.00033500	-0.23	62.29	0.00	0.00	62.06	119.01	-56.95
0.00034760	0.37	61.99	0.00	0.00	62.36	118.39	-56.02
0.00035530	1.37	61.81	0.00	0.00	63.18	118.01	-54.83
0.00035670	2.57	61.78	0.00	0.00	64.35	117.95	-53.60
0.00036300	-1.09	61.63	0.00	0.00	60.54	117.65	-57.10
0.00037630	-1.04	61.34	0.00	0.00	60.30	117.04	-56.74
0.00037700	-0.96	61.32	0.00	0.00	60.36	117.01	-56.64
0.00039030	-3.35	61.04	0.00	0.00	57.69	116.42	-58.73
0.00039240	-1.32	60.99	0.00	0.00	59.67	116.33	-56.65
0.00040150	-3.17	60.80	0.00	0.00	57.64	115.94	-58.30
0.00041130	6.33	60.61	0.00	0.00	66.94	115.53	-48.59
0.00041830	15.09	60.47	0.00	0.00	75.56	115.24	-39.68
0.00042040	15.98	60.43	0.00	0.00	76.41	115.16	-38.75
0.00042600	12.87	60.32	0.00	0.00	73.19	114.93	-41.74
0.00043580	-1.14	60.13	0.00	0.00	58.99	114.54	-55.55
0.00044630	-5.02	59.93	0.00	0.00	54.92	114.14	-59.22
0.00045190	-1.48	59.83	0.00	0.00	58.35	113.96	-55.61
0.00045400	-4.73	59.79	0.00	0.00	55.07	113.92	-58.85
0.00046520	-2.52	59.59	0.00	0.00	57.07	113.70	-56.62
0.00047010	-1.68	59.51	0.00	0.00	57.83	113.60	-55.78
0.00048130	-0.87	59.31	0.00	0.00	58.45	113.39	-54.95
0.00048830	2.15	59.19	0.00	0.00	61.35	113.26	-51.91
0.00049110	4.07	59.15	0.00	0.00	63.22	113.21	-49.99
0.00049810	-1.79	59.03	0.00	0.00	57.24	113.08	-55.84
0.00050370	-3.04	58.94	0.00	0.00	55.90	112.98	-57.08
0.00051630	-2.36	58.73	0.00	0.00	56.37	112.76	-56.38
0.00051700	-2.36	58.72	0.00	0.00	56.36	112.74	-56.38
0.00053030	4.36	58.51	0.00	0.00	62.87	112.51	-49.64
0.00053730	13.82	58.40	0.00	0.00	72.22	112.40	-40.17

Tested by: Michael Westman  
Printed

Signature

Reviewed by: Gerald V. Anderson  
Printed

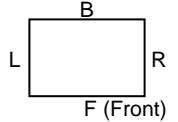
Signature

Mode of Operation Key	
#	Description
1	
2	
3	
4	
5	

J:\REPORTS\2006\10xx\1038\Rpt\_Docs\2011\1580\1387-RE101-1580-with tab data-mjw-gva.doc



# Radiated Emissions



Test Report #: NC1101387

Test Area: 3

EUT Model #: MIL1580-XXXX

Date: 14 April, 2011

EUT Serial #: None

EUT Power: 24 VDC

Temperature: 23 °C

Test Method: Mil Std 461F, RE101

Air Pressure: 99.1 kPa

Customer: Lind Electronics

Relative Humidity: 22 %

EUT Description: DC to DC Converter

Page: 13 of 72

Notes: \_\_\_\_\_

Data File Name: T:\13xx\1387\Data\4-13-11\1378-RE101-1580.ema

0.00054150	14.34	58.34	0.00	0.00	72.68	112.33	-39.65
0.00054500	11.39	58.28	0.00	0.00	69.67	112.27	-42.59
0.00055830	3.91	58.08	0.00	0.00	61.99	112.05	-50.05
0.00056040	5.11	58.05	0.00	0.00	63.16	112.01	-48.85
0.00056600	0.57	57.97	0.00	0.00	58.54	111.92	-53.38
0.00057930	-2.45	57.77	0.00	0.00	55.33	111.71	-56.39
0.00058350	-0.27	57.71	0.00	0.00	57.45	111.65	-54.20
0.00058770	-4.16	57.66	0.00	0.00	53.50	111.58	-58.09
0.00059680	-3.68	57.53	0.00	0.00	53.85	111.45	-57.60
0.00060660	-1.13	57.39	0.00	0.00	56.26	111.30	-55.03
0.00060800	-4.52	57.37	0.00	0.00	52.85	111.28	-58.42
0.00061780	-4.23	57.24	0.00	0.00	53.01	111.13	-58.12
0.00062270	-3.48	57.17	0.00	0.00	53.70	111.06	-57.37
0.00063460	-0.57	57.02	0.00	0.00	56.45	110.89	-54.44
0.00063600	-1.73	57.00	0.00	0.00	55.27	110.87	-55.60
0.00064930	-1.60	56.83	0.00	0.00	55.23	110.68	-55.45
0.00065630	6.88	56.74	0.00	0.00	63.62	110.59	-46.97
0.00065770	7.76	56.72	0.00	0.00	64.48	110.57	-46.09
0.00066400	6.15	56.64	0.00	0.00	62.79	110.48	-47.69
0.00067310	-1.93	56.53	0.00	0.00	54.60	110.36	-55.76
0.00067870	-5.35	56.46	0.00	0.00	51.11	110.28	-59.17
0.00069130	-3.18	56.30	0.00	0.00	53.13	110.12	-56.99
0.00069340	-1.94	56.28	0.00	0.00	54.34	110.09	-55.75
0.00070180	-5.07	56.18	0.00	0.00	51.11	109.98	-58.87
0.00071090	-2.94	56.07	0.00	0.00	53.14	109.86	-56.73
0.00071300	-4.51	56.05	0.00	0.00	51.54	109.84	-58.29
0.00072630	-6.98	55.90	0.00	0.00	48.92	109.67	-60.75
0.00073330	-3.03	55.82	0.00	0.00	52.79	109.58	-56.79
0.00074030	-2.52	55.74	0.00	0.00	53.23	109.50	-56.27
0.00074730	1.20	55.67	0.00	0.00	56.87	109.41	-52.54
0.00074800	1.11	55.66	0.00	0.00	56.77	109.40	-52.63
0.00075500	-1.76	55.59	0.00	0.00	53.83	109.32	-55.49
0.00076830	2.04	55.44	0.00	0.00	57.49	109.16	-51.67
0.00077180	4.19	55.41	0.00	0.00	59.60	109.12	-49.52
0.00077810	5.63	55.34	0.00	0.00	60.97	109.05	-48.07
0.00078300	1.92	55.29	0.00	0.00	57.21	108.99	-51.78
0.00079070	-3.78	55.21	0.00	0.00	51.43	108.90	-57.47
0.00079840	-6.11	55.13	0.00	0.00	49.02	108.81	-59.79

Tested by: Michael Westman  
Printed

Signature

Reviewed by: Gerald V. Anderson  
Printed

Signature

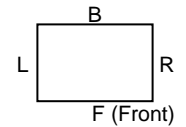
Mode of Operation Key	
#	Description
1	
2	
3	
4	
5	

J:\REPORTS\2006\10xx\1038\Rpt\_Docs\2011\1580\1387-RE101-1580-with tab data-mjw-gva.doc

# Radiated Emissions



America



Test Report #: NC1101387

Test Area: 3

FACE DEFINITION  
(TOP VIEW)

EUT Model #: MIL1580-XXXX

Date: 14 April, 2011

T = Top  
U = Under Side

EUT Serial #: None

EUT Power: 24 VDC

Temperature: 23 °C

Test Method: Mil Std 461F, RE101

Air Pressure: 99.1 kPa

Customer: Lind Electronics

Relative Humidity: 22 %

EUT Description: DC to DC Converter

Page: 14 of 72

Notes: \_\_\_\_\_

Data File Name: T:\13xx\1387\Data\4-13-11\1378-RE101-1580.ema

0.00080750	-8.20	55.04	0.00	0.00	46.84	108.71	-61.87
0.00081240	-6.36	54.99	0.00	0.00	48.63	108.65	-60.02
0.00082430	-4.74	54.87	0.00	0.00	50.13	108.52	-58.39
0.00083130	-2.77	54.80	0.00	0.00	52.03	108.45	-56.41
0.00083200	-2.70	54.80	0.00	0.00	52.10	108.44	-56.34
0.00084040	-4.53	54.71	0.00	0.00	50.19	108.35	-58.16
0.00084740	-4.14	54.65	0.00	0.00	50.51	108.27	-57.76
0.00085930	-5.80	54.53	0.00	0.00	48.74	108.15	-59.41
0.00086280	-3.44	54.50	0.00	0.00	51.06	108.11	-57.05
0.00087330	-6.87	54.40	0.00	0.00	47.53	108.00	-60.47
0.00088030	-4.90	54.34	0.00	0.00	49.44	107.93	-58.49
0.00088170	-3.18	54.32	0.00	0.00	51.15	107.91	-56.77
0.00089150	-1.24	54.23	0.00	0.00	53.00	107.81	-54.82
0.00090130	-1.08	54.14	0.00	0.00	53.07	107.72	-54.65
0.00090480	-0.52	54.11	0.00	0.00	53.60	107.68	-54.08
0.00091040	-4.11	54.06	0.00	0.00	49.96	107.62	-57.67
0.00092090	-3.39	53.97	0.00	0.00	50.58	107.52	-56.94
0.00092300	-4.84	53.95	0.00	0.00	49.11	107.50	-58.39
0.00093420	-7.53	53.85	0.00	0.00	46.33	107.39	-61.07
0.00093980	-5.94	53.80	0.00	0.00	47.87	107.34	-59.47
0.00094680	-7.89	53.74	0.00	0.00	45.86	107.27	-61.41
0.00095450	-5.90	53.68	0.00	0.00	47.78	107.20	-59.42
0.00096010	-4.56	53.63	0.00	0.00	49.07	107.14	-58.07
0.00097130	-5.14	53.54	0.00	0.00	48.40	107.04	-58.64
0.00097830	-2.59	53.48	0.00	0.00	50.89	106.97	-56.08
0.00097900	-2.77	53.47	0.00	0.00	50.70	106.97	-56.26
0.00098810	-3.52	53.40	0.00	0.00	49.88	106.88	-57.00
0.00099930	-6.63	53.31	0.00	0.00	46.68	106.78	-60.10

Tested by: Michael Westman  
Printed

Signature

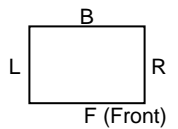
Reviewed by: Gerald V. Anderson  
Printed

Signature

Mode of Operation Key	
#	Description
1	
2	
3	
4	
5	

J:\REPORTS\2006\10xx\1038\Rpt\_Docs\2011\1580\1387-RE101-1580-with tab data-mjw-gva.doc

# Radiated Emissions



Test Report #: NC1101387

Test Area: 3

EUT Model #: MIL1580-XXXX

Date: 14 April, 2011

EUT Serial #: None

EUT Power: 24 VDC

Temperature: 23 °C

Test Method: Mil Std 461F, RE101

Air Pressure: 99.1 kPa

Customer: Lind Electronics

Relative Humidity: 22 %

EUT Description: DC to DC Converter

Page: 15 of 72

Notes: \_\_\_\_\_

Data File Name: T:\13xx\1387\Data\4-13-11\1378-RE101-1580.ema

Frequency (MHz)	Receiver (dB)	Transducer (dB)	Cable Loss (dB)	Preamp (dB)	Final Data (dB)	Limit	Differential (dB)
0.00103600	10.53	53.01	0.00	0.00	63.55	106.45	-42.91
0.00113500	8.27	52.28	0.00	0.00	60.55	105.63	-45.08
0.00121600	8.65	51.72	0.00	0.00	60.37	105.01	-44.63
0.00131500	8.26	51.09	0.00	0.00	59.35	104.30	-44.95
0.00141400	8.98	50.50	0.00	0.00	59.48	103.64	-44.16
0.00149500	7.54	50.05	0.00	0.00	57.59	103.14	-45.54
0.00157600	5.93	49.62	0.00	0.00	55.56	102.66	-47.10
0.00171100	7.67	48.96	0.00	0.00	56.63	101.92	-45.28
0.00176500	8.03	48.71	0.00	0.00	56.74	101.63	-44.89
0.00183700	8.10	48.39	0.00	0.00	56.49	101.27	-44.78
0.00191800	6.17	48.04	0.00	0.00	54.21	100.88	-46.67
0.00201700	6.60	47.63	0.00	0.00	54.23	100.43	-46.19
0.00212500	5.59	47.19	0.00	0.00	52.79	99.95	-47.17
0.00220600	4.44	46.88	0.00	0.00	51.32	99.62	-48.29
0.00229600	4.94	46.54	0.00	0.00	51.49	99.25	-47.77
0.00238600	4.84	46.22	0.00	0.00	51.06	98.91	-47.84
0.00249400	6.68	45.85	0.00	0.00	52.53	98.51	-45.97
0.00256600	5.40	45.61	0.00	0.00	51.01	98.25	-47.23
0.00262000	3.57	45.44	0.00	0.00	49.01	98.06	-49.05
0.00278200	5.09	44.93	0.00	0.00	50.03	97.52	-47.49
0.00284500	6.29	44.74	0.00	0.00	51.04	97.31	-46.28
0.00297100	4.18	44.38	0.00	0.00	48.57	96.92	-48.36
0.00306100	4.92	44.12	0.00	0.00	49.05	96.65	-47.61
0.00309700	4.69	44.02	0.00	0.00	48.71	96.55	-47.83
0.00321400	3.88	43.69	0.00	0.00	47.58	96.21	-48.63
0.00326800	4.22	43.55	0.00	0.00	47.77	96.06	-48.29
0.00339400	6.28	43.21	0.00	0.00	49.50	95.72	-46.22
0.00344800	5.35	43.07	0.00	0.00	48.43	95.58	-47.15
0.00352900	5.40	42.87	0.00	0.00	48.27	95.36	-47.09
0.00368200	4.38	42.50	0.00	0.00	46.88	94.98	-48.10
0.00375400	4.13	42.32	0.01	0.00	46.46	94.81	-48.35
0.00384400	3.39	42.12	0.01	0.00	45.51	94.59	-49.08
0.00396100	3.97	41.85	0.01	0.00	45.83	94.32	-48.49
0.00402400	4.08	41.71	0.01	0.00	45.80	94.18	-48.38

Tested by: Michael Westman  
Printed

Signature

Reviewed by: Gerald V. Anderson  
Printed

Signature

Mode of Operation Key	
#	Description
1	
2	
3	
4	
5	

J:\REPORTS\2006\10xx\1038\Rpt\_Docs\2011\1580\1387-RE101-1580-with tab data-mjw-gva.doc

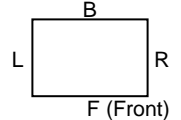
# Radiated Emissions



Test Report #: NC1101387

Test Area: 3

FACE DEFINITION  
(TOP VIEW)



EUT Model #: MIL1580-XXXX

Date: 14 April, 2011

T = Top  
U = Under Side

EUT Serial #: None

EUT Power: 24 VDC

Temperature: 23 °C

Test Method: Mil Std 461F, RE101

Air Pressure: 99.1 kPa

Customer: Lind Electronics

Relative Humidity: 22 %

EUT Description: DC to DC Converter

Page: 16 of 72

Notes: \_\_\_\_\_

Data File Name: T:\13xx\1387\Data\4-13-11\1378-RE101-1580.ema

0.00407800	4.14	41.60	0.01	0.00	45.74	94.06	-48.32
0.00419500	2.28	41.35	0.01	0.00	43.63	93.80	-50.17
0.00424900	2.64	41.23	0.01	0.00	43.88	93.68	-49.81
0.00440200	4.99	40.92	0.01	0.00	45.92	93.36	-47.45
0.00450100	4.07	40.73	0.01	0.00	44.80	93.16	-48.36
0.00458200	4.82	40.57	0.01	0.00	45.39	93.00	-47.61
0.00464500	2.58	40.45	0.01	0.00	43.03	92.88	-49.84
0.00476200	3.02	40.23	0.01	0.00	43.26	92.65	-49.40
0.00478900	2.70	40.18	0.01	0.00	42.89	92.60	-49.72
0.00495100	3.88	39.89	0.01	0.00	43.77	92.30	-48.53
0.00501400	5.78	39.78	0.01	0.00	45.56	92.19	-46.62
0.00506800	3.07	39.70	0.01	0.00	42.77	92.09	-49.32
0.00515800	3.50	39.56	0.01	0.00	43.07	91.93	-48.87
0.00528400	5.06	39.37	0.01	0.00	44.44	91.71	-47.27
0.00533800	2.50	39.29	0.01	0.00	41.80	91.62	-49.82
0.00542800	5.63	39.17	0.01	0.00	44.80	91.47	-46.67
0.00551800	3.31	39.04	0.01	0.00	42.35	91.32	-48.97
0.00566200	4.97	38.84	0.01	0.00	43.82	91.09	-47.27
0.00568900	4.17	38.80	0.01	0.00	42.98	91.04	-48.07
0.00577900	3.30	38.68	0.01	0.00	41.99	90.90	-48.91
0.00591400	3.07	38.50	0.01	0.00	41.58	90.69	-49.11
0.00600400	4.38	38.39	0.01	0.00	42.77	90.56	-47.78
0.00609400	3.70	38.27	0.01	0.00	41.98	90.42	-48.44
0.00613000	3.06	38.23	0.01	0.00	41.29	90.37	-49.08
0.00625600	2.45	38.07	0.01	0.00	40.52	90.18	-49.66
0.00635500	3.35	37.95	0.01	0.00	41.30	90.04	-48.74
0.00646300	2.05	37.82	0.01	0.00	39.87	89.89	-50.02
0.00653500	1.85	37.73	0.01	0.00	39.59	89.79	-50.20
0.00659800	3.24	37.66	0.01	0.00	40.90	89.70	-48.80
0.00672400	1.06	37.51	0.01	0.00	38.58	89.53	-50.95
0.00679600	2.93	37.43	0.01	0.00	40.37	89.44	-49.07
0.00690400	3.17	37.31	0.01	0.00	40.48	89.29	-48.81
0.00697600	2.50	37.23	0.01	0.00	39.73	89.20	-49.47
0.00706600	3.32	37.13	0.01	0.00	40.46	89.08	-48.63
0.00712900	3.03	37.06	0.01	0.00	40.10	89.00	-48.90
0.00725500	4.04	36.93	0.01	0.00	40.98	88.84	-47.87
0.00738100	3.92	36.80	0.01	0.00	40.73	88.69	-47.96
0.00739900	4.19	36.78	0.01	0.00	40.98	88.67	-47.69

Tested by: Michael Westman  
Printed

Signature

Reviewed by: Gerald V. Anderson  
Printed

Signature

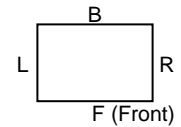
Mode of Operation Key	
#	Description
1	
2	
3	
4	
5	

J:\REPORTS\2006\10xx\1038\Rpt\_Docs\2011\1580\1387-RE101-1580-with tab data-mjw-gva.doc

# Radiated Emissions



America



FACE DEFINITION  
(TOP VIEW)

T = Top  
U = Under Side

Test Report #: NC1101387

Test Area: 3

EUT Model #: MIL1580-XXXX

Date: 14 April, 2011

EUT Serial #: None

EUT Power: 24 VDC

Temperature: 23 °C

Test Method: Mil Std 461F, RE101

Air Pressure: 99.1 kPa

Customer: Lind Electronics

Relative Humidity: 22 %

EUT Description: DC to DC Converter

Page: 17 of 72

Notes: \_\_\_\_\_

Data File Name: T:\13xx\1387\Data\4-13-11\1378-RE101-1580.ema

0.00748000	1.84	36.70	0.01	0.00	38.55	88.57	-50.02
0.00763300	2.23	36.54	0.01	0.00	38.78	88.38	-49.60
0.00766900	3.17	36.51	0.01	0.00	39.69	88.34	-48.66
0.00779500	2.67	36.39	0.01	0.00	39.06	88.19	-49.13
0.00789400	2.56	36.29	0.01	0.00	38.86	88.08	-49.22
0.00796600	2.38	36.22	0.01	0.00	38.61	88.00	-49.39
0.00807400	3.33	36.12	0.01	0.00	39.46	87.88	-48.42
0.00817300	3.56	36.03	0.01	0.00	39.59	87.77	-48.17
0.00820900	4.13	35.99	0.01	0.00	40.13	87.73	-47.59
0.00837100	2.74	35.85	0.01	0.00	38.59	87.55	-48.96
0.00840700	4.14	35.81	0.01	0.00	39.96	87.51	-47.55
0.00852400	2.71	35.71	0.01	0.00	38.43	87.39	-48.96
0.00863200	4.22	35.61	0.01	0.00	39.84	87.27	-47.43
0.00870400	3.13	35.55	0.01	0.00	38.69	87.20	-48.51
0.00881200	2.79	35.46	0.01	0.00	38.26	87.08	-48.83
0.00889300	4.10	35.39	0.01	0.00	39.50	87.00	-47.51
0.00897400	4.09	35.32	0.01	0.00	39.42	86.92	-47.50
0.00906400	3.56	35.24	0.01	0.00	38.81	86.83	-48.02
0.00916300	4.18	35.16	0.01	0.00	39.35	86.73	-47.38
0.00919900	3.49	35.13	0.01	0.00	38.63	86.70	-48.07
0.00934300	3.18	35.01	0.01	0.00	38.20	86.56	-48.35
0.00945100	5.97	34.93	0.01	0.00	40.91	86.45	-45.55
0.00947800	5.22	34.91	0.01	0.00	40.13	86.43	-46.29
0.00955000	3.65	34.85	0.01	0.00	38.51	86.36	-47.85
0.00972100	2.22	34.71	0.01	0.00	36.94	86.20	-49.25
0.00978400	2.68	34.67	0.01	0.00	37.35	86.14	-48.78
0.00988300	2.19	34.59	0.01	0.00	36.79	86.05	-49.26
0.00994600	4.10	34.54	0.01	0.00	38.65	85.99	-47.34

Tested by: Michael Westman  
Printed

Signature

Reviewed by: Gerald V. Anderson  
Printed

Signature

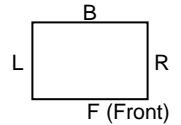
Mode of Operation Key	
#	Description
1	
2	
3	
4	
5	

J:\REPORTS\2006\10xx\1038\Rpt\_Docs\2011\1580\1387-RE101-1580-with tab data-mjw-gva.doc

# Radiated Emissions



America



FACE DEFINITION  
(TOP VIEW)

T = Top  
U = Under Side

Test Report #: NC1101387

Test Area: 3

EUT Model #: MIL1580-XXXX

Date: 14 April, 2011

EUT Serial #: None

EUT Power: 24 VDC

Temperature: 23 °C

Test Method: Mil Std 461F, RE101

Air Pressure: 99.1 kPa

Customer: Lind Electronics

Relative Humidity: 22 %

EUT Description: DC to DC Converter

Page: 18 of 72

Notes: \_\_\_\_\_

Data File Name: T:\13xx\1387\Data\4-13-11\1378-RE101-1580.ema

Frequency (MHz)	Receiver (dB)	Transducer (dB)	Cable Loss (dB)	Preamplifier (dB)	Final Data (dB)	Limit	Differential (dB)
0.01045000	14.35	34.25	0.01	0.00	48.60	85.54	-36.94
0.01090000	14.20	34.00	0.01	0.00	48.21	85.16	-36.95
0.01243000	12.67	33.24	0.01	0.00	45.92	83.97	-38.05
0.01333000	12.67	32.84	0.01	0.00	45.52	83.34	-37.82
0.01432000	13.29	32.43	0.01	0.00	45.73	82.69	-36.96
0.01531000	12.42	32.04	0.01	0.00	44.47	82.09	-37.61
0.01558000	14.13	31.94	0.01	0.00	46.08	81.93	-35.85
0.01711000	12.24	31.40	0.01	0.00	43.65	81.08	-37.43
0.01783000	12.47	31.16	0.01	0.00	43.64	80.71	-37.06
0.01810000	10.25	31.08	0.01	0.00	41.34	80.57	-39.23
0.01927000	12.37	30.71	0.01	0.00	43.10	80.01	-36.91
0.02071000	10.40	30.33	0.01	0.00	40.74	79.35	-38.61
0.02161000	11.62	30.12	0.01	0.00	41.75	78.97	-37.22
0.02215000	10.32	30.00	0.01	0.00	40.33	78.74	-38.42
0.02260000	11.64	29.90	0.01	0.00	41.55	78.56	-37.01
0.02386000	9.45	29.63	0.01	0.00	39.09	78.07	-38.98
0.02494000	9.91	29.41	0.01	0.00	39.34	77.67	-38.34
0.02611000	9.91	29.19	0.01	0.00	39.11	77.26	-38.15
0.02692000	10.60	29.03	0.01	0.00	39.65	76.98	-37.33
0.02782000	9.37	28.87	0.02	0.00	38.26	76.68	-38.43
0.02881000	10.75	28.70	0.02	0.00	39.47	76.37	-36.90
0.02935000	10.38	28.61	0.02	0.00	39.00	76.20	-37.19
0.03007000	9.65	28.50	0.02	0.00	38.16	76.00	-37.84
0.03115000	8.47	28.43	0.02	0.00	36.92	76.00	-39.08
0.03196000	9.71	28.39	0.02	0.00	38.12	76.00	-37.88
0.03313000	9.46	28.33	0.02	0.00	37.80	76.00	-38.20
0.03340000	9.68	28.31	0.02	0.00	38.01	76.00	-37.99
0.03484000	9.70	28.24	0.02	0.00	37.96	76.00	-38.04
0.03556000	10.68	28.20	0.02	0.00	38.90	76.00	-37.10
0.03673000	8.68	28.15	0.02	0.00	36.85	76.00	-39.15
0.03781000	11.10	28.10	0.02	0.00	39.22	76.00	-36.78
0.03790000	12.70	28.09	0.02	0.00	40.81	76.00	-35.19
0.03898000	11.75	28.04	0.02	0.00	39.81	76.00	-36.19
0.04033000	9.23	28.00	0.02	0.00	37.25	76.00	-38.75

Tested by: Michael Westman  
Printed

Signature

Reviewed by: Gerald V. Anderson  
Printed

Signature

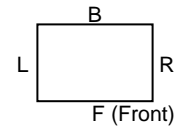
Mode of Operation Key	
#	Description
1	
2	
3	
4	
5	

J:\REPORTS\2006\10xx\1038\Rpt\_Docs\2011\1580\1387-RE101-1580-with tab data-mjw-gva.doc

# Radiated Emissions



America



FACE DEFINITION  
(TOP VIEW)

T = Top  
U = Under Side

Test Report #: NC1101387

Test Area: 3

EUT Model #: MIL1580-XXXX

Date: 14 April, 2011

EUT Serial #: None

EUT Power: 24 VDC

Temperature: 23 °C

Test Method: Mil Std 461F, RE101

Air Pressure: 99.1 kPa

Customer: Lind Electronics

Relative Humidity: 22 %

EUT Description: DC to DC Converter

Page: 19 of 72

Notes: \_\_\_\_\_

Data File Name: T:\13xx\1387\Data\4-13-11\1378-RE101-1580.ema

0.04114000	9.35	28.00	0.02	0.00	37.37	76.00	-38.63
0.04222000	8.91	28.00	0.02	0.00	36.93	76.00	-39.07
0.04294000	9.55	28.00	0.02	0.00	37.57	76.00	-38.43
0.04348000	8.69	28.00	0.02	0.00	36.71	76.00	-39.29
0.04420000	8.24	28.00	0.02	0.00	36.26	76.00	-39.74
0.04555000	8.64	28.00	0.02	0.00	36.66	76.00	-39.34
0.04627000	8.35	28.00	0.02	0.00	36.37	76.00	-39.63
0.04708000	9.07	28.00	0.02	0.00	37.09	76.00	-38.91
0.04861000	8.65	28.00	0.02	0.00	36.67	76.00	-39.33
0.04951000	10.62	28.00	0.02	0.00	38.64	76.00	-37.36
0.04960000	7.62	28.00	0.02	0.00	35.64	76.00	-40.36
0.05122000	7.92	27.96	0.02	0.00	35.90	76.00	-40.10
0.05176000	8.77	27.94	0.02	0.00	36.73	76.00	-39.27
0.05248000	7.51	27.92	0.02	0.00	35.45	76.00	-40.55
0.05347000	7.47	27.89	0.02	0.00	35.38	76.00	-40.62
0.05491000	8.92	27.85	0.02	0.00	36.79	76.00	-39.21
0.05518000	9.03	27.84	0.02	0.00	36.89	76.00	-39.11
0.05644000	9.73	27.80	0.02	0.00	37.55	76.00	-38.45
0.05680000	7.85	27.79	0.02	0.00	35.66	76.00	-40.34
0.05833000	7.75	27.75	0.02	0.00	35.52	76.00	-40.48
0.05905000	7.43	27.73	0.02	0.00	35.18	76.00	-40.82
0.05968000	8.65	27.71	0.02	0.00	36.38	76.00	-39.62
0.06076000	6.70	27.68	0.02	0.00	34.41	76.00	-41.59
0.06193000	10.04	27.66	0.02	0.00	37.72	76.00	-38.28
0.06265000	11.33	27.64	0.02	0.00	39.00	76.00	-37.00
0.06310000	9.29	27.63	0.02	0.00	36.95	76.00	-39.05
0.06454000	9.60	27.61	0.02	0.00	37.23	76.00	-38.77
0.06517000	10.30	27.59	0.02	0.00	37.92	76.00	-38.08
0.06580000	7.94	27.58	0.02	0.00	35.54	76.00	-40.46
0.06742000	7.64	27.55	0.02	0.00	35.21	76.00	-40.79
0.06841000	7.73	27.53	0.03	0.00	35.28	76.00	-40.72
0.06850000	8.24	27.53	0.03	0.00	35.79	76.00	-40.21
0.07003000	8.71	27.50	0.03	0.00	36.24	76.00	-39.76
0.07048000	7.19	27.50	0.03	0.00	34.72	76.00	-41.28
0.07147000	7.14	27.50	0.03	0.00	34.67	76.00	-41.33
0.07255000	6.97	27.50	0.03	0.00	34.50	76.00	-41.50
0.07309000	8.17	27.50	0.03	0.00	35.70	76.00	-40.30
0.07426000	7.24	27.50	0.03	0.00	34.77	76.00	-41.23

Tested by: Michael Westman  
Printed

Signature

Reviewed by: Gerald V. Anderson  
Printed

Signature

Mode of Operation Key	
#	Description
1	
2	
3	
4	
5	

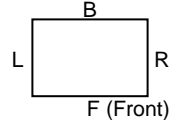
J:\REPORTS\2006\10xx\1038\Rpt\_Docs\2011\1580\1387-RE101-1580-with tab data-mjw-gva.doc

# Radiated Emissions



Test Report #: NC1101387      Test Area: 3  
 EUT Model #: MIL1580-XXXX      Date: 14 April, 2011  
 EUT Serial #: None      EUT Power: 24 VDC      Temperature: 23 °C  
 Test Method: Mil Std 461F, RE101      Air Pressure: 99.1 kPa  
 Customer: Lind Electronics      Relative Humidity: 22 %  
 EUT Description: DC to DC Converter      Page: 20 of 72

FACE DEFINITION  
(TOP VIEW)



Notes: \_\_\_\_\_

Data File Name: T:\13xx\1387\Data\4-13-11\1378-RE101-1580.ema

0.07552000	7.26	27.50	0.03	0.00	34.79	76.00	-41.21
0.07597000	7.82	27.50	0.03	0.00	35.35	76.00	-40.65
0.07669000	8.01	27.50	0.03	0.00	35.54	76.00	-40.46
0.07831000	7.79	27.50	0.03	0.00	35.32	76.00	-40.68
0.07894000	7.45	27.50	0.03	0.00	34.98	76.00	-41.02
0.07930000	6.94	27.50	0.03	0.00	34.47	76.00	-41.53
0.08092000	7.06	27.48	0.03	0.00	34.57	76.00	-41.43
0.08128000	6.91	27.47	0.03	0.00	34.41	76.00	-41.59
0.08218000	7.99	27.45	0.03	0.00	35.47	76.00	-40.53
0.08344000	7.69	27.43	0.03	0.00	35.15	76.00	-40.85
0.08398000	8.73	27.42	0.03	0.00	36.18	76.00	-39.82
0.08479000	7.44	27.40	0.03	0.00	34.87	76.00	-41.13
0.08623000	8.16	27.37	0.03	0.00	35.56	76.00	-40.44
0.08659000	8.17	27.37	0.03	0.00	35.56	76.00	-40.44
0.08749000	7.42	27.35	0.03	0.00	34.80	76.00	-41.20
0.08830000	7.77	27.33	0.03	0.00	35.13	76.00	-40.87
0.08992000	6.84	27.30	0.03	0.00	34.17	76.00	-41.83
0.09037000	6.80	27.30	0.03	0.00	34.13	76.00	-41.87
0.09100000	7.29	27.30	0.03	0.00	34.62	76.00	-41.38
0.09262000	6.53	27.30	0.03	0.00	33.86	76.00	-42.14
0.09307000	7.06	27.30	0.03	0.00	34.39	76.00	-41.61
0.09415000	8.30	27.30	0.03	0.00	35.63	76.00	-40.37
0.09496000	8.13	27.30	0.03	0.00	35.46	76.00	-40.54
0.09595000	7.61	27.30	0.03	0.00	34.94	76.00	-41.06
0.09721000	7.47	27.30	0.03	0.00	34.80	76.00	-41.20
0.09775000	8.12	27.30	0.03	0.00	35.45	76.00	-40.55
0.09901000	6.88	27.30	0.03	0.00	34.21	76.00	-41.79
0.09919000	7.99	27.30	0.03	0.00	35.32	76.00	-40.68

Tested by: Michael Westman  
Printed

Signature

Reviewed by: Gerald V. Anderson  
Printed

Signature

Mode of Operation Key	
#	Description
1	
2	
3	
4	
5	

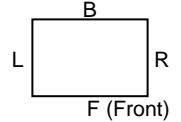
J:\REPORTS\2006\10xx\1038\Rpt\_Docs\2011\1580\1387-RE101-1580-with tab data-mjw-gva.doc



# Radiated Emissions



America



FACE DEFINITION  
(TOP VIEW)

T = Top  
U = Under Side

Test Report #: NC1101387

Test Area: 3

EUT Model #: MIL1580-XXXX

Date: 14 April, 2011

EUT Serial #: None

EUT Power: 24 VDC

Temperature: 23 °C

Test Method: Mil Std 461F, RE101

Air Pressure: 99.1 kPa

Customer: Lind Electronics

Relative Humidity: 22 %

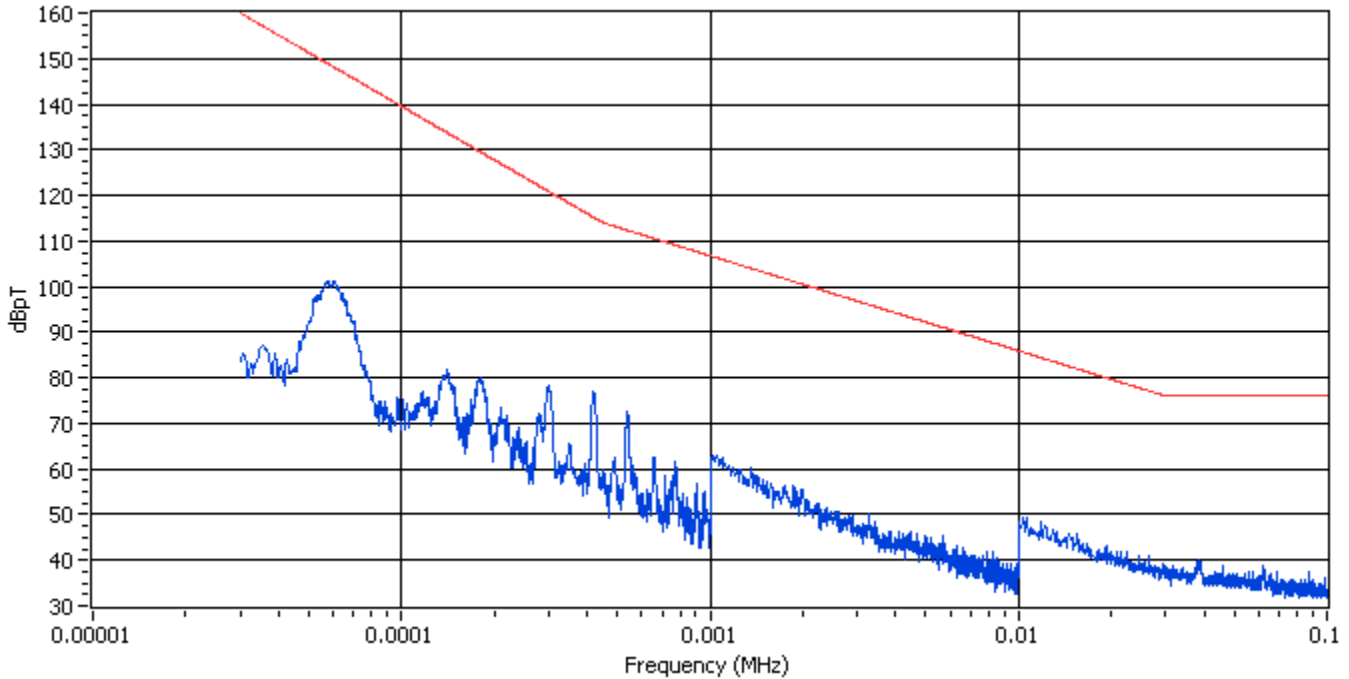
EUT Description: DC to DC Converter

Page: 21 of 72

Notes: \_\_\_\_\_

Data File Name: T:\13xx\1387\Data\4-13-11\1378-RE101-1580.ema

## Subreport Number: 3



Polarity: N/A  
Mode of Operation: Fully OP  
Notes: Right

Tested by: Michael Westman  
Printed

Signature

Reviewed by: Gerald V. Anderson  
Printed

Signature

Mode of Operation Key	
#	Description
1	
2	
3	
4	
5	

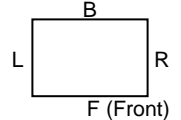
J:\REPORTS\2006\10xx\1038\Rpt\_Docs\2011\1580\1387-RE101-1580-with tab data-mjw-gva.doc

# Radiated Emissions



Test Report #: NC1101387                      Test Area: 3  
 EUT Model #: MIL1580-XXXX                      Date: 14 April, 2011  
 EUT Serial #: None                      EUT Power: 24 VDC                      Temperature: 23 °C  
 Test Method: Mil Std 461F, RE101                      Air Pressure: 99.1 kPa  
 Customer: Lind Electronics                      Relative Humidity: 22 %  
 EUT Description: DC to DC Converter                      Page: 22 of 72

FACE DEFINITION  
(TOP VIEW)



T = Top  
U = Under Side

Notes: \_\_\_\_\_

Data File Name: T:\13xx\1387\Data\4-13-11\1378-RE101-1580.ema

Frequency (MHz)	Receiver (dB)	Transducer (dB)	Cable Loss (dB)	Preamp (dB)	Final Data (dB)	Limit	Differential (dB)
0.00003081	2.96	82.28	0.00	0.00	85.24	159.55	-74.31
0.00003513	5.45	81.17	0.00	0.00	86.62	157.32	-70.70
0.00003594	5.80	80.98	0.00	0.00	86.78	156.93	-70.15
0.00003918	4.98	80.25	0.00	0.00	85.23	155.47	-70.23
0.00004269	4.41	79.53	0.00	0.00	83.94	154.01	-70.07
0.00004593	6.23	78.91	0.00	0.00	85.15	152.77	-67.62
0.00004836	10.96	78.48	0.00	0.00	89.44	151.89	-62.45
0.00005133	16.24	78.00	0.00	0.00	94.24	150.88	-56.64
0.00005376	20.44	77.64	0.00	0.00	98.08	150.09	-52.01
0.00005673	23.42	77.22	0.00	0.00	100.64	149.18	-48.53
0.00005781	23.96	77.08	0.00	0.00	101.04	148.86	-47.82
0.00006105	24.65	76.66	0.00	0.00	101.31	147.93	-46.62
0.00006267	23.40	76.45	0.00	0.00	99.86	147.49	-47.63
0.00006591	21.02	76.07	0.00	0.00	97.09	146.63	-49.54
0.00006807	18.24	75.82	0.00	0.00	94.06	146.08	-52.03
0.00007050	15.40	75.54	0.00	0.00	90.94	145.49	-54.54
0.00007320	11.30	75.25	0.00	0.00	86.55	144.85	-58.30
0.00007590	6.95	74.96	0.00	0.00	81.92	144.23	-62.32
0.00007887	4.79	74.66	0.00	0.00	79.45	143.58	-64.13
0.00008130	0.61	74.43	0.00	0.00	75.04	143.07	-68.03
0.00008535	0.95	74.04	0.00	0.00	74.99	142.24	-67.25
0.00008859	1.07	73.75	0.00	0.00	74.82	141.61	-66.79
0.00008940	-0.35	73.68	0.00	0.00	73.33	141.45	-68.12
0.00009210	-1.48	73.45	0.00	0.00	71.97	140.95	-68.98
0.00009723	2.46	73.02	0.00	0.00	75.48	140.03	-64.54
0.00009750	2.20	73.00	0.00	0.00	75.20	139.98	-64.78
0.00010128	2.59	72.69	0.00	0.00	75.28	139.33	-64.05
0.00010425	1.75	72.43	0.00	0.00	74.18	138.84	-64.66
0.00010803	-0.04	72.12	0.00	0.00	72.08	138.24	-66.16
0.00011073	1.45	71.90	0.00	0.00	73.35	137.82	-64.47
0.00011289	2.67	71.73	0.00	0.00	74.40	137.49	-63.09
0.00011613	3.29	71.48	0.00	0.00	74.77	137.01	-62.24
0.00011694	5.50	71.42	0.00	0.00	76.92	136.89	-59.97
0.00012153	4.28	71.08	0.00	0.00	75.36	136.24	-60.88

Tested by: Michael Westman  
Printed

Signature

Reviewed by: Gerald V. Anderson  
Printed

Signature

Mode of Operation Key	
#	Description
1	
2	
3	
4	
5	

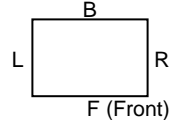
J:\REPORTS\2006\10xx\1038\Rpt\_Docs\2011\1580\1387-RE101-1580-with tab data-mjw-gva.doc

# Radiated Emissions



Test Report #: NC1101387                      Test Area: 3  
 EUT Model #: MIL1580-XXXX                      Date: 14 April, 2011  
 EUT Serial #: None                      EUT Power: 24 VDC                      Temperature: 23 °C  
 Test Method: Mil Std 461F, RE101                      Air Pressure: 99.1 kPa  
 Customer: Lind Electronics                      Relative Humidity: 22 %  
 EUT Description: DC to DC Converter                      Page: 23 of 72

FACE DEFINITION  
(TOP VIEW)



Notes: \_\_\_\_\_

Data File Name: T:\13xx\1387\Data\4-13-11\1378-RE101-1580.ema

0.00012207	4.72	71.04	0.00	0.00	75.76	136.16	-60.40
0.00012693	2.50	70.69	0.00	0.00	73.19	135.50	-62.31
0.00012828	4.06	70.60	0.00	0.00	74.66	135.32	-60.66
0.00013206	5.36	70.34	0.00	0.00	75.70	134.83	-59.12
0.00013503	8.58	70.15	0.00	0.00	78.73	134.45	-55.72
0.00013773	10.33	69.97	0.00	0.00	80.30	134.11	-53.81
0.00014043	11.81	69.80	0.00	0.00	81.61	133.78	-52.17
0.00014124	11.60	69.75	0.00	0.00	81.35	133.68	-52.34
0.00014394	9.20	69.58	0.00	0.00	78.78	133.36	-54.58
0.00014772	8.77	69.35	0.00	0.00	78.12	132.92	-54.80
0.00015096	4.19	69.16	0.00	0.00	73.35	132.55	-59.20
0.00015312	2.43	69.03	0.00	0.00	71.46	132.31	-60.85
0.00015663	0.56	68.83	0.00	0.00	69.39	131.93	-62.53
0.00015933	2.49	68.68	0.00	0.00	71.17	131.64	-60.46
0.00015960	2.82	68.67	0.00	0.00	71.49	131.61	-60.12
0.00016419	3.54	68.42	0.00	0.00	71.96	131.13	-59.17
0.00016662	2.06	68.29	0.00	0.00	70.35	130.88	-60.53
0.00016878	7.24	68.17	0.00	0.00	75.41	130.66	-55.24
0.00017229	6.02	67.99	0.00	0.00	74.01	130.31	-56.30
0.00017553	10.16	67.83	0.00	0.00	77.99	129.99	-52.00
0.00017769	11.79	67.72	0.00	0.00	79.51	129.78	-50.27
0.00017958	12.06	67.62	0.00	0.00	79.69	129.60	-49.92
0.00018201	12.69	67.51	0.00	0.00	80.20	129.38	-49.18
0.00018444	10.66	67.39	0.00	0.00	78.05	129.15	-51.10
0.00018660	9.29	67.29	0.00	0.00	76.58	128.95	-52.38
0.00018930	4.86	67.16	0.00	0.00	72.02	128.71	-56.69
0.00019362	2.98	66.96	0.00	0.00	69.94	128.33	-58.39
0.00019470	2.04	66.91	0.00	0.00	68.95	128.23	-59.28
0.00019848	0.72	66.74	0.00	0.00	67.46	127.90	-60.44
0.00020145	1.05	66.61	0.00	0.00	67.66	127.65	-59.99
0.00020469	3.00	66.47	0.00	0.00	69.47	127.38	-57.91
0.00020658	4.61	66.39	0.00	0.00	71.00	127.22	-56.23
0.00021063	7.15	66.21	0.00	0.00	73.37	126.90	-53.53
0.00021090	6.74	66.20	0.00	0.00	72.94	126.87	-53.93
0.00021522	4.63	66.02	0.00	0.00	70.66	126.53	-55.87
0.00021873	5.72	65.88	0.00	0.00	71.60	126.25	-54.65
0.00021900	5.06	65.87	0.00	0.00	70.93	126.23	-55.30
0.00022278	3.70	65.72	0.00	0.00	69.42	125.94	-56.52

Tested by: Michael Westman  
Printed

Signature

Reviewed by: Gerald V. Anderson  
Printed

Signature

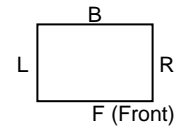
Mode of Operation Key	
#	Description
1	
2	
3	
4	
5	

J:\REPORTS\2006\10xx\1038\Rpt\_Docs\2011\1580\1387-RE101-1580-with tab data-mjw-gva.doc

# Radiated Emissions



America



FACE DEFINITION  
(TOP VIEW)

T = Top  
U = Under Side

Test Report #: NC1101387

Test Area: 3

EUT Model #: MIL1580-XXXX

Date: 14 April, 2011

EUT Serial #: None

EUT Power: 24 VDC

Temperature: 23 °C

Test Method: Mil Std 461F, RE101

Air Pressure: 99.1 kPa

Customer: Lind Electronics

Relative Humidity: 22 %

EUT Description: DC to DC Converter

Page: 24 of 72

Notes: \_\_\_\_\_

Data File Name: T:\13xx\1387\Data\4-13-11\1378-RE101-1580.ema

0.00022440	1.47	65.65	0.00	0.00	67.13	125.82	-58.69
0.00022872	1.59	65.49	0.00	0.00	67.08	125.50	-58.42
0.00023169	-0.10	65.37	0.00	0.00	65.27	125.28	-60.00
0.00023385	1.07	65.29	0.00	0.00	66.36	125.12	-58.76
0.00023655	3.06	65.19	0.00	0.00	68.25	124.92	-56.67
0.00024033	2.77	65.05	0.00	0.00	67.82	124.65	-56.83
0.00024114	4.25	65.02	0.00	0.00	69.27	124.60	-55.33
0.00024438	-0.38	64.90	0.00	0.00	64.52	124.37	-59.85
0.00024654	0.00	64.82	0.00	0.00	64.83	124.22	-59.39
0.00025086	1.06	64.67	0.00	0.00	65.73	123.93	-58.19
0.00025140	-0.24	64.65	0.00	0.00	64.42	123.89	-59.47
0.00025518	1.70	64.53	0.00	0.00	66.23	123.64	-57.40
0.00025707	-3.67	64.47	0.00	0.00	60.80	123.51	-62.71
0.00026139	-3.31	64.33	0.00	0.00	61.02	123.23	-62.20
0.00026301	-2.95	64.28	0.00	0.00	61.33	123.12	-61.79
0.00026625	-0.12	64.18	0.00	0.00	64.06	122.91	-58.85
0.00026814	0.61	64.12	0.00	0.00	64.74	122.79	-58.06
0.00027246	2.78	63.99	0.00	0.00	66.77	122.52	-55.75
0.00027489	5.18	63.92	0.00	0.00	69.10	122.37	-53.27
0.00027813	7.46	63.82	0.00	0.00	71.28	122.17	-50.89
0.00028083	8.31	63.74	0.00	0.00	72.05	122.01	-49.95
0.00028110	8.28	63.74	0.00	0.00	72.02	121.99	-49.98
0.00028434	6.40	63.64	0.00	0.00	70.04	121.80	-51.76
0.00028677	4.61	63.57	0.00	0.00	68.18	121.65	-53.47
0.00029163	6.89	63.43	0.00	0.00	70.32	121.37	-51.04
0.00029433	11.71	63.36	0.00	0.00	75.07	121.21	-46.14
0.00029703	14.05	63.28	0.00	0.00	77.33	121.06	-43.72
0.00029973	14.86	63.21	0.00	0.00	78.07	120.90	-42.83

Tested by: Michael Westman  
Printed

Signature

Reviewed by: Gerald V. Anderson  
Printed

Signature

Mode of Operation Key	
#	Description
1	
2	
3	
4	
5	

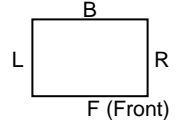
J:\REPORTS\2006\10xx\1038\Rpt\_Docs\2011\1580\1387-RE101-1580-with tab data-mjw-gva.doc

# Radiated Emissions



Test Report #: NC1101387                      Test Area: 3  
 EUT Model #: MIL1580-XXXX                      Date: 14 April, 2011  
 EUT Serial #: None                      EUT Power: 24 VDC                      Temperature: 23 °C  
 Test Method: Mil Std 461F, RE101                      Air Pressure: 99.1 kPa  
 Customer: Lind Electronics                      Relative Humidity: 22 %  
 EUT Description: DC to DC Converter                      Page: 25 of 72

FACE DEFINITION  
(TOP VIEW)



T = Top  
U = Under Side

Notes: \_\_\_\_\_

Data File Name: T:\13xx\1387\Data\4-13-11\1378-RE101-1580.ema

Frequency (MHz)	Receiver (dB)	Transducer (dB)	Cable Loss (dB)	Preamplifier (dB)	Final Data (dB)	Limit	Differential (dB)
0.00030000	14.70	63.20	0.00	0.00	77.90	120.89	-42.99
0.00030700	10.44	63.01	0.00	0.00	73.45	120.50	-47.04
0.00031400	-1.35	62.83	0.00	0.00	61.48	120.11	-58.64
0.00032450	-0.90	62.56	0.00	0.00	61.66	119.55	-57.90
0.00033150	-2.67	62.38	0.00	0.00	59.71	119.19	-59.48
0.00033710	-1.04	62.24	0.00	0.00	61.20	118.91	-57.70
0.00034830	3.42	61.97	0.00	0.00	65.39	118.35	-52.96
0.00034900	3.44	61.96	0.00	0.00	65.40	118.32	-52.92
0.00035600	-0.70	61.79	0.00	0.00	61.09	117.98	-56.89
0.00036300	-2.09	61.63	0.00	0.00	59.54	117.65	-58.10
0.00037420	-2.76	61.38	0.00	0.00	58.62	117.13	-58.51
0.00038050	-1.79	61.25	0.00	0.00	59.46	116.85	-57.39
0.00039030	-1.75	61.04	0.00	0.00	59.29	116.42	-57.13
0.00039240	0.24	60.99	0.00	0.00	61.23	116.33	-55.09
0.00040430	-1.75	60.75	0.00	0.00	59.00	115.82	-56.82
0.00041130	7.62	60.61	0.00	0.00	68.23	115.53	-47.30
0.00041830	16.10	60.47	0.00	0.00	76.57	115.24	-38.67
0.00042040	16.36	60.43	0.00	0.00	76.79	115.16	-38.37
0.00042600	12.85	60.32	0.00	0.00	73.17	114.93	-41.76
0.00043300	0.00	60.18	0.00	0.00	60.19	114.65	-54.47
0.00044350	-2.02	59.99	0.00	0.00	57.97	114.25	-56.28
0.00044980	-0.04	59.87	0.00	0.00	59.83	114.01	-54.18
0.00045540	-0.95	59.77	0.00	0.00	58.82	113.89	-55.07
0.00046100	-3.63	59.67	0.00	0.00	56.04	113.78	-57.74
0.00047360	-3.23	59.45	0.00	0.00	56.22	113.54	-57.32
0.00048130	0.25	59.31	0.00	0.00	59.57	113.39	-53.83
0.00048830	1.93	59.19	0.00	0.00	61.13	113.26	-52.13
0.00049110	3.48	59.15	0.00	0.00	62.63	113.21	-50.58
0.00049810	-0.29	59.03	0.00	0.00	58.74	113.08	-54.34
0.00050720	-2.72	58.88	0.00	0.00	56.16	112.92	-56.75
0.00051140	-3.48	58.81	0.00	0.00	55.33	112.84	-57.51
0.00052330	-3.43	58.62	0.00	0.00	55.19	112.63	-57.44
0.00053030	5.02	58.51	0.00	0.00	63.53	112.51	-48.98
0.00053660	12.99	58.41	0.00	0.00	71.40	112.41	-41.00

Tested by: Michael Westman  
Printed

Signature

Reviewed by: Gerald V. Anderson  
Printed

Signature

Mode of Operation Key	
#	Description
1	
2	
3	
4	
5	

J:\REPORTS\2006\10xx\1038\Rpt\_Docs\2011\1580\1387-RE101-1580-with tab data-mjw-gva.doc

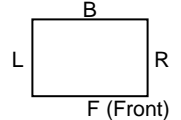
# Radiated Emissions



Test Report #: NC1101387

Test Area: 3

FACE DEFINITION  
(TOP VIEW)



EUT Model #: MIL1580-XXXX

Date: 14 April, 2011

T = Top  
U = Under Side

EUT Serial #: None

EUT Power: 24 VDC

Temperature: 23 °C

Test Method: Mil Std 461F, RE101

Air Pressure: 99.1 kPa

Customer: Lind Electronics

Relative Humidity: 22 %

EUT Description: DC to DC Converter

Page: 26 of 72

Notes: \_\_\_\_\_

Data File Name: T:\13xx\1387\Data\4-13-11\1378-RE101-1580.ema

0.00054150	14.27	58.34	0.00	0.00	72.61	112.33	-39.72
0.00054500	11.16	58.28	0.00	0.00	69.44	112.27	-42.82
0.00055200	2.57	58.18	0.00	0.00	60.75	112.15	-51.40
0.00055900	2.49	58.07	0.00	0.00	60.56	112.04	-51.47
0.00056810	0.15	57.94	0.00	0.00	58.09	111.89	-53.80
0.00057440	1.03	57.85	0.00	0.00	58.88	111.79	-52.91
0.00058140	-1.88	57.74	0.00	0.00	55.87	111.68	-55.82
0.00058840	-3.32	57.65	0.00	0.00	54.33	111.57	-57.25
0.00059890	-4.12	57.50	0.00	0.00	53.38	111.41	-58.03
0.00060240	-2.92	57.45	0.00	0.00	54.53	111.36	-56.83
0.00061010	-5.21	57.34	0.00	0.00	52.14	111.25	-59.11
0.00062130	-1.73	57.19	0.00	0.00	55.46	111.08	-55.62
0.00062200	-1.73	57.18	0.00	0.00	55.45	111.07	-55.62
0.00063040	-2.52	57.07	0.00	0.00	54.55	110.95	-56.40
0.00063600	-4.85	57.00	0.00	0.00	52.15	110.87	-58.72
0.00064930	-1.32	56.83	0.00	0.00	55.51	110.68	-55.17
0.00065630	5.17	56.74	0.00	0.00	61.91	110.59	-48.68
0.00065910	5.99	56.70	0.00	0.00	62.69	110.55	-47.85
0.00066400	4.92	56.64	0.00	0.00	61.56	110.48	-48.92
0.00067100	-1.22	56.55	0.00	0.00	55.33	110.39	-55.05
0.00068010	-4.21	56.44	0.00	0.00	52.23	110.26	-58.03
0.00068640	-3.10	56.36	0.00	0.00	53.27	110.18	-56.91
0.00069410	-4.44	56.27	0.00	0.00	51.83	110.08	-58.25
0.00070040	-6.23	56.20	0.00	0.00	49.97	110.00	-60.03
0.00071020	-3.99	56.08	0.00	0.00	52.09	109.87	-57.78
0.00071860	2.36	55.99	0.00	0.00	58.35	109.76	-51.42
0.00072000	-1.49	55.97	0.00	0.00	54.48	109.75	-55.26
0.00072840	-5.49	55.88	0.00	0.00	50.39	109.64	-59.25
0.00074030	-0.29	55.74	0.00	0.00	55.46	109.50	-54.04
0.00074660	1.39	55.68	0.00	0.00	57.07	109.42	-52.35
0.00074940	0.94	55.65	0.00	0.00	56.59	109.39	-52.80
0.00076130	1.22	55.52	0.00	0.00	56.74	109.24	-52.50
0.00076830	4.40	55.44	0.00	0.00	59.85	109.16	-49.31
0.00077180	6.03	55.41	0.00	0.00	61.44	109.12	-47.68
0.00077670	4.94	55.35	0.00	0.00	60.30	109.06	-48.76
0.00078300	4.55	55.29	0.00	0.00	59.84	108.99	-49.15
0.00079630	-4.91	55.15	0.00	0.00	50.24	108.84	-58.59
0.00079840	-3.25	55.13	0.00	0.00	51.88	108.81	-56.93

Tested by: Michael Westman  
Printed

Signature

Reviewed by: Gerald V. Anderson  
Printed

Signature

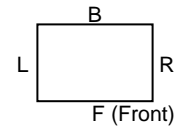
Mode of Operation Key	
#	Description
1	
2	
3	
4	
5	

J:\REPORTS\2006\10xx\1038\Rpt\_Docs\2011\1580\1387-RE101-1580-with tab data-mjw-gva.doc

# Radiated Emissions



America



Test Report #: NC1101387

Test Area: 3

FACE DEFINITION  
(TOP VIEW)

EUT Model #: MIL1580-XXXX

Date: 14 April, 2011

T = Top  
U = Under Side

EUT Serial #: None

EUT Power: 24 VDC

Temperature: 23 °C

Test Method: Mil Std 461F, RE101

Air Pressure: 99.1 kPa

Customer: Lind Electronics

Relative Humidity: 22 %

EUT Description: DC to DC Converter

Page: 27 of 72

Notes: \_\_\_\_\_

Data File Name: T:\13xx\1387\Data\4-13-11\1378-RE101-1580.ema

0.00080610	-2.27	55.05	0.00	0.00	52.78	108.73	-55.94
0.00081730	-2.60	54.94	0.00	0.00	52.34	108.60	-56.26
0.00081940	-0.33	54.92	0.00	0.00	54.59	108.58	-53.99
0.00082640	-3.38	54.85	0.00	0.00	51.47	108.50	-57.03
0.00083830	-1.67	54.73	0.00	0.00	53.07	108.37	-55.30
0.00084390	-0.82	54.68	0.00	0.00	53.86	108.31	-54.45
0.00085230	-3.44	54.60	0.00	0.00	51.16	108.22	-57.06
0.00085300	-3.06	54.59	0.00	0.00	51.53	108.21	-56.68
0.00086560	-3.19	54.47	0.00	0.00	51.29	108.08	-56.80
0.00086700	-5.20	54.46	0.00	0.00	49.26	108.07	-58.80
0.00088030	-5.51	54.34	0.00	0.00	48.83	107.93	-59.10
0.00088100	-6.44	54.33	0.00	0.00	47.89	107.92	-60.03
0.00089360	0.35	54.21	0.00	0.00	54.57	107.79	-53.23
0.00089990	0.35	54.16	0.00	0.00	54.51	107.73	-53.22
0.00090760	2.50	54.09	0.00	0.00	56.59	107.65	-51.06
0.00090900	0.77	54.08	0.00	0.00	54.85	107.64	-52.79
0.00091600	-4.71	54.01	0.00	0.00	49.31	107.57	-58.26
0.00092580	-5.22	53.93	0.00	0.00	48.71	107.47	-58.76
0.00093560	-5.06	53.84	0.00	0.00	48.78	107.38	-58.59
0.00094330	-5.89	53.77	0.00	0.00	47.89	107.30	-59.42
0.00094890	-2.57	53.73	0.00	0.00	51.16	107.25	-56.09
0.00095730	1.55	53.65	0.00	0.00	55.21	107.17	-51.96
0.00095800	1.55	53.65	0.00	0.00	55.20	107.16	-51.96
0.00096570	-2.52	53.58	0.00	0.00	51.07	107.09	-56.02
0.00097410	-2.50	53.51	0.00	0.00	51.02	107.01	-56.00
0.00098390	-2.77	53.43	0.00	0.00	50.66	106.92	-56.26
0.00099090	-4.31	53.37	0.00	0.00	49.07	106.86	-57.79
0.00099370	-4.80	53.35	0.00	0.00	48.55	106.83	-58.28

Tested by: Michael Westman  
Printed

Signature

Reviewed by: Gerald V. Anderson  
Printed

Signature

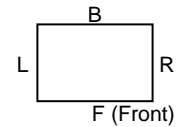
Mode of Operation Key	
#	Description
1	
2	
3	
4	
5	

J:\REPORTS\2006\10xx\1038\Rpt\_Docs\2011\1580\1387-RE101-1580-with tab data-mjw-gva.doc

# Radiated Emissions



America



FACE DEFINITION  
(TOP VIEW)

T = Top  
U = Under Side

Test Report #: NC1101387

Test Area: 3

EUT Model #: MIL1580-XXXX

Date: 14 April, 2011

EUT Serial #: None

EUT Power: 24 VDC

Temperature: 23 °C

Test Method: Mil Std 461F, RE101

Air Pressure: 99.1 kPa

Customer: Lind Electronics

Relative Humidity: 22 %

EUT Description: DC to DC Converter

Page: 28 of 72

Notes: \_\_\_\_\_

Data File Name: T:\13xx\1387\Data\4-13-11\1378-RE101-1580.ema

Frequency (MHz)	Receiver (dB)	Transducer (dB)	Cable Loss (dB)	Preamp (dB)	Final Data (dB)	Limit	Differential (dB)
0.00105400	10.03	52.88	0.00	0.00	62.91	106.30	-43.39
0.00110800	10.14	52.47	0.00	0.00	62.61	105.85	-43.23
0.00125200	8.49	51.48	0.00	0.00	59.98	104.74	-44.76
0.00135100	8.35	50.87	0.00	0.00	59.22	104.05	-44.83
0.00136000	9.49	50.82	0.00	0.00	60.31	103.99	-43.68
0.00147700	7.53	50.15	0.00	0.00	57.68	103.25	-45.56
0.00157600	7.33	49.62	0.00	0.00	56.96	102.66	-45.70
0.00168400	5.92	49.09	0.00	0.00	55.01	102.06	-47.05
0.00173800	7.35	48.83	0.00	0.00	56.19	101.77	-45.59
0.00186400	8.11	48.27	0.00	0.00	56.38	101.14	-44.76
0.00197200	7.64	47.81	0.00	0.00	55.46	100.63	-45.17
0.00199000	7.78	47.74	0.00	0.00	55.52	100.55	-45.02
0.00209800	5.47	47.30	0.00	0.00	52.77	100.07	-47.30
0.00223300	5.59	46.78	0.00	0.00	52.37	99.51	-47.14
0.00229600	4.49	46.54	0.00	0.00	51.04	99.25	-48.22
0.00238600	5.35	46.22	0.00	0.00	51.57	98.91	-47.33
0.00248500	4.85	45.88	0.00	0.00	50.73	98.54	-47.81
0.00255700	5.19	45.64	0.00	0.00	50.83	98.28	-47.45
0.00262900	5.28	45.41	0.00	0.00	50.69	98.03	-47.34
0.00274600	4.12	45.04	0.00	0.00	49.17	97.63	-48.47
0.00281800	4.85	44.82	0.00	0.00	49.68	97.40	-47.72
0.00289900	5.30	44.59	0.00	0.00	49.89	97.14	-47.25
0.00301600	3.42	44.25	0.00	0.00	47.68	96.79	-49.11
0.00313300	3.95	43.92	0.00	0.00	47.87	96.44	-48.57
0.00322300	3.98	43.67	0.00	0.00	47.65	96.19	-48.53
0.00329500	6.72	43.47	0.00	0.00	50.20	95.99	-45.79
0.00341200	5.16	43.17	0.00	0.00	48.33	95.67	-47.34
0.00348400	4.26	42.98	0.00	0.00	47.25	95.48	-48.23
0.00352900	2.64	42.87	0.00	0.00	45.51	95.36	-49.85
0.00362800	3.22	42.63	0.00	0.00	45.85	95.11	-49.26
0.00378100	3.82	42.26	0.01	0.00	46.09	94.74	-48.65
0.00387100	4.01	42.05	0.01	0.00	46.07	94.53	-48.46
0.00396100	3.02	41.85	0.01	0.00	44.88	94.32	-49.44
0.00404200	3.01	41.67	0.01	0.00	44.69	94.14	-49.45

Tested by: Michael Westman  
Printed

Signature

Reviewed by: Gerald V. Anderson  
Printed

Signature

Mode of Operation Key	
#	Description
1	
2	
3	
4	
5	

J:\REPORTS\2006\10xx\1038\Rpt\_Docs\2011\1580\1387-RE101-1580-with tab data-mjw-gva.doc

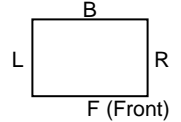


# Radiated Emissions



Test Report #: NC1101387                      Test Area: 3  
 EUT Model #: MIL1580-XXXX                      Date: 14 April, 2011  
 EUT Serial #: None                      EUT Power: 24 VDC                      Temperature: 23 °C  
 Test Method: Mil Std 461F, RE101                      Air Pressure: 99.1 kPa  
 Customer: Lind Electronics                      Relative Humidity: 22 %  
 EUT Description: DC to DC Converter                      Page: 29 of 72

FACE DEFINITION  
(TOP VIEW)



T = Top  
U = Under Side

Notes: \_\_\_\_\_

Data File Name: T:\13xx\1387\Data\4-13-11\1378-RE101-1580.ema

0.00410500	4.87	41.54	0.01	0.00	46.41	94.00	-47.58
0.00422200	4.60	41.29	0.01	0.00	45.90	93.74	-47.85
0.00424900	3.90	41.23	0.01	0.00	45.14	93.68	-48.55
0.00438400	4.74	40.96	0.01	0.00	45.70	93.40	-47.70
0.00442000	4.45	40.89	0.01	0.00	45.34	93.33	-47.99
0.00451000	5.51	40.71	0.01	0.00	46.22	93.15	-46.92
0.00468100	5.29	40.38	0.01	0.00	45.68	92.81	-47.13
0.00469900	4.31	40.35	0.01	0.00	44.66	92.77	-48.11
0.00482500	2.28	40.11	0.01	0.00	42.40	92.53	-50.14
0.00492400	3.83	39.93	0.01	0.00	43.77	92.35	-48.58
0.00503200	5.37	39.75	0.01	0.00	45.13	92.15	-47.03
0.00513100	3.92	39.60	0.01	0.00	43.53	91.98	-48.45
0.00522100	5.38	39.47	0.01	0.00	44.85	91.82	-46.97
0.00530200	4.20	39.35	0.01	0.00	43.55	91.68	-48.13
0.00534700	4.04	39.28	0.01	0.00	43.33	91.61	-48.28
0.00547300	3.71	39.10	0.01	0.00	42.82	91.39	-48.58
0.00555400	4.73	38.99	0.01	0.00	43.72	91.26	-47.54
0.00565300	6.36	38.85	0.01	0.00	45.22	91.10	-45.88
0.00573400	5.75	38.74	0.01	0.00	44.50	90.97	-46.47
0.00582400	3.11	38.62	0.01	0.00	41.74	90.83	-49.09
0.00590500	2.52	38.51	0.01	0.00	41.04	90.71	-49.67
0.00601300	2.57	38.37	0.01	0.00	40.95	90.54	-49.59
0.00612100	3.97	38.24	0.01	0.00	42.21	90.38	-48.17
0.00620200	3.66	38.14	0.01	0.00	41.80	90.26	-48.46
0.00627400	5.04	38.05	0.01	0.00	43.09	90.16	-47.07
0.00634600	3.78	37.96	0.01	0.00	41.74	90.06	-48.31
0.00645400	3.19	37.83	0.01	0.00	41.02	89.90	-48.88
0.00649900	3.12	37.77	0.01	0.00	40.90	89.84	-48.94
0.00660700	4.91	37.65	0.01	0.00	42.56	89.69	-47.13
0.00672400	4.47	37.51	0.01	0.00	41.99	89.53	-47.54
0.00676000	3.34	37.47	0.01	0.00	40.82	89.48	-48.67
0.00686800	1.85	37.35	0.01	0.00	39.20	89.34	-50.14
0.00702100	3.64	37.18	0.01	0.00	40.82	89.14	-48.32
0.00710200	3.85	37.09	0.01	0.00	40.95	89.04	-48.09
0.00712900	2.25	37.06	0.01	0.00	39.32	89.00	-49.68
0.00725500	4.24	36.93	0.01	0.00	41.18	88.84	-47.67
0.00736300	3.25	36.82	0.01	0.00	40.07	88.71	-48.64
0.00741700	3.67	36.76	0.01	0.00	40.44	88.64	-48.20

Tested by: Michael Westman  
Printed

Signature

Reviewed by: Gerald V. Anderson  
Printed

Signature

Mode of Operation Key	
#	Description
1	
2	
3	
4	
5	

J:\REPORTS\2006\10xx\1038\Rpt\_Docs\2011\1580\1387-RE101-1580-with tab data-mjw-gva.doc

# Radiated Emissions

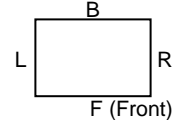


America

Test Report #: NC1101387

Test Area: 3

FACE DEFINITION  
(TOP VIEW)



EUT Model #: MIL1580-XXXX

Date: 14 April, 2011

T = Top  
U = Under Side

EUT Serial #: None

EUT Power: 24 VDC

Temperature: 23 °C

Test Method: Mil Std 461F, RE101

Air Pressure: 99.1 kPa

Customer: Lind Electronics

Relative Humidity: 22 %

EUT Description: DC to DC Converter

Page: 30 of 72

Notes: \_\_\_\_\_

Data File Name: T:\13xx\1387\Data\4-13-11\1378-RE101-1580.ema

0.00755200	3.63	36.63	0.01	0.00	40.26	88.48	-48.22
0.00764200	4.46	36.54	0.01	0.00	41.00	88.37	-47.37
0.00772300	3.02	36.46	0.01	0.00	39.48	88.28	-48.79
0.00775000	2.12	36.43	0.01	0.00	38.56	88.25	-49.69
0.00785800	5.46	36.32	0.01	0.00	41.79	88.12	-46.33
0.00795700	2.22	36.23	0.01	0.00	38.46	88.01	-49.55
0.00804700	3.63	36.14	0.01	0.00	39.78	87.91	-48.12
0.00817300	3.01	36.03	0.01	0.00	39.04	87.77	-48.72
0.00820900	5.95	35.99	0.01	0.00	41.95	87.73	-45.77
0.00831700	2.23	35.90	0.01	0.00	38.13	87.61	-49.48
0.00841600	4.44	35.81	0.01	0.00	40.25	87.50	-47.25
0.00850600	4.83	35.72	0.01	0.00	40.56	87.40	-46.84
0.00861400	3.04	35.63	0.01	0.00	38.68	87.29	-48.61
0.00865900	4.10	35.59	0.01	0.00	39.70	87.24	-47.55
0.00877600	2.91	35.49	0.01	0.00	38.41	87.12	-48.72
0.00887500	3.80	35.40	0.01	0.00	39.21	87.02	-47.81
0.00899200	2.39	35.30	0.01	0.00	37.70	86.90	-49.20
0.00907300	1.77	35.24	0.01	0.00	37.01	86.82	-49.81
0.00913600	4.23	35.18	0.01	0.00	39.42	86.76	-47.34
0.00919000	3.89	35.14	0.01	0.00	39.04	86.70	-47.67
0.00929800	2.87	35.05	0.01	0.00	37.93	86.60	-48.67
0.00938800	4.23	34.98	0.01	0.00	39.22	86.51	-47.30
0.00947800	3.54	34.91	0.01	0.00	38.45	86.43	-47.97
0.00963100	2.68	34.78	0.01	0.00	37.47	86.28	-48.81
0.00968500	3.60	34.74	0.01	0.00	38.35	86.23	-47.88
0.00973900	2.83	34.70	0.01	0.00	37.54	86.18	-48.64
0.00986500	3.61	34.60	0.01	0.00	38.22	86.06	-47.84
0.00994600	4.48	34.54	0.01	0.00	39.03	85.99	-46.96

Tested by: Michael Westman  
Printed

Signature

Reviewed by: Gerald V. Anderson  
Printed

Signature

Mode of Operation Key	
#	Description
1	
2	
3	
4	
5	

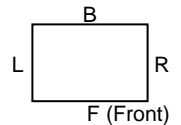
J:\REPORTS\2006\10xx\1038\Rpt\_Docs\2011\1580\1387-RE101-1580-with tab data-mjw-gva.doc

# Radiated Emissions



Test Report #: NC1101387                      Test Area: 3  
 EUT Model #: MIL1580-XXXX                      Date: 14 April, 2011  
 EUT Serial #: None                      EUT Power: 24 VDC                      Temperature: 23 °C  
 Test Method: Mil Std 461F, RE101                      Air Pressure: 99.1 kPa  
 Customer: Lind Electronics                      Relative Humidity: 22 %  
 EUT Description: DC to DC Converter                      Page: 31 of 72

FACE DEFINITION  
(TOP VIEW)



Notes: \_\_\_\_\_

Data File Name: T:\13xx\1387\Data\4-13-11\1378-RE101-1580.ema

Frequency (MHz)	Receiver (dB)	Transducer (dB)	Cable Loss (dB)	Preamplifier (dB)	Final Data (dB)	Limit	Differential (dB)
0.01063000	15.25	34.15	0.01	0.00	49.41	85.39	-35.98
0.01090000	12.97	34.00	0.01	0.00	46.98	85.16	-38.18
0.01180000	15.07	33.54	0.01	0.00	48.62	84.44	-35.82
0.01288000	13.60	33.04	0.01	0.00	46.65	83.65	-37.00
0.01423000	12.65	32.46	0.01	0.00	45.12	82.75	-37.62
0.01468000	13.31	32.28	0.01	0.00	45.61	82.47	-36.86
0.01558000	13.72	31.94	0.01	0.00	45.67	81.93	-36.26
0.01675000	12.01	31.52	0.01	0.00	43.54	81.27	-37.73
0.01747000	9.90	31.28	0.01	0.00	41.19	80.89	-39.70
0.01828000	11.19	31.02	0.01	0.00	42.22	80.48	-38.26
0.01945000	12.47	30.66	0.01	0.00	43.14	79.92	-36.78
0.02008000	11.46	30.48	0.01	0.00	41.95	79.63	-37.68
0.02152000	11.55	30.14	0.01	0.00	41.70	79.01	-37.30
0.02224000	10.50	29.98	0.01	0.00	40.49	78.71	-38.22
0.02260000	11.76	29.90	0.01	0.00	41.67	78.56	-36.89
0.02377000	9.67	29.65	0.01	0.00	39.33	78.11	-38.77
0.02449000	11.46	29.50	0.01	0.00	40.98	77.84	-36.86
0.02557000	10.56	29.29	0.01	0.00	39.86	77.45	-37.58
0.02656000	11.72	29.10	0.01	0.00	40.84	77.10	-36.27
0.02755000	9.75	28.92	0.02	0.00	38.69	76.77	-38.09
0.02854000	9.69	28.75	0.02	0.00	38.45	76.45	-38.00
0.02944000	10.44	28.59	0.02	0.00	39.05	76.17	-37.12
0.02989000	10.07	28.52	0.02	0.00	38.60	76.03	-37.43
0.03151000	10.24	28.41	0.02	0.00	38.67	76.00	-37.33
0.03214000	9.60	28.38	0.02	0.00	38.00	76.00	-38.00
0.03259000	9.62	28.36	0.02	0.00	37.99	76.00	-38.01
0.03412000	10.11	28.28	0.02	0.00	38.40	76.00	-37.60
0.03502000	9.04	28.23	0.02	0.00	37.29	76.00	-38.71
0.03538000	9.18	28.21	0.02	0.00	37.41	76.00	-38.59
0.03682000	8.91	28.14	0.02	0.00	37.07	76.00	-38.93
0.03772000	11.42	28.10	0.02	0.00	39.54	76.00	-36.46
0.03862000	11.90	28.06	0.02	0.00	39.98	76.00	-36.02
0.03898000	11.48	28.04	0.02	0.00	39.54	76.00	-36.46
0.04051000	8.24	28.00	0.02	0.00	36.26	76.00	-39.74

Mode of Operation Key	
#	Description
1	
2	
3	
4	
5	

Tested by: Michael Westman  
Printed

Signature

Reviewed by: Gerald V. Anderson  
Printed

Signature

J:\REPORTS\2006\10xx\1038\Rpt\_Docs\2011\1580\1387-RE101-1580-with tab data-mjw-gva.doc

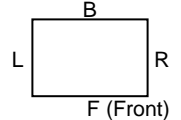
# Radiated Emissions



Test Report #: NC1101387

Test Area: 3

FACE DEFINITION  
(TOP VIEW)



EUT Model #: MIL1580-XXXX

Date: 14 April, 2011

T = Top  
U = Under Side

EUT Serial #: None

EUT Power: 24 VDC

Temperature: 23 °C

Test Method: Mil Std 461F, RE101

Air Pressure: 99.1 kPa

Customer: Lind Electronics

Relative Humidity: 22 %

EUT Description: DC to DC Converter

Page: 32 of 72

Notes: \_\_\_\_\_

Data File Name: T:\13xx\1387\Data\4-13-11\1378-RE101-1580.ema

0.04132000	8.59	28.00	0.02	0.00	36.61	76.00	-39.39
0.04213000	8.38	28.00	0.02	0.00	36.40	76.00	-39.60
0.04321000	9.45	28.00	0.02	0.00	37.47	76.00	-38.53
0.04330000	8.92	28.00	0.02	0.00	36.94	76.00	-39.06
0.04465000	9.10	28.00	0.02	0.00	37.12	76.00	-38.88
0.04573000	10.56	28.00	0.02	0.00	38.58	76.00	-37.42
0.04600000	9.61	28.00	0.02	0.00	37.63	76.00	-38.37
0.04735000	8.37	28.00	0.02	0.00	36.39	76.00	-39.61
0.04780000	8.83	28.00	0.02	0.00	36.85	76.00	-39.15
0.04897000	8.54	28.00	0.02	0.00	36.56	76.00	-39.44
0.04978000	8.86	28.00	0.02	0.00	36.88	76.00	-39.12
0.05086000	9.25	27.97	0.02	0.00	37.24	76.00	-38.76
0.05203000	8.23	27.93	0.02	0.00	36.19	76.00	-39.81
0.05275000	8.29	27.91	0.02	0.00	36.22	76.00	-39.78
0.05329000	8.38	27.90	0.02	0.00	36.30	76.00	-39.70
0.05437000	8.94	27.86	0.02	0.00	36.82	76.00	-39.18
0.05581000	8.45	27.82	0.02	0.00	36.29	76.00	-39.71
0.05626000	9.54	27.81	0.02	0.00	37.37	76.00	-38.63
0.05743000	9.51	27.77	0.02	0.00	37.30	76.00	-38.70
0.05788000	8.70	27.76	0.02	0.00	36.48	76.00	-39.52
0.05932000	8.37	27.72	0.02	0.00	36.11	76.00	-39.89
0.06031000	8.77	27.69	0.02	0.00	36.49	76.00	-39.51
0.06112000	8.84	27.68	0.02	0.00	36.54	76.00	-39.46
0.06193000	10.78	27.66	0.02	0.00	38.46	76.00	-37.54
0.06238000	11.29	27.65	0.02	0.00	38.96	76.00	-37.04
0.06328000	9.29	27.63	0.02	0.00	36.94	76.00	-39.06
0.06472000	9.01	27.60	0.02	0.00	36.64	76.00	-39.36
0.06535000	9.44	27.59	0.02	0.00	37.05	76.00	-38.95
0.06580000	8.57	27.58	0.02	0.00	36.17	76.00	-39.83
0.06724000	8.24	27.55	0.02	0.00	35.82	76.00	-40.18
0.06787000	7.64	27.54	0.02	0.00	35.21	76.00	-40.79
0.06922000	9.91	27.51	0.03	0.00	37.45	76.00	-38.55
0.07021000	7.41	27.50	0.03	0.00	34.94	76.00	-41.06
0.07057000	8.28	27.50	0.03	0.00	35.81	76.00	-40.19
0.07183000	8.35	27.50	0.03	0.00	35.88	76.00	-40.12
0.07219000	7.80	27.50	0.03	0.00	35.33	76.00	-40.67
0.07354000	7.66	27.50	0.03	0.00	35.19	76.00	-40.81
0.07399000	7.35	27.50	0.03	0.00	34.88	76.00	-41.12

Tested by: Michael Westman  
Printed

Signature

Reviewed by: Gerald V. Anderson  
Printed

Signature

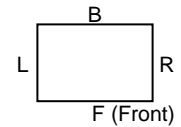
Mode of Operation Key	
#	Description
1	
2	
3	
4	
5	

J:\REPORTS\2006\10xx\1038\Rpt\_Docs\2011\1580\1387-RE101-1580-with tab data-mjw-gva.doc

# Radiated Emissions



America



FACE DEFINITION  
(TOP VIEW)

T = Top  
U = Under Side

Test Report #: NC1101387

Test Area: 3

EUT Model #: MIL1580-XXXX

Date: 14 April, 2011

EUT Serial #: None

EUT Power: 24 VDC

Temperature: 23 °C

Test Method: Mil Std 461F, RE101

Air Pressure: 99.1 kPa

Customer: Lind Electronics

Relative Humidity: 22 %

EUT Description: DC to DC Converter

Page: 33 of 72

Notes: \_\_\_\_\_

Data File Name: T:\13xx\1387\Data\4-13-11\1378-RE101-1580.ema

0.07498000	7.53	27.50	0.03	0.00	35.06	76.00	-40.94
0.07624000	8.15	27.50	0.03	0.00	35.68	76.00	-40.32
0.07732000	8.01	27.50	0.03	0.00	35.54	76.00	-40.46
0.07786000	7.01	27.50	0.03	0.00	34.54	76.00	-41.46
0.07894000	7.72	27.50	0.03	0.00	35.25	76.00	-40.75
0.07957000	7.32	27.50	0.03	0.00	34.85	76.00	-41.15
0.08083000	7.01	27.48	0.03	0.00	34.52	76.00	-41.48
0.08164000	7.32	27.47	0.03	0.00	34.81	76.00	-41.19
0.08227000	8.18	27.45	0.03	0.00	35.66	76.00	-40.34
0.08344000	6.91	27.43	0.03	0.00	34.37	76.00	-41.63
0.08407000	7.34	27.42	0.03	0.00	34.78	76.00	-41.22
0.08524000	8.23	27.39	0.03	0.00	35.65	76.00	-40.35
0.08605000	7.33	27.38	0.03	0.00	34.73	76.00	-41.27
0.08722000	10.20	27.35	0.03	0.00	37.58	76.00	-38.42
0.08776000	7.43	27.34	0.03	0.00	34.80	76.00	-41.20
0.08893000	7.75	27.32	0.03	0.00	35.10	76.00	-40.90
0.08956000	7.83	27.31	0.03	0.00	35.17	76.00	-40.83
0.09037000	8.41	27.30	0.03	0.00	35.74	76.00	-40.26
0.09154000	7.47	27.30	0.03	0.00	34.80	76.00	-41.20
0.09190000	6.83	27.30	0.03	0.00	34.16	76.00	-41.84
0.09352000	6.83	27.30	0.03	0.00	34.16	76.00	-41.84
0.09424000	7.53	27.30	0.03	0.00	34.86	76.00	-41.14
0.09523000	7.58	27.30	0.03	0.00	34.91	76.00	-41.09
0.09622000	7.18	27.30	0.03	0.00	34.51	76.00	-41.49
0.09694000	6.27	27.30	0.03	0.00	33.60	76.00	-42.40
0.09757000	7.02	27.30	0.03	0.00	34.35	76.00	-41.65
0.09892000	8.83	27.30	0.03	0.00	36.16	76.00	-39.84
0.09910000	6.75	27.30	0.03	0.00	34.08	76.00	-41.92

Tested by: Michael Westman  
Printed

Signature

Reviewed by: Gerald V. Anderson  
Printed

Signature

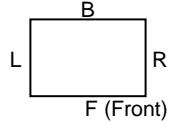
Mode of Operation Key	
#	Description
1	
2	
3	
4	
5	

J:\REPORTS\2006\10xx\1038\Rpt\_Docs\2011\1580\1387-RE101-1580-with tab data-mjw-gva.doc

# Radiated Emissions



America



FACE DEFINITION  
(TOP VIEW)

T = Top  
U = Under Side

Test Report #: NC1101387

Test Area: 3

EUT Model #: MIL1580-XXXX

Date: 14 April, 2011

EUT Serial #: None

EUT Power: 24 VDC

Temperature: 23 °C

Test Method: Mil Std 461F, RE101

Air Pressure: 99.1 kPa

Customer: Lind Electronics

Relative Humidity: 22 %

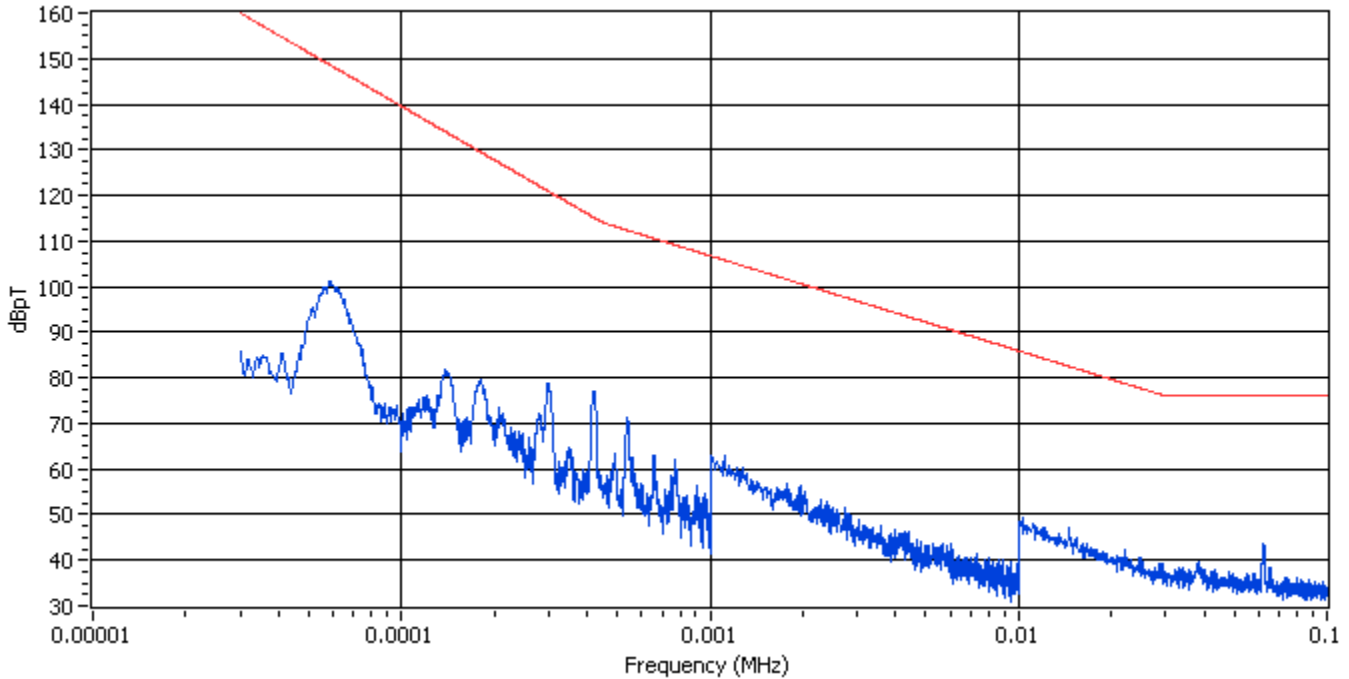
EUT Description: DC to DC Converter

Page: 34 of 72

Notes: \_\_\_\_\_

Data File Name: T:\13xx\1387\Data\4-13-11\1378-RE101-1580.ema

## Subreport Number: 4



Polarity: N/A  
Mode of Operation: Fully OP  
Notes: Back

Tested by: Michael Westman  
Printed

Signature

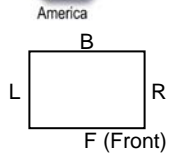
Reviewed by: Gerald V. Anderson  
Printed

Signature

Mode of Operation Key	
#	Description
1	
2	
3	
4	
5	

J:\REPORTS\2006\10xx\1038\Rpt\_Docs\2011\1580\1387-RE101-1580-with tab data-mjw-gva.doc

# Radiated Emissions



Test Report #: NC1101387                      Test Area: 3  
 EUT Model #: MIL1580-XXXX                      Date: 14 April, 2011  
 EUT Serial #: None                      EUT Power: 24 VDC                      Temperature: 23 °C  
 Test Method: Mil Std 461F, RE101                      Air Pressure: 99.1 kPa  
 Customer: Lind Electronics                      Relative Humidity: 22 %  
 EUT Description: DC to DC Converter                      Page: 35 of 72

Notes: \_\_\_\_\_

Data File Name: T:\13xx\1387\Data\4-13-11\1378-RE101-1580.ema

Frequency (MHz)	Receiver (dB)	Transducer (dB)	Cable Loss (dB)	Preamp (dB)	Final Data (dB)	Limit	Differential (dB)
0.00003000	3.37	82.50	0.00	0.00	85.87	160.00	-74.13
0.00003513	3.40	81.17	0.00	0.00	84.57	157.32	-72.75
0.00003648	3.59	80.85	0.00	0.00	84.44	156.68	-72.23
0.00004053	4.11	79.97	0.00	0.00	84.08	154.89	-70.81
0.00004107	5.51	79.86	0.00	0.00	85.37	154.66	-69.30
0.00004593	4.09	78.91	0.00	0.00	83.01	152.77	-69.76
0.00004863	10.98	78.43	0.00	0.00	89.41	151.79	-62.38
0.00005133	17.33	78.00	0.00	0.00	95.33	150.88	-55.55
0.00005403	19.84	77.60	0.00	0.00	97.44	150.01	-52.56
0.00005646	22.45	77.26	0.00	0.00	99.71	149.26	-49.55
0.00005862	24.25	76.97	0.00	0.00	101.22	148.62	-47.40
0.00005997	23.55	76.80	0.00	0.00	100.35	148.23	-47.89
0.00006240	23.12	76.49	0.00	0.00	99.61	147.56	-47.95
0.00006510	20.97	76.16	0.00	0.00	97.13	146.84	-49.71
0.00006780	18.05	75.85	0.00	0.00	93.90	146.15	-52.25
0.00007077	14.27	75.51	0.00	0.00	89.78	145.42	-55.64
0.00007320	12.44	75.25	0.00	0.00	87.69	144.85	-57.16
0.00007590	8.22	74.96	0.00	0.00	83.19	144.23	-61.05
0.00007887	4.31	74.66	0.00	0.00	78.97	143.58	-64.61
0.00008130	1.65	74.43	0.00	0.00	76.08	143.07	-66.99
0.00008400	0.31	74.17	0.00	0.00	74.48	142.51	-68.03
0.00008832	0.59	73.78	0.00	0.00	74.37	141.66	-67.29
0.00009156	0.02	73.49	0.00	0.00	73.51	141.05	-67.53
0.00009345	-0.48	73.33	0.00	0.00	72.85	140.70	-67.85
0.00009669	0.82	73.06	0.00	0.00	73.88	140.12	-66.24
0.00009750	-2.15	73.00	0.00	0.00	70.85	139.98	-69.13
0.00010074	-0.50	72.73	0.00	0.00	72.24	139.42	-67.19
0.00010533	1.06	72.34	0.00	0.00	73.40	138.67	-65.27
0.00010776	1.51	72.14	0.00	0.00	73.65	138.28	-64.63
0.00011046	1.77	71.92	0.00	0.00	73.69	137.86	-64.17
0.00011262	2.74	71.75	0.00	0.00	74.49	137.53	-63.04
0.00011451	3.74	71.60	0.00	0.00	75.34	137.25	-61.90
0.00011829	4.49	71.32	0.00	0.00	75.81	136.70	-60.89
0.00012126	5.15	71.10	0.00	0.00	76.25	136.27	-60.03

Mode of Operation Key	
#	Description
1	
2	
3	
4	
5	

Tested by: Michael Westman  
Printed

Signature

Reviewed by: Gerald V. Anderson  
Printed

Signature

J:\REPORTS\2006\10xx\1038\Rpt\_Docs\2011\1580\1387-RE101-1580-with tab data-mjw-gva.doc

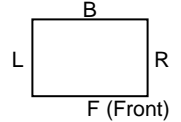
# Radiated Emissions



Test Report #: NC1101387

Test Area: 3

FACE DEFINITION  
(TOP VIEW)



EUT Model #: MIL1580-XXXX

Date: 14 April, 2011

T = Top  
U = Under Side

EUT Serial #: None

EUT Power: 24 VDC

Temperature: 23 °C

Test Method: Mil Std 461F, RE101

Air Pressure: 99.1 kPa

Customer: Lind Electronics

Relative Humidity: 22 %

EUT Description: DC to DC Converter

Page: 36 of 72

Notes: \_\_\_\_\_

Data File Name: T:\13xx\1387\Data\4-13-11\1378-RE101-1580.ema

0.00012342	4.36	70.94	0.00	0.00	75.30	135.97	-60.67
0.00012504	2.45	70.82	0.00	0.00	73.28	135.75	-62.48
0.00012936	2.70	70.52	0.00	0.00	73.23	135.18	-61.95
0.00013125	5.69	70.40	0.00	0.00	76.09	134.93	-58.84
0.00013503	9.26	70.15	0.00	0.00	79.41	134.45	-55.04
0.00013773	10.83	69.97	0.00	0.00	80.80	134.11	-53.31
0.00013908	11.81	69.88	0.00	0.00	81.69	133.95	-52.25
0.00014286	11.32	69.65	0.00	0.00	80.97	133.49	-52.52
0.00014340	10.95	69.61	0.00	0.00	80.56	133.43	-52.86
0.00014610	7.35	69.45	0.00	0.00	76.80	133.11	-56.31
0.00014988	4.91	69.22	0.00	0.00	74.13	132.68	-58.54
0.00015339	1.78	69.02	0.00	0.00	70.80	132.28	-61.48
0.00015582	1.14	68.88	0.00	0.00	70.02	132.01	-61.99
0.00015933	1.44	68.68	0.00	0.00	70.12	131.64	-61.51
0.00016014	2.30	68.64	0.00	0.00	70.94	131.55	-60.61
0.00016392	2.75	68.43	0.00	0.00	71.18	131.15	-59.97
0.00016635	2.09	68.30	0.00	0.00	70.39	130.90	-60.51
0.00016959	3.57	68.13	0.00	0.00	71.70	130.58	-58.87
0.00017256	7.37	67.98	0.00	0.00	75.35	130.28	-54.93
0.00017553	9.76	67.83	0.00	0.00	77.59	129.99	-52.40
0.00017769	11.28	67.72	0.00	0.00	79.00	129.78	-50.78
0.00018012	12.06	67.60	0.00	0.00	79.66	129.55	-49.89
0.00018174	12.05	67.52	0.00	0.00	79.57	129.40	-49.83
0.00018525	9.99	67.35	0.00	0.00	77.34	129.08	-51.74
0.00018687	8.65	67.27	0.00	0.00	75.92	128.93	-53.00
0.00018930	6.43	67.16	0.00	0.00	73.59	128.71	-55.12
0.00019443	4.08	66.92	0.00	0.00	71.00	128.25	-57.25
0.00019524	4.46	66.89	0.00	0.00	71.35	128.18	-56.84
0.00019902	2.64	66.72	0.00	0.00	69.36	127.86	-58.50
0.00020010	3.05	66.67	0.00	0.00	69.72	127.77	-58.05
0.00020361	4.36	66.51	0.00	0.00	70.88	127.47	-56.60
0.00020712	7.03	66.36	0.00	0.00	73.39	127.18	-53.79
0.00020928	5.00	66.27	0.00	0.00	71.27	127.00	-55.73
0.00021198	5.94	66.16	0.00	0.00	72.10	126.79	-54.69
0.00021495	4.97	66.04	0.00	0.00	71.01	126.55	-55.54
0.00021630	3.12	65.98	0.00	0.00	69.10	126.44	-57.34
0.00022116	1.53	65.78	0.00	0.00	67.31	126.07	-58.75
0.00022359	1.35	65.69	0.00	0.00	67.04	125.88	-58.84

Tested by: Michael Westman  
Printed

Signature

Reviewed by: Gerald V. Anderson  
Printed

Signature

Mode of Operation Key	
#	Description
1	
2	
3	
4	
5	

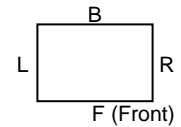
J:\REPORTS\2006\10xx\1038\Rpt\_Docs\2011\1580\1387-RE101-1580-with tab data-mjw-gva.doc



# Radiated Emissions



America



FACE DEFINITION  
(TOP VIEW)

T = Top  
U = Under Side

Test Report #: NC1101387

Test Area: 3

EUT Model #: MIL1580-XXXX

Date: 14 April, 2011

EUT Serial #: None

EUT Power: 24 VDC

Temperature: 23 °C

Test Method: Mil Std 461F, RE101

Air Pressure: 99.1 kPa

Customer: Lind Electronics

Relative Humidity: 22 %

EUT Description: DC to DC Converter

Page: 37 of 72

Notes: \_\_\_\_\_

Data File Name: T:\13xx\1387\Data\4-13-11\1378-RE101-1580.ema

0.00022683	2.29	65.56	0.00	0.00	67.85	125.64	-57.79
0.00022737	3.68	65.54	0.00	0.00	69.22	125.60	-56.38
0.00023007	2.18	65.43	0.00	0.00	67.62	125.40	-57.78
0.00023439	3.14	65.27	0.00	0.00	68.41	125.08	-56.67
0.00023655	-0.50	65.19	0.00	0.00	64.69	124.92	-60.23
0.00024033	2.29	65.05	0.00	0.00	67.34	124.65	-57.31
0.00024087	3.11	65.03	0.00	0.00	68.14	124.62	-56.48
0.00024573	2.20	64.85	0.00	0.00	67.05	124.28	-57.22
0.00024627	2.95	64.83	0.00	0.00	67.78	124.24	-56.46
0.00025113	-0.35	64.66	0.00	0.00	64.31	123.91	-59.59
0.00025140	-0.35	64.65	0.00	0.00	64.31	123.89	-59.58
0.00025545	-1.40	64.52	0.00	0.00	63.12	123.62	-60.49
0.00025842	2.30	64.43	0.00	0.00	66.73	123.42	-56.69
0.00026139	-2.00	64.33	0.00	0.00	62.33	123.23	-60.89
0.00026355	0.52	64.27	0.00	0.00	64.79	123.09	-58.30
0.00026598	0.13	64.19	0.00	0.00	64.32	122.93	-58.61
0.00026976	0.77	64.07	0.00	0.00	64.85	122.69	-57.85
0.00027273	3.63	63.98	0.00	0.00	67.62	122.51	-54.89
0.00027462	5.42	63.93	0.00	0.00	69.35	122.39	-53.04
0.00027813	8.14	63.82	0.00	0.00	71.96	122.17	-50.21
0.00028002	8.42	63.77	0.00	0.00	72.19	122.06	-49.87
0.00028164	7.85	63.72	0.00	0.00	71.57	121.96	-50.39
0.00028380	5.98	63.66	0.00	0.00	69.64	121.83	-52.19
0.00028704	5.65	63.56	0.00	0.00	69.22	121.64	-52.42
0.00029136	8.07	63.44	0.00	0.00	71.51	121.38	-49.87
0.00029433	11.57	63.36	0.00	0.00	74.93	121.21	-46.28
0.00029703	14.81	63.28	0.00	0.00	78.09	121.06	-42.96
0.00029973	15.69	63.21	0.00	0.00	78.90	120.90	-42.00

Tested by: Michael Westman  
Printed

Signature

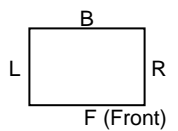
Reviewed by: Gerald V. Anderson  
Printed

Signature

Mode of Operation Key	
#	Description
1	
2	
3	
4	
5	

J:\REPORTS\2006\10xx\1038\Rpt\_Docs\2011\1580\1387-RE101-1580-with tab data-mjw-gva.doc

# Radiated Emissions



Test Report #: NC1101387

Test Area: 3

FACE DEFINITION (TOP VIEW)

EUT Model #: MIL1580-XXXX

Date: 14 April, 2011

T = Top  
U = Under Side

EUT Serial #: None

EUT Power: 24 VDC

Temperature: 23 °C

Test Method: Mil Std 461F, RE101

Air Pressure: 99.1 kPa

Customer: Lind Electronics

Relative Humidity: 22 %

EUT Description: DC to DC Converter

Page: 38 of 72

Notes: \_\_\_\_\_

Data File Name: T:\13xx\1387\Data\4-13-11\1378-RE101-1580.ema

Frequency (MHz)	Receiver (dB)	Transducer (dB)	Cable Loss (dB)	Preamplifier (dB)	Final Data (dB)	Limit	Differential (dB)
0.00030000	15.21	63.20	0.00	0.00	78.41	120.89	-42.48
0.00030700	9.90	63.01	0.00	0.00	72.91	120.50	-47.58
0.00031400	0.04	62.83	0.00	0.00	62.87	120.11	-57.25
0.00032520	-1.15	62.54	0.00	0.00	61.39	119.52	-58.13
0.00033290	-2.07	62.34	0.00	0.00	60.28	119.12	-58.84
0.00033990	-0.60	62.17	0.00	0.00	61.58	118.77	-57.19
0.00034480	1.95	62.06	0.00	0.00	64.01	118.52	-54.52
0.00035110	2.64	61.91	0.00	0.00	64.55	118.22	-53.67
0.00035810	0.89	61.74	0.00	0.00	62.64	117.88	-55.24
0.00036580	-2.00	61.57	0.00	0.00	59.57	117.52	-57.95
0.00037210	-2.43	61.43	0.00	0.00	59.00	117.23	-58.23
0.00038330	-5.49	61.19	0.00	0.00	55.70	116.73	-61.03
0.00038610	-1.20	61.13	0.00	0.00	59.93	116.60	-56.67
0.00039520	-1.87	60.93	0.00	0.00	59.07	116.21	-57.14
0.00040220	-1.36	60.79	0.00	0.00	59.43	115.91	-56.48
0.00041130	8.49	60.61	0.00	0.00	69.10	115.53	-46.43
0.00041830	15.76	60.47	0.00	0.00	76.23	115.24	-39.01
0.00042110	16.59	60.41	0.00	0.00	77.00	115.13	-38.12
0.00042600	13.83	60.32	0.00	0.00	74.15	114.93	-40.78
0.00043370	-0.96	60.17	0.00	0.00	59.21	114.63	-55.42
0.00044210	-1.46	60.01	0.00	0.00	58.55	114.30	-55.75
0.00045330	-3.27	59.81	0.00	0.00	56.54	113.93	-57.40
0.00045960	-2.87	59.69	0.00	0.00	56.82	113.81	-56.98
0.00046590	-1.15	59.58	0.00	0.00	58.43	113.69	-55.25
0.00047430	-3.28	59.43	0.00	0.00	56.16	113.52	-57.37
0.00047780	-0.12	59.37	0.00	0.00	59.26	113.46	-54.20
0.00048760	1.93	59.21	0.00	0.00	61.14	113.27	-52.14
0.00049110	4.38	59.15	0.00	0.00	63.53	113.21	-49.68
0.00049600	0.93	59.07	0.00	0.00	60.00	113.12	-53.12
0.00050720	-4.81	58.88	0.00	0.00	54.07	112.92	-58.84
0.00051490	-3.12	58.76	0.00	0.00	55.64	112.78	-57.14
0.00051700	-5.14	58.72	0.00	0.00	53.58	112.74	-59.16
0.00053030	3.63	58.51	0.00	0.00	62.14	112.51	-50.37
0.00053730	12.52	58.40	0.00	0.00	70.92	112.40	-41.47

Tested by: Michael Westman  
Printed

Signature

Reviewed by: Gerald V. Anderson  
Printed

Signature

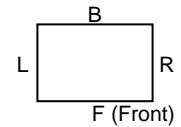
Mode of Operation Key	
#	Description
1	
2	
3	
4	
5	

J:\REPORTS\2006\10xx\1038\Rpt\_Docs\2011\1580\1387-RE101-1580-with tab data-mjw-gva.doc

# Radiated Emissions



America



FACE DEFINITION  
(TOP VIEW)

T = Top  
U = Under Side

Test Report #: NC1101387

Test Area: 3

EUT Model #: MIL1580-XXXX

Date: 14 April, 2011

EUT Serial #: None

EUT Power: 24 VDC

Temperature: 23 °C

Test Method: Mil Std 461F, RE101

Air Pressure: 99.1 kPa

Customer: Lind Electronics

Relative Humidity: 22 %

EUT Description: DC to DC Converter

Page: 39 of 72

Notes: \_\_\_\_\_

Data File Name: T:\13xx\1387\Data\4-13-11\1378-RE101-1580.ema

0.00054080	12.90	58.35	0.00	0.00	71.25	112.34	-41.09
0.00054500	10.23	58.28	0.00	0.00	68.51	112.27	-43.75
0.00055270	2.74	58.17	0.00	0.00	60.91	112.14	-51.23
0.00056110	4.57	58.04	0.00	0.00	62.61	112.00	-49.39
0.00056880	1.16	57.93	0.00	0.00	59.09	111.88	-52.79
0.00057370	-0.39	57.86	0.00	0.00	57.47	111.80	-54.33
0.00058490	-2.10	57.69	0.00	0.00	55.60	111.63	-56.03
0.00059120	-3.69	57.61	0.00	0.00	53.92	111.53	-57.61
0.00060030	-0.66	57.48	0.00	0.00	56.82	111.39	-54.57
0.00060100	-0.49	57.47	0.00	0.00	56.98	111.38	-54.40
0.00060800	-1.19	57.37	0.00	0.00	56.18	111.28	-55.09
0.00061570	-5.35	57.27	0.00	0.00	51.92	111.16	-59.24
0.00062340	-2.62	57.16	0.00	0.00	54.55	111.05	-56.50
0.00063250	-4.76	57.04	0.00	0.00	52.29	110.92	-58.63
0.00063950	-2.82	56.95	0.00	0.00	54.13	110.82	-56.69
0.00064650	-2.98	56.86	0.00	0.00	53.88	110.72	-56.84
0.00065630	5.59	56.74	0.00	0.00	62.33	110.59	-48.26
0.00065910	6.33	56.70	0.00	0.00	63.03	110.55	-47.51
0.00066470	5.59	56.63	0.00	0.00	62.22	110.47	-48.25
0.00067100	0.71	56.55	0.00	0.00	57.26	110.39	-53.12
0.00068150	-2.99	56.42	0.00	0.00	53.43	110.24	-56.81
0.00069130	-4.21	56.30	0.00	0.00	52.10	110.12	-58.02
0.00069200	-4.12	56.30	0.00	0.00	52.18	110.11	-57.93
0.00070390	-5.10	56.15	0.00	0.00	51.06	109.95	-58.90
0.00071230	-2.19	56.06	0.00	0.00	53.87	109.84	-55.97
0.00071580	-0.35	56.02	0.00	0.00	55.67	109.80	-54.13
0.00072000	-0.82	55.97	0.00	0.00	55.15	109.75	-54.59
0.00073330	-4.12	55.82	0.00	0.00	51.70	109.58	-57.88
0.00074030	-0.59	55.74	0.00	0.00	55.16	109.50	-54.34
0.00074660	0.41	55.68	0.00	0.00	56.09	109.42	-53.33
0.00075080	2.82	55.63	0.00	0.00	58.45	109.37	-50.92
0.00075640	-0.30	55.57	0.00	0.00	55.27	109.30	-54.03
0.00076830	4.73	55.44	0.00	0.00	60.18	109.16	-48.98
0.00077320	6.62	55.39	0.00	0.00	62.01	109.10	-47.09
0.00078020	4.55	55.32	0.00	0.00	59.87	109.02	-49.15
0.00078370	1.69	55.28	0.00	0.00	56.97	108.98	-52.01
0.00079630	-2.75	55.15	0.00	0.00	52.40	108.84	-56.43
0.00079700	-3.40	55.14	0.00	0.00	51.75	108.83	-57.08

Tested by: Michael Westman  
Printed

Signature

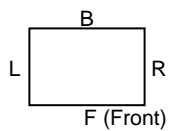
Reviewed by: Gerald V. Anderson  
Printed

Signature

Mode of Operation Key	
#	Description
1	
2	
3	
4	
5	

J:\REPORTS\2006\10xx\1038\Rpt\_Docs\2011\1580\1387-RE101-1580-with tab data-mjw-gva.doc

# Radiated Emissions



Test Report #: NC1101387

Test Area: 3

EUT Model #: MIL1580-XXXX

Date: 14 April, 2011

EUT Serial #: None

EUT Power: 24 VDC

Temperature: 23 °C

Test Method: Mil Std 461F, RE101

Air Pressure: 99.1 kPa

Customer: Lind Electronics

Relative Humidity: 22 %

EUT Description: DC to DC Converter

Page: 40 of 72

Notes: \_\_\_\_\_

Data File Name: T:\13xx\1387\Data\4-13-11\1378-RE101-1580.ema

0.00081030	-4.02	55.01	0.00	0.00	50.99	108.68	-57.69
0.00081730	-2.27	54.94	0.00	0.00	52.67	108.60	-55.93
0.00081940	-1.02	54.92	0.00	0.00	53.90	108.58	-54.68
0.00082570	-1.15	54.86	0.00	0.00	53.71	108.51	-54.80
0.00083830	-0.90	54.73	0.00	0.00	53.84	108.37	-54.53
0.00083900	-0.65	54.73	0.00	0.00	54.08	108.36	-54.28
0.00085160	-2.49	54.61	0.00	0.00	52.12	108.23	-56.11
0.00085300	-3.32	54.59	0.00	0.00	51.27	108.21	-56.94
0.00086000	-5.63	54.53	0.00	0.00	48.90	108.14	-59.24
0.00087120	-5.30	54.42	0.00	0.00	49.12	108.02	-58.90
0.00088030	-4.25	54.34	0.00	0.00	50.09	107.93	-57.84
0.00088590	-3.76	54.29	0.00	0.00	50.53	107.87	-57.34
0.00089430	-0.72	54.21	0.00	0.00	53.49	107.79	-54.30
0.00090130	0.03	54.14	0.00	0.00	54.18	107.72	-53.54
0.00090620	-0.27	54.10	0.00	0.00	53.83	107.67	-53.83
0.00091110	2.38	54.06	0.00	0.00	56.44	107.62	-51.18
0.00091600	-0.45	54.01	0.00	0.00	53.57	107.57	-54.00
0.00092930	-4.84	53.90	0.00	0.00	49.06	107.44	-58.38
0.00093000	-4.92	53.89	0.00	0.00	48.97	107.43	-58.46
0.00093910	-1.61	53.81	0.00	0.00	52.20	107.34	-55.14
0.00095030	-0.19	53.71	0.00	0.00	53.53	107.24	-53.71
0.00095660	-0.02	53.66	0.00	0.00	53.64	107.18	-53.53
0.00096430	1.20	53.60	0.00	0.00	54.80	107.10	-52.31
0.00096500	1.17	53.59	0.00	0.00	54.76	107.10	-52.34
0.00097830	-0.26	53.48	0.00	0.00	53.22	106.97	-53.75
0.00097900	-0.28	53.47	0.00	0.00	53.19	106.97	-53.77
0.00098740	-3.04	53.40	0.00	0.00	50.37	106.89	-56.52
0.00099650	-6.23	53.33	0.00	0.00	47.10	106.81	-59.71

Tested by: Michael Westman  
Printed

Signature

Reviewed by: Gerald V. Anderson  
Printed

Signature

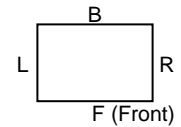
Mode of Operation Key	
#	Description
1	
2	
3	
4	
5	

J:\REPORTS\2006\10xx\1038\Rpt\_Docs\2011\1580\1387-RE101-1580-with tab data-mjw-gva.doc

# Radiated Emissions



America



FACE DEFINITION  
(TOP VIEW)

T = Top  
U = Under Side

Test Report #: NC1101387

Test Area: 3

EUT Model #: MIL1580-XXXX

Date: 14 April, 2011

EUT Serial #: None

EUT Power: 24 VDC

Temperature: 23 °C

Test Method: Mil Std 461F, RE101

Air Pressure: 99.1 kPa

Customer: Lind Electronics

Relative Humidity: 22 %

EUT Description: DC to DC Converter

Page: 41 of 72

Notes: \_\_\_\_\_

Data File Name: T:\13xx\1387\Data\4-13-11\1378-RE101-1580.ema

Frequency (MHz)	Receiver (dB)	Transducer (dB)	Cable Loss (dB)	Preamp (dB)	Final Data (dB)	Limit	Differential (dB)
0.00100000	9.43	53.30	0.00	0.00	62.73	106.77	-44.04
0.00111700	10.56	52.41	0.00	0.00	62.97	105.77	-42.81
0.00122500	8.60	51.66	0.00	0.00	60.26	104.94	-44.68
0.00127000	8.80	51.37	0.00	0.00	60.17	104.61	-44.44
0.00142300	6.96	50.45	0.00	0.00	57.41	103.58	-46.17
0.00145000	6.60	50.30	0.00	0.00	56.90	103.41	-46.51
0.00156700	5.96	49.67	0.00	0.00	55.63	102.71	-47.08
0.00163900	6.54	49.31	0.00	0.00	55.85	102.30	-46.45
0.00178300	8.13	48.63	0.00	0.00	56.76	101.54	-44.78
0.00182800	6.15	48.43	0.00	0.00	54.58	101.32	-46.74
0.00196300	8.34	47.85	0.00	0.00	56.19	100.67	-44.48
0.00201700	7.20	47.63	0.00	0.00	54.83	100.43	-45.59
0.00215200	4.01	47.09	0.00	0.00	51.10	99.84	-48.74
0.00224200	5.12	46.74	0.00	0.00	51.87	99.47	-47.60
0.00229600	6.65	46.54	0.00	0.00	53.20	99.25	-46.06
0.00240400	6.50	46.16	0.00	0.00	52.66	98.84	-46.18
0.00251200	5.76	45.79	0.00	0.00	51.55	98.44	-46.89
0.00259300	5.56	45.52	0.00	0.00	51.09	98.15	-47.07
0.00262900	3.75	45.41	0.00	0.00	49.16	98.03	-48.87
0.00275500	6.29	45.01	0.00	0.00	51.31	97.61	-46.30
0.00283600	5.31	44.77	0.00	0.00	50.09	97.34	-47.26
0.00290800	2.91	44.56	0.00	0.00	47.48	97.12	-49.64
0.00305200	4.75	44.15	0.00	0.00	48.90	96.68	-47.78
0.00314200	3.64	43.89	0.00	0.00	47.54	96.42	-48.88
0.00319600	3.79	43.74	0.00	0.00	47.54	96.26	-48.72
0.00333100	3.51	43.38	0.00	0.00	46.89	95.89	-48.99
0.00336700	3.94	43.28	0.00	0.00	47.23	95.79	-48.56
0.00346600	2.86	43.03	0.00	0.00	45.89	95.53	-49.64
0.00359200	4.66	42.71	0.00	0.00	47.38	95.20	-47.83
0.00362800	2.17	42.63	0.00	0.00	44.80	95.11	-50.31
0.00378100	3.02	42.26	0.01	0.00	45.29	94.74	-49.45
0.00384400	3.54	42.12	0.01	0.00	45.66	94.59	-48.93
0.00396100	4.75	41.85	0.01	0.00	46.61	94.32	-47.71
0.00397000	5.07	41.83	0.01	0.00	46.91	94.30	-47.39

Tested by: Michael Westman  
Printed

Signature

Reviewed by: Gerald V. Anderson  
Printed

Signature

Mode of Operation Key	
#	Description
1	
2	
3	
4	
5	

J:\REPORTS\2006\10xx\1038\Rpt\_Docs\2011\1580\1387-RE101-1580-with tab data-mjw-gva.doc

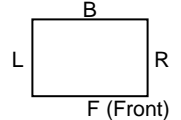
# Radiated Emissions



Test Report #: NC1101387

Test Area: 3

FACE DEFINITION  
(TOP VIEW)



EUT Model #: MIL1580-XXXX

Date: 14 April, 2011

T = Top  
U = Under Side

EUT Serial #: None

EUT Power: 24 VDC

Temperature: 23 °C

Test Method: Mil Std 461F, RE101

Air Pressure: 99.1 kPa

Customer: Lind Electronics

Relative Humidity: 22 %

EUT Description: DC to DC Converter

Page: 42 of 72

Notes: \_\_\_\_\_

Data File Name: T:\13xx\1387\Data\4-13-11\1378-RE101-1580.ema

0.00413200	4.49	41.48	0.01	0.00	45.98	93.94	-47.96
0.00415900	3.89	41.42	0.01	0.00	45.32	93.88	-48.56
0.00425800	4.82	41.22	0.01	0.00	46.04	93.67	-47.63
0.00438400	5.48	40.96	0.01	0.00	46.44	93.40	-46.96
0.00443800	4.28	40.85	0.01	0.00	45.14	93.29	-48.16
0.00454600	3.03	40.64	0.01	0.00	43.67	93.07	-49.40
0.00466300	4.26	40.41	0.01	0.00	44.68	92.84	-48.16
0.00469900	4.24	40.35	0.01	0.00	44.59	92.77	-48.18
0.00479800	3.83	40.16	0.01	0.00	44.00	92.59	-48.59
0.00495100	3.09	39.89	0.01	0.00	42.98	92.30	-49.32
0.00496000	2.45	39.87	0.01	0.00	42.33	92.28	-49.96
0.00506800	3.38	39.70	0.01	0.00	43.08	92.09	-49.01
0.00514900	1.51	39.57	0.01	0.00	41.09	91.95	-50.86
0.00530200	2.48	39.35	0.01	0.00	41.83	91.68	-49.85
0.00532000	4.10	39.32	0.01	0.00	43.43	91.65	-48.22
0.00547300	3.44	39.10	0.01	0.00	42.55	91.39	-48.85
0.00552700	3.72	39.03	0.01	0.00	42.75	91.31	-48.55
0.00565300	4.68	38.85	0.01	0.00	43.54	91.10	-47.56
0.00570700	4.90	38.78	0.01	0.00	43.68	91.02	-47.33
0.00584200	4.51	38.60	0.01	0.00	43.11	90.80	-47.69
0.00589600	4.03	38.53	0.01	0.00	42.56	90.72	-48.16
0.00598600	3.51	38.41	0.01	0.00	41.93	90.58	-48.66
0.00605800	5.38	38.32	0.01	0.00	43.70	90.48	-46.77
0.00614800	4.21	38.20	0.01	0.00	42.42	90.34	-47.92
0.00628300	2.59	38.04	0.01	0.00	40.63	90.15	-49.51
0.00634600	2.50	37.96	0.01	0.00	40.46	90.06	-49.59
0.00644500	3.27	37.84	0.01	0.00	41.12	89.92	-48.80
0.00657100	2.19	37.69	0.01	0.00	39.89	89.74	-49.85
0.00662500	1.66	37.63	0.01	0.00	39.29	89.67	-50.37
0.00673300	3.14	37.50	0.01	0.00	40.65	89.52	-48.87
0.00678700	2.76	37.44	0.01	0.00	40.21	89.45	-49.24
0.00685900	3.17	37.36	0.01	0.00	40.53	89.35	-48.82
0.00700300	3.46	37.20	0.01	0.00	40.66	89.16	-48.50
0.00703000	2.54	37.17	0.01	0.00	39.71	89.13	-49.41
0.00712900	1.98	37.06	0.01	0.00	39.05	89.00	-49.95
0.00727300	3.84	36.91	0.01	0.00	40.76	88.82	-48.06
0.00735400	4.62	36.83	0.01	0.00	41.45	88.72	-47.27
0.00743500	2.41	36.74	0.01	0.00	39.16	88.62	-49.46

Tested by: Michael Westman  
Printed

Signature

Reviewed by: Gerald V. Anderson  
Printed

Signature

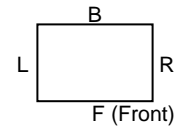
Mode of Operation Key	
#	Description
1	
2	
3	
4	
5	

J:\REPORTS\2006\10xx\1038\Rpt\_Docs\2011\1580\1387-RE101-1580-with tab data-mjw-gva.doc

# Radiated Emissions



America



FACE DEFINITION  
(TOP VIEW)

T = Top  
U = Under Side

Test Report #: NC1101387

Test Area: 3

EUT Model #: MIL1580-XXXX

Date: 14 April, 2011

EUT Serial #: None

EUT Power: 24 VDC

Temperature: 23 °C

Test Method: Mil Std 461F, RE101

Air Pressure: 99.1 kPa

Customer: Lind Electronics

Relative Humidity: 22 %

EUT Description: DC to DC Converter

Page: 43 of 72

Notes: \_\_\_\_\_

Data File Name: T:\13xx\1387\Data\4-13-11\1378-RE101-1580.ema

0.00753400	2.17	36.64	0.01	0.00	38.82	88.50	-49.68
0.00761500	2.41	36.56	0.01	0.00	38.98	88.41	-49.43
0.00771400	1.41	36.46	0.01	0.00	37.88	88.29	-50.41
0.00775000	3.72	36.43	0.01	0.00	40.16	88.25	-48.09
0.00788500	3.32	36.30	0.01	0.00	39.63	88.09	-48.46
0.00793000	2.02	36.26	0.01	0.00	38.28	88.04	-49.76
0.00808300	4.26	36.11	0.01	0.00	40.38	87.87	-47.49
0.00819100	2.62	36.01	0.01	0.00	38.64	87.75	-49.11
0.00828100	3.83	35.93	0.01	0.00	39.77	87.65	-47.88
0.00831700	2.33	35.90	0.01	0.00	38.23	87.61	-49.38
0.00838000	2.33	35.84	0.01	0.00	38.18	87.54	-49.36
0.00848800	3.27	35.74	0.01	0.00	39.02	87.42	-48.40
0.00861400	4.26	35.63	0.01	0.00	39.90	87.29	-47.39
0.00873100	3.00	35.53	0.01	0.00	38.54	87.17	-48.63
0.00874900	3.32	35.51	0.01	0.00	38.84	87.15	-48.31
0.00885700	1.98	35.42	0.01	0.00	37.41	87.04	-49.63
0.00893800	4.57	35.35	0.01	0.00	39.93	86.96	-47.03
0.00903700	1.28	35.27	0.01	0.00	36.55	86.86	-50.30
0.00911800	1.69	35.20	0.01	0.00	36.90	86.78	-49.88
0.00924400	3.57	35.10	0.01	0.00	38.67	86.65	-47.98
0.00931600	3.28	35.04	0.01	0.00	38.32	86.58	-48.26
0.00945100	4.60	34.93	0.01	0.00	39.54	86.45	-46.92
0.00946900	1.75	34.91	0.01	0.00	36.67	86.43	-49.76
0.00956800	2.33	34.83	0.01	0.00	37.17	86.34	-49.17
0.00964000	2.15	34.78	0.01	0.00	36.94	86.27	-49.34
0.00979300	2.46	34.66	0.01	0.00	37.13	86.13	-49.00
0.00982900	4.59	34.63	0.01	0.00	39.23	86.10	-46.87
0.00997300	3.75	34.52	0.01	0.00	38.28	85.96	-47.69

Tested by: Michael Westman  
Printed

Signature

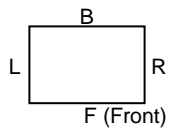
Reviewed by: Gerald V. Anderson  
Printed

Signature

Mode of Operation Key	
#	Description
1	
2	
3	
4	
5	

J:\REPORTS\2006\10xx\1038\Rpt\_Docs\2011\1580\1387-RE101-1580-with tab data-mjw-gva.doc

# Radiated Emissions



Test Report #: NC1101387

Test Area: 3

EUT Model #: MIL1580-XXXX

Date: 14 April, 2011

EUT Serial #: None

EUT Power: 24 VDC

Temperature: 23 °C

Test Method: Mil Std 461F, RE101

Air Pressure: 99.1 kPa

Customer: Lind Electronics

Relative Humidity: 22 %

EUT Description: DC to DC Converter

Page: 44 of 72

Notes: \_\_\_\_\_

Data File Name: T:\13xx\1387\Data\4-13-11\1378-RE101-1580.ema

Frequency (MHz)	Receiver (dB)	Transducer (dB)	Cable Loss (dB)	Preamp (dB)	Final Data (dB)	Limit	Differential (dB)
0.01027000	15.11	34.35	0.01	0.00	49.47	85.70	-36.23
0.01117000	14.13	33.86	0.01	0.00	48.00	84.94	-36.94
0.01216000	13.81	33.37	0.01	0.00	47.19	84.17	-36.98
0.01324000	12.18	32.88	0.01	0.00	45.07	83.40	-38.33
0.01360000	12.95	32.73	0.01	0.00	45.69	83.16	-37.47
0.01459000	15.00	32.32	0.01	0.00	47.33	82.52	-35.19
0.01540000	12.89	32.01	0.01	0.00	44.91	82.03	-37.12
0.01675000	11.90	31.52	0.01	0.00	43.43	81.27	-37.84
0.01783000	11.22	31.16	0.01	0.00	42.39	80.71	-38.31
0.01873000	10.95	30.88	0.01	0.00	41.84	80.26	-38.42
0.01927000	10.55	30.71	0.01	0.00	41.28	80.01	-38.73
0.02071000	9.98	30.33	0.01	0.00	40.32	79.35	-39.03
0.02098000	10.63	30.26	0.01	0.00	40.91	79.24	-38.33
0.02206000	12.08	30.02	0.01	0.00	42.11	78.78	-36.67
0.02305000	10.16	29.80	0.01	0.00	39.97	78.38	-38.41
0.02359000	9.30	29.69	0.01	0.00	39.00	78.17	-39.18
0.02485000	11.09	29.43	0.01	0.00	40.53	77.70	-37.17
0.02548000	10.30	29.31	0.01	0.00	39.62	77.48	-37.86
0.02665000	8.94	29.08	0.01	0.00	38.04	77.07	-39.03
0.02773000	9.62	28.89	0.02	0.00	38.52	76.71	-38.19
0.02854000	10.26	28.75	0.02	0.00	39.02	76.45	-37.43
0.02962000	10.75	28.56	0.02	0.00	39.33	76.12	-36.79
0.03016000	8.42	28.49	0.02	0.00	36.93	76.00	-39.07
0.03070000	8.51	28.46	0.02	0.00	36.99	76.00	-39.01
0.03205000	9.49	28.39	0.02	0.00	37.89	76.00	-38.11
0.03313000	10.03	28.33	0.02	0.00	38.37	76.00	-37.63
0.03403000	9.99	28.28	0.02	0.00	38.29	76.00	-37.71
0.03448000	9.35	28.26	0.02	0.00	37.63	76.00	-38.37
0.03583000	9.54	28.19	0.02	0.00	37.75	76.00	-38.25
0.03637000	9.17	28.17	0.02	0.00	37.35	76.00	-38.65
0.03781000	11.15	28.10	0.02	0.00	39.27	76.00	-36.73
0.03853000	11.65	28.07	0.02	0.00	39.73	76.00	-36.27
0.03880000	10.42	28.05	0.02	0.00	38.49	76.00	-37.51
0.04015000	9.77	28.00	0.02	0.00	37.79	76.00	-38.21

Tested by: Michael Westman  
Printed

Signature

Reviewed by: Gerald V. Anderson  
Printed

Signature

Mode of Operation Key	
#	Description
1	
2	
3	
4	
5	

J:\REPORTS\2006\10xx\1038\Rpt\_Docs\2011\1580\1387-RE101-1580-with tab data-mjw-gva.doc



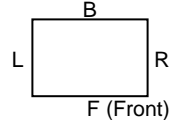
# Radiated Emissions



Test Report #: NC1101387

Test Area: 3

FACE DEFINITION  
(TOP VIEW)



EUT Model #: MIL1580-XXXX

Date: 14 April, 2011

T = Top  
U = Under Side

EUT Serial #: None

EUT Power: 24 VDC

Temperature: 23 °C

Test Method: Mil Std 461F, RE101

Air Pressure: 99.1 kPa

Customer: Lind Electronics

Relative Humidity: 22 %

EUT Description: DC to DC Converter

Page: 45 of 72

Notes: \_\_\_\_\_

Data File Name: T:\13xx\1387\Data\4-13-11\1378-RE101-1580.ema

0.04069000	8.54	28.00	0.02	0.00	36.56	76.00	-39.44
0.04231000	9.32	28.00	0.02	0.00	37.34	76.00	-38.66
0.04258000	9.25	28.00	0.02	0.00	37.27	76.00	-38.73
0.04357000	9.94	28.00	0.02	0.00	37.96	76.00	-38.04
0.04492000	7.54	28.00	0.02	0.00	35.56	76.00	-40.44
0.04528000	8.03	28.00	0.02	0.00	36.05	76.00	-39.95
0.04636000	8.30	28.00	0.02	0.00	36.32	76.00	-39.68
0.04708000	7.57	28.00	0.02	0.00	35.59	76.00	-40.41
0.04807000	9.60	28.00	0.02	0.00	37.62	76.00	-38.38
0.04897000	8.40	28.00	0.02	0.00	36.42	76.00	-39.58
0.04978000	9.15	28.00	0.02	0.00	37.17	76.00	-38.83
0.05113000	8.07	27.96	0.02	0.00	36.05	76.00	-39.95
0.05167000	7.55	27.95	0.02	0.00	35.52	76.00	-40.48
0.05275000	7.96	27.91	0.02	0.00	35.89	76.00	-40.11
0.05401000	8.18	27.87	0.02	0.00	36.08	76.00	-39.92
0.05410000	7.87	27.87	0.02	0.00	35.76	76.00	-40.24
0.05527000	9.08	27.84	0.02	0.00	36.94	76.00	-39.06
0.05590000	8.68	27.82	0.02	0.00	36.52	76.00	-39.48
0.05752000	9.36	27.77	0.02	0.00	37.15	76.00	-38.85
0.05806000	9.36	27.75	0.02	0.00	37.14	76.00	-38.86
0.05860000	6.52	27.74	0.02	0.00	34.28	76.00	-41.72
0.05986000	8.01	27.70	0.02	0.00	35.74	76.00	-40.26
0.06103000	8.98	27.68	0.02	0.00	36.68	76.00	-39.32
0.06211000	15.58	27.66	0.02	0.00	43.26	76.00	-32.74
0.06229000	15.88	27.65	0.02	0.00	43.56	76.00	-32.44
0.06310000	11.80	27.63	0.02	0.00	39.46	76.00	-36.54
0.06463000	10.87	27.60	0.02	0.00	38.50	76.00	-37.50
0.06544000	10.66	27.59	0.02	0.00	38.27	76.00	-37.73
0.06598000	7.40	27.58	0.02	0.00	35.00	76.00	-41.00
0.06688000	8.15	27.56	0.02	0.00	35.73	76.00	-40.27
0.06841000	7.51	27.53	0.03	0.00	35.06	76.00	-40.94
0.06850000	7.50	27.53	0.03	0.00	35.05	76.00	-40.95
0.06985000	6.90	27.50	0.03	0.00	34.43	76.00	-41.57
0.07048000	7.29	27.50	0.03	0.00	34.82	76.00	-41.18
0.07192000	7.62	27.50	0.03	0.00	35.15	76.00	-40.85
0.07282000	8.01	27.50	0.03	0.00	35.54	76.00	-40.46
0.07327000	8.42	27.50	0.03	0.00	35.95	76.00	-40.05
0.07399000	8.64	27.50	0.03	0.00	36.17	76.00	-39.83

Tested by: Michael Westman  
Printed

Signature

Reviewed by: Gerald V. Anderson  
Printed

Signature

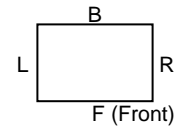
Mode of Operation Key	
#	Description
1	
2	
3	
4	
5	

J:\REPORTS\2006\10xx\1038\Rpt\_Docs\2011\1580\1387-RE101-1580-with tab data-mjw-gva.doc

# Radiated Emissions



America



FACE DEFINITION  
(TOP VIEW)

T = Top  
U = Under Side

Test Report #: NC1101387

Test Area: 3

EUT Model #: MIL1580-XXXX

Date: 14 April, 2011

EUT Serial #: None

EUT Power: 24 VDC

Temperature: 23 °C

Test Method: Mil Std 461F, RE101

Air Pressure: 99.1 kPa

Customer: Lind Electronics

Relative Humidity: 22 %

EUT Description: DC to DC Converter

Page: 46 of 72

Notes: \_\_\_\_\_

Data File Name: T:\13xx\1387\Data\4-13-11\1378-RE101-1580.ema

0.07507000	8.27	27.50	0.03	0.00	35.80	76.00	-40.20
0.07651000	7.14	27.50	0.03	0.00	34.67	76.00	-41.33
0.07669000	7.39	27.50	0.03	0.00	34.92	76.00	-41.08
0.07795000	7.36	27.50	0.03	0.00	34.89	76.00	-41.11
0.07921000	7.39	27.50	0.03	0.00	34.92	76.00	-41.08
0.07993000	8.48	27.50	0.03	0.00	36.01	76.00	-39.99
0.08065000	7.12	27.49	0.03	0.00	34.63	76.00	-41.37
0.08128000	7.03	27.47	0.03	0.00	34.53	76.00	-41.47
0.08200000	8.02	27.46	0.03	0.00	35.51	76.00	-40.49
0.08344000	7.86	27.43	0.03	0.00	35.32	76.00	-40.68
0.08380000	6.93	27.42	0.03	0.00	34.38	76.00	-41.62
0.08542000	7.26	27.39	0.03	0.00	34.68	76.00	-41.32
0.08605000	7.37	27.38	0.03	0.00	34.77	76.00	-41.23
0.08722000	8.16	27.35	0.03	0.00	35.54	76.00	-40.46
0.08758000	8.30	27.35	0.03	0.00	35.67	76.00	-40.33
0.08893000	7.10	27.32	0.03	0.00	34.45	76.00	-41.55
0.08992000	6.64	27.30	0.03	0.00	33.97	76.00	-42.03
0.09037000	7.18	27.30	0.03	0.00	34.51	76.00	-41.49
0.09163000	8.02	27.30	0.03	0.00	35.35	76.00	-40.65
0.09262000	7.11	27.30	0.03	0.00	34.44	76.00	-41.56
0.09307000	6.80	27.30	0.03	0.00	34.13	76.00	-41.87
0.09406000	7.26	27.30	0.03	0.00	34.59	76.00	-41.41
0.09478000	7.30	27.30	0.03	0.00	34.63	76.00	-41.37
0.09622000	6.72	27.30	0.03	0.00	34.05	76.00	-41.95
0.09649000	8.11	27.30	0.03	0.00	35.44	76.00	-40.56
0.09757000	6.08	27.30	0.03	0.00	33.41	76.00	-42.59
0.09874000	6.99	27.30	0.03	0.00	34.32	76.00	-41.68
0.09910000	7.00	27.30	0.03	0.00	34.33	76.00	-41.67

Tested by: Michael Westman  
Printed

Signature

Reviewed by: Gerald V. Anderson  
Printed

Signature

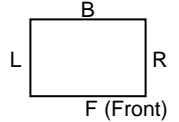
Mode of Operation Key	
#	Description
1	
2	
3	
4	
5	

J:\REPORTS\2006\10xx\1038\Rpt\_Docs\2011\1580\1387-RE101-1580-with tab data-mjw-gva.doc

# Radiated Emissions



America



FACE DEFINITION  
(TOP VIEW)

T = Top  
U = Under Side

Test Report #: NC1101387

Test Area: 3

EUT Model #: MIL1580-XXXX

Date: 14 April, 2011

EUT Serial #: None

EUT Power: 24 VDC

Temperature: 23 °C

Test Method: Mil Std 461F, RE101

Air Pressure: 99.1 kPa

Customer: Lind Electronics

Relative Humidity: 22 %

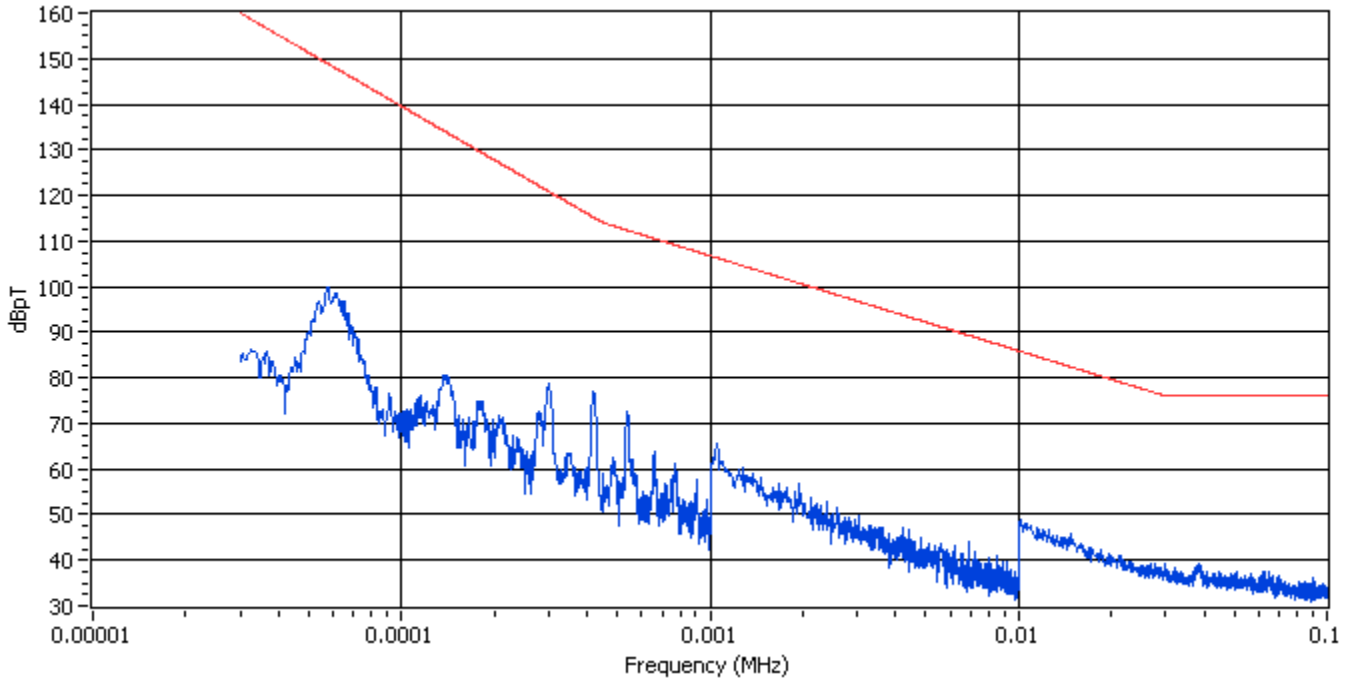
EUT Description: DC to DC Converter

Page: 47 of 72

Notes: \_\_\_\_\_

Data File Name: T:\13xx\1387\Data\4-13-11\1378-RE101-1580.ema

## Subreport Number: 5



Polarity: N/A  
Mode of Operation: Fully OP  
Notes: Left

Tested by: Michael Westman  
Printed

*Michael Westman*  
Signature

Reviewed by: Gerald V. Anderson  
Printed

*Gerald V. Anderson*  
Signature

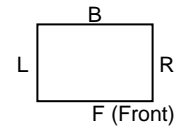
Mode of Operation Key	
#	Description
1	
2	
3	
4	
5	

J:\REPORTS\2006\10xx\1038\Rpt\_Docs\2011\1580\1387-RE101-1580-with tab data-mjw-gva.doc

# Radiated Emissions



America



FACE DEFINITION  
(TOP VIEW)

T = Top  
U = Under Side

Test Report #: NC1101387

Test Area: 3

EUT Model #: MIL1580-XXXX

Date: 14 April, 2011

EUT Serial #: None

EUT Power: 24 VDC

Temperature: 23 °C

Test Method: Mil Std 461F, RE101

Air Pressure: 99.1 kPa

Customer: Lind Electronics

Relative Humidity: 22 %

EUT Description: DC to DC Converter

Page: 48 of 72

Notes: \_\_\_\_\_

Data File Name: T:\13xx\1387\Data\4-13-11\1378-RE101-1580.ema

Frequency (MHz)	Receiver (dB)	Transducer (dB)	Cable Loss (dB)	Preamplifier (dB)	Final Data (dB)	Limit	Differential (dB)
0.00003243	4.08	81.84	0.00	0.00	85.92	158.68	-72.75
0.00003351	4.21	81.57	0.00	0.00	85.78	158.12	-72.34
0.00003648	5.01	80.85	0.00	0.00	85.86	156.68	-70.81
0.00003810	2.94	80.49	0.00	0.00	83.43	155.94	-72.51
0.00004107	-0.35	79.86	0.00	0.00	79.51	154.66	-75.16
0.00004539	5.40	79.01	0.00	0.00	84.41	152.97	-68.55
0.00004863	8.49	78.43	0.00	0.00	86.92	151.79	-64.87
0.00005133	14.85	78.00	0.00	0.00	92.85	150.88	-58.03
0.00005403	19.31	77.60	0.00	0.00	96.91	150.01	-53.09
0.00005673	20.95	77.22	0.00	0.00	98.17	149.18	-51.00
0.00005781	22.88	77.08	0.00	0.00	99.96	148.86	-48.90
0.00006186	22.03	76.56	0.00	0.00	98.59	147.71	-49.12
0.00006483	20.22	76.19	0.00	0.00	96.41	146.91	-50.50
0.00006510	20.51	76.16	0.00	0.00	96.67	146.84	-50.17
0.00006888	15.77	75.72	0.00	0.00	91.50	145.88	-54.39
0.00007050	14.32	75.54	0.00	0.00	89.86	145.49	-55.62
0.00007401	9.69	75.16	0.00	0.00	84.85	144.66	-59.81
0.00007590	8.05	74.96	0.00	0.00	83.02	144.23	-61.22
0.00007941	3.49	74.61	0.00	0.00	78.10	143.46	-65.36
0.00008292	3.50	74.27	0.00	0.00	77.77	142.73	-64.96
0.00008643	-1.25	73.94	0.00	0.00	72.70	142.03	-69.33
0.00008697	-0.78	73.90	0.00	0.00	73.12	141.92	-68.80
0.00009129	3.06	73.52	0.00	0.00	76.58	141.10	-64.52
0.00009210	0.09	73.45	0.00	0.00	73.54	140.95	-67.41
0.00009534	-0.63	73.17	0.00	0.00	72.55	140.36	-67.81
0.00009912	-0.62	72.87	0.00	0.00	72.25	139.70	-67.45
0.00010209	-0.10	72.62	0.00	0.00	72.52	139.20	-66.68
0.00010452	0.70	72.41	0.00	0.00	73.11	138.80	-65.69
0.00010668	0.67	72.23	0.00	0.00	72.90	138.45	-65.55
0.00010884	-0.19	72.05	0.00	0.00	71.86	138.11	-66.25
0.00011316	3.34	71.71	0.00	0.00	75.05	137.45	-62.40
0.00011505	4.34	71.56	0.00	0.00	75.90	137.17	-61.27
0.00011694	2.14	71.42	0.00	0.00	73.56	136.89	-63.33
0.00012072	3.80	71.14	0.00	0.00	74.94	136.35	-61.41

Tested by: Michael Westman  
Printed

Signature

Reviewed by: Gerald V. Anderson  
Printed

Signature

Mode of Operation Key	
#	Description
1	
2	
3	
4	
5	

J:\REPORTS\2006\10xx\1038\Rpt\_Docs\2011\1580\1387-RE101-1580-with tab data-mjw-gva.doc

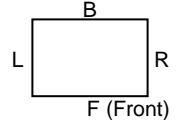
# Radiated Emissions



Test Report #: NC1101387

Test Area: 3

FACE DEFINITION  
(TOP VIEW)



EUT Model #: MIL1580-XXXX

Date: 14 April, 2011

T = Top  
U = Under Side

EUT Serial #: None

EUT Power: 24 VDC

Temperature: 23 °C

Test Method: Mil Std 461F, RE101

Air Pressure: 99.1 kPa

Customer: Lind Electronics

Relative Humidity: 22 %

EUT Description: DC to DC Converter

Page: 49 of 72

Notes: \_\_\_\_\_

Data File Name: T:\13xx\1387\Data\4-13-11\1378-RE101-1580.ema

0.00012180	1.99	71.06	0.00	0.00	73.05	136.20	-63.15
0.00012693	3.13	70.69	0.00	0.00	73.82	135.50	-61.68
0.00012963	3.25	70.51	0.00	0.00	73.76	135.14	-61.38
0.00013233	6.36	70.32	0.00	0.00	76.68	134.79	-58.11
0.00013449	7.74	70.18	0.00	0.00	77.92	134.52	-56.59
0.00013638	10.25	70.06	0.00	0.00	80.31	134.28	-53.97
0.00013935	10.57	69.87	0.00	0.00	80.44	133.91	-53.47
0.00014259	10.24	69.66	0.00	0.00	79.90	133.52	-53.62
0.00014340	9.17	69.61	0.00	0.00	78.78	133.43	-54.64
0.00014637	7.64	69.43	0.00	0.00	77.07	133.08	-56.00
0.00014880	2.71	69.29	0.00	0.00	72.00	132.80	-60.80
0.00015258	2.51	69.06	0.00	0.00	71.58	132.37	-60.80
0.00015582	-2.26	68.88	0.00	0.00	66.62	132.01	-65.39
0.00015771	2.04	68.77	0.00	0.00	70.81	131.81	-61.00
0.00016149	-0.23	68.56	0.00	0.00	68.33	131.41	-63.07
0.00016473	1.50	68.39	0.00	0.00	69.89	131.07	-61.18
0.00016608	2.80	68.32	0.00	0.00	71.12	130.93	-59.82
0.00017013	2.50	68.10	0.00	0.00	70.60	130.52	-59.92
0.00017040	2.50	68.09	0.00	0.00	70.59	130.50	-59.91
0.00017553	5.34	67.83	0.00	0.00	73.17	129.99	-56.82
0.00017688	7.02	67.76	0.00	0.00	74.78	129.86	-55.08
0.00017985	7.18	67.61	0.00	0.00	74.79	129.58	-54.79
0.00018309	7.31	67.45	0.00	0.00	74.76	129.28	-54.51
0.00018390	6.41	67.41	0.00	0.00	73.83	129.20	-55.37
0.00018660	4.03	67.29	0.00	0.00	71.32	128.95	-57.64
0.00019038	3.39	67.11	0.00	0.00	70.50	128.61	-58.11
0.00019200	2.27	67.03	0.00	0.00	69.30	128.47	-59.16
0.00019713	4.15	66.80	0.00	0.00	70.95	128.02	-57.07
0.00019740	4.10	66.79	0.00	0.00	70.89	128.00	-57.11
0.00020226	2.06	66.57	0.00	0.00	68.63	127.58	-58.95
0.00020388	3.34	66.50	0.00	0.00	69.84	127.45	-57.60
0.00020685	5.14	66.37	0.00	0.00	71.52	127.20	-55.69
0.00021036	4.62	66.23	0.00	0.00	70.85	126.92	-56.07
0.00021279	4.87	66.12	0.00	0.00	71.00	126.72	-55.73
0.00021387	5.38	66.08	0.00	0.00	71.46	126.64	-55.17
0.00021711	3.80	65.95	0.00	0.00	69.75	126.38	-56.63
0.00022062	0.59	65.81	0.00	0.00	66.40	126.11	-59.71
0.00022359	-1.38	65.69	0.00	0.00	64.31	125.88	-61.57

Tested by: Michael Westman  
Printed

Signature

Reviewed by: Gerald V. Anderson  
Printed

Signature

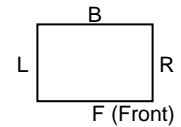
Mode of Operation Key	
#	Description
1	
2	
3	
4	
5	

J:\REPORTS\2006\10xx\1038\Rpt\_Docs\2011\1580\1387-RE101-1580-with tab data-mjw-gva.doc

# Radiated Emissions



America



FACE DEFINITION  
(TOP VIEW)

T = Top  
U = Under Side

Test Report #: NC1101387

Test Area: 3

EUT Model #: MIL1580-XXXX

Date: 14 April, 2011

EUT Serial #: None

EUT Power: 24 VDC

Temperature: 23 °C

Test Method: Mil Std 461F, RE101

Air Pressure: 99.1 kPa

Customer: Lind Electronics

Relative Humidity: 22 %

EUT Description: DC to DC Converter

Page: 50 of 72

Notes: \_\_\_\_\_

Data File Name: T:\13xx\1387\Data\4-13-11\1378-RE101-1580.ema

0.00022548	-1.40	65.61	0.00	0.00	64.21	125.74	-61.52
0.00022872	2.01	65.49	0.00	0.00	67.50	125.50	-58.00
0.00023061	-1.12	65.41	0.00	0.00	64.29	125.36	-61.06
0.00023412	-1.95	65.28	0.00	0.00	63.33	125.10	-61.77
0.00023574	1.80	65.22	0.00	0.00	67.02	124.98	-57.96
0.00023817	1.08	65.13	0.00	0.00	66.21	124.81	-58.60
0.00024114	1.55	65.02	0.00	0.00	66.57	124.60	-58.03
0.00024438	-0.14	64.90	0.00	0.00	64.76	124.37	-59.61
0.00024681	-0.64	64.81	0.00	0.00	64.17	124.20	-60.03
0.00024870	-1.65	64.75	0.00	0.00	63.10	124.07	-60.98
0.00025383	-1.95	64.57	0.00	0.00	62.63	123.73	-61.10
0.00025437	-0.78	64.56	0.00	0.00	63.78	123.69	-59.91
0.00025734	-2.48	64.46	0.00	0.00	61.98	123.49	-61.51
0.00026031	-4.18	64.37	0.00	0.00	60.19	123.30	-63.11
0.00026463	-1.17	64.23	0.00	0.00	63.06	123.02	-59.95
0.00026490	-2.38	64.22	0.00	0.00	61.85	123.00	-61.16
0.00027003	0.85	64.07	0.00	0.00	64.92	122.68	-57.76
0.00027165	2.50	64.02	0.00	0.00	66.52	122.57	-56.06
0.00027435	6.55	63.94	0.00	0.00	70.49	122.41	-51.92
0.00027732	8.72	63.85	0.00	0.00	72.57	122.22	-49.65
0.00027840	8.58	63.82	0.00	0.00	72.40	122.16	-49.76
0.00028137	8.34	63.73	0.00	0.00	72.07	121.98	-49.91
0.00028380	8.18	63.66	0.00	0.00	71.84	121.83	-49.99
0.00028893	5.84	63.51	0.00	0.00	69.35	121.53	-52.17
0.00029163	6.78	63.43	0.00	0.00	70.21	121.37	-51.15
0.00029433	11.65	63.36	0.00	0.00	75.01	121.21	-46.20
0.00029649	13.80	63.30	0.00	0.00	77.10	121.09	-43.99
0.00029919	14.91	63.22	0.00	0.00	78.13	120.93	-42.80

Tested by: Michael Westman  
Printed

Signature

Reviewed by: Gerald V. Anderson  
Printed

Signature

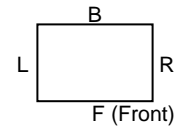
Mode of Operation Key	
#	Description
1	
2	
3	
4	
5	

J:\REPORTS\2006\10xx\1038\Rpt\_Docs\2011\1580\1387-RE101-1580-with tab data-mjw-gva.doc

# Radiated Emissions



America



FACE DEFINITION  
(TOP VIEW)

T = Top  
U = Under Side

Test Report #: NC1101387

Test Area: 3

EUT Model #: MIL1580-XXXX

Date: 14 April, 2011

EUT Serial #: None

EUT Power: 24 VDC

Temperature: 23 °C

Test Method: Mil Std 461F, RE101

Air Pressure: 99.1 kPa

Customer: Lind Electronics

Relative Humidity: 22 %

EUT Description: DC to DC Converter

Page: 51 of 72

Notes: \_\_\_\_\_

Data File Name: T:\13xx\1387\Data\4-13-11\1378-RE101-1580.ema

Frequency (MHz)	Receiver (dB)	Transducer (dB)	Cable Loss (dB)	Preamp (dB)	Final Data (dB)	Limit	Differential (dB)
0.00030070	15.65	63.18	0.00	0.00	78.83	120.85	-42.02
0.00030700	11.11	63.01	0.00	0.00	74.12	120.50	-46.37
0.00031540	0.17	62.79	0.00	0.00	62.96	120.04	-57.08
0.00032730	-3.10	62.48	0.00	0.00	59.39	119.41	-60.02
0.00032800	-2.59	62.47	0.00	0.00	59.88	119.37	-59.49
0.00034130	0.51	62.14	0.00	0.00	62.65	118.70	-56.05
0.00034690	1.36	62.01	0.00	0.00	63.37	118.42	-55.05
0.00034970	1.47	61.94	0.00	0.00	63.41	118.28	-54.87
0.00035670	-0.71	61.78	0.00	0.00	61.07	117.95	-56.88
0.00036300	-1.13	61.63	0.00	0.00	60.50	117.65	-57.14
0.00037350	-1.96	61.40	0.00	0.00	59.44	117.17	-57.72
0.00038330	-1.92	61.19	0.00	0.00	59.27	116.73	-57.46
0.00038400	-2.37	61.17	0.00	0.00	58.80	116.69	-57.89
0.00039660	-0.79	60.91	0.00	0.00	60.12	116.15	-56.03
0.00039800	-2.22	60.88	0.00	0.00	58.66	116.09	-57.43
0.00041130	8.43	60.61	0.00	0.00	69.04	115.53	-46.49
0.00041830	16.30	60.47	0.00	0.00	76.77	115.24	-38.47
0.00041970	16.48	60.44	0.00	0.00	76.92	115.18	-38.26
0.00042600	12.75	60.32	0.00	0.00	73.07	114.93	-41.86
0.00043300	0.12	60.18	0.00	0.00	60.30	114.65	-54.35
0.00044140	-5.80	60.03	0.00	0.00	54.23	114.33	-60.10
0.00045120	-0.95	59.84	0.00	0.00	58.90	113.98	-55.08
0.00046030	-3.29	59.68	0.00	0.00	56.39	113.80	-57.40
0.00046100	-3.29	59.67	0.00	0.00	56.38	113.78	-57.40
0.00047430	-2.92	59.43	0.00	0.00	56.52	113.52	-57.01
0.00047920	1.55	59.35	0.00	0.00	60.90	113.43	-52.53
0.00048620	3.09	59.23	0.00	0.00	62.32	113.30	-50.98
0.00048970	2.53	59.17	0.00	0.00	61.70	113.24	-51.53
0.00049600	-0.51	59.07	0.00	0.00	58.56	113.12	-54.56
0.00050370	-1.51	58.94	0.00	0.00	57.43	112.98	-55.55
0.00051140	-1.91	58.81	0.00	0.00	56.90	112.84	-55.94
0.00052260	-0.45	58.63	0.00	0.00	58.18	112.65	-54.46
0.00053030	4.78	58.51	0.00	0.00	63.29	112.51	-49.22
0.00053730	13.68	58.40	0.00	0.00	72.08	112.40	-40.31

Tested by: Michael Westman  
Printed

Signature

Reviewed by: Gerald V. Anderson  
Printed

Signature

Mode of Operation Key	
#	Description
1	
2	
3	
4	
5	

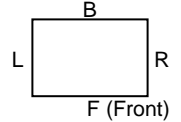
J:\REPORTS\2006\10xx\1038\Rpt\_Docs\2011\1580\1387-RE101-1580-with tab data-mjw-gva.doc

# Radiated Emissions



Test Report #: NC1101387                      Test Area: 3  
 EUT Model #: MIL1580-XXXX                      Date: 14 April, 2011  
 EUT Serial #: None                      EUT Power: 24 VDC                      Temperature: 23 °C  
 Test Method: Mil Std 461F, RE101                      Air Pressure: 99.1 kPa  
 Customer: Lind Electronics                      Relative Humidity: 22 %  
 EUT Description: DC to DC Converter                      Page: 52 of 72

FACE DEFINITION  
(TOP VIEW)



T = Top  
U = Under Side

Notes: \_\_\_\_\_

Data File Name: T:\13xx\1387\Data\4-13-11\1378-RE101-1580.ema

0.00054010	14.42	58.36	0.00	0.00	72.78	112.35	-39.57
0.00054500	11.28	58.28	0.00	0.00	69.56	112.27	-42.70
0.00055830	4.12	58.08	0.00	0.00	62.20	112.05	-49.84
0.00055900	4.10	58.07	0.00	0.00	62.17	112.04	-49.86
0.00057230	1.30	57.88	0.00	0.00	59.18	111.82	-52.65
0.00057370	1.07	57.86	0.00	0.00	58.93	111.80	-52.87
0.00058000	0.04	57.76	0.00	0.00	57.81	111.70	-53.90
0.00059330	-4.32	57.58	0.00	0.00	53.26	111.50	-58.24
0.00059750	-4.39	57.52	0.00	0.00	53.13	111.43	-58.31
0.00060170	-3.78	57.46	0.00	0.00	53.68	111.37	-57.69
0.00061080	-2.29	57.33	0.00	0.00	55.05	111.24	-56.19
0.00062130	-2.93	57.19	0.00	0.00	54.26	111.08	-56.82
0.00062200	-2.92	57.18	0.00	0.00	54.26	111.07	-56.81
0.00063180	-5.33	57.05	0.00	0.00	51.72	110.93	-59.20
0.00063880	-3.14	56.96	0.00	0.00	53.82	110.83	-57.01
0.00064930	-1.58	56.83	0.00	0.00	55.25	110.68	-55.43
0.00065630	5.66	56.74	0.00	0.00	62.40	110.59	-48.19
0.00065980	6.90	56.69	0.00	0.00	63.59	110.54	-46.94
0.00066470	5.46	56.63	0.00	0.00	62.09	110.47	-48.38
0.00067100	0.68	56.55	0.00	0.00	57.23	110.39	-53.15
0.00067800	-3.19	56.47	0.00	0.00	53.28	110.29	-57.01
0.00069130	-3.46	56.30	0.00	0.00	52.85	110.12	-57.27
0.00069830	-1.80	56.22	0.00	0.00	54.42	110.02	-55.60
0.00069900	-1.81	56.21	0.00	0.00	54.40	110.02	-55.61
0.00070880	-2.05	56.10	0.00	0.00	54.05	109.89	-55.84
0.00071930	0.30	55.98	0.00	0.00	56.28	109.76	-53.48
0.00072070	0.60	55.96	0.00	0.00	56.57	109.74	-53.17
0.00072980	-2.07	55.86	0.00	0.00	53.79	109.62	-55.83
0.00073960	-2.60	55.75	0.00	0.00	53.15	109.50	-56.35
0.00074730	-0.45	55.67	0.00	0.00	55.22	109.41	-54.19
0.00075080	1.98	55.63	0.00	0.00	57.61	109.37	-51.76
0.00075640	1.20	55.57	0.00	0.00	56.77	109.30	-52.53
0.00076830	4.24	55.44	0.00	0.00	59.69	109.16	-49.47
0.00077180	5.86	55.41	0.00	0.00	61.27	109.12	-47.85
0.00077600	4.02	55.36	0.00	0.00	59.38	109.07	-49.69
0.00078300	3.31	55.29	0.00	0.00	58.60	108.99	-50.39
0.00079000	-1.83	55.22	0.00	0.00	53.39	108.91	-55.52
0.00079840	-3.91	55.13	0.00	0.00	51.22	108.81	-57.59

Tested by: Michael Westman  
Printed

Signature

Reviewed by: Gerald V. Anderson  
Printed

Signature

Mode of Operation Key	
#	Description
1	
2	
3	
4	
5	

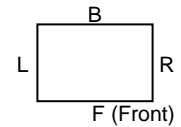
J:\REPORTS\2006\10xx\1038\Rpt\_Docs\2011\1580\1387-RE101-1580-with tab data-mjw-gva.doc



# Radiated Emissions



America



FACE DEFINITION  
(TOP VIEW)

T = Top  
U = Under Side

Test Report #: NC1101387

Test Area: 3

EUT Model #: MIL1580-XXXX

Date: 14 April, 2011

EUT Serial #: None

EUT Power: 24 VDC

Temperature: 23 °C

Test Method: Mil Std 461F, RE101

Air Pressure: 99.1 kPa

Customer: Lind Electronics

Relative Humidity: 22 %

EUT Description: DC to DC Converter

Page: 53 of 72

Notes: \_\_\_\_\_

Data File Name: T:\13xx\1387\Data\4-13-11\1378-RE101-1580.ema

0.00080750	-3.20	55.04	0.00	0.00	51.84	108.71	-56.87
0.00081450	-1.85	54.97	0.00	0.00	53.12	108.63	-55.51
0.00082290	-4.99	54.88	0.00	0.00	49.90	108.54	-58.64
0.00082780	-4.48	54.84	0.00	0.00	50.36	108.48	-58.13
0.00083480	-1.88	54.77	0.00	0.00	52.89	108.41	-55.52
0.00084530	-4.68	54.67	0.00	0.00	49.99	108.30	-58.31
0.00084600	-4.68	54.66	0.00	0.00	49.98	108.29	-58.31
0.00085790	-2.24	54.55	0.00	0.00	52.31	108.16	-55.85
0.00086490	-2.45	54.48	0.00	0.00	52.03	108.09	-56.06
0.00086980	-1.81	54.43	0.00	0.00	52.63	108.04	-55.41
0.00087890	-4.44	54.35	0.00	0.00	49.91	107.94	-58.03
0.00088660	-1.80	54.28	0.00	0.00	52.48	107.86	-55.38
0.00089220	-1.24	54.23	0.00	0.00	52.99	107.81	-54.82
0.00089920	0.23	54.16	0.00	0.00	54.40	107.74	-53.34
0.00090690	0.11	54.09	0.00	0.00	54.21	107.66	-53.45
0.00091180	3.49	54.05	0.00	0.00	57.54	107.61	-50.07
0.00091880	-3.99	53.99	0.00	0.00	50.00	107.54	-57.54
0.00092720	-4.08	53.91	0.00	0.00	49.84	107.46	-57.62
0.00093000	-5.91	53.89	0.00	0.00	47.98	107.43	-59.45
0.00093840	-4.66	53.82	0.00	0.00	49.16	107.35	-58.19
0.00094820	-3.90	53.73	0.00	0.00	49.83	107.26	-57.42
0.00095310	-2.84	53.69	0.00	0.00	50.85	107.21	-56.36
0.00095870	-2.35	53.64	0.00	0.00	51.30	107.16	-55.86
0.00096640	-4.84	53.58	0.00	0.00	48.74	107.08	-58.34
0.00097830	-0.14	53.48	0.00	0.00	53.34	106.97	-53.63
0.00097900	-0.37	53.47	0.00	0.00	53.10	106.97	-53.86
0.00098600	-5.83	53.41	0.00	0.00	47.59	106.90	-59.32
0.00099790	-4.20	53.32	0.00	0.00	49.12	106.79	-57.67

Tested by: Michael Westman  
Printed

Signature

Reviewed by: Gerald V. Anderson  
Printed

Signature

Mode of Operation Key	
#	Description
1	
2	
3	
4	
5	

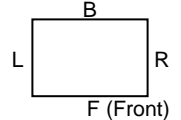
J:\REPORTS\2006\10xx\1038\Rpt\_Docs\2011\1580\1387-RE101-1580-with tab data-mjw-gva.doc

# Radiated Emissions



Test Report #: NC1101387                      Test Area: 3  
 EUT Model #: MIL1580-XXXX                      Date: 14 April, 2011  
 EUT Serial #: None                      EUT Power: 24 VDC                      Temperature: 23 °C  
 Test Method: Mil Std 461F, RE101                      Air Pressure: 99.1 kPa  
 Customer: Lind Electronics                      Relative Humidity: 22 %  
 EUT Description: DC to DC Converter                      Page: 54 of 72

FACE DEFINITION  
(TOP VIEW)



Notes: \_\_\_\_\_

Data File Name: T:\13xx\1387\Data\4-13-11\1378-RE101-1580.ema

Frequency (MHz)	Receiver (dB)	Transducer (dB)	Cable Loss (dB)	Preamp (dB)	Final Data (dB)	Limit	Differential (dB)
0.00105400	12.64	52.88	0.00	0.00	65.52	106.30	-40.78
0.00110800	9.02	52.47	0.00	0.00	61.49	105.85	-44.35
0.00123400	8.17	51.60	0.00	0.00	59.77	104.87	-45.10
0.00127900	8.83	51.31	0.00	0.00	60.14	104.55	-44.40
0.00137800	8.45	50.71	0.00	0.00	59.16	103.87	-44.71
0.00146800	7.85	50.20	0.00	0.00	58.05	103.30	-45.25
0.00161200	6.29	49.44	0.00	0.00	55.74	102.45	-46.72
0.00166600	7.60	49.18	0.00	0.00	56.78	102.16	-45.38
0.00176500	7.39	48.71	0.00	0.00	56.10	101.63	-45.53
0.00189100	6.49	48.15	0.00	0.00	54.65	101.01	-46.36
0.00195400	8.93	47.89	0.00	0.00	56.82	100.71	-43.89
0.00202600	4.98	47.59	0.00	0.00	52.58	100.39	-47.81
0.00212500	6.31	47.19	0.00	0.00	53.51	99.95	-46.45
0.00220600	5.42	46.88	0.00	0.00	52.30	99.62	-47.31
0.00228700	5.21	46.58	0.00	0.00	51.79	99.29	-47.50
0.00237700	6.63	46.25	0.00	0.00	52.89	98.94	-46.05
0.00251200	4.38	45.79	0.00	0.00	50.17	98.44	-48.27
0.00259300	6.04	45.52	0.00	0.00	51.57	98.15	-46.59
0.00270100	3.19	45.18	0.00	0.00	48.37	97.78	-49.41
0.00273700	4.35	45.07	0.00	0.00	49.42	97.66	-48.24
0.00283600	4.34	44.77	0.00	0.00	49.12	97.34	-48.23
0.00295300	4.53	44.43	0.00	0.00	48.97	96.98	-48.01
0.00303400	5.47	44.20	0.00	0.00	49.68	96.73	-47.06
0.00315100	3.41	43.87	0.00	0.00	47.28	96.39	-49.11
0.00316900	2.83	43.82	0.00	0.00	46.65	96.34	-49.69
0.00326800	4.22	43.55	0.00	0.00	47.77	96.06	-48.29
0.00340300	4.09	43.19	0.00	0.00	47.28	95.69	-48.41
0.00351100	3.85	42.91	0.00	0.00	46.77	95.41	-48.64
0.00356500	4.38	42.78	0.00	0.00	47.16	95.27	-48.11
0.00364600	4.42	42.58	0.00	0.00	47.01	95.07	-48.06
0.00371800	2.44	42.41	0.01	0.00	44.85	94.89	-50.04
0.00379900	3.45	42.22	0.01	0.00	45.67	94.70	-49.02
0.00389800	2.42	41.99	0.01	0.00	44.42	94.47	-50.05
0.00402400	3.38	41.71	0.01	0.00	45.10	94.18	-49.08

Tested by: Michael Westman  
Printed

Signature

Reviewed by: Gerald V. Anderson  
Printed

Signature

Mode of Operation Key	
#	Description
1	
2	
3	
4	
5	

J:\REPORTS\2006\10xx\1038\Rpt\_Docs\2011\1580\1387-RE101-1580-with tab data-mjw-gva.doc

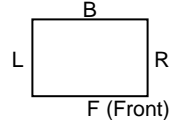
# Radiated Emissions



Test Report #: NC1101387

Test Area: 3

FACE DEFINITION  
(TOP VIEW)



EUT Model #: MIL1580-XXXX

Date: 14 April, 2011

T = Top  
U = Under Side

EUT Serial #: None

EUT Power: 24 VDC

Temperature: 23 °C

Test Method: Mil Std 461F, RE101

Air Pressure: 99.1 kPa

Customer: Lind Electronics

Relative Humidity: 22 %

EUT Description: DC to DC Converter

Page: 55 of 72

Notes: \_\_\_\_\_

Data File Name: T:\13xx\1387\Data\4-13-11\1378-RE101-1580.ema

0.00410500	3.28	41.54	0.01	0.00	44.82	94.00	-49.17
0.00423100	5.64	41.27	0.01	0.00	46.92	93.72	-46.81
0.00426700	3.60	41.20	0.01	0.00	44.80	93.65	-48.84
0.00433000	3.25	41.07	0.01	0.00	44.32	93.51	-49.19
0.00443800	5.63	40.85	0.01	0.00	46.49	93.29	-46.81
0.00451900	3.53	40.69	0.01	0.00	44.23	93.13	-48.90
0.00461800	3.41	40.50	0.01	0.00	43.92	92.93	-49.02
0.00476200	1.99	40.23	0.01	0.00	42.23	92.65	-50.43
0.00483400	4.89	40.10	0.01	0.00	44.99	92.52	-47.52
0.00492400	2.25	39.93	0.01	0.00	42.19	92.35	-50.16
0.00496900	2.59	39.85	0.01	0.00	42.45	92.27	-49.82
0.00505900	3.23	39.71	0.01	0.00	42.95	92.11	-49.16
0.00514900	3.92	39.57	0.01	0.00	43.50	91.95	-48.45
0.00529300	2.49	39.36	0.01	0.00	41.86	91.70	-49.84
0.00535600	3.71	39.27	0.01	0.00	42.98	91.59	-48.61
0.00544600	2.82	39.14	0.01	0.00	41.97	91.44	-49.47
0.00558100	4.56	38.95	0.01	0.00	43.52	91.22	-47.70
0.00562600	4.73	38.89	0.01	0.00	43.62	91.14	-47.52
0.00575200	3.18	38.72	0.01	0.00	41.90	90.94	-49.04
0.00577000	3.26	38.69	0.01	0.00	41.96	90.92	-48.96
0.00590500	3.58	38.51	0.01	0.00	42.10	90.71	-48.61
0.00597700	3.11	38.42	0.01	0.00	41.54	90.60	-49.06
0.00606700	2.07	38.31	0.01	0.00	40.38	90.46	-50.08
0.00618400	5.12	38.16	0.01	0.00	43.28	90.29	-47.00
0.00625600	3.22	38.07	0.01	0.00	41.29	90.18	-48.89
0.00635500	0.59	37.95	0.01	0.00	38.54	90.04	-51.50
0.00647200	3.05	37.81	0.01	0.00	40.86	89.88	-49.01
0.00655300	3.85	37.71	0.01	0.00	41.57	89.76	-48.20
0.00659800	1.45	37.66	0.01	0.00	39.11	89.70	-50.59
0.00667000	1.41	37.57	0.01	0.00	38.99	89.60	-50.61
0.00683200	2.63	37.39	0.01	0.00	40.02	89.39	-49.36
0.00691300	6.55	37.30	0.01	0.00	43.85	89.28	-45.43
0.00694000	1.19	37.27	0.01	0.00	38.46	89.25	-50.78
0.00710200	2.70	37.09	0.01	0.00	39.80	89.04	-49.24
0.00719200	4.93	37.00	0.01	0.00	41.93	88.92	-46.99
0.00724600	4.51	36.94	0.01	0.00	41.46	88.86	-47.40
0.00737200	3.19	36.81	0.01	0.00	40.01	88.70	-48.69
0.00740800	2.81	36.77	0.01	0.00	39.59	88.66	-49.07

Tested by: Michael Westman  
Printed

Signature

Reviewed by: Gerald V. Anderson  
Printed

Signature

Mode of Operation Key	
#	Description
1	
2	
3	
4	
5	

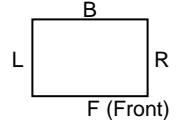
J:\REPORTS\2006\10xx\1038\Rpt\_Docs\2011\1580\1387-RE101-1580-with tab data-mjw-gva.doc

# Radiated Emissions



Test Report #: NC1101387                      Test Area: 3  
 EUT Model #: MIL1580-XXXX                      Date: 14 April, 2011  
 EUT Serial #: None                      EUT Power: 24 VDC                      Temperature: 23 °C  
 Test Method: Mil Std 461F, RE101                      Air Pressure: 99.1 kPa  
 Customer: Lind Electronics                      Relative Humidity: 22 %  
 EUT Description: DC to DC Converter                      Page: 56 of 72

FACE DEFINITION  
(TOP VIEW)



T = Top  
U = Under Side

Notes: \_\_\_\_\_

Data File Name: T:\13xx\1387\Data\4-13-11\1378-RE101-1580.ema

0.00748900	2.32	36.69	0.01	0.00	39.02	88.56	-49.54
0.00757900	2.45	36.60	0.01	0.00	39.06	88.45	-49.39
0.00774100	1.62	36.44	0.01	0.00	38.07	88.26	-50.19
0.00779500	1.82	36.39	0.01	0.00	38.21	88.19	-49.98
0.00792100	3.09	36.26	0.01	0.00	39.36	88.05	-48.69
0.00798400	4.19	36.20	0.01	0.00	40.40	87.98	-47.58
0.00807400	2.91	36.12	0.01	0.00	39.04	87.88	-48.84
0.00816400	3.17	36.04	0.01	0.00	39.21	87.78	-48.56
0.00820000	1.82	36.00	0.01	0.00	37.83	87.74	-49.91
0.00835300	2.00	35.86	0.01	0.00	37.87	87.57	-49.70
0.00840700	2.11	35.81	0.01	0.00	37.93	87.51	-49.58
0.00847000	5.10	35.76	0.01	0.00	40.86	87.44	-46.58
0.00859600	2.92	35.65	0.01	0.00	38.57	87.31	-48.74
0.00865900	2.45	35.59	0.01	0.00	38.05	87.24	-49.20
0.00877600	2.67	35.49	0.01	0.00	38.17	87.12	-48.96
0.00883900	2.89	35.43	0.01	0.00	38.33	87.06	-48.72
0.00897400	4.45	35.32	0.01	0.00	39.78	86.92	-47.14
0.00901000	2.32	35.29	0.01	0.00	37.62	86.88	-49.27
0.00918100	3.16	35.15	0.01	0.00	38.32	86.71	-48.40
0.00921700	4.38	35.12	0.01	0.00	39.51	86.68	-47.17
0.00931600	2.46	35.04	0.01	0.00	37.50	86.58	-49.08
0.00942400	2.98	34.95	0.01	0.00	37.94	86.48	-48.54
0.00947800	-0.06	34.91	0.01	0.00	34.85	86.43	-51.57
0.00957700	1.50	34.83	0.01	0.00	36.34	86.33	-50.00
0.00967600	2.87	34.75	0.01	0.00	37.63	86.24	-48.61
0.00976600	2.59	34.68	0.01	0.00	37.28	86.15	-48.88
0.00987400	1.66	34.60	0.01	0.00	36.26	86.06	-49.79
0.00996400	4.14	34.53	0.01	0.00	38.68	85.97	-47.30

Tested by: Michael Westman  
Printed

Signature

Reviewed by: Gerald V. Anderson  
Printed

Signature

Mode of Operation Key	
#	Description
1	
2	
3	
4	
5	

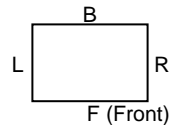
J:\REPORTS\2006\10xx\1038\Rpt\_Docs\2011\1580\1387-RE101-1580-with tab data-mjw-gva.doc

# Radiated Emissions



Test Report #: NC1101387 Test Area: 3  
 EUT Model #: MIL1580-XXXX Date: 14 April, 2011  
 EUT Serial #: None EUT Power: 24 VDC Temperature: 23 °C  
 Test Method: Mil Std 461F, RE101 Air Pressure: 99.1 kPa  
 Customer: Lind Electronics Relative Humidity: 22 %  
 EUT Description: DC to DC Converter Page: 57 of 72

FACE DEFINITION  
(TOP VIEW)



T = Top  
U = Under Side

Notes: \_\_\_\_\_

Data File Name: T:\13xx\1387\Data\4-13-11\1378-RE101-1580.ema

Frequency (MHz)	Receiver (dB)	Transducer (dB)	Cable Loss (dB)	Preamp (dB)	Final Data (dB)	Limit	Differential (dB)
0.01018000	14.46	34.40	0.01	0.00	48.87	85.78	-36.91
0.01153000	13.61	33.68	0.01	0.00	47.30	84.65	-37.35
0.01252000	13.68	33.20	0.01	0.00	46.89	83.91	-37.01
0.01342000	12.51	32.80	0.01	0.00	45.32	83.28	-37.96
0.01423000	12.60	32.46	0.01	0.00	45.07	82.75	-37.67
0.01486000	13.65	32.21	0.01	0.00	45.88	82.36	-36.48
0.01585000	11.83	31.84	0.01	0.00	43.68	81.77	-38.09
0.01684000	11.07	31.49	0.01	0.00	42.57	81.22	-38.65
0.01720000	11.17	31.37	0.01	0.00	42.55	81.03	-38.48
0.01846000	11.15	30.96	0.01	0.00	42.12	80.39	-38.27
0.01963000	10.85	30.61	0.01	0.00	41.47	79.84	-38.37
0.01990000	10.56	30.53	0.01	0.00	41.10	79.71	-38.61
0.02125000	10.84	30.20	0.01	0.00	41.05	79.12	-38.07
0.02179000	9.84	30.08	0.01	0.00	39.93	78.89	-38.96
0.02332000	9.93	29.74	0.01	0.00	39.69	78.28	-38.59
0.02359000	9.39	29.69	0.01	0.00	39.09	78.17	-39.09
0.02485000	9.13	29.43	0.01	0.00	38.57	77.70	-39.13
0.02611000	9.44	29.19	0.01	0.00	38.64	77.26	-38.62
0.02692000	10.36	29.03	0.01	0.00	39.41	76.98	-37.57
0.02782000	10.45	28.87	0.02	0.00	39.34	76.68	-37.35
0.02845000	9.58	28.76	0.02	0.00	38.36	76.48	-38.12
0.02917000	9.79	28.64	0.02	0.00	38.44	76.25	-37.81
0.02998000	10.68	28.50	0.02	0.00	39.20	76.01	-36.81
0.03097000	8.98	28.44	0.02	0.00	37.44	76.00	-38.56
0.03214000	10.10	28.38	0.02	0.00	38.50	76.00	-37.50
0.03250000	8.91	28.36	0.02	0.00	37.29	76.00	-38.71
0.03340000	9.32	28.31	0.02	0.00	37.65	76.00	-38.35
0.03484000	8.07	28.24	0.02	0.00	36.33	76.00	-39.67
0.03547000	8.41	28.21	0.02	0.00	36.64	76.00	-39.36
0.03673000	9.50	28.15	0.02	0.00	37.67	76.00	-38.33
0.03745000	10.02	28.11	0.02	0.00	38.15	76.00	-37.85
0.03862000	11.03	28.06	0.02	0.00	39.11	76.00	-36.89
0.03898000	10.66	28.04	0.02	0.00	38.72	76.00	-37.28
0.03988000	8.69	28.01	0.02	0.00	36.71	76.00	-39.29

Tested by: Michael Westman  
Printed

Signature

Reviewed by: Gerald V. Anderson  
Printed

Signature

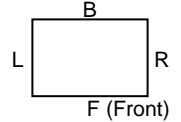
Mode of Operation Key	
#	Description
1	
2	
3	
4	
5	

J:\REPORTS\2006\10xx\1038\Rpt\_Docs\2011\1580\1387-RE101-1580-with tab data-mjw-gva.doc

# Radiated Emissions



America



FACE DEFINITION  
(TOP VIEW)

T = Top  
U = Under Side

Test Report #: NC1101387

Test Area: 3

EUT Model #: MIL1580-XXXX

Date: 14 April, 2011

EUT Serial #: None

EUT Power: 24 VDC

Temperature: 23 °C

Test Method: Mil Std 461F, RE101

Air Pressure: 99.1 kPa

Customer: Lind Electronics

Relative Humidity: 22 %

EUT Description: DC to DC Converter

Page: 58 of 72

Notes: \_\_\_\_\_

Data File Name: T:\13xx\1387\Data\4-13-11\1378-RE101-1580.ema

0.04087000	9.31	28.00	0.02	0.00	37.33	76.00	-38.67
0.04186000	8.13	28.00	0.02	0.00	36.15	76.00	-39.85
0.04321000	8.85	28.00	0.02	0.00	36.87	76.00	-39.13
0.04330000	9.12	28.00	0.02	0.00	37.14	76.00	-38.86
0.04438000	9.54	28.00	0.02	0.00	37.56	76.00	-38.44
0.04519000	7.94	28.00	0.02	0.00	35.96	76.00	-40.04
0.04681000	8.69	28.00	0.02	0.00	36.71	76.00	-39.29
0.04744000	8.01	28.00	0.02	0.00	36.03	76.00	-39.97
0.04843000	8.26	28.00	0.02	0.00	36.28	76.00	-39.72
0.04897000	8.94	28.00	0.02	0.00	36.96	76.00	-39.04
0.05023000	9.07	27.99	0.02	0.00	37.08	76.00	-38.92
0.05095000	8.89	27.97	0.02	0.00	36.88	76.00	-39.12
0.05140000	9.50	27.95	0.02	0.00	37.48	76.00	-38.52
0.05293000	8.10	27.91	0.02	0.00	36.03	76.00	-39.97
0.05356000	7.79	27.89	0.02	0.00	35.70	76.00	-40.30
0.05437000	8.63	27.86	0.02	0.00	36.51	76.00	-39.49
0.05563000	7.75	27.82	0.02	0.00	35.60	76.00	-40.40
0.05608000	8.30	27.81	0.02	0.00	36.13	76.00	-39.87
0.05689000	9.32	27.79	0.02	0.00	37.13	76.00	-38.87
0.05770000	8.25	27.76	0.02	0.00	36.04	76.00	-39.96
0.05860000	7.95	27.74	0.02	0.00	35.71	76.00	-40.29
0.05995000	8.28	27.70	0.02	0.00	36.00	76.00	-40.00
0.06121000	8.70	27.67	0.02	0.00	36.40	76.00	-39.60
0.06211000	8.40	27.66	0.02	0.00	36.08	76.00	-39.92
0.06265000	9.68	27.64	0.02	0.00	37.35	76.00	-38.65
0.06319000	8.90	27.63	0.02	0.00	36.56	76.00	-39.44
0.06481000	9.78	27.60	0.02	0.00	37.40	76.00	-38.60
0.06526000	8.71	27.59	0.02	0.00	36.33	76.00	-39.67
0.06598000	8.21	27.58	0.02	0.00	35.81	76.00	-40.19
0.06715000	9.12	27.55	0.02	0.00	36.70	76.00	-39.30
0.06769000	7.15	27.54	0.02	0.00	34.72	76.00	-41.28
0.06931000	8.51	27.51	0.03	0.00	36.05	76.00	-39.95
0.06985000	8.86	27.50	0.03	0.00	36.39	76.00	-39.61
0.07084000	7.99	27.50	0.03	0.00	35.52	76.00	-40.48
0.07138000	7.47	27.50	0.03	0.00	35.00	76.00	-41.00
0.07210000	6.96	27.50	0.03	0.00	34.49	76.00	-41.51
0.07309000	7.63	27.50	0.03	0.00	35.16	76.00	-40.84
0.07417000	7.07	27.50	0.03	0.00	34.60	76.00	-41.40

Tested by: Michael Westman  
Printed

Signature

Reviewed by: Gerald V. Anderson  
Printed

Signature

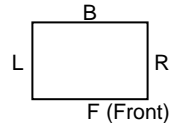
Mode of Operation Key	
#	Description
1	
2	
3	
4	
5	

J:\REPORTS\2006\10xx\1038\Rpt\_Docs\2011\1580\1387-RE101-1580-with tab data-mjw-gva.doc

# Radiated Emissions



America



FACE DEFINITION  
(TOP VIEW)

T = Top  
U = Under Side

Test Report #: NC1101387

Test Area: 3

EUT Model #: MIL1580-XXXX

Date: 14 April, 2011

EUT Serial #: None

EUT Power: 24 VDC

Temperature: 23 °C

Test Method: Mil Std 461F, RE101

Air Pressure: 99.1 kPa

Customer: Lind Electronics

Relative Humidity: 22 %

EUT Description: DC to DC Converter

Page: 59 of 72

Notes: \_\_\_\_\_

Data File Name: T:\13xx\1387\Data\4-13-11\1378-RE101-1580.ema

0.07507000	7.27	27.50	0.03	0.00	34.80	76.00	-41.20
0.07570000	6.26	27.50	0.03	0.00	33.79	76.00	-42.21
0.07714000	6.53	27.50	0.03	0.00	34.06	76.00	-41.94
0.07813000	6.76	27.50	0.03	0.00	34.29	76.00	-41.71
0.07858000	7.03	27.50	0.03	0.00	34.56	76.00	-41.44
0.08002000	6.48	27.50	0.03	0.00	34.01	76.00	-41.99
0.08101000	7.65	27.48	0.03	0.00	35.16	76.00	-40.84
0.08146000	7.98	27.47	0.03	0.00	35.48	76.00	-40.52
0.08245000	7.33	27.45	0.03	0.00	34.81	76.00	-41.19
0.08353000	7.34	27.43	0.03	0.00	34.79	76.00	-41.21
0.08461000	7.90	27.40	0.03	0.00	35.33	76.00	-40.67
0.08515000	7.54	27.39	0.03	0.00	34.96	76.00	-41.04
0.08641000	7.65	27.37	0.03	0.00	35.05	76.00	-40.95
0.08713000	6.75	27.36	0.03	0.00	34.13	76.00	-41.87
0.08749000	7.55	27.35	0.03	0.00	34.93	76.00	-41.07
0.08902000	7.70	27.32	0.03	0.00	35.05	76.00	-40.95
0.08974000	8.66	27.30	0.03	0.00	35.99	76.00	-40.01
0.09037000	7.23	27.30	0.03	0.00	34.56	76.00	-41.44
0.09127000	7.95	27.30	0.03	0.00	35.28	76.00	-40.72
0.09271000	6.51	27.30	0.03	0.00	33.84	76.00	-42.16
0.09361000	7.04	27.30	0.03	0.00	34.37	76.00	-41.63
0.09406000	6.64	27.30	0.03	0.00	33.97	76.00	-42.03
0.09514000	7.17	27.30	0.03	0.00	34.50	76.00	-41.50
0.09568000	6.54	27.30	0.03	0.00	33.87	76.00	-42.13
0.09658000	7.49	27.30	0.03	0.00	34.82	76.00	-41.18
0.09766000	7.34	27.30	0.03	0.00	34.67	76.00	-41.33
0.09892000	6.76	27.30	0.03	0.00	34.09	76.00	-41.91
0.09991000	6.46	27.30	0.03	0.00	33.79	76.00	-42.21

Tested by: Michael Westman  
Printed

Signature

Reviewed by: Gerald V. Anderson  
Printed

Signature

Mode of Operation Key	
#	Description
1	
2	
3	
4	
5	

J:\REPORTS\2006\10xx\1038\Rpt\_Docs\2011\1580\1387-RE101-1580-with tab data-mjw-gva.doc

# Radiated Emissions

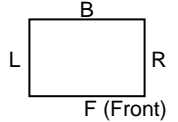


America

Test Report #: NC1101387

Test Area: 3

FACE DEFINITION  
(TOP VIEW)



EUT Model #: MIL1580-XXXX

Date: 14 April, 2011

T = Top  
U = Under Side

EUT Serial #: None

EUT Power: 24 VDC

Temperature: 23 °C

Test Method: Mil Std 461F, RE101

Air Pressure: 99.1 kPa

Customer: Lind Electronics

Relative Humidity: 22 %

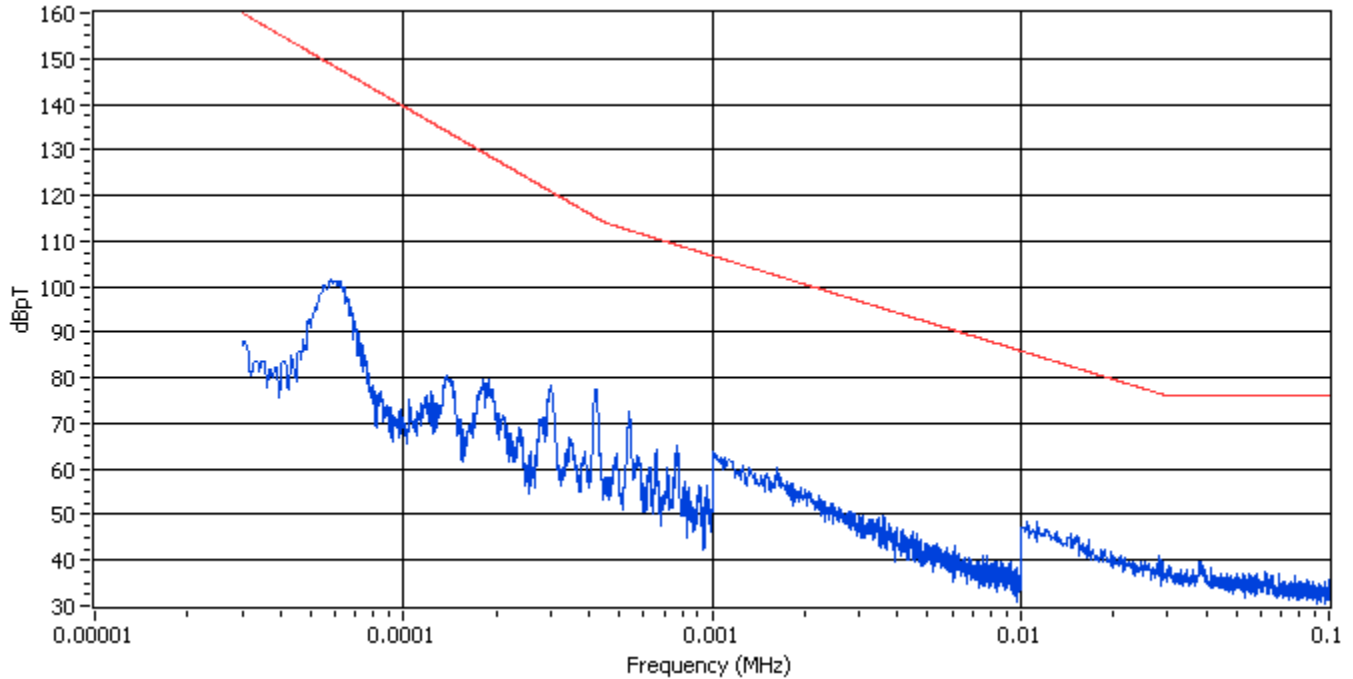
EUT Description: DC to DC Converter

Page: 60 of 72

Notes: \_\_\_\_\_

Data File Name: T:\13xx\1387\Data\4-13-11\1378-RE101-1580.ema

## Subreport Number: 6



Polarity: N/A  
Mode of Operation: Fully OP  
Notes: Top

Tested by: Michael Westman  
Printed

*Michael Westman*  
Signature

Reviewed by: Gerald V. Anderson  
Printed

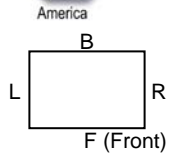
*Gerald V. Anderson*  
Signature

Mode of Operation Key	
#	Description
1	
2	
3	
4	
5	

J:\REPORTS\2006\10xx\1038\Rpt\_Docs\2011\1580\1387-RE101-1580-with tab data-mjw-gva.doc



# Radiated Emissions



Test Report #: NC1101387 Test Area: 3

EUT Model #: MIL1580-XXXX Date: 14 April, 2011

EUT Serial #: None EUT Power: 24 VDC Temperature: 23 °C

Test Method: Mil Std 461F, RE101 Air Pressure: 99.1 kPa

Customer: Lind Electronics Relative Humidity: 22 %

EUT Description: DC to DC Converter Page: 61 of 72

Notes: \_\_\_\_\_

Data File Name: T:\13xx\1387\Data\4-13-11\1378-RE101-1580.ema

Frequency (MHz)	Receiver (dB)	Transducer (dB)	Cable Loss (dB)	Preamp (dB)	Final Data (dB)	Limit	Differential (dB)
0.00003054	5.62	82.35	0.00	0.00	87.97	159.70	-71.73
0.00003486	2.51	81.24	0.00	0.00	83.75	157.45	-73.70
0.00003540	2.35	81.11	0.00	0.00	83.46	157.19	-73.73
0.00004053	3.66	79.97	0.00	0.00	83.63	154.89	-71.26
0.00004323	5.37	79.42	0.00	0.00	84.80	153.79	-69.00
0.00004593	6.76	78.91	0.00	0.00	85.68	152.77	-67.09
0.00004863	11.60	78.43	0.00	0.00	90.03	151.79	-61.76
0.00005133	16.97	78.00	0.00	0.00	94.97	150.88	-55.91
0.00005403	20.80	77.60	0.00	0.00	98.40	150.01	-51.60
0.00005565	22.98	77.37	0.00	0.00	100.35	149.50	-49.15
0.00005862	24.42	76.97	0.00	0.00	101.39	148.62	-47.23
0.00006213	24.65	76.52	0.00	0.00	101.17	147.63	-46.46
0.00006240	24.68	76.49	0.00	0.00	101.17	147.56	-46.39
0.00006591	21.55	76.07	0.00	0.00	97.62	146.63	-49.01
0.00006780	19.41	75.85	0.00	0.00	95.26	146.15	-50.89
0.00007158	14.39	75.42	0.00	0.00	89.82	145.23	-55.41
0.00007320	12.19	75.25	0.00	0.00	87.44	144.85	-57.41
0.00007725	6.13	74.83	0.00	0.00	80.96	143.93	-62.98
0.00008022	3.60	74.53	0.00	0.00	78.13	143.29	-65.16
0.00008373	2.11	74.19	0.00	0.00	76.30	142.57	-66.26
0.00008400	2.70	74.17	0.00	0.00	76.87	142.51	-65.64
0.00008805	0.16	73.80	0.00	0.00	73.96	141.71	-67.75
0.00009048	-0.29	73.59	0.00	0.00	73.30	141.25	-67.95
0.00009291	-1.52	73.38	0.00	0.00	71.86	140.80	-68.94
0.00009723	-0.21	73.02	0.00	0.00	72.81	140.03	-67.21
0.00009750	-0.03	73.00	0.00	0.00	72.97	139.98	-67.01
0.00010020	-1.74	72.78	0.00	0.00	71.04	139.51	-68.47
0.00010425	2.66	72.43	0.00	0.00	75.09	138.84	-63.75
0.00010614	1.09	72.27	0.00	0.00	73.36	138.54	-65.17
0.00011073	-1.07	71.90	0.00	0.00	70.83	137.82	-66.99
0.00011127	0.59	71.86	0.00	0.00	72.45	137.73	-65.29
0.00011451	2.69	71.60	0.00	0.00	74.29	137.25	-62.95
0.00011883	4.91	71.27	0.00	0.00	76.19	136.62	-60.43
0.00011910	4.30	71.25	0.00	0.00	75.56	136.58	-61.02

Tested by: Michael Westman  
Printed

Signature

Reviewed by: Gerald V. Anderson  
Printed

Signature

Mode of Operation Key	
#	Description
1	
2	
3	
4	
5	

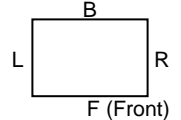
J:\REPORTS\2006\10xx\1038\Rpt\_Docs\2011\1580\1387-RE101-1580-with tab data-mjw-gva.doc

# Radiated Emissions



Test Report #: NC1101387                      Test Area: 3  
 EUT Model #: MIL1580-XXXX                      Date: 14 April, 2011  
 EUT Serial #: None                      EUT Power: 24 VDC                      Temperature: 23 °C  
 Test Method: Mil Std 461F, RE101                      Air Pressure: 99.1 kPa  
 Customer: Lind Electronics                      Relative Humidity: 22 %  
 EUT Description: DC to DC Converter                      Page: 62 of 72

FACE DEFINITION  
(TOP VIEW)



Notes: \_\_\_\_\_

Data File Name: T:\13xx\1387\Data\4-13-11\1378-RE101-1580.ema

0.00012369	6.18	70.92	0.00	0.00	77.10	135.94	-58.84
0.00012693	1.87	70.69	0.00	0.00	72.56	135.50	-62.94
0.00012747	3.68	70.65	0.00	0.00	74.34	135.43	-61.09
0.00013206	3.57	70.34	0.00	0.00	73.91	134.83	-60.91
0.00013449	8.27	70.18	0.00	0.00	78.45	134.52	-56.06
0.00013773	10.57	69.97	0.00	0.00	80.54	134.11	-53.57
0.00013800	10.48	69.95	0.00	0.00	80.43	134.08	-53.64
0.00014178	9.72	69.71	0.00	0.00	79.43	133.62	-54.18
0.00014340	9.53	69.61	0.00	0.00	79.14	133.43	-54.28
0.00014637	7.39	69.43	0.00	0.00	76.82	133.08	-56.25
0.00015015	1.73	69.21	0.00	0.00	70.94	132.64	-61.71
0.00015258	1.93	69.06	0.00	0.00	71.00	132.37	-61.38
0.00015609	-0.40	68.86	0.00	0.00	68.46	131.99	-63.52
0.00015852	-1.68	68.73	0.00	0.00	67.05	131.72	-64.67
0.00016203	-0.19	68.53	0.00	0.00	68.34	131.35	-63.01
0.00016473	1.64	68.39	0.00	0.00	70.03	131.07	-61.04
0.00016500	0.76	68.37	0.00	0.00	69.13	131.04	-61.91
0.00016797	3.79	68.22	0.00	0.00	72.01	130.74	-58.73
0.00017283	7.27	67.96	0.00	0.00	75.23	130.25	-55.02
0.00017553	9.20	67.83	0.00	0.00	77.03	129.99	-52.96
0.00017823	9.82	67.69	0.00	0.00	77.51	129.73	-52.22
0.00018093	11.04	67.56	0.00	0.00	78.60	129.48	-50.88
0.00018174	12.07	67.52	0.00	0.00	79.59	129.40	-49.81
0.00018498	11.44	67.36	0.00	0.00	78.80	129.10	-50.30
0.00018687	11.38	67.27	0.00	0.00	78.65	128.93	-50.27
0.00018957	12.29	67.15	0.00	0.00	79.44	128.68	-49.25
0.00019335	10.47	66.97	0.00	0.00	77.44	128.35	-50.91
0.00019470	9.52	66.91	0.00	0.00	76.43	128.23	-51.80
0.00019794	8.12	66.76	0.00	0.00	74.89	127.95	-53.07
0.00020010	5.46	66.67	0.00	0.00	72.13	127.77	-55.64
0.00020415	5.49	66.49	0.00	0.00	71.98	127.43	-55.44
0.00020577	4.15	66.42	0.00	0.00	70.57	127.29	-56.72
0.00021063	5.35	66.21	0.00	0.00	71.57	126.90	-55.33
0.00021171	5.42	66.17	0.00	0.00	71.59	126.81	-55.22
0.00021360	3.70	66.09	0.00	0.00	69.79	126.66	-56.87
0.00021630	3.57	65.98	0.00	0.00	69.55	126.44	-56.89
0.00022035	2.07	65.82	0.00	0.00	67.89	126.13	-58.24
0.00022413	2.20	65.67	0.00	0.00	67.87	125.84	-57.97

Tested by: Michael Westman  
Printed

Signature

Reviewed by: Gerald V. Anderson  
Printed

Signature

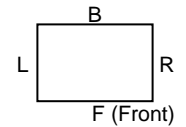
Mode of Operation Key	
#	Description
1	
2	
3	
4	
5	

J:\REPORTS\2006\10xx\1038\Rpt\_Docs\2011\1580\1387-RE101-1580-with tab data-mjw-gva.doc

# Radiated Emissions



America



FACE DEFINITION  
(TOP VIEW)

T = Top  
U = Under Side

Test Report #: NC1101387

Test Area: 3

EUT Model #: MIL1580-XXXX

Date: 14 April, 2011

EUT Serial #: None

EUT Power: 24 VDC

Temperature: 23 °C

Test Method: Mil Std 461F, RE101

Air Pressure: 99.1 kPa

Customer: Lind Electronics

Relative Humidity: 22 %

EUT Description: DC to DC Converter

Page: 63 of 72

Notes: \_\_\_\_\_

Data File Name: T:\13xx\1387\Data\4-13-11\1378-RE101-1580.ema

0.00022440	1.62	65.65	0.00	0.00	67.28	125.82	-58.54
0.00022764	-2.11	65.53	0.00	0.00	63.42	125.58	-62.16
0.00023034	-0.71	65.42	0.00	0.00	64.72	125.38	-60.66
0.00023439	1.71	65.27	0.00	0.00	66.98	125.08	-58.10
0.00023655	3.74	65.19	0.00	0.00	68.93	124.92	-55.99
0.00024033	3.59	65.05	0.00	0.00	68.64	124.65	-56.01
0.00024114	3.72	65.02	0.00	0.00	68.74	124.60	-55.86
0.00024519	2.00	64.87	0.00	0.00	66.87	124.31	-57.44
0.00024654	-4.50	64.82	0.00	0.00	60.32	124.22	-63.90
0.00024897	-3.41	64.74	0.00	0.00	61.33	124.05	-62.73
0.00025383	-2.17	64.57	0.00	0.00	62.41	123.73	-61.32
0.00025653	-1.77	64.49	0.00	0.00	62.72	123.55	-60.83
0.00025869	-0.76	64.42	0.00	0.00	63.66	123.40	-59.74
0.00026112	-4.37	64.34	0.00	0.00	59.97	123.25	-63.27
0.00026328	-3.82	64.27	0.00	0.00	60.46	123.11	-62.65
0.00026679	-2.67	64.17	0.00	0.00	61.50	122.88	-61.38
0.00027003	-0.50	64.07	0.00	0.00	63.57	122.68	-59.11
0.00027273	2.20	63.98	0.00	0.00	66.19	122.51	-56.32
0.00027489	4.82	63.92	0.00	0.00	68.74	122.37	-53.63
0.00027678	7.05	63.86	0.00	0.00	70.91	122.26	-51.34
0.00027948	7.17	63.78	0.00	0.00	70.95	122.09	-51.14
0.00028164	7.47	63.72	0.00	0.00	71.19	121.96	-50.77
0.00028596	7.89	63.59	0.00	0.00	71.49	121.70	-50.22
0.00028893	5.45	63.51	0.00	0.00	68.96	121.53	-52.56
0.00029136	8.14	63.44	0.00	0.00	71.58	121.38	-49.80
0.00029406	11.69	63.37	0.00	0.00	75.06	121.23	-46.17
0.00029649	13.72	63.30	0.00	0.00	77.02	121.09	-44.07
0.00029973	15.14	63.21	0.00	0.00	78.35	120.90	-42.55

Tested by: Michael Westman  
Printed

Signature

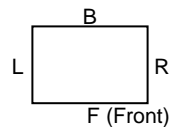
Reviewed by: Gerald V. Anderson  
Printed

Signature

Mode of Operation Key	
#	Description
1	
2	
3	
4	
5	

J:\REPORTS\2006\10xx\1038\Rpt\_Docs\2011\1580\1387-RE101-1580-with tab data-mjw-gva.doc

# Radiated Emissions



Test Report #: NC1101387

Test Area: 3

EUT Model #: MIL1580-XXXX

Date: 14 April, 2011

FACE DEFINITION (TOP VIEW)

T = Top  
U = Under Side

EUT Serial #: None

EUT Power: 24 VDC

Temperature: 23 °C

Test Method: Mil Std 461F, RE101

Air Pressure: 99.1 kPa

Customer: Lind Electronics

Relative Humidity: 22 %

EUT Description: DC to DC Converter

Page: 64 of 72

Notes: \_\_\_\_\_

Data File Name: T:\13xx\1387\Data\4-13-11\1378-RE101-1580.ema

Frequency (MHz)	Receiver (dB)	Transducer (dB)	Cable Loss (dB)	Preamplifier (dB)	Final Data (dB)	Limit	Differential (dB)
0.00030070	15.06	63.18	0.00	0.00	78.24	120.85	-42.61
0.00030700	10.59	63.01	0.00	0.00	73.60	120.50	-46.89
0.00031470	-0.15	62.81	0.00	0.00	62.66	120.07	-57.42
0.00032590	-2.56	62.52	0.00	0.00	59.96	119.48	-59.52
0.00033430	1.22	62.31	0.00	0.00	63.53	119.05	-55.52
0.00033920	1.99	62.19	0.00	0.00	64.18	118.80	-54.62
0.00034620	4.65	62.02	0.00	0.00	66.67	118.45	-51.78
0.00035460	3.81	61.83	0.00	0.00	65.64	118.05	-52.41
0.00035600	2.19	61.79	0.00	0.00	63.98	117.98	-54.00
0.00036300	-0.82	61.63	0.00	0.00	60.81	117.65	-56.83
0.00037210	-2.99	61.43	0.00	0.00	58.44	117.23	-58.79
0.00038190	0.83	61.22	0.00	0.00	62.05	116.79	-54.74
0.00038890	2.65	61.07	0.00	0.00	63.72	116.48	-52.76
0.00039380	-0.20	60.96	0.00	0.00	60.76	116.27	-55.50
0.00040150	-1.24	60.80	0.00	0.00	59.57	115.94	-56.37
0.00041130	10.05	60.61	0.00	0.00	70.66	115.53	-44.87
0.00041830	16.63	60.47	0.00	0.00	77.10	115.24	-38.14
0.00042110	17.16	60.41	0.00	0.00	77.57	115.13	-37.55
0.00042600	13.66	60.32	0.00	0.00	73.98	114.93	-40.95
0.00043370	3.26	60.17	0.00	0.00	63.43	114.63	-51.20
0.00044210	-2.31	60.01	0.00	0.00	57.70	114.30	-56.60
0.00045330	-1.55	59.81	0.00	0.00	58.26	113.93	-55.68
0.00045400	-1.58	59.79	0.00	0.00	58.22	113.92	-55.70
0.00046380	-1.47	59.62	0.00	0.00	58.15	113.73	-55.58
0.00047220	-1.31	59.47	0.00	0.00	58.16	113.56	-55.40
0.00048130	2.00	59.31	0.00	0.00	61.32	113.39	-52.08
0.00048550	3.05	59.24	0.00	0.00	62.29	113.31	-51.02
0.00049250	4.04	59.12	0.00	0.00	63.17	113.18	-50.02
0.00049600	-0.03	59.07	0.00	0.00	59.04	113.12	-54.08
0.00050300	-3.42	58.95	0.00	0.00	55.53	112.99	-57.46
0.00051560	-3.60	58.74	0.00	0.00	55.15	112.77	-57.62
0.00052330	-1.21	58.62	0.00	0.00	57.41	112.63	-55.22
0.00052820	6.53	58.54	0.00	0.00	65.08	112.55	-47.48
0.00053730	13.38	58.40	0.00	0.00	71.78	112.40	-40.61

Tested by: Michael Westman  
Printed

Signature

Reviewed by: Gerald V. Anderson  
Printed

Signature

Mode of Operation Key	
#	Description
1	
2	
3	
4	
5	

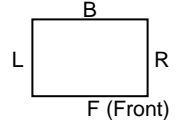
J:\REPORTS\2006\10xx\1038\Rpt\_Docs\2011\1580\1387-RE101-1580-with tab data-mjw-gva.doc

# Radiated Emissions



Test Report #: NC1101387 Test Area: 3  
 EUT Model #: MIL1580-XXXX Date: 14 April, 2011  
 EUT Serial #: None EUT Power: 24 VDC Temperature: 23 °C  
 Test Method: Mil Std 461F, RE101 Air Pressure: 99.1 kPa  
 Customer: Lind Electronics Relative Humidity: 22 %  
 EUT Description: DC to DC Converter Page: 65 of 72

FACE DEFINITION  
(TOP VIEW)



Notes: \_\_\_\_\_

Data File Name: T:\13xx\1387\Data\4-13-11\1378-RE101-1580.ema

0.00053940	14.27	58.37	0.00	0.00	72.64	112.36	-39.72
0.00054500	10.91	58.28	0.00	0.00	69.19	112.27	-43.07
0.00055200	3.36	58.18	0.00	0.00	61.54	112.15	-50.61
0.00056040	3.15	58.05	0.00	0.00	61.20	112.01	-50.81
0.00057230	4.91	57.88	0.00	0.00	62.79	111.82	-49.04
0.00057370	5.23	57.86	0.00	0.00	63.09	111.80	-48.71
0.00058350	4.43	57.71	0.00	0.00	62.15	111.65	-49.50
0.00058770	0.76	57.66	0.00	0.00	58.42	111.58	-53.17
0.00059750	-0.86	57.52	0.00	0.00	56.66	111.43	-54.78
0.00060310	-1.72	57.44	0.00	0.00	55.72	111.35	-55.63
0.00061290	-2.28	57.31	0.00	0.00	55.03	111.20	-56.18
0.00062130	1.96	57.19	0.00	0.00	59.15	111.08	-51.93
0.00062830	3.12	57.10	0.00	0.00	60.22	110.98	-50.76
0.00062900	3.13	57.09	0.00	0.00	60.22	110.97	-50.75
0.00063880	-3.08	56.96	0.00	0.00	53.88	110.83	-56.95
0.00064720	-1.50	56.85	0.00	0.00	55.35	110.71	-55.36
0.00065630	6.42	56.74	0.00	0.00	63.16	110.59	-47.43
0.00066260	7.54	56.66	0.00	0.00	64.20	110.50	-46.30
0.00066400	5.33	56.64	0.00	0.00	61.97	110.48	-48.51
0.00067170	0.65	56.54	0.00	0.00	57.20	110.38	-53.18
0.00068360	-2.59	56.40	0.00	0.00	53.81	110.22	-56.41
0.00069060	-3.55	56.31	0.00	0.00	52.76	110.12	-57.36
0.00069550	-1.99	56.25	0.00	0.00	54.27	110.06	-55.79
0.00070040	-1.23	56.20	0.00	0.00	54.97	110.00	-55.03
0.00071230	0.98	56.06	0.00	0.00	57.04	109.84	-52.80
0.00071580	4.15	56.02	0.00	0.00	60.17	109.80	-49.63
0.00072000	3.30	55.97	0.00	0.00	59.27	109.75	-50.47
0.00072700	0.31	55.89	0.00	0.00	56.20	109.66	-53.46
0.00073540	-2.47	55.80	0.00	0.00	53.33	109.56	-56.22
0.00074590	2.32	55.68	0.00	0.00	58.01	109.43	-51.42
0.00075290	2.12	55.61	0.00	0.00	57.73	109.34	-51.61
0.00076130	4.75	55.52	0.00	0.00	60.27	109.24	-48.97
0.00076760	9.56	55.45	0.00	0.00	65.01	109.17	-44.16
0.00076900	8.61	55.44	0.00	0.00	64.05	109.15	-45.10
0.00077740	7.92	55.35	0.00	0.00	63.27	109.05	-45.78
0.00078300	3.96	55.29	0.00	0.00	59.25	108.99	-49.74
0.00079210	-3.03	55.19	0.00	0.00	52.17	108.88	-56.72
0.00080260	-2.09	55.09	0.00	0.00	53.00	108.76	-55.76

Tested by: Michael Westman  
Printed

Signature

Reviewed by: Gerald V. Anderson  
Printed

Signature

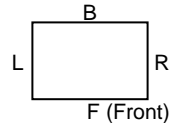
Mode of Operation Key	
#	Description
1	
2	
3	
4	
5	

J:\REPORTS\2006\10xx\1038\Rpt\_Docs\2011\1580\1387-RE101-1580-with tab data-mjw-gva.doc

# Radiated Emissions



America



Test Report #: NC1101387

Test Area: 3

EUT Model #: MIL1580-XXXX

Date: 14 April, 2011

EUT Serial #: None

EUT Power: 24 VDC

Temperature: 23 °C

Test Method: Mil Std 461F, RE101

Air Pressure: 99.1 kPa

Customer: Lind Electronics

Relative Humidity: 22 %

EUT Description: DC to DC Converter

Page: 66 of 72

Notes: \_\_\_\_\_

Data File Name: T:\13xx\1387\Data\4-13-11\1378-RE101-1580.ema

0.00080960	-0.22	55.02	0.00	0.00	54.80	108.69	-53.89
0.00081240	2.02	54.99	0.00	0.00	57.01	108.65	-51.64
0.00081800	1.78	54.93	0.00	0.00	56.72	108.59	-51.88
0.00083130	-0.59	54.80	0.00	0.00	54.21	108.45	-54.23
0.00083270	0.33	54.79	0.00	0.00	55.12	108.43	-53.31
0.00084040	1.04	54.71	0.00	0.00	55.76	108.35	-52.59
0.00085020	-2.82	54.62	0.00	0.00	51.80	108.24	-56.44
0.00085790	-1.55	54.55	0.00	0.00	53.00	108.16	-55.16
0.00086070	-2.26	54.52	0.00	0.00	52.26	108.13	-55.87
0.00086770	-3.84	54.45	0.00	0.00	50.62	108.06	-57.44
0.00087890	-3.17	54.35	0.00	0.00	51.18	107.94	-56.76
0.00088450	-4.66	54.30	0.00	0.00	49.64	107.89	-58.25
0.00089080	-1.80	54.24	0.00	0.00	52.44	107.82	-55.38
0.00090130	0.81	54.14	0.00	0.00	54.96	107.72	-52.76
0.00090830	2.30	54.08	0.00	0.00	56.38	107.65	-51.26
0.00090900	2.30	54.08	0.00	0.00	56.38	107.64	-51.26
0.00091810	2.12	53.99	0.00	0.00	56.12	107.55	-51.43
0.00092300	-3.15	53.95	0.00	0.00	50.80	107.50	-56.70
0.00093350	-3.27	53.86	0.00	0.00	50.59	107.40	-56.81
0.00093910	-2.14	53.81	0.00	0.00	51.67	107.34	-55.67
0.00094820	-1.97	53.73	0.00	0.00	51.76	107.26	-55.49
0.00095730	0.32	53.65	0.00	0.00	53.98	107.17	-53.19
0.00096080	2.54	53.63	0.00	0.00	56.17	107.14	-50.97
0.00096640	-0.08	53.58	0.00	0.00	53.50	107.08	-53.58
0.00097410	-2.32	53.51	0.00	0.00	51.20	107.01	-55.82
0.00097900	-3.02	53.47	0.00	0.00	50.45	106.97	-56.51
0.00098810	-2.88	53.40	0.00	0.00	50.52	106.88	-56.36
0.00099930	-2.15	53.31	0.00	0.00	51.16	106.78	-55.62

Tested by: Michael Westman  
Printed

Signature

Reviewed by: Gerald V. Anderson  
Printed

Signature

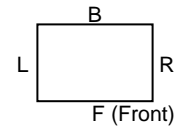
Mode of Operation Key	
#	Description
1	
2	
3	
4	
5	

J:\REPORTS\2006\10xx\1038\Rpt\_Docs\2011\1580\1387-RE101-1580-with tab data-mjw-gva.doc

# Radiated Emissions



America



FACE DEFINITION  
(TOP VIEW)

T = Top  
U = Under Side

Test Report #: NC1101387

Test Area: 3

EUT Model #: MIL1580-XXXX

Date: 14 April, 2011

EUT Serial #: None

EUT Power: 24 VDC

Temperature: 23 °C

Test Method: Mil Std 461F, RE101

Air Pressure: 99.1 kPa

Customer: Lind Electronics

Relative Humidity: 22 %

EUT Description: DC to DC Converter

Page: 67 of 72

Notes: \_\_\_\_\_

Data File Name: T:\13xx\1387\Data\4-13-11\1378-RE101-1580.ema

Frequency (MHz)	Receiver (dB)	Transducer (dB)	Cable Loss (dB)	Preamp (dB)	Final Data (dB)	Limit	Differential (dB)
0.00100900	10.43	53.23	0.00	0.00	63.66	106.69	-43.03
0.00109900	9.97	52.54	0.00	0.00	62.51	105.92	-43.41
0.00125200	9.30	51.48	0.00	0.00	60.79	104.74	-43.95
0.00132400	9.09	51.03	0.00	0.00	60.13	104.24	-44.11
0.00144100	8.20	50.35	0.00	0.00	58.55	103.47	-44.92
0.00150400	9.15	50.00	0.00	0.00	59.16	103.08	-43.93
0.00162100	10.80	49.40	0.00	0.00	60.20	102.40	-42.20
0.00163000	9.66	49.35	0.00	0.00	59.02	102.35	-43.34
0.00175600	8.31	48.75	0.00	0.00	57.06	101.68	-44.62
0.00183700	8.56	48.39	0.00	0.00	56.95	101.27	-44.32
0.00194500	7.95	47.93	0.00	0.00	55.88	100.76	-44.88
0.00199000	7.84	47.74	0.00	0.00	55.58	100.55	-44.96
0.00208000	7.11	47.37	0.00	0.00	54.48	100.15	-45.66
0.00221500	7.12	46.84	0.00	0.00	53.97	99.58	-45.61
0.00228700	6.47	46.58	0.00	0.00	53.05	99.29	-46.24
0.00242200	6.23	46.09	0.00	0.00	52.33	98.77	-46.44
0.00247600	6.62	45.91	0.00	0.00	52.53	98.57	-46.04
0.00257500	6.09	45.58	0.00	0.00	51.68	98.22	-46.54
0.00263800	5.68	45.38	0.00	0.00	51.06	98.00	-46.94
0.00272800	5.05	45.10	0.00	0.00	50.15	97.69	-47.54
0.00280000	5.89	44.88	0.00	0.00	50.77	97.46	-46.69
0.00289000	5.73	44.61	0.00	0.00	50.35	97.17	-46.82
0.00298900	5.23	44.33	0.00	0.00	49.57	96.87	-47.30
0.00307000	5.48	44.10	0.00	0.00	49.58	96.63	-47.04
0.00322300	4.23	43.67	0.00	0.00	47.90	96.19	-48.28
0.00325000	5.21	43.59	0.00	0.00	48.81	96.11	-47.30
0.00341200	5.81	43.17	0.00	0.00	48.98	95.67	-46.69
0.00348400	6.17	42.98	0.00	0.00	49.16	95.48	-46.32
0.00357400	6.82	42.76	0.00	0.00	49.58	95.25	-45.67
0.00362800	6.54	42.63	0.00	0.00	49.17	95.11	-45.94
0.00376300	5.58	42.30	0.01	0.00	47.89	94.78	-46.90
0.00380800	5.11	42.20	0.01	0.00	47.31	94.68	-47.36
0.00392500	4.10	41.93	0.01	0.00	46.04	94.40	-48.36
0.00397900	5.36	41.81	0.01	0.00	47.18	94.28	-47.10

Tested by: Michael Westman  
Printed

Signature

Reviewed by: Gerald V. Anderson  
Printed

Signature

Mode of Operation Key	
#	Description
1	
2	
3	
4	
5	

J:\REPORTS\2006\10xx\1038\Rpt\_Docs\2011\1580\1387-RE101-1580-with tab data-mjw-gva.doc

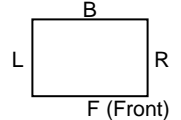
# Radiated Emissions



Test Report #: NC1101387

Test Area: 3

FACE DEFINITION  
(TOP VIEW)



EUT Model #: MIL1580-XXXX

Date: 14 April, 2011

T = Top  
U = Under Side

EUT Serial #: None

EUT Power: 24 VDC

Temperature: 23 °C

Test Method: Mil Std 461F, RE101

Air Pressure: 99.1 kPa

Customer: Lind Electronics

Relative Humidity: 22 %

EUT Description: DC to DC Converter

Page: 68 of 72

Notes: \_\_\_\_\_

Data File Name: T:\13xx\1387\Data\4-13-11\1378-RE101-1580.ema

0.00413200	4.78	41.48	0.01	0.00	46.27	93.94	-47.67
0.00415900	5.37	41.42	0.01	0.00	46.80	93.88	-47.08
0.00424000	4.22	41.25	0.01	0.00	45.48	93.70	-48.23
0.00440200	4.27	40.92	0.01	0.00	45.20	93.36	-48.17
0.00446500	5.23	40.80	0.01	0.00	46.03	93.24	-47.20
0.00454600	3.98	40.64	0.01	0.00	44.62	93.07	-48.45
0.00460000	5.35	40.53	0.01	0.00	45.89	92.97	-47.08
0.00472600	4.39	40.30	0.01	0.00	44.69	92.72	-48.03
0.00486100	2.02	40.05	0.01	0.00	42.07	92.47	-50.39
0.00492400	3.55	39.93	0.01	0.00	43.49	92.35	-48.86
0.00497800	3.98	39.84	0.01	0.00	43.82	92.25	-48.43
0.00507700	3.05	39.68	0.01	0.00	42.74	92.07	-49.34
0.00522100	3.71	39.47	0.01	0.00	43.18	91.82	-48.64
0.00530200	3.76	39.35	0.01	0.00	43.11	91.68	-48.57
0.00537400	4.22	39.24	0.01	0.00	43.47	91.56	-48.09
0.00546400	3.58	39.11	0.01	0.00	42.70	91.41	-48.71
0.00554500	3.40	39.00	0.01	0.00	42.41	91.28	-48.87
0.00567100	2.87	38.83	0.01	0.00	41.70	91.07	-49.37
0.00575200	3.95	38.72	0.01	0.00	42.67	90.94	-48.27
0.00578800	3.27	38.67	0.01	0.00	41.95	90.89	-48.94
0.00586900	3.07	38.56	0.01	0.00	41.64	90.76	-49.12
0.00598600	2.44	38.41	0.01	0.00	40.86	90.58	-49.73
0.00612100	4.95	38.24	0.01	0.00	43.19	90.38	-47.19
0.00620200	2.77	38.14	0.01	0.00	40.91	90.26	-49.35
0.00630100	3.33	38.01	0.01	0.00	41.35	90.12	-48.77
0.00636400	2.23	37.94	0.01	0.00	40.17	90.03	-49.86
0.00647200	2.38	37.81	0.01	0.00	40.19	89.88	-49.68
0.00657100	3.01	37.69	0.01	0.00	40.71	89.74	-49.03
0.00662500	1.83	37.63	0.01	0.00	39.46	89.67	-50.20
0.00667000	1.69	37.57	0.01	0.00	39.27	89.60	-50.33
0.00676900	2.94	37.46	0.01	0.00	40.41	89.47	-49.07
0.00690400	2.77	37.31	0.01	0.00	40.08	89.29	-49.21
0.00696700	1.51	37.24	0.01	0.00	38.75	89.21	-50.46
0.00704800	1.31	37.15	0.01	0.00	38.47	89.11	-50.64
0.00716500	1.87	37.02	0.01	0.00	38.90	88.96	-50.06
0.00721900	2.53	36.97	0.01	0.00	39.50	88.89	-49.39
0.00730000	2.95	36.88	0.01	0.00	39.84	88.79	-48.95
0.00746200	1.59	36.72	0.01	0.00	38.31	88.59	-50.28

Tested by: Michael Westman  
Printed

Signature

Reviewed by: Gerald V. Anderson  
Printed

Signature

Mode of Operation Key	
#	Description
1	
2	
3	
4	
5	

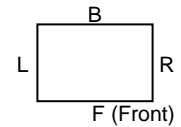
J:\REPORTS\2006\10xx\1038\Rpt\_Docs\2011\1580\1387-RE101-1580-with tab data-mjw-gva.doc



# Radiated Emissions



America



FACE DEFINITION  
(TOP VIEW)

T = Top  
U = Under Side

Test Report #: NC1101387

Test Area: 3

EUT Model #: MIL1580-XXXX

Date: 14 April, 2011

EUT Serial #: None

EUT Power: 24 VDC

Temperature: 23 °C

Test Method: Mil Std 461F, RE101

Air Pressure: 99.1 kPa

Customer: Lind Electronics

Relative Humidity: 22 %

EUT Description: DC to DC Converter

Page: 69 of 72

Notes: \_\_\_\_\_

Data File Name: T:\13xx\1387\Data\4-13-11\1378-RE101-1580.ema

0.00754300	4.32	36.63	0.01	0.00	40.96	88.49	-47.53
0.00760600	3.00	36.57	0.01	0.00	39.58	88.42	-48.84
0.00773200	4.50	36.45	0.01	0.00	40.95	88.27	-47.31
0.00780400	3.96	36.38	0.01	0.00	40.34	88.18	-47.84
0.00784000	1.97	36.34	0.01	0.00	38.32	88.14	-49.82
0.00797500	3.07	36.21	0.01	0.00	39.29	87.99	-48.70
0.00802900	2.39	36.16	0.01	0.00	38.56	87.93	-49.37
0.00817300	3.40	36.03	0.01	0.00	39.43	87.77	-48.33
0.00820900	2.28	35.99	0.01	0.00	38.28	87.73	-49.44
0.00829000	3.64	35.92	0.01	0.00	39.57	87.64	-48.07
0.00842500	3.91	35.80	0.01	0.00	39.72	87.49	-47.78
0.00853300	2.80	35.70	0.01	0.00	38.51	87.38	-48.87
0.00864100	4.10	35.61	0.01	0.00	39.71	87.26	-47.55
0.00866800	2.98	35.58	0.01	0.00	38.57	87.23	-48.66
0.00882100	3.88	35.45	0.01	0.00	39.34	87.08	-47.74
0.00891100	3.14	35.37	0.01	0.00	38.52	86.98	-48.46
0.00898300	2.39	35.31	0.01	0.00	37.71	86.91	-49.20
0.00901900	3.24	35.28	0.01	0.00	38.53	86.87	-48.34
0.00912700	3.91	35.19	0.01	0.00	39.11	86.77	-47.66
0.00927100	4.54	35.07	0.01	0.00	39.62	86.63	-47.00
0.00930700	3.01	35.04	0.01	0.00	38.06	86.59	-48.53
0.00939700	2.02	34.97	0.01	0.00	37.00	86.50	-49.50
0.00952300	2.38	34.87	0.01	0.00	37.26	86.38	-49.12
0.00957700	3.21	34.83	0.01	0.00	38.05	86.33	-48.29
0.00967600	3.73	34.75	0.01	0.00	38.49	86.24	-47.75
0.00979300	2.95	34.66	0.01	0.00	37.62	86.13	-48.51
0.00982000	1.88	34.64	0.01	0.00	36.53	86.10	-49.58
0.00999100	2.76	34.51	0.01	0.00	37.28	85.95	-48.67

Tested by: Michael Westman  
Printed

Signature

Reviewed by: Gerald V. Anderson  
Printed

Signature

Mode of Operation Key	
#	Description
1	
2	
3	
4	
5	

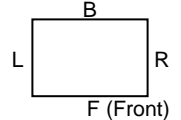
J:\REPORTS\2006\10xx\1038\Rpt\_Docs\2011\1580\1387-RE101-1580-with tab data-mjw-gva.doc

# Radiated Emissions



Test Report #: NC1101387 Test Area: 3  
 EUT Model #: MIL1580-XXXX Date: 14 April, 2011  
 EUT Serial #: None EUT Power: 24 VDC Temperature: 23 °C  
 Test Method: Mil Std 461F, RE101 Air Pressure: 99.1 kPa  
 Customer: Lind Electronics Relative Humidity: 22 %  
 EUT Description: DC to DC Converter Page: 70 of 72

FACE DEFINITION  
(TOP VIEW)



T = Top  
U = Under Side

Notes: \_\_\_\_\_

Data File Name: T:\13xx\1387\Data\4-13-11\1378-RE101-1580.ema

Frequency (MHz)	Receiver (dB)	Transducer (dB)	Cable Loss (dB)	Preamp (dB)	Final Data (dB)	Limit	Differential (dB)
0.01045000	14.11	34.25	0.01	0.00	48.36	85.54	-37.18
0.01135000	14.56	33.77	0.01	0.00	48.34	84.79	-36.46
0.01225000	13.57	33.33	0.01	0.00	46.91	84.10	-37.20
0.01306000	13.30	32.96	0.01	0.00	46.27	83.52	-37.26
0.01432000	12.64	32.43	0.01	0.00	45.08	82.69	-37.61
0.01522000	13.43	32.08	0.01	0.00	45.52	82.14	-36.62
0.01540000	13.00	32.01	0.01	0.00	45.02	82.03	-37.01
0.01666000	13.05	31.55	0.01	0.00	44.62	81.32	-36.71
0.01720000	10.90	31.37	0.01	0.00	42.28	81.03	-38.75
0.01882000	11.60	30.85	0.01	0.00	42.46	80.22	-37.76
0.01963000	11.43	30.61	0.01	0.00	42.05	79.84	-37.79
0.01990000	10.24	30.53	0.01	0.00	40.78	79.71	-38.93
0.02107000	10.61	30.24	0.01	0.00	40.87	79.20	-38.33
0.02179000	10.54	30.08	0.01	0.00	40.63	78.89	-38.26
0.02305000	10.00	29.80	0.01	0.00	39.81	78.38	-38.57
0.02350000	9.58	29.70	0.01	0.00	39.30	78.21	-38.91
0.02458000	10.34	29.48	0.01	0.00	39.84	77.80	-37.97
0.02593000	10.13	29.22	0.01	0.00	39.36	77.32	-37.96
0.02620000	9.87	29.17	0.01	0.00	39.05	77.23	-38.17
0.02773000	10.47	28.89	0.02	0.00	39.37	76.71	-37.34
0.02818000	12.02	28.81	0.02	0.00	40.84	76.57	-35.72
0.02908000	11.14	28.65	0.02	0.00	39.81	76.28	-36.47
0.03025000	10.17	28.49	0.02	0.00	38.67	76.00	-37.33
0.03079000	9.87	28.45	0.02	0.00	38.34	76.00	-37.66
0.03223000	8.69	28.38	0.02	0.00	37.08	76.00	-38.92
0.03313000	9.35	28.33	0.02	0.00	37.69	76.00	-38.31
0.03412000	8.47	28.28	0.02	0.00	36.76	76.00	-39.24
0.03466000	9.82	28.25	0.02	0.00	38.09	76.00	-37.91
0.03601000	9.56	28.18	0.02	0.00	37.76	76.00	-38.24
0.03610000	9.20	28.18	0.02	0.00	37.40	76.00	-38.60
0.03772000	9.90	28.10	0.02	0.00	38.02	76.00	-37.98
0.03817000	11.63	28.08	0.02	0.00	39.73	76.00	-36.27
0.03925000	10.59	28.03	0.02	0.00	38.64	76.00	-37.36
0.03979000	9.87	28.01	0.02	0.00	37.90	76.00	-38.10

Tested by: Michael Westman  
Printed

Signature

Reviewed by: Gerald V. Anderson  
Printed

Signature

Mode of Operation Key	
#	Description
1	
2	
3	
4	
5	

J:\REPORTS\2006\10xx\1038\Rpt\_Docs\2011\1580\1387-RE101-1580-with tab data-mjw-gva.doc

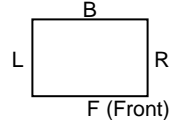
# Radiated Emissions



Test Report #: NC1101387

Test Area: 3

FACE DEFINITION  
(TOP VIEW)



EUT Model #: MIL1580-XXXX

Date: 14 April, 2011

T = Top  
U = Under Side

EUT Serial #: None

EUT Power: 24 VDC

Temperature: 23 °C

Test Method: Mil Std 461F, RE101

Air Pressure: 99.1 kPa

Customer: Lind Electronics

Relative Humidity: 22 %

EUT Description: DC to DC Converter

Page: 71 of 72

Notes: \_\_\_\_\_

Data File Name: T:\13xx\1387\Data\4-13-11\1378-RE101-1580.ema

0.04141000	10.39	28.00	0.02	0.00	38.41	76.00	-37.59
0.04150000	9.58	28.00	0.02	0.00	37.60	76.00	-38.40
0.04267000	8.67	28.00	0.02	0.00	36.69	76.00	-39.31
0.04339000	8.15	28.00	0.02	0.00	36.17	76.00	-39.83
0.04465000	8.83	28.00	0.02	0.00	36.85	76.00	-39.15
0.04528000	7.96	28.00	0.02	0.00	35.98	76.00	-40.02
0.04663000	9.13	28.00	0.02	0.00	37.15	76.00	-38.85
0.04744000	8.34	28.00	0.02	0.00	36.36	76.00	-39.64
0.04798000	8.78	28.00	0.02	0.00	36.80	76.00	-39.20
0.04933000	8.24	28.00	0.02	0.00	36.26	76.00	-39.74
0.05032000	8.93	27.99	0.02	0.00	36.94	76.00	-39.06
0.05122000	8.09	27.96	0.02	0.00	36.07	76.00	-39.93
0.05203000	7.86	27.93	0.02	0.00	35.82	76.00	-40.18
0.05257000	8.95	27.92	0.02	0.00	36.89	76.00	-39.11
0.05320000	8.67	27.90	0.02	0.00	36.59	76.00	-39.41
0.05491000	9.01	27.85	0.02	0.00	36.88	76.00	-39.12
0.05581000	8.56	27.82	0.02	0.00	36.40	76.00	-39.60
0.05671000	7.81	27.79	0.02	0.00	35.63	76.00	-40.37
0.05734000	8.89	27.77	0.02	0.00	36.69	76.00	-39.31
0.05833000	9.05	27.75	0.02	0.00	36.82	76.00	-39.18
0.05905000	7.92	27.73	0.02	0.00	35.67	76.00	-40.33
0.05968000	7.81	27.71	0.02	0.00	35.54	76.00	-40.46
0.06112000	7.33	27.68	0.02	0.00	35.03	76.00	-40.97
0.06202000	9.83	27.66	0.02	0.00	37.51	76.00	-38.49
0.06238000	9.82	27.65	0.02	0.00	37.49	76.00	-38.51
0.06364000	7.50	27.62	0.02	0.00	35.15	76.00	-40.85
0.06445000	9.14	27.61	0.02	0.00	36.77	76.00	-39.23
0.06544000	8.99	27.59	0.02	0.00	36.60	76.00	-39.40
0.06580000	8.23	27.58	0.02	0.00	35.83	76.00	-40.17
0.06742000	6.42	27.55	0.02	0.00	33.99	76.00	-42.01
0.06832000	6.23	27.53	0.03	0.00	33.79	76.00	-42.21
0.06931000	9.38	27.51	0.03	0.00	36.92	76.00	-39.08
0.07012000	7.27	27.50	0.03	0.00	34.80	76.00	-41.20
0.07075000	7.73	27.50	0.03	0.00	35.26	76.00	-40.74
0.07156000	6.31	27.50	0.03	0.00	33.84	76.00	-42.16
0.07228000	7.79	27.50	0.03	0.00	35.32	76.00	-40.68
0.07327000	6.89	27.50	0.03	0.00	34.42	76.00	-41.58
0.07462000	7.26	27.50	0.03	0.00	34.79	76.00	-41.21

Tested by: Michael Westman  
Printed

Signature

Reviewed by: Gerald V. Anderson  
Printed

Signature

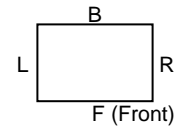
Mode of Operation Key	
#	Description
1	
2	
3	
4	
5	

J:\REPORTS\2006\10xx\1038\Rpt\_Docs\2011\1580\1387-RE101-1580-with tab data-mjw-gva.doc

# Radiated Emissions



America



FACE DEFINITION  
(TOP VIEW)

T = Top  
U = Under Side

Test Report #: NC1101387

Test Area: 3

EUT Model #: MIL1580-XXXX

Date: 14 April, 2011

EUT Serial #: None

EUT Power: 24 VDC

Temperature: 23 °C

Test Method: Mil Std 461F, RE101

Air Pressure: 99.1 kPa

Customer: Lind Electronics

Relative Humidity: 22 %

EUT Description: DC to DC Converter

Page: 72 of 72

Notes: \_\_\_\_\_

Data File Name: T:\13xx\1387\Data\4-13-11\1378-RE101-1580.ema

0.07507000	7.87	27.50	0.03	0.00	35.40	76.00	-40.60
0.07588000	6.49	27.50	0.03	0.00	34.02	76.00	-41.98
0.07705000	9.06	27.50	0.03	0.00	36.59	76.00	-39.41
0.07750000	7.42	27.50	0.03	0.00	34.95	76.00	-41.05
0.07876000	7.20	27.50	0.03	0.00	34.73	76.00	-41.27
0.07957000	7.76	27.50	0.03	0.00	35.29	76.00	-40.71
0.08029000	7.12	27.49	0.03	0.00	34.64	76.00	-41.36
0.08173000	7.92	27.46	0.03	0.00	35.41	76.00	-40.59
0.08245000	7.31	27.45	0.03	0.00	34.79	76.00	-41.21
0.08344000	7.27	27.43	0.03	0.00	34.73	76.00	-41.27
0.08434000	8.15	27.41	0.03	0.00	35.59	76.00	-40.41
0.08470000	6.40	27.40	0.03	0.00	33.83	76.00	-42.17
0.08587000	7.90	27.38	0.03	0.00	35.31	76.00	-40.69
0.08668000	7.64	27.36	0.03	0.00	35.03	76.00	-40.97
0.08812000	7.78	27.34	0.03	0.00	35.14	76.00	-40.86
0.08875000	8.10	27.32	0.03	0.00	35.45	76.00	-40.55
0.08956000	6.71	27.31	0.03	0.00	34.05	76.00	-41.95
0.09064000	7.08	27.30	0.03	0.00	34.41	76.00	-41.59
0.09136000	6.35	27.30	0.03	0.00	33.68	76.00	-42.32
0.09217000	7.02	27.30	0.03	0.00	34.35	76.00	-41.65
0.09289000	7.59	27.30	0.03	0.00	34.92	76.00	-41.08
0.09370000	6.87	27.30	0.03	0.00	34.20	76.00	-41.80
0.09541000	6.78	27.30	0.03	0.00	34.11	76.00	-41.89
0.09631000	6.79	27.30	0.03	0.00	34.12	76.00	-41.88
0.09685000	7.98	27.30	0.03	0.00	35.31	76.00	-40.69
0.09757000	6.85	27.30	0.03	0.00	34.18	76.00	-41.82
0.09820000	6.57	27.30	0.03	0.00	33.90	76.00	-42.10
0.09964000	8.19	27.30	0.03	0.00	35.52	76.00	-40.48

Tested by: Michael Westman  
Printed

Signature

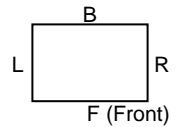
Reviewed by: Gerald V. Anderson  
Printed

Signature

Mode of Operation Key	
#	Description
1	
2	
3	
4	
5	

J:\REPORTS\2006\10xx\1038\Rpt\_Docs\2011\1580\1387-RE101-1580-with tab data-mjw-gva.doc

# Radiated Emissions



Test Report #: NC1101387 Test Area: 3

EUT Model #: MIL1580-XXXX Date: 14 April, 2011

EUT Serial #: None EUT Power: 24 VDC Temperature: 23 °C

Test Method: Mil Std 461F, RE102 Air Pressure: 99.1 kPa

Customer: Lind Electronics Relative Humidity: 22 %

EUT Description: DC to DC Converter Page: 1 of 108

Notes: \_\_\_\_\_

Data File Name: T:\13xx\1387\Data\4-13-11\temp\1387RE02.ema

## Report Number: 1

Frequency	Transducer	POL	Ant Dist	Side	EM Type	OP Mode	Notes:	P/F?
2.000 MHz - 10.000 MHz	Active Rod	N/A	N/A	N/A	N/A	System Check	At 2 MHz	Pass

Peak Over/Under Limit Value: -3.98dB @ 2.00000000MHz

## Report Number: 2

Frequency	Transducer	POL	Ant Dist	Side	EM Type	OP Mode	Notes:	P/F?
2.000 MHz - 10.000 MHz	Active Rod	N/A	N/A	N/A	N/A	System Check	At 8 MHz	Pass

Peak Over/Under Limit Value: -5.21dB @ 8.00000000MHz

## Report Number: 3

Frequency	Transducer	POL	Ant Dist	Side	EM Type	OP Mode	Notes:	P/F?
10.000 MHz - 30.000 MHz	Active Rod	N/A	N/A	N/A	N/A	System Check	At 30 MHz	Pass

Peak Over/Under Limit Value: -5.44dB @ 30.00000000MHz

## Report Number: 4

Frequency	Transducer	POL	Ant Dist	Side	EM Type	OP Mode	Notes:	P/F?
30.000 MHz - 200.000 MHz	Biconical	N/A	N/A	N/A	N/A	System Check	At 200 MHz	Pass

Peak Over/Under Limit Value: -4.57dB @ 200.00000000MHz

## Report Number: 5

Frequency	Transducer	POL	Ant Dist	Side	EM Type	OP Mode	Notes:	P/F?
200.000 MHz - 1.000 GHz	DRG	N/A	N/A	N/A	N/A	System Check	At 1 GHz	Pass

Peak Over/Under Limit Value: -4.92dB @ 1000.00000000MHz

Tested by: Michael Westman  
Printed

Signature

Reviewed by: Gerald V. Anderson  
Printed

Signature

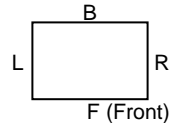
Mode of Operation Key	
#	Description
1	
2	
3	
4	
5	

J:\REPORTS\2006\10xx\1038\Rpt\_Docs\2011\1580\1387-RE102-1580-with tab data-mjw-gva.doc

# Radiated Emissions



America



FACE DEFINITION  
(TOP VIEW)

T = Top  
U = Under Side

Test Report #: NC1101387

Test Area: 3

EUT Model #: MIL1580-XXXX

Date: 14 April, 2011

EUT Serial #: None

EUT Power: 24 VDC

Temperature: 23 °C

Test Method: Mil Std 461F, RE102

Air Pressure: 99.1 kPa

Customer: Lind Electronics

Relative Humidity: 22 %

EUT Description: DC to DC Converter

Page: 2 of 108

Notes: \_\_\_\_\_

Data File Name: T:\13xx\1387\Data\4-13-11\temp\1387RE02.ema

## Report Number: 6

Frequency	Transducer	POL	Ant Dist	Side	EM Type	OP Mode	Notes:	P/F?
6.000 GHz - 18.000 GHz	DRG	N/A	N/A	N/A	N/A	System Check	At 18 GHz	Pass

Peak Over/Under Limit Value: -5.70dB @ 18000.00000000MHz

## Report Number: 7

Frequency	Transducer	POL	Ant Dist	Side	EM Type	OP Mode	Notes:	P/F?
10.000 MHz - 30.000 MHz	Active Rod	N/A	N/A	N/A	N/A	System Check	At 30 MHz	N/A

Peak Over/Under Limit Value: -0.67dB @ 30.00000000MHz

## Report Number: 8

Frequency	Transducer	POL	Ant Dist	Side	EM Type	OP Mode	Notes:	P/F?
30.000 MHz - 200.000 MHz	Biconical	N/A	N/A	N/A	N/A	System Check	At 200 MHz	N/A

Peak Over/Under Limit Value: 23.39dB @ 200.00000000MHz

## Report Number: 9

Frequency	Transducer	POL	Ant Dist	Side	EM Type	OP Mode	Notes:	P/F?
200.000 MHz - 1.000 GHz	DRG	N/A	N/A	N/A	N/A	System Check	At 1 GHz	N/A

Peak Over/Under Limit Value: 14.65dB @ 1000.00000000MHz

## Report Number: 10

Frequency	Transducer	POL	Ant Dist	Side	EM Type	OP Mode	Notes:	P/F?
6.000 GHz - 18.000 GHz	DRG	N/A	N/A	N/A	N/A	System Check	At 18 GHz	N/A

Peak Over/Under Limit Value: 4.33dB @ 18000.00000000MHz

Tested by: Michael Westman  
Printed

Signature

Reviewed by: Gerald V. Anderson  
Printed

Signature

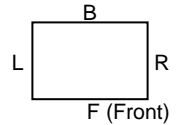
Mode of Operation Key	
#	Description
1	
2	
3	
4	
5	

J:\REPORTS\2006\10xx\1038\Rpt\_Docs\2011\1580\1387-RE102-1580-with tab data-mjw-gva.doc

# Radiated Emissions



America



FACE DEFINITION  
(TOP VIEW)

T = Top  
U = Under Side

Test Report #: NC1101387

Test Area: 3

EUT Model #: MIL1580-XXXX

Date: 14 April, 2011

EUT Serial #: None

EUT Power: 24 VDC

Temperature: 23 °C

Test Method: Mil Std 461F, RE102

Air Pressure: 99.1 kPa

Customer: Lind Electronics

Relative Humidity: 22 %

EUT Description: DC to DC Converter

Page: 3 of 108

Notes: \_\_\_\_\_

Data File Name: T:\13xx\1387\Data\4-13-11\temp\1387RE02.ema

## Report Number: 11

Frequency	Transducer	POL	Ant Dist	Side	EM Type	OP Mode	Notes:	P/F?
2.000 MHz - 10.000 MHz	Active Rod	V	1 m	Front	N/A	Ambient		Pass
10.000 MHz - 30.000 MHz	Active Rod	V	1 m	Front	N/A	Ambient		Pass
30.000 MHz - 200.000 MHz	Biconical	V	1 m	Front	N/A	Ambient		Pass
200.000 MHz - 1.000 GHz	DRG	V	1 m	Front	N/A	Ambient		Pass
1.000 GHz - 6.000 GHz	DRG	V	1 m	Front	N/A	Ambient		Pass
6.000 GHz - 18.000 GHz	DRG	V	1 m	Front	N/A	Ambient		Pass

Peak Over/Under Limit Value: -6.84dB @ 12.16000000MHz

## Report Number: 12

Frequency	Transducer	POL	Ant Dist	Side	EM Type	OP Mode	Notes:	P/F?
30.000 MHz - 200.000 MHz	Biconical	H	1 m	Front	N/A	Ambient		Pass
200.000 MHz - 1.000 GHz	DRG	H	1 m	Front	N/A	Ambient		Pass
1.000 GHz - 6.000 GHz	DRG	H	1 m	Front	N/A	Ambient		Pass
6.000 GHz - 18.000 GHz	DRG	H	1 m	Front	N/A	Ambient		Pass

Peak Over/Under Limit Value: -6.69dB @ 32.38000000MHz

Tested by: Michael Westman  
Printed

Signature

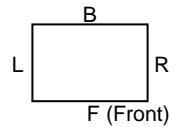
Reviewed by: Gerald V. Anderson  
Printed

Signature

Mode of Operation Key	
#	Description
1	
2	
3	
4	
5	

J:\REPORTS\2006\10xx\1038\Rpt\_Docs\2011\1580\1387-RE102-1580-with tab data-mjw-gva.doc

# Radiated Emissions



Test Report #: NC1101387 Test Area: 3  
 EUT Model #: MIL1580-XXXX Date: 14 April, 2011  
 EUT Serial #: None EUT Power: 24 VDC Temperature: 23 °C  
 Test Method: Mil Std 461F, RE102 Air Pressure: 99.1 kPa  
 Customer: Lind Electronics Relative Humidity: 22 %  
 EUT Description: DC to DC Converter Page: 4 of 108

Notes: \_\_\_\_\_

Data File Name: T:\13xx\1387\Data\4-13-11\temp\1387RE02.ema

## Report Number: 13

Frequency	Transducer	POL	Ant Dist	Side	EM Type	OP Mode	Notes:	P/F?
2.000 MHz - 10.000 MHz	Active Rod	V	1 m	Front	N/A	Fully OP		Pass
10.000 MHz - 30.000 MHz	Active Rod	V	1 m	Front	N/A	Fully OP		Pass
30.000 MHz - 200.000 MHz	Biconical	V	1 m	Front	N/A	Fully OP		Pass
200.000 MHz - 1.000 GHz	DRG	V	1 m	Front	N/A	Fully OP		Pass
1.000 GHz - 6.000 GHz	DRG	V	1 m	Front	N/A	Fully OP		Pass
6.000 GHz - 18.000 GHz	DRG	V	1 m	Front	N/A	Fully OP		Pass

Peak Over/Under Limit Value: -7.57dB @ 11.32000000MHz

## Report Number: 14

Frequency	Transducer	POL	Ant Dist	Side	EM Type	OP Mode	Notes:	P/F?
30.000 MHz - 200.000 MHz	Biconical	H	1 m	Front	N/A	Fully OP		Pass
200.000 MHz - 1.000 GHz	DRG	H	1 m	Front	N/A	Fully OP		Pass
1.000 GHz - 6.000 GHz	DRG	H	1 m	Front	N/A	Fully OP		Pass
6.000 GHz - 18.000 GHz	DRG	H	1 m	Front	N/A	Fully OP		Pass

Peak Over/Under Limit Value: -6.82dB @ 31.19000000MHz

Tested by: Michael Westman  
 Printed

Signature

Reviewed by: Gerald V. Anderson  
 Printed

Signature

Mode of Operation Key	
#	Description
1	
2	
3	
4	
5	

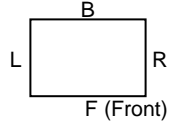
J:\REPORTS\2006\10xx\1038\Rpt\_Docs\2011\1580\1387-RE102-1580-with tab data-mjw-gva.doc



# Radiated Emissions



America



FACE DEFINITION  
(TOP VIEW)

T = Top  
U = Under Side

Test Report #: NC1101387

Test Area: 3

EUT Model #: MIL1580-XXXX

Date: 14 April, 2011

EUT Serial #: None

EUT Power: 24 VDC

Temperature: 23 °C

Test Method: Mil Std 461F, RE102

Air Pressure: 99.1 kPa

Customer: Lind Electronics

Relative Humidity: 22 %

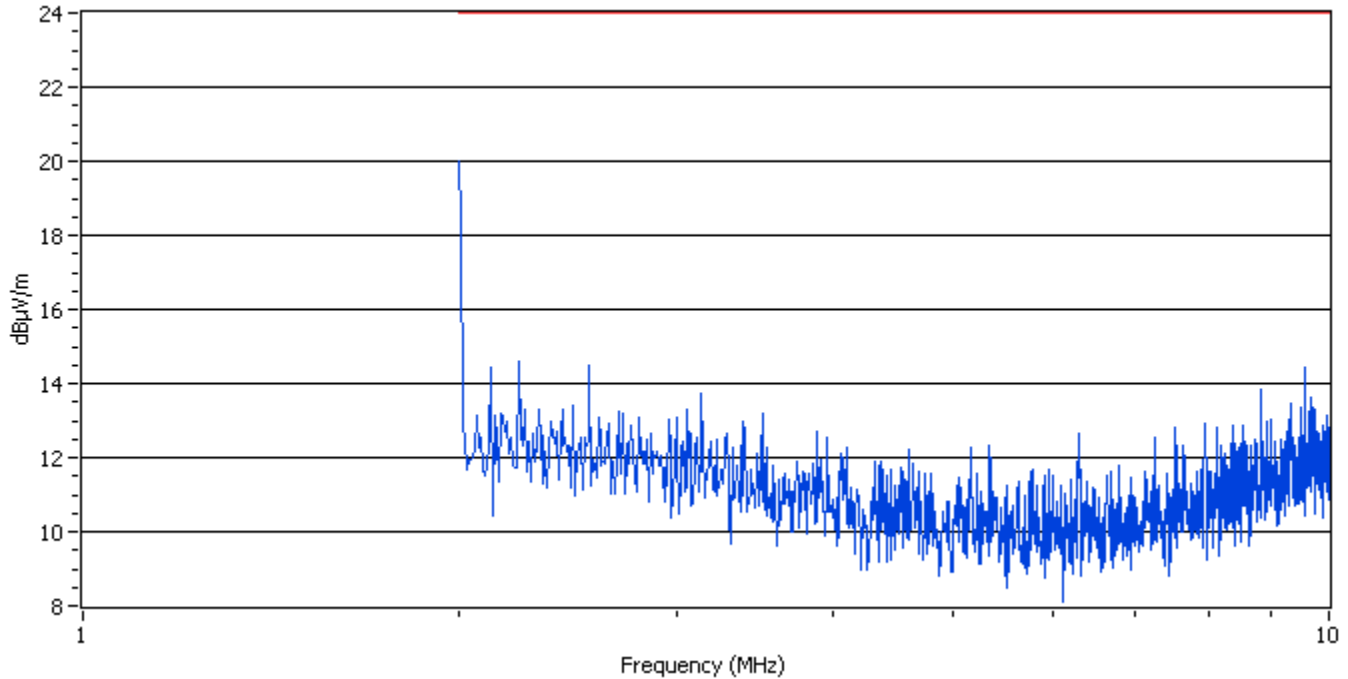
EUT Description: DC to DC Converter

Page: 5 of 108

Notes: \_\_\_\_\_

Data File Name: T:\13xx\1387\Data\4-13-11\temp\1387RE02.ema

## Subreport Number: 1



Polarity: N/A  
Mode of Operation: System Check at 2 MHz

Tested by: Michael Westman  
Printed

Signature

Reviewed by: Gerald V. Anderson  
Printed

Signature

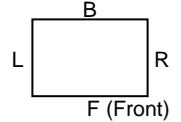
Mode of Operation Key	
#	Description
1	
2	
3	
4	
5	

J:\REPORTS\2006\10xx\1038\Rpt\_Docs\2011\1580\1387-RE102-1580-with tab data-mjw-gva.doc

# Radiated Emissions



America



FACE DEFINITION  
(TOP VIEW)

T = Top  
U = Under Side

Test Report #: NC1101387

Test Area: 3

EUT Model #: MIL1580-XXXX

Date: 14 April, 2011

EUT Serial #: None

EUT Power: 24 VDC

Temperature: 23 °C

Test Method: Mil Std 461F, RE102

Air Pressure: 99.1 kPa

Customer: Lind Electronics

Relative Humidity: 22 %

EUT Description: DC to DC Converter

Page: 6 of 108

Notes: \_\_\_\_\_

Data File Name: T:\13xx\1387\Data\4-13-11\temp\1387RE02.ema

Frequency (MHz)	Receiver (dB)	Transducer (dB)	Cable Loss (dB)	Preamp (dB)	Final Data (dB)	Limit	Differential (dB)
2.0000000	18.71	1.20	0.11	0.00	20.02	24.00	-3.98
2.1280000	13.14	1.20	0.12	0.00	14.46	24.00	-9.54
2.1680000	11.86	1.20	0.12	0.00	13.18	24.00	-10.82
2.2400000	13.25	1.20	0.12	0.00	14.57	24.00	-9.43
2.3200000	11.96	1.20	0.12	0.00	13.28	24.00	-10.72
2.4720000	12.07	1.20	0.13	0.00	13.40	24.00	-10.60
2.5520000	13.15	1.20	0.13	0.00	14.48	24.00	-9.52
2.5920000	11.74	1.20	0.13	0.00	13.07	24.00	-10.93
2.6880000	11.92	1.20	0.13	0.00	13.25	24.00	-10.75
2.7920000	11.72	1.20	0.14	0.00	13.06	24.00	-10.94
2.8560000	11.29	1.20	0.14	0.00	12.63	24.00	-11.37
2.9520000	11.66	1.20	0.14	0.00	13.00	24.00	-11.00
2.9920000	11.75	1.20	0.14	0.00	13.09	24.00	-10.91
3.0480000	11.95	1.20	0.14	0.00	13.29	24.00	-10.71
3.1360000	12.41	1.20	0.15	0.00	13.76	24.00	-10.24
3.2240000	11.13	1.20	0.15	0.00	12.48	24.00	-11.52
3.2880000	11.28	1.20	0.15	0.00	12.63	24.00	-11.37
3.3840000	11.61	1.20	0.15	0.00	12.96	24.00	-11.04
3.4960000	11.23	1.20	0.15	0.00	12.58	24.00	-11.42
3.5200000	11.85	1.20	0.15	0.00	13.20	24.00	-10.80
3.6560000	10.22	1.20	0.16	0.00	11.58	24.00	-12.42
3.7360000	10.55	1.20	0.16	0.00	11.91	24.00	-12.09
3.7840000	10.25	1.20	0.16	0.00	11.61	24.00	-12.39
3.8800000	11.33	1.20	0.16	0.00	12.69	24.00	-11.31
3.9600000	11.16	1.20	0.16	0.00	12.52	24.00	-11.48
4.0640000	10.75	1.20	0.17	0.00	12.12	24.00	-11.88
4.0960000	10.89	1.20	0.17	0.00	12.26	24.00	-11.74
4.1840000	9.79	1.20	0.17	0.00	11.16	24.00	-12.84
4.3040000	9.80	1.20	0.17	0.00	11.17	24.00	-12.83
4.3680000	10.53	1.20	0.17	0.00	11.90	24.00	-12.10
4.4480000	10.30	1.20	0.18	0.00	11.68	24.00	-12.32
4.5360000	10.35	1.20	0.18	0.00	11.73	24.00	-12.27
4.6000000	10.81	1.20	0.18	0.00	12.19	24.00	-11.81
4.6400000	10.44	1.20	0.18	0.00	11.82	24.00	-12.18

Tested by: Michael Westman  
Printed

Signature

Reviewed by: Gerald V. Anderson  
Printed

Signature

Mode of Operation Key	
#	Description
1	
2	
3	
4	
5	

J:\REPORTS\2006\10xx\1038\Rpt\_Docs\2011\1580\1387-RE102-1580-with tab data-mjw-gva.doc

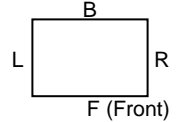
# Radiated Emissions



Test Report #: NC1101387

Test Area: 3

FACE DEFINITION  
(TOP VIEW)



EUT Model #: MIL1580-XXXX

Date: 14 April, 2011

T = Top  
U = Under Side

EUT Serial #: None

EUT Power: 24 VDC

Temperature: 23 °C

Test Method: Mil Std 461F, RE102

Air Pressure: 99.1 kPa

Customer: Lind Electronics

Relative Humidity: 22 %

EUT Description: DC to DC Converter

Page: 7 of 108

Notes: \_\_\_\_\_

Data File Name: T:\13xx\1387\Data\4-13-11\temp\1387RE02.ema

4.74400000	10.19	1.20	0.18	0.00	11.57	24.00	-12.43
4.80000000	10.19	1.20	0.18	0.00	11.57	24.00	-12.43
4.95200000	9.44	1.20	0.19	0.00	10.83	24.00	-13.17
5.02400000	9.84	1.20	0.19	0.00	11.23	24.00	-12.77
5.05600000	10.05	1.20	0.19	0.00	11.44	24.00	-12.56
5.15200000	10.87	1.20	0.19	0.00	12.26	24.00	-11.74
5.22400000	10.20	1.20	0.19	0.00	11.59	24.00	-12.41
5.33600000	10.93	1.20	0.19	0.00	12.32	24.00	-11.68
5.36000000	10.62	1.20	0.19	0.00	12.01	24.00	-11.99
5.49600000	9.51	1.20	0.20	0.00	10.91	24.00	-13.09
5.52000000	9.84	1.21	0.20	0.00	11.25	24.00	-12.75
5.64000000	9.93	1.24	0.20	0.00	11.37	24.00	-12.63
5.74400000	9.86	1.27	0.20	0.00	11.33	24.00	-12.67
5.78400000	10.17	1.28	0.20	0.00	11.65	24.00	-12.35
5.91200000	10.01	1.29	0.21	0.00	11.51	24.00	-12.49
5.95200000	10.19	1.28	0.21	0.00	11.68	24.00	-12.32
6.00000000	10.03	1.27	0.21	0.00	11.51	24.00	-12.49
6.08800000	9.76	1.25	0.21	0.00	11.22	24.00	-12.78
6.20800000	9.97	1.22	0.21	0.00	11.40	24.00	-12.60
6.29600000	11.25	1.20	0.21	0.00	12.67	24.00	-11.33
6.39200000	9.91	1.20	0.21	0.00	11.32	24.00	-12.68
6.46400000	9.77	1.20	0.22	0.00	11.19	24.00	-12.81
6.48800000	9.72	1.20	0.22	0.00	11.14	24.00	-12.86
6.63200000	10.10	1.20	0.22	0.00	11.52	24.00	-12.48
6.68800000	10.18	1.20	0.22	0.00	11.60	24.00	-12.40
6.77600000	10.37	1.20	0.22	0.00	11.79	24.00	-12.21
6.80000000	9.49	1.20	0.22	0.00	10.91	24.00	-13.09
6.93600000	10.04	1.20	0.22	0.00	11.46	24.00	-12.54
6.98400000	9.52	1.20	0.23	0.00	10.95	24.00	-13.05
7.11200000	10.20	1.20	0.23	0.00	11.63	24.00	-12.37
7.12800000	10.13	1.20	0.23	0.00	11.56	24.00	-12.44
7.24000000	11.09	1.20	0.23	0.00	12.52	24.00	-11.48
7.29600000	9.78	1.21	0.23	0.00	11.22	24.00	-12.78
7.42400000	10.09	1.24	0.23	0.00	11.56	24.00	-12.44
7.50400000	9.64	1.25	0.23	0.00	11.13	24.00	-12.87
7.52000000	11.31	1.25	0.24	0.00	12.80	24.00	-11.20
7.64800000	10.83	1.28	0.24	0.00	12.35	24.00	-11.65
7.75200000	9.76	1.30	0.24	0.00	11.30	24.00	-12.70

Tested by: Michael Westman  
Printed

Signature

Reviewed by: Gerald V. Anderson  
Printed

Signature

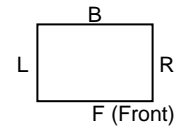
Mode of Operation Key	
#	Description
1	
2	
3	
4	
5	

J:\REPORTS\2006\10xx\1038\Rpt\_Docs\2011\1580\1387-RE102-1580-with tab data-mjw-gva.doc

# Radiated Emissions



America



FACE DEFINITION  
(TOP VIEW)

T = Top  
U = Under Side

Test Report #: NC1101387

Test Area: 3

EUT Model #: MIL1580-XXXX

Date: 14 April, 2011

EUT Serial #: None

EUT Power: 24 VDC

Temperature: 23 °C

Test Method: Mil Std 461F, RE102

Air Pressure: 99.1 kPa

Customer: Lind Electronics

Relative Humidity: 22 %

EUT Description: DC to DC Converter

Page: 8 of 108

Notes: \_\_\_\_\_

Data File Name: T:\13xx\1387\Data\4-13-11\temp\1387RE02.ema

7.83200000	10.08	1.30	0.24	0.00	11.62	24.00	-12.38
7.89600000	10.14	1.30	0.24	0.00	11.68	24.00	-12.32
7.95200000	11.36	1.30	0.24	0.00	12.90	24.00	-11.10
8.04000000	10.10	1.30	0.24	0.00	11.64	24.00	-12.36
8.12000000	11.28	1.30	0.25	0.00	12.83	24.00	-11.17
8.20000000	10.77	1.30	0.25	0.00	12.32	24.00	-11.68
8.25600000	10.56	1.30	0.25	0.00	12.11	24.00	-11.89
8.37600000	11.31	1.30	0.25	0.00	12.86	24.00	-11.14
8.45600000	10.72	1.30	0.25	0.00	12.27	24.00	-11.73
8.53600000	11.30	1.30	0.25	0.00	12.85	24.00	-11.15
8.57600000	10.88	1.30	0.25	0.00	12.43	24.00	-11.57
8.65600000	10.77	1.30	0.25	0.00	12.32	24.00	-11.68
8.73600000	10.92	1.30	0.26	0.00	12.48	24.00	-11.52
8.82400000	12.29	1.30	0.26	0.00	13.85	24.00	-10.15
8.91200000	11.42	1.30	0.26	0.00	12.98	24.00	-11.02
8.99200000	11.46	1.30	0.26	0.00	13.02	24.00	-10.98
9.04800000	10.86	1.30	0.26	0.00	12.42	24.00	-11.58
9.13600000	10.95	1.30	0.26	0.00	12.51	24.00	-11.49
9.26400000	11.14	1.30	0.26	0.00	12.70	24.00	-11.30
9.31200000	11.89	1.30	0.26	0.00	13.45	24.00	-10.55
9.39200000	10.76	1.30	0.27	0.00	12.33	24.00	-11.67
9.48000000	11.77	1.30	0.27	0.00	13.34	24.00	-10.66
9.56800000	12.89	1.30	0.27	0.00	14.46	24.00	-9.54
9.66400000	11.81	1.30	0.27	0.00	13.38	24.00	-10.62
9.68000000	12.03	1.30	0.27	0.00	13.60	24.00	-10.40
9.76800000	11.12	1.30	0.27	0.00	12.69	24.00	-11.31
9.89600000	11.29	1.30	0.27	0.00	12.86	24.00	-11.14
9.96800000	11.56	1.30	0.27	0.00	13.13	24.00	-10.87

Tested by: Michael Westman  
Printed

Signature

Reviewed by: Gerald V. Anderson  
Printed

Signature

Mode of Operation Key	
#	Description
1	
2	
3	
4	
5	

J:\REPORTS\2006\10xx\1038\Rpt\_Docs\2011\1580\1387-RE102-1580-with tab data-mjw-gva.doc

# Radiated Emissions

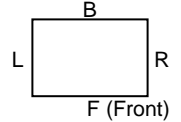


America

Test Report #: NC1101387

Test Area: 3

FACE DEFINITION  
(TOP VIEW)



EUT Model #: MIL1580-XXXX

Date: 14 April, 2011

T = Top  
U = Under Side

EUT Serial #: None

EUT Power: 24 VDC

Temperature: 23 °C

Test Method: Mil Std 461F, RE102

Air Pressure: 99.1 kPa

Customer: Lind Electronics

Relative Humidity: 22 %

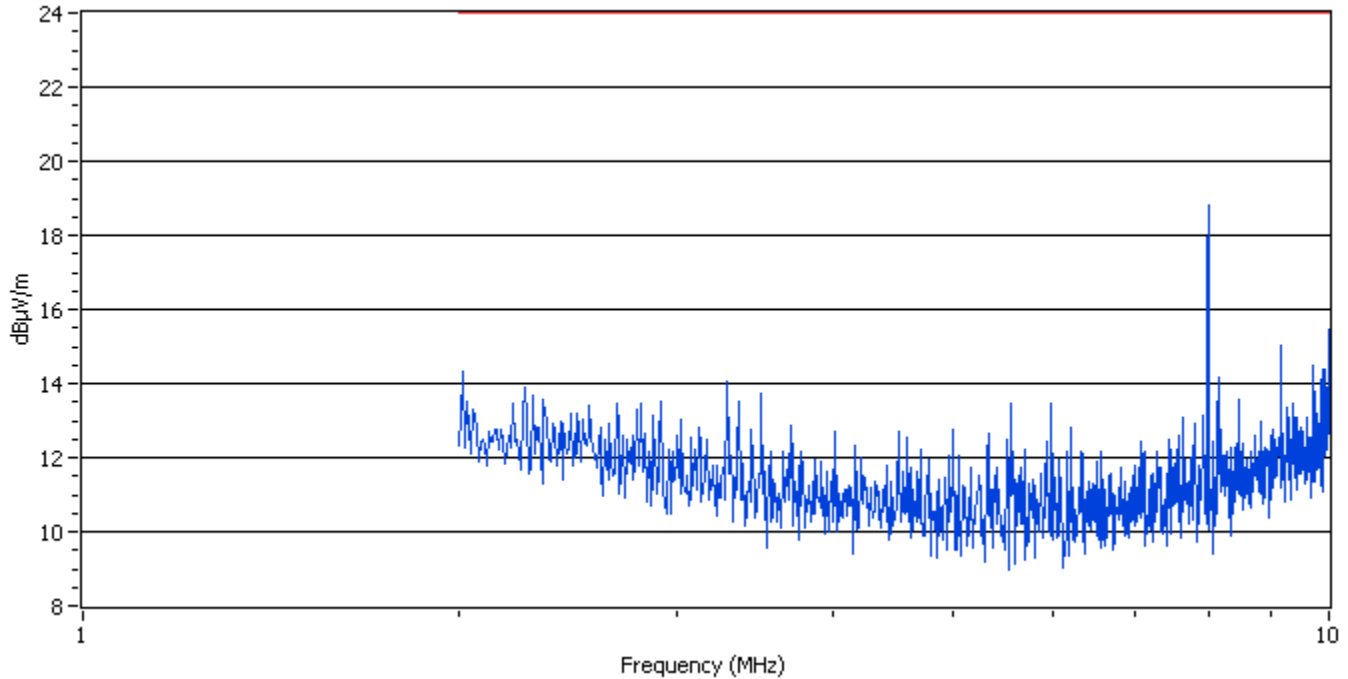
EUT Description: DC to DC Converter

Page: 9 of 108

Notes: \_\_\_\_\_

Data File Name: T:\13xx\1387\Data\4-13-11\temp\1387RE02.ema

## Subreport Number: 2



Polarity: N/A  
Mode of Operation: System Check at 8 MHz

Tested by: Michael Westman  
Printed

Signature

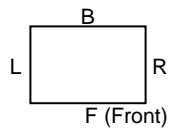
Reviewed by: Gerald V. Anderson  
Printed

Signature

Mode of Operation Key	
#	Description
1	
2	
3	
4	
5	

J:\REPORTS\2006\10xx\1038\Rpt\_Docs\2011\1580\1387-RE102-1580-with tab data-mjw-gva.doc

# Radiated Emissions



Test Report #: NC1101387 Test Area: 3

EUT Model #: MIL1580-XXXX Date: 14 April, 2011

EUT Serial #: None EUT Power: 24 VDC Temperature: 23 °C

Test Method: Mil Std 461F, RE102 Air Pressure: 99.1 kPa

Customer: Lind Electronics Relative Humidity: 22 %

EUT Description: DC to DC Converter Page: 10 of 108

Notes: \_\_\_\_\_

Data File Name: T:\13xx\1387\Data\4-13-11\temp\1387RE02.ema

Frequency (MHz)	Receiver (dB)	Transducer (dB)	Cable Loss (dB)	Preamp (dB)	Final Data (dB)	Limit	Differential (dB)
2.01600000	12.99	1.20	0.11	0.00	14.30	24.00	-9.70
2.14400000	11.46	1.20	0.12	0.00	12.78	24.00	-11.22
2.21600000	12.15	1.20	0.12	0.00	13.47	24.00	-10.53
2.26400000	12.58	1.20	0.12	0.00	13.90	24.00	-10.10
2.34400000	12.27	1.20	0.12	0.00	13.59	24.00	-10.41
2.46400000	11.88	1.20	0.13	0.00	13.21	24.00	-10.79
2.55200000	12.09	1.20	0.13	0.00	13.42	24.00	-10.58
2.60000000	11.50	1.20	0.13	0.00	12.83	24.00	-11.17
2.68000000	12.15	1.20	0.13	0.00	13.48	24.00	-10.52
2.78400000	11.95	1.20	0.14	0.00	13.29	24.00	-10.71
2.80800000	12.13	1.20	0.14	0.00	13.47	24.00	-10.53
2.91200000	12.17	1.20	0.14	0.00	13.51	24.00	-10.49
3.02400000	11.69	1.20	0.14	0.00	13.03	24.00	-10.97
3.08000000	11.17	1.20	0.14	0.00	12.51	24.00	-11.49
3.12000000	11.48	1.20	0.14	0.00	12.82	24.00	-11.18
3.20800000	10.43	1.20	0.15	0.00	11.78	24.00	-12.22
3.28800000	12.69	1.20	0.15	0.00	14.04	24.00	-9.96
3.36000000	12.17	1.20	0.15	0.00	13.52	24.00	-10.48
3.50400000	12.38	1.20	0.15	0.00	13.73	24.00	-10.27
3.52000000	10.93	1.20	0.15	0.00	12.28	24.00	-11.72
3.64800000	10.79	1.20	0.16	0.00	12.15	24.00	-11.85
3.70400000	11.48	1.20	0.16	0.00	12.84	24.00	-11.16
3.76800000	10.79	1.20	0.16	0.00	12.15	24.00	-11.85
3.87200000	10.61	1.20	0.16	0.00	11.97	24.00	-12.03
3.95200000	10.26	1.20	0.16	0.00	11.62	24.00	-12.38
4.00800000	11.36	1.20	0.17	0.00	12.73	24.00	-11.27
4.11200000	9.89	1.20	0.17	0.00	11.26	24.00	-12.74
4.16000000	10.95	1.20	0.17	0.00	12.32	24.00	-11.68
4.24000000	10.07	1.20	0.17	0.00	11.44	24.00	-12.56
4.32800000	9.97	1.20	0.17	0.00	11.34	24.00	-12.66
4.41600000	10.41	1.20	0.18	0.00	11.79	24.00	-12.21
4.51200000	11.34	1.20	0.18	0.00	12.72	24.00	-11.28
4.59200000	11.17	1.20	0.18	0.00	12.55	24.00	-11.45
4.70400000	10.84	1.20	0.18	0.00	12.22	24.00	-11.78

Mode of Operation Key	
#	Description
1	
2	
3	
4	
5	

Tested by: Michael Westman  
Printed

Signature

Reviewed by: Gerald V. Anderson  
Printed

Signature

J:\REPORTS\2006\10xx\1038\Rpt\_Docs\2011\1580\1387-RE102-1580-with tab data-mjw-gva.doc

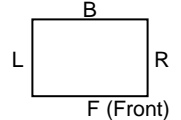
# Radiated Emissions



Test Report #: NC1101387

Test Area: 3

FACE DEFINITION  
(TOP VIEW)



EUT Model #: MIL1580-XXXX

Date: 14 April, 2011

T = Top  
U = Under Side

EUT Serial #: None

EUT Power: 24 VDC

Temperature: 23 °C

Test Method: Mil Std 461F, RE102

Air Pressure: 99.1 kPa

Customer: Lind Electronics

Relative Humidity: 22 %

EUT Description: DC to DC Converter

Page: 11 of 108

Notes: \_\_\_\_\_

Data File Name: T:\13xx\1387\Data\4-13-11\temp\1387RE02.ema

4.76800000	10.58	1.20	0.18	0.00	11.96	24.00	-12.04
4.85600000	10.04	1.20	0.18	0.00	11.42	24.00	-12.58
4.95200000	10.66	1.20	0.19	0.00	12.05	24.00	-11.95
5.00000000	11.37	1.20	0.19	0.00	12.76	24.00	-11.24
5.04000000	10.67	1.20	0.19	0.00	12.06	24.00	-11.94
5.15200000	10.35	1.20	0.19	0.00	11.74	24.00	-12.26
5.24000000	10.12	1.20	0.19	0.00	11.51	24.00	-12.49
5.33600000	11.28	1.20	0.19	0.00	12.67	24.00	-11.33
5.40800000	10.36	1.20	0.20	0.00	11.76	24.00	-12.24
5.44000000	9.65	1.20	0.20	0.00	11.05	24.00	-12.95
5.55200000	12.02	1.22	0.20	0.00	13.44	24.00	-10.56
5.66400000	10.30	1.25	0.20	0.00	11.75	24.00	-12.25
5.69600000	10.76	1.25	0.20	0.00	12.21	24.00	-11.79
5.79200000	9.92	1.28	0.20	0.00	11.40	24.00	-12.60
5.86400000	10.08	1.30	0.20	0.00	11.58	24.00	-12.42
5.98400000	11.97	1.28	0.21	0.00	13.45	24.00	-10.55
6.00000000	10.57	1.27	0.21	0.00	12.05	24.00	-11.95
6.08000000	10.48	1.25	0.21	0.00	11.94	24.00	-12.06
6.20000000	11.38	1.22	0.21	0.00	12.82	24.00	-11.18
6.31200000	10.54	1.20	0.21	0.00	11.95	24.00	-12.05
6.32800000	10.75	1.20	0.21	0.00	12.16	24.00	-11.84
6.40800000	9.94	1.20	0.22	0.00	11.36	24.00	-12.64
6.55200000	10.74	1.20	0.22	0.00	12.16	24.00	-11.84
6.58400000	9.98	1.20	0.22	0.00	11.40	24.00	-12.60
6.67200000	10.17	1.20	0.22	0.00	11.59	24.00	-12.41
6.78400000	9.64	1.20	0.22	0.00	11.06	24.00	-12.94
6.80000000	10.29	1.20	0.22	0.00	11.71	24.00	-12.29
6.95200000	9.96	1.20	0.23	0.00	11.39	24.00	-12.61
6.98400000	10.36	1.20	0.23	0.00	11.79	24.00	-12.21
7.06400000	10.98	1.20	0.23	0.00	12.41	24.00	-11.59
7.12000000	10.75	1.20	0.23	0.00	12.18	24.00	-11.82
7.27200000	10.74	1.21	0.23	0.00	12.18	24.00	-11.82
7.29600000	10.30	1.21	0.23	0.00	11.74	24.00	-12.26
7.43200000	11.04	1.24	0.23	0.00	12.51	24.00	-11.49
7.47200000	10.75	1.24	0.23	0.00	12.23	24.00	-11.77
7.57600000	11.10	1.26	0.24	0.00	12.60	24.00	-11.40
7.64800000	11.54	1.28	0.24	0.00	13.06	24.00	-10.94
7.74400000	10.48	1.30	0.24	0.00	12.02	24.00	-11.98

Tested by: Michael Westman  
Printed

Signature

Reviewed by: Gerald V. Anderson  
Printed

Signature

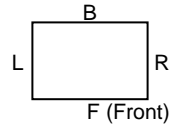
Mode of Operation Key	
#	Description
1	
2	
3	
4	
5	

J:\REPORTS\2006\10xx\1038\Rpt\_Docs\2011\1580\1387-RE102-1580-with tab data-mjw-gva.doc

# Radiated Emissions



America



Test Report #: NC1101387

Test Area: 3

FACE DEFINITION  
(TOP VIEW)

EUT Model #: MIL1580-XXXX

Date: 14 April, 2011

T = Top  
U = Under Side

EUT Serial #: None

EUT Power: 24 VDC

Temperature: 23 °C

Test Method: Mil Std 461F, RE102

Air Pressure: 99.1 kPa

Customer: Lind Electronics

Relative Humidity: 22 %

EUT Description: DC to DC Converter

Page: 12 of 108

Notes: \_\_\_\_\_

Data File Name: T:\13xx\1387\Data\4-13-11\temp\1387RE02.ema

7.8000000	11.37	1.30	0.24	0.00	12.91	24.00	-11.09
7.9120000	10.35	1.30	0.24	0.00	11.89	24.00	-12.11
7.9920000	15.52	1.30	0.24	0.00	17.06	24.00	-6.94
8.0000000	17.25	1.30	0.24	0.00	18.79	24.00	-5.21
8.1360000	11.96	1.30	0.25	0.00	13.51	24.00	-10.49
8.1680000	12.59	1.30	0.25	0.00	14.14	24.00	-9.86
8.2880000	10.60	1.30	0.25	0.00	12.15	24.00	-11.85
8.3440000	10.73	1.30	0.25	0.00	12.28	24.00	-11.72
8.4720000	12.04	1.30	0.25	0.00	13.59	24.00	-10.41
8.5200000	10.82	1.30	0.25	0.00	12.37	24.00	-11.63
8.6000000	10.39	1.30	0.25	0.00	11.94	24.00	-12.06
8.6640000	10.60	1.30	0.25	0.00	12.15	24.00	-11.85
8.7200000	11.04	1.30	0.26	0.00	12.60	24.00	-11.40
8.8080000	11.40	1.30	0.26	0.00	12.96	24.00	-11.04
8.8960000	10.69	1.30	0.26	0.00	12.25	24.00	-11.75
9.0160000	11.22	1.30	0.26	0.00	12.78	24.00	-11.22
9.1040000	10.94	1.30	0.26	0.00	12.50	24.00	-11.50
9.1440000	13.45	1.30	0.26	0.00	15.01	24.00	-8.99
9.2560000	11.78	1.30	0.26	0.00	13.34	24.00	-10.66
9.2800000	11.52	1.30	0.26	0.00	13.08	24.00	-10.92
9.3680000	11.90	1.30	0.27	0.00	13.47	24.00	-10.53
9.4800000	11.25	1.30	0.27	0.00	12.82	24.00	-11.18
9.5840000	11.20	1.30	0.27	0.00	12.77	24.00	-11.23
9.6000000	11.53	1.30	0.27	0.00	13.10	24.00	-10.90
9.7200000	12.92	1.30	0.27	0.00	14.49	24.00	-9.51
9.7920000	11.64	1.30	0.27	0.00	13.21	24.00	-10.79
9.8720000	12.81	1.30	0.27	0.00	14.38	24.00	-9.62
9.9840000	13.90	1.30	0.27	0.00	15.47	24.00	-8.53

Tested by: Michael Westman  
Printed

Signature

Reviewed by: Gerald V. Anderson  
Printed

Signature

Mode of Operation Key	
#	Description
1	
2	
3	
4	
5	

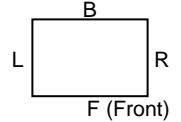
J:\REPORTS\2006\10xx\1038\Rpt\_Docs\2011\1580\1387-RE102-1580-with tab data-mjw-gva.doc



# Radiated Emissions



America



FACE DEFINITION  
(TOP VIEW)

T = Top  
U = Under Side

Test Report #: NC1101387

Test Area: 3

EUT Model #: MIL1580-XXXX

Date: 14 April, 2011

EUT Serial #: None

EUT Power: 24 VDC

Temperature: 23 °C

Test Method: Mil Std 461F, RE102

Air Pressure: 99.1 kPa

Customer: Lind Electronics

Relative Humidity: 22 %

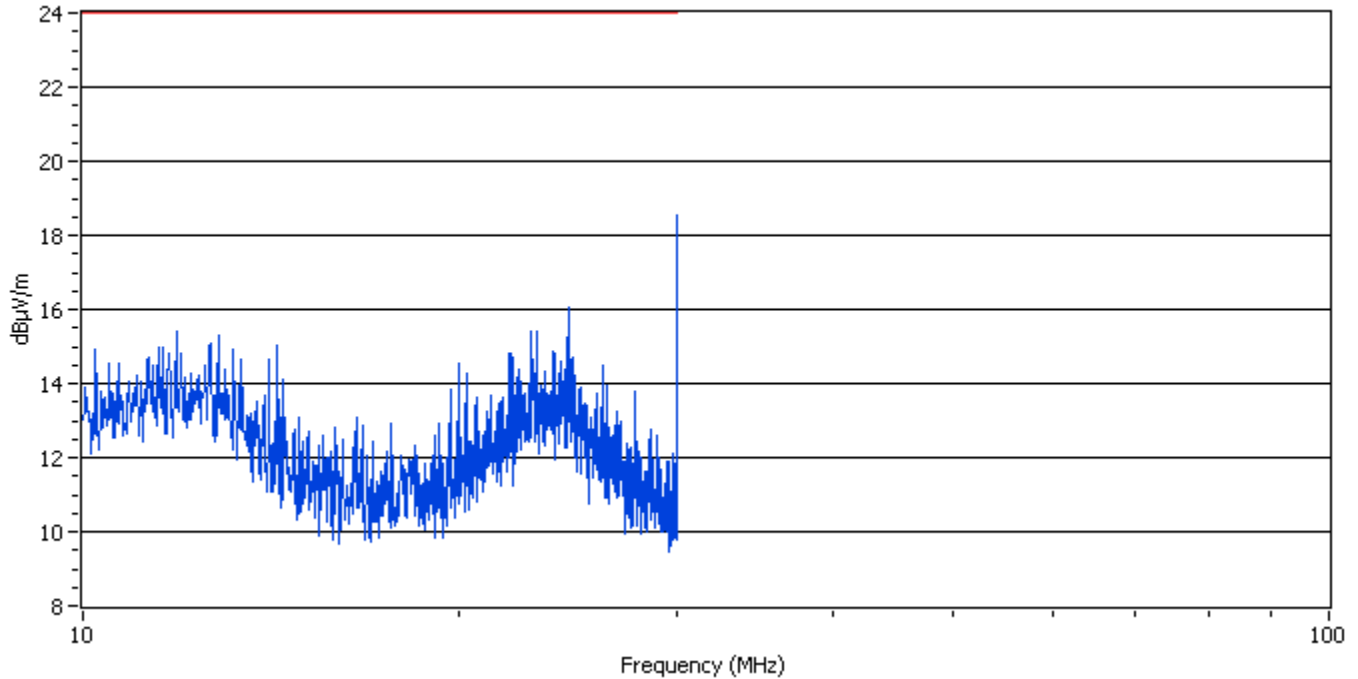
EUT Description: DC to DC Converter

Page: 13 of 108

Notes: \_\_\_\_\_

Data File Name: T:\13xx\1387\Data\4-13-11\temp\1387RE02.ema

## Subreport Number: 3



Polarity: N/A

Mode of Operation: System Check at 30 MHz

Tested by: Michael Westman  
Printed

Signature

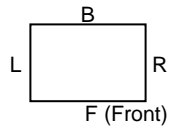
Reviewed by: Gerald V. Anderson  
Printed

Signature

Mode of Operation Key	
#	Description
1	
2	
3	
4	
5	

J:\REPORTS\2006\10xx\1038\Rpt\_Docs\2011\1580\1387-RE102-1580-with tab data-mjw-gva.doc

# Radiated Emissions



Test Report #: NC1101387

Test Area: 3

EUT Model #: MIL1580-XXXX

Date: 14 April, 2011

EUT Serial #: None

EUT Power: 24 VDC

Temperature: 23 °C

Test Method: Mil Std 461F, RE102

Air Pressure: 99.1 kPa

Customer: Lind Electronics

Relative Humidity: 22 %

EUT Description: DC to DC Converter

Page: 14 of 108

Notes: \_\_\_\_\_

Data File Name: T:\13xx\1387\Data\4-13-11\temp\1387RE02.ema

Frequency (MHz)	Receiver (dB)	Transducer (dB)	Cable Loss (dB)	Preamp (dB)	Final Data (dB)	Limit	Differential (dB)
10.04000000	12.31	1.30	0.28	0.00	13.89	24.00	-10.11
10.24000000	13.33	1.30	0.28	0.00	14.91	24.00	-9.09
10.50000000	12.94	1.30	0.28	0.00	14.52	24.00	-9.48
10.68000000	12.96	1.30	0.29	0.00	14.55	24.00	-9.45
10.90000000	12.47	1.30	0.29	0.00	14.06	24.00	-9.94
11.04000000	12.65	1.30	0.29	0.00	14.24	24.00	-9.76
11.30000000	13.10	1.30	0.29	0.00	14.69	24.00	-9.31
11.50000000	13.38	1.30	0.30	0.00	14.98	24.00	-9.02
11.60000000	13.40	1.30	0.30	0.00	15.00	24.00	-9.00
11.88000000	13.82	1.30	0.30	0.00	15.42	24.00	-8.58
12.00000000	13.21	1.30	0.30	0.00	14.81	24.00	-9.19
12.22000000	12.65	1.30	0.31	0.00	14.26	24.00	-9.74
12.54000000	12.89	1.30	0.31	0.00	14.50	24.00	-9.50
12.66000000	13.45	1.30	0.31	0.00	15.06	24.00	-8.94
12.84000000	13.68	1.30	0.32	0.00	15.30	24.00	-8.70
13.00000000	12.78	1.30	0.32	0.00	14.40	24.00	-9.60
13.20000000	13.31	1.30	0.32	0.00	14.93	24.00	-9.07
13.44000000	12.27	1.30	0.32	0.00	13.89	24.00	-10.11
13.72000000	11.64	1.30	0.33	0.00	13.27	24.00	-10.73
13.98000000	12.03	1.30	0.33	0.00	13.66	24.00	-10.34
14.10000000	12.99	1.30	0.33	0.00	14.62	24.00	-9.38
14.32000000	13.39	1.30	0.34	0.00	15.03	24.00	-8.97
14.48000000	12.46	1.30	0.34	0.00	14.10	24.00	-9.90
14.78000000	11.13	1.30	0.34	0.00	12.77	24.00	-11.23
14.92000000	11.43	1.30	0.34	0.00	13.07	24.00	-10.93
15.18000000	11.06	1.30	0.35	0.00	12.71	24.00	-11.29
15.32000000	10.24	1.30	0.35	0.00	11.89	24.00	-12.11
15.56000000	10.92	1.30	0.35	0.00	12.57	24.00	-11.43
15.70000000	10.37	1.30	0.35	0.00	12.02	24.00	-11.98
15.94000000	11.18	1.30	0.36	0.00	12.84	24.00	-11.16
16.14000000	10.81	1.30	0.36	0.00	12.47	24.00	-11.53
16.30000000	9.57	1.30	0.36	0.00	11.23	24.00	-12.77
16.54000000	11.05	1.30	0.36	0.00	12.71	24.00	-11.29
16.60000000	11.40	1.30	0.36	0.00	13.06	24.00	-10.94

Tested by: Michael Westman  
Printed

Signature

Reviewed by: Gerald V. Anderson  
Printed

Signature

Mode of Operation Key	
#	Description
1	
2	
3	
4	
5	

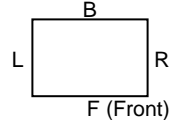
J:\REPORTS\2006\10xx\1038\Rpt\_Docs\2011\1580\1387-RE102-1580-with tab data-mjw-gva.doc

# Radiated Emissions



Test Report #: NC1101387                      Test Area: 3  
 EUT Model #: MIL1580-XXXX                      Date: 14 April, 2011  
 EUT Serial #: None                      EUT Power: 24 VDC                      Temperature: 23 °C  
 Test Method: Mil Std 461F, RE102                      Air Pressure: 99.1 kPa  
 Customer: Lind Electronics                      Relative Humidity: 22 %  
 EUT Description: DC to DC Converter                      Page: 15 of 108

FACE DEFINITION  
(TOP VIEW)



T = Top  
U = Under Side

Notes: \_\_\_\_\_

Data File Name: T:\13xx\1387\Data\4-13-11\temp\1387RE02.ema

16.90000000	10.38	1.30	0.37	0.00	12.05	24.00	-11.95
17.08000000	10.75	1.30	0.37	0.00	12.42	24.00	-11.58
17.32000000	9.97	1.30	0.37	0.00	11.64	24.00	-12.36
17.52000000	10.49	1.30	0.38	0.00	12.17	24.00	-11.83
17.70000000	11.26	1.30	0.38	0.00	12.94	24.00	-11.06
17.98000000	10.00	1.30	0.38	0.00	11.68	24.00	-12.32
18.02000000	10.40	1.30	0.38	0.00	12.08	24.00	-11.92
18.26000000	10.28	1.30	0.38	0.00	11.96	24.00	-12.04
18.44000000	10.65	1.30	0.39	0.00	12.34	24.00	-11.66
18.60000000	9.89	1.30	0.39	0.00	11.58	24.00	-12.42
18.84000000	10.16	1.30	0.39	0.00	11.85	24.00	-12.15
19.18000000	10.92	1.30	0.39	0.00	12.61	24.00	-11.39
19.34000000	11.24	1.28	0.40	0.00	12.92	24.00	-11.08
19.46000000	10.14	1.27	0.40	0.00	11.81	24.00	-12.19
19.72000000	12.18	1.26	0.40	0.00	13.84	24.00	-10.16
19.92000000	10.30	1.24	0.40	0.00	11.94	24.00	-12.06
20.00000000	12.91	1.23	0.40	0.00	14.55	24.00	-9.45
20.30000000	12.63	1.21	0.41	0.00	14.25	24.00	-9.75
20.46000000	10.83	1.20	0.41	0.00	12.44	24.00	-11.56
20.74000000	11.99	1.20	0.41	0.00	13.60	24.00	-10.40
20.82000000	11.11	1.20	0.41	0.00	12.72	24.00	-11.28
21.06000000	11.64	1.20	0.42	0.00	13.26	24.00	-10.74
21.22000000	12.07	1.20	0.42	0.00	13.69	24.00	-10.31
21.54000000	11.83	1.20	0.42	0.00	13.45	24.00	-10.55
21.72000000	11.98	1.20	0.42	0.00	13.60	24.00	-10.40
21.96000000	13.21	1.20	0.42	0.00	14.83	24.00	-9.17
22.02000000	13.16	1.20	0.43	0.00	14.79	24.00	-9.21
22.38000000	12.76	1.20	0.43	0.00	14.39	24.00	-9.61
22.50000000	12.42	1.20	0.43	0.00	14.05	24.00	-9.95
22.78000000	12.35	1.20	0.43	0.00	13.98	24.00	-10.02
22.86000000	13.78	1.20	0.43	0.00	15.41	24.00	-8.59
23.14000000	13.79	1.20	0.44	0.00	15.43	24.00	-8.57
23.32000000	12.32	1.20	0.44	0.00	13.96	24.00	-10.04
23.52000000	12.66	1.20	0.44	0.00	14.30	24.00	-9.70
23.64000000	12.06	1.19	0.44	0.00	13.70	24.00	-10.30
23.80000000	13.24	1.18	0.44	0.00	14.87	24.00	-9.13
24.16000000	12.96	1.16	0.45	0.00	14.57	24.00	-9.43
24.28000000	12.43	1.16	0.45	0.00	14.03	24.00	-9.97

Tested by: Michael Westman  
Printed

Signature

Reviewed by: Gerald V. Anderson  
Printed

Signature

Mode of Operation Key	
#	Description
1	
2	
3	
4	
5	

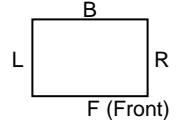
J:\REPORTS\2006\10xx\1038\Rpt\_Docs\2011\1580\1387-RE102-1580-with tab data-mjw-gva.doc

# Radiated Emissions



Test Report #: NC1101387 Test Area: 3  
 EUT Model #: MIL1580-XXXX Date: 14 April, 2011  
 EUT Serial #: None EUT Power: 24 VDC Temperature: 23 °C  
 Test Method: Mil Std 461F, RE102 Air Pressure: 99.1 kPa  
 Customer: Lind Electronics Relative Humidity: 22 %  
 EUT Description: DC to DC Converter Page: 16 of 108

FACE DEFINITION  
(TOP VIEW)



Notes: \_\_\_\_\_

Data File Name: T:\13xx\1387\Data\4-13-11\temp\1387RE02.ema

24.58000000	14.44	1.14	0.45	0.00	16.03	24.00	-7.97
24.72000000	13.13	1.13	0.45	0.00	14.71	24.00	-9.29
24.86000000	12.64	1.12	0.45	0.00	14.22	24.00	-9.78
25.12000000	12.33	1.11	0.46	0.00	13.89	24.00	-10.11
25.28000000	11.91	1.10	0.46	0.00	13.47	24.00	-10.53
25.54000000	11.56	1.08	0.46	0.00	13.10	24.00	-10.90
25.74000000	11.77	1.07	0.46	0.00	13.30	24.00	-10.70
25.88000000	12.20	1.06	0.47	0.00	13.73	24.00	-10.27
26.16000000	12.98	1.05	0.47	0.00	14.50	24.00	-9.50
26.34000000	12.43	1.04	0.47	0.00	13.94	24.00	-10.06
26.58000000	11.07	1.02	0.47	0.00	12.57	24.00	-11.43
26.74000000	11.37	1.02	0.47	0.00	12.86	24.00	-11.14
26.86000000	11.76	1.01	0.47	0.00	13.24	24.00	-10.76
27.00000000	11.49	1.00	0.48	0.00	12.97	24.00	-11.03
27.28000000	10.92	1.00	0.48	0.00	12.40	24.00	-11.60
27.50000000	10.79	1.00	0.48	0.00	12.27	24.00	-11.73
27.74000000	12.29	1.00	0.48	0.00	13.77	24.00	-10.23
27.94000000	10.66	1.00	0.49	0.00	12.15	24.00	-11.85
28.00000000	10.50	1.00	0.49	0.00	11.99	24.00	-12.01
28.24000000	10.14	1.00	0.49	0.00	11.63	24.00	-12.37
28.48000000	11.02	1.00	0.49	0.00	12.51	24.00	-11.49
28.60000000	11.24	1.00	0.49	0.00	12.73	24.00	-11.27
28.92000000	11.10	1.00	0.49	0.00	12.59	24.00	-11.41
29.10000000	10.18	0.99	0.50	0.00	11.67	24.00	-12.33
29.36000000	9.83	0.98	0.50	0.00	11.31	24.00	-12.69
29.44000000	10.43	0.98	0.50	0.00	11.91	24.00	-12.09
29.76000000	10.64	0.96	0.50	0.00	12.10	24.00	-11.90
29.88000000	10.39	0.96	0.50	0.00	11.85	24.00	-12.15

Tested by: Michael Westman  
Printed

Signature

Reviewed by: Gerald V. Anderson  
Printed

Signature

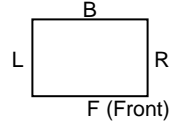
Mode of Operation Key	
#	Description
1	
2	
3	
4	
5	

J:\REPORTS\2006\10xx\1038\Rpt\_Docs\2011\1580\1387-RE102-1580-with tab data-mjw-gva.doc

# Radiated Emissions



America



FACE DEFINITION  
(TOP VIEW)

T = Top  
U = Under Side

Test Report #: NC1101387

Test Area: 3

EUT Model #: MIL1580-XXXX

Date: 14 April, 2011

EUT Serial #: None

EUT Power: 24 VDC

Temperature: 23 °C

Test Method: Mil Std 461F, RE102

Air Pressure: 99.1 kPa

Customer: Lind Electronics

Relative Humidity: 22 %

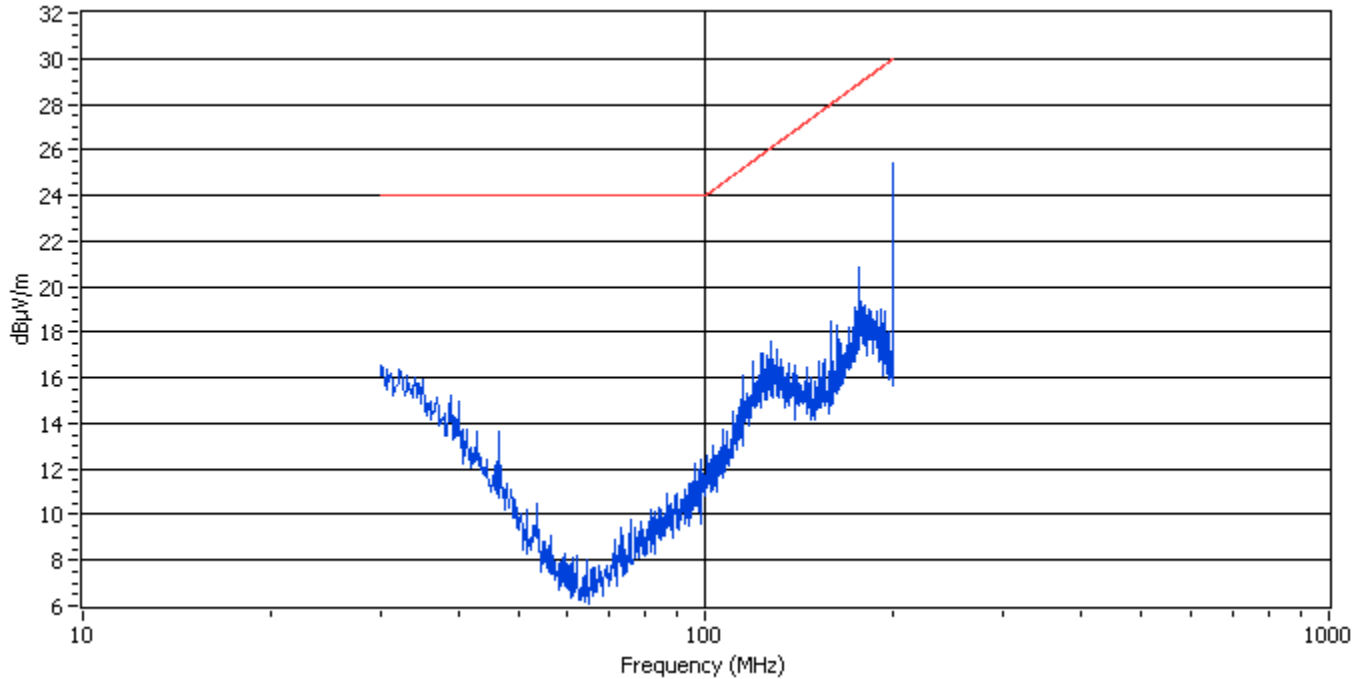
EUT Description: DC to DC Converter

Page: 17 of 108

Notes: \_\_\_\_\_

Data File Name: T:\13xx\1387\Data\4-13-11\temp\1387RE02.ema

## Subreport Number: 4



Polarity: N/A

Mode of Operation: System Check at 200 MHz

Tested by: Michael Westman  
Printed

Signature

Reviewed by: Gerald V. Anderson  
Printed

Signature

Mode of Operation Key	
#	Description
1	
2	
3	
4	
5	

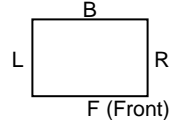
J:\REPORTS\2006\10xx\1038\Rpt\_Docs\2011\1580\1387-RE102-1580-with  
tab data-mjw-gva.doc

# Radiated Emissions



Test Report #: NC1101387 Test Area: 3  
 EUT Model #: MIL1580-XXXX Date: 14 April, 2011  
 EUT Serial #: None EUT Power: 24 VDC Temperature: 23 °C  
 Test Method: Mil Std 461F, RE102 Air Pressure: 99.1 kPa  
 Customer: Lind Electronics Relative Humidity: 22 %  
 EUT Description: DC to DC Converter Page: 18 of 108

FACE DEFINITION  
(TOP VIEW)



Notes: \_\_\_\_\_

Data File Name: T:\13xx\1387\Data\4-13-11\temp\1387RE02.ema

Frequency (MHz)	Receiver (dB)	Transducer (dB)	Cable Loss (dB)	Preamplifier (dB)	Final Data (dB)	Limit	Differential (dB)
30.0000000	25.86	16.66	0.50	26.47	16.55	24.00	-7.45
32.2100000	26.09	16.15	0.52	26.43	16.34	24.00	-7.66
34.0800000	26.23	15.75	0.54	26.49	16.03	24.00	-7.97
35.1000000	26.26	15.52	0.55	26.44	15.89	24.00	-8.11
36.9700000	26.09	14.88	0.57	26.40	15.14	24.00	-8.86
38.8400000	26.78	14.27	0.58	26.40	15.24	24.00	-8.76
40.2000000	25.86	13.83	0.59	26.40	13.89	24.00	-10.11
42.7500000	26.55	12.91	0.61	26.40	13.67	24.00	-10.33
44.4500000	25.90	12.32	0.63	26.40	12.44	24.00	-11.56
46.4900000	27.81	11.60	0.64	26.40	13.65	24.00	-10.35
47.0000000	25.90	11.42	0.65	26.40	11.57	24.00	-12.43
48.7000000	25.94	10.84	0.66	26.40	11.04	24.00	-12.96
51.5900000	26.06	9.91	0.68	26.40	10.25	24.00	-13.75
53.6300000	26.93	9.29	0.70	26.40	10.52	24.00	-13.48
53.9700000	25.48	9.19	0.70	26.40	8.97	24.00	-15.03
56.5200000	26.21	8.51	0.72	26.40	9.04	24.00	-14.96
57.2000000	25.30	8.35	0.72	26.40	7.97	24.00	-16.03
59.2400000	26.08	7.87	0.73	26.40	8.28	24.00	-15.72
61.9600000	26.23	7.57	0.75	26.40	8.15	24.00	-15.85
62.3000000	25.42	7.55	0.76	26.40	7.32	24.00	-16.68
64.3400000	26.21	7.43	0.77	26.40	8.01	24.00	-15.99
67.2300000	25.77	7.63	0.79	26.40	7.78	24.00	-16.22
68.7600000	25.34	7.78	0.80	26.40	7.52	24.00	-16.48
70.6300000	25.34	8.02	0.81	26.40	7.77	24.00	-16.23
71.4800000	26.35	8.16	0.82	26.40	8.92	24.00	-15.08
73.1800000	26.60	8.43	0.83	26.40	9.46	24.00	-14.54
75.5600000	26.51	8.81	0.84	26.40	9.76	24.00	-14.24
76.9200000	25.98	9.03	0.85	26.40	9.46	24.00	-14.54
78.4500000	25.95	9.27	0.86	26.40	9.68	24.00	-14.32
80.8300000	25.57	9.63	0.87	26.40	9.67	24.00	-14.33
81.5100000	26.05	9.72	0.88	26.40	10.25	24.00	-13.75
84.2300000	25.78	10.09	0.89	26.42	10.34	24.00	-13.66
84.4000000	25.60	10.11	0.89	26.42	10.18	24.00	-13.82
86.4400000	26.12	10.33	0.91	26.46	10.90	24.00	-13.10

Tested by: Michael Westman  
Printed

Signature

Reviewed by: Gerald V. Anderson  
Printed

Signature

Mode of Operation Key	
#	Description
1	
2	
3	
4	
5	

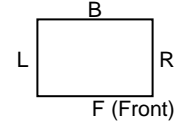
J:\REPORTS\2006\10xx\1038\Rpt\_Docs\2011\1580\1387-RE102-1580-with tab data-mjw-gva.doc

# Radiated Emissions



Test Report #: NC1101387 Test Area: 3  
 EUT Model #: MIL1580-XXXX Date: 14 April, 2011  
 EUT Serial #: None EUT Power: 24 VDC Temperature: 23 °C  
 Test Method: Mil Std 461F, RE102 Air Pressure: 99.1 kPa  
 Customer: Lind Electronics Relative Humidity: 22 %  
 EUT Description: DC to DC Converter Page: 19 of 108

FACE DEFINITION  
(TOP VIEW)



T = Top  
U = Under Side

Notes: \_\_\_\_\_

Data File Name: T:\13xx\1387\Data\4-13-11\temp\1387RE02.ema

87.97000000	25.55	10.47	0.91	26.48	10.46	24.00	-13.54
89.67000000	25.88	10.63	0.92	26.50	10.93	24.00	-13.07
92.39000000	25.70	10.91	0.94	26.50	11.05	24.00	-12.95
94.26000000	25.84	11.10	0.95	26.50	11.39	24.00	-12.61
95.79000000	26.48	11.27	0.96	26.50	12.21	24.00	-11.79
97.32000000	26.11	11.44	0.97	26.50	12.02	24.00	-11.98
98.34000000	26.37	11.55	0.97	26.50	12.39	24.00	-11.61
100.72000000	26.28	11.84	0.99	26.50	12.61	24.06	-11.45
102.76000000	26.41	12.16	1.00	26.50	13.07	24.24	-11.17
103.44000000	25.79	12.26	1.00	26.50	12.55	24.29	-11.74
106.16000000	26.50	12.73	1.01	26.50	13.74	24.52	-10.78
108.03000000	26.01	13.09	1.02	26.50	13.62	24.67	-11.05
108.37000000	25.53	13.15	1.03	26.50	13.21	24.70	-11.49
110.75000000	26.35	13.65	1.04	26.50	14.53	24.88	-10.35
112.28000000	25.81	14.02	1.05	26.50	14.38	25.00	-10.62
114.66000000	26.93	14.60	1.06	26.50	16.09	25.19	-9.10
116.19000000	25.85	14.91	1.07	26.50	15.33	25.30	-9.97
118.23000000	25.36	15.31	1.08	26.50	15.25	25.45	-10.20
119.25000000	26.59	15.51	1.08	26.50	16.68	25.53	-8.85
121.63000000	25.68	15.80	1.09	26.50	16.07	25.70	-9.63
122.48000000	26.64	15.87	1.10	26.50	17.11	25.76	-8.65
124.86000000	25.92	16.08	1.11	26.50	16.61	25.92	-9.32
126.73000000	26.96	16.06	1.12	26.50	17.64	26.05	-8.42
127.07000000	26.07	16.05	1.12	26.50	16.74	26.08	-9.33
129.45000000	25.88	16.01	1.13	26.50	16.52	26.24	-9.72
130.30000000	26.59	15.98	1.14	26.50	17.21	26.29	-9.08
132.00000000	25.99	15.89	1.14	26.50	16.52	26.41	-9.88
134.72000000	25.79	15.74	1.16	26.50	16.19	26.58	-10.39
135.91000000	26.24	15.69	1.16	26.50	16.59	26.66	-10.07
137.44000000	25.90	15.62	1.17	26.50	16.19	26.76	-10.57
139.31000000	26.35	15.53	1.18	26.50	16.56	26.87	-10.31
141.52000000	25.60	15.42	1.19	26.50	15.71	27.01	-11.30
142.20000000	25.57	15.39	1.19	26.50	15.65	27.05	-11.40
144.92000000	26.52	15.25	1.20	26.50	16.48	27.22	-10.74
145.77000000	26.06	15.25	1.21	26.51	16.01	27.27	-11.25
147.64000000	25.92	15.26	1.22	26.53	15.87	27.38	-11.51
150.02000000	25.93	15.27	1.23	26.55	15.88	27.51	-11.64
152.06000000	26.77	15.31	1.24	26.57	16.75	27.63	-10.88

Tested by: Michael Westman  
Printed

Signature

Reviewed by: Gerald V. Anderson  
Printed

Signature

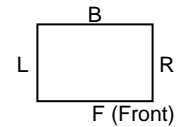
Mode of Operation Key	
#	Description
1	
2	
3	
4	
5	

J:\REPORTS\2006\10xx\1038\Rpt\_Docs\2011\1580\1387-RE102-1580-with tab data-mjw-gva.doc

# Radiated Emissions



America



FACE DEFINITION  
(TOP VIEW)

T = Top  
U = Under Side

Test Report #: NC1101387

Test Area: 3

EUT Model #: MIL1580-XXXX

Date: 14 April, 2011

EUT Serial #: None

EUT Power: 24 VDC

Temperature: 23 °C

Test Method: Mil Std 461F, RE102

Air Pressure: 99.1 kPa

Customer: Lind Electronics

Relative Humidity: 22 %

EUT Description: DC to DC Converter

Page: 20 of 108

Notes: \_\_\_\_\_

Data File Name: T:\13xx\1387\Data\4-13-11\temp\1387RE02.ema

153.59000000	26.65	15.34	1.24	26.58	16.65	27.72	-11.07
155.46000000	26.76	15.40	1.25	26.60	16.81	27.82	-11.01
155.80000000	25.47	15.42	1.25	26.59	15.55	27.84	-12.29
158.35000000	26.24	15.58	1.26	26.57	16.51	27.98	-11.47
159.20000000	28.10	15.63	1.27	26.56	18.44	28.03	-9.59
162.09000000	27.63	15.95	1.28	26.54	18.32	28.19	-9.87
163.96000000	26.72	16.18	1.29	26.52	17.67	28.28	-10.62
164.98000000	26.20	16.31	1.29	26.51	17.29	28.34	-11.05
166.85000000	25.71	16.54	1.30	26.50	17.05	28.44	-11.39
168.21000000	25.88	16.70	1.31	26.50	17.39	28.51	-11.12
170.08000000	26.45	16.93	1.32	26.50	18.20	28.60	-10.40
172.63000000	26.05	17.33	1.33	26.50	18.21	28.73	-10.52
173.99000000	26.72	17.54	1.33	26.50	19.10	28.80	-9.70
176.03000000	28.18	17.78	1.34	26.50	20.80	28.90	-8.10
177.56000000	26.58	17.91	1.35	26.50	19.33	28.98	-9.64
178.58000000	26.22	17.99	1.35	26.50	19.06	29.02	-9.97
180.62000000	26.24	18.09	1.36	26.50	19.20	29.12	-9.93
182.32000000	26.07	18.08	1.37	26.50	19.02	29.20	-10.19
183.17000000	25.93	18.07	1.37	26.50	18.88	29.24	-10.37
185.21000000	25.62	18.03	1.38	26.50	18.53	29.34	-10.81
187.93000000	26.32	17.67	1.39	26.50	18.88	29.47	-10.59
188.10000000	25.80	17.65	1.39	26.50	18.34	29.47	-11.14
190.99000000	26.80	17.27	1.40	26.50	18.97	29.61	-10.63
191.50000000	26.36	17.21	1.40	26.50	18.47	29.63	-11.16
194.05000000	27.11	16.88	1.41	26.52	18.88	29.74	-10.86
196.26000000	26.50	16.66	1.42	26.54	18.04	29.84	-11.80
196.94000000	25.88	16.60	1.43	26.54	17.36	29.87	-12.51
199.83000000	28.12	16.36	1.44	26.56	19.36	30.00	-10.64

Tested by: Michael Westman  
Printed

Signature

Reviewed by: Gerald V. Anderson  
Printed

Signature

Mode of Operation Key	
#	Description
1	
2	
3	
4	
5	

J:\REPORTS\2006\10xx\1038\Rpt\_Docs\2011\1580\1387-RE102-1580-with tab data-mjw-gva.doc



# Radiated Emissions

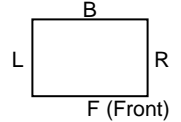


America

Test Report #: NC1101387

Test Area: 3

FACE DEFINITION  
(TOP VIEW)



EUT Model #: MIL1580-XXXX

Date: 14 April, 2011

T = Top  
U = Under Side

EUT Serial #: None

EUT Power: 24 VDC

Temperature: 23 °C

Test Method: Mil Std 461F, RE102

Air Pressure: 99.1 kPa

Customer: Lind Electronics

Relative Humidity: 22 %

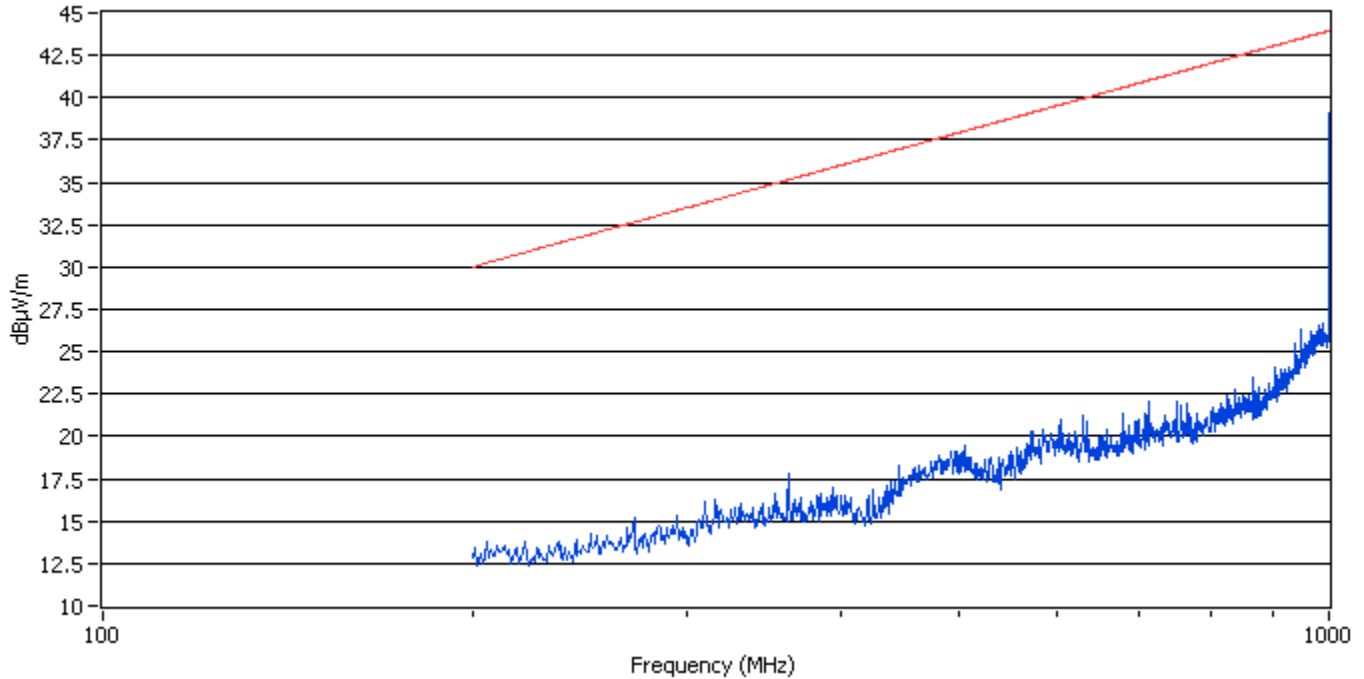
EUT Description: DC to DC Converter

Page: 21 of 108

Notes: \_\_\_\_\_

Data File Name: T:\13xx\1387\Data\4-13-11\temp\1387RE02.ema

## Subreport Number: 5



Polarity: N/A  
Mode of Operation: System Check at 1 GHz

Tested by: Michael Westman  
Printed

Signature

Reviewed by: Gerald V. Anderson  
Printed

Signature

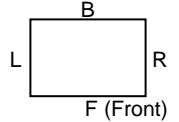
Mode of Operation Key	
#	Description
1	
2	
3	
4	
5	

J:\REPORTS\2006\10xx\1038\Rpt\_Docs\2011\1580\1387-RE102-1580-with tab data-mjw-gva.doc

# Radiated Emissions



America



Test Report #: NC1101387

Test Area: 3

FACE DEFINITION  
(TOP VIEW)

EUT Model #: MIL1580-XXXX

Date: 14 April, 2011

T = Top  
U = Under Side

EUT Serial #: None

EUT Power: 24 VDC

Temperature: 23 °C

Test Method: Mil Std 461F, RE102

Air Pressure: 99.1 kPa

Customer: Lind Electronics

Relative Humidity: 22 %

EUT Description: DC to DC Converter

Page: 22 of 108

Notes: \_\_\_\_\_

Data File Name: T:\13xx\1387\Data\4-13-11\temp\1387RE02.ema

Frequency (MHz)	Receiver (dB)	Transducer (dB)	Cable Loss (dB)	Preamp (dB)	Final Data (dB)	Limit	Differential (dB)
205.6000000	26.88	12.00	1.46	26.61	13.74	30.25	-16.51
209.6000000	26.61	12.05	1.48	26.63	13.51	30.41	-16.91
220.8000000	26.81	12.19	1.52	26.69	13.83	30.86	-17.04
225.6000000	26.31	12.25	1.54	26.66	13.43	31.05	-17.62
235.2000000	26.50	12.34	1.57	26.60	13.81	31.41	-17.60
243.2000000	26.44	12.41	1.60	26.60	13.85	31.70	-17.85
249.6000000	26.80	12.47	1.63	26.60	14.29	31.93	-17.63
257.6000000	26.43	12.64	1.65	26.63	14.09	32.20	-18.11
271.2000000	27.24	12.93	1.70	26.70	15.17	32.65	-17.47
276.8000000	26.25	13.04	1.72	26.70	14.32	32.82	-18.51
284.0000000	26.55	13.18	1.75	26.70	14.77	33.05	-18.27
294.4000000	26.88	13.36	1.78	26.70	15.32	33.36	-18.03
296.8000000	26.08	13.40	1.79	26.70	14.57	33.43	-18.85
309.6000000	27.08	13.89	1.83	26.70	16.10	33.79	-17.70
316.0000000	26.95	14.16	1.85	26.73	16.24	33.97	-17.73
324.8000000	26.02	14.53	1.88	26.77	15.67	34.21	-18.54
332.0000000	26.45	14.46	1.90	26.80	16.02	34.40	-18.38
339.2000000	26.31	14.38	1.93	26.77	15.85	34.58	-18.74
344.8000000	26.46	14.32	1.94	26.75	15.98	34.73	-18.75
352.8000000	27.14	14.28	1.97	26.72	16.68	34.92	-18.25
362.4000000	28.22	14.33	2.00	26.70	17.84	35.16	-17.31
371.2000000	26.69	14.36	2.02	26.70	16.38	35.37	-18.99
382.4000000	26.77	14.40	2.06	26.70	16.52	35.62	-19.10
384.8000000	26.85	14.40	2.07	26.71	16.61	35.68	-19.07
394.4000000	27.17	14.42	2.09	26.75	16.94	35.89	-18.95
400.0000000	26.69	14.43	2.11	26.77	16.46	36.01	-19.55
408.0000000	26.04	14.30	2.13	26.79	15.68	36.18	-20.50
420.8000000	26.99	14.10	2.17	26.80	16.46	36.45	-19.99
424.8000000	27.41	14.04	2.18	26.80	16.83	36.53	-19.70
436.8000000	26.79	14.88	2.21	26.80	17.08	36.78	-19.69
446.4000000	27.29	15.54	2.24	26.78	18.30	36.96	-18.66
455.2000000	26.25	15.93	2.27	26.75	17.70	37.13	-19.43
462.4000000	26.61	16.13	2.29	26.73	18.30	37.27	-18.97
468.0000000	26.25	16.28	2.30	26.71	18.12	37.37	-19.25

Tested by: Michael Westman  
Printed

Signature

Reviewed by: Gerald V. Anderson  
Printed

Signature

Mode of Operation Key	
#	Description
1	
2	
3	
4	
5	

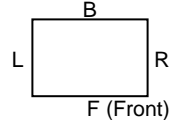
J:\REPORTS\2006\10xx\1038\Rpt\_Docs\2011\1580\1387-RE102-1580-with tab data-mjw-gva.doc

# Radiated Emissions



Test Report #: NC1101387      Test Area: 3  
 EUT Model #: MIL1580-XXXX      Date: 14 April, 2011  
 EUT Serial #: None      EUT Power: 24 VDC      Temperature: 23 °C  
 Test Method: Mil Std 461F, RE102      Air Pressure: 99.1 kPa  
 Customer: Lind Electronics      Relative Humidity: 22 %  
 EUT Description: DC to DC Converter      Page: 23 of 108

FACE DEFINITION  
(TOP VIEW)



T = Top  
U = Under Side

Notes: \_\_\_\_\_

Data File Name: T:\13xx\1387\Data\4-13-11\temp\1387RE02.ema

474.40000000	26.52	16.44	2.32	26.72	18.56	37.49	-18.93
480.00000000	26.77	16.56	2.33	26.76	18.90	37.59	-18.69
491.20000000	26.76	16.77	2.36	26.82	19.07	37.79	-18.73
496.00000000	26.77	16.86	2.38	26.85	19.15	37.88	-18.73
504.00000000	27.12	16.85	2.40	26.90	19.46	38.02	-18.55
516.00000000	26.26	16.59	2.43	26.83	18.45	38.22	-19.77
524.00000000	26.58	16.43	2.45	26.79	18.67	38.35	-19.68
530.40000000	26.65	16.35	2.47	26.75	18.71	38.46	-19.75
537.60000000	26.72	16.27	2.48	26.72	18.76	38.58	-19.82
549.60000000	27.17	16.13	2.51	26.72	19.09	38.77	-19.67
557.60000000	27.00	16.54	2.53	26.75	19.33	38.89	-19.56
564.00000000	26.55	16.88	2.55	26.76	19.22	38.99	-19.77
572.00000000	27.25	17.30	2.57	26.78	20.34	39.11	-18.77
580.80000000	26.52	17.52	2.59	26.80	19.84	39.24	-19.41
584.00000000	27.03	17.56	2.60	26.80	20.39	39.29	-18.90
593.60000000	26.67	17.66	2.62	26.80	20.16	39.43	-19.28
604.00000000	27.45	17.68	2.65	26.80	20.98	39.58	-18.60
614.40000000	26.77	17.56	2.67	26.80	20.21	39.73	-19.53
620.00000000	26.87	17.50	2.69	26.80	20.25	39.81	-19.56
630.40000000	27.87	17.47	2.71	26.80	21.26	39.95	-18.70
635.20000000	27.49	17.50	2.72	26.80	20.92	40.02	-19.11
641.60000000	25.89	17.54	2.74	26.80	19.37	40.11	-20.74
654.40000000	26.48	17.63	2.77	26.80	20.08	40.28	-20.20
658.40000000	26.71	17.66	2.78	26.80	20.35	40.33	-19.98
664.00000000	26.26	17.71	2.79	26.80	19.96	40.40	-20.45
678.40000000	27.49	17.87	2.82	26.80	21.38	40.59	-19.21
687.20000000	26.58	18.05	2.84	26.80	20.68	40.70	-20.03
695.20000000	26.60	18.21	2.86	26.80	20.88	40.80	-19.93
700.00000000	26.66	18.31	2.87	26.80	21.04	40.86	-19.82
708.00000000	26.89	18.36	2.89	26.80	21.34	40.96	-19.62
713.60000000	27.61	18.39	2.90	26.80	22.10	41.03	-18.93
724.80000000	25.91	18.45	2.93	26.85	20.44	41.16	-20.72
735.20000000	26.71	18.49	2.95	26.89	21.26	41.29	-20.03
738.40000000	26.31	18.50	2.96	26.90	20.87	41.33	-20.46
748.00000000	26.37	18.53	2.98	26.94	20.95	41.44	-20.49
752.00000000	27.46	18.53	2.99	26.95	22.02	41.48	-19.46
766.40000000	27.47	18.44	3.02	26.99	21.94	41.65	-19.71
768.00000000	26.88	18.43	3.02	26.99	21.35	41.67	-20.32

Tested by: Michael Westman  
Printed

Signature

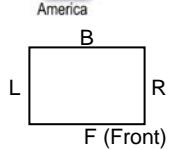
Reviewed by: Gerald V. Anderson  
Printed

Signature

Mode of Operation Key	
#	Description
1	
2	
3	
4	
5	

J:\REPORTS\2006\10xx\1038\Rpt\_Docs\2011\1580\1387-RE102-1580-with tab data-mjw-gva.doc

# Radiated Emissions



Test Report #: NC1101387

Test Area: 3

FACE DEFINITION  
(TOP VIEW)

EUT Model #: MIL1580-XXXX

Date: 14 April, 2011

T = Top  
U = Under Side

EUT Serial #: None

EUT Power: 24 VDC

Temperature: 23 °C

Test Method: Mil Std 461F, RE102

Air Pressure: 99.1 kPa

Customer: Lind Electronics

Relative Humidity: 22 %

EUT Description: DC to DC Converter

Page: 24 of 108

Notes: \_\_\_\_\_

Data File Name: T:\13xx\1387\Data\4-13-11\temp\1387RE02.ema

780.0000000	26.76	18.52	3.05	26.94	21.39	41.80	-20.41
785.6000000	25.96	18.67	3.06	26.92	20.77	41.86	-21.09
794.4000000	26.02	18.90	3.08	26.89	21.11	41.96	-20.85
805.6000000	26.36	19.05	3.11	26.85	21.67	42.08	-20.41
815.2000000	26.58	19.08	3.13	26.81	21.97	42.18	-20.21
818.4000000	26.31	19.08	3.13	26.80	21.72	42.22	-20.49
827.2000000	26.96	19.16	3.15	26.83	22.45	42.31	-19.86
838.4000000	26.96	19.48	3.17	26.87	22.75	42.43	-19.68
845.6000000	26.36	19.69	3.19	26.89	22.34	42.50	-20.16
852.0000000	26.36	19.81	3.20	26.91	22.46	42.57	-20.10
860.8000000	26.26	19.83	3.22	26.94	22.37	42.65	-20.29
867.2000000	27.32	19.84	3.23	26.96	23.43	42.72	-19.29
876.8000000	26.68	19.90	3.25	27.00	22.84	42.81	-19.98
887.2000000	26.17	20.19	3.28	26.95	22.68	42.92	-20.24
894.4000000	26.34	20.39	3.29	26.92	23.10	42.99	-19.89
903.2000000	26.20	20.63	3.31	26.88	23.26	43.07	-19.81
904.8000000	26.95	20.68	3.31	26.87	24.07	43.09	-19.02
915.2000000	26.42	20.98	3.33	26.82	23.91	43.19	-19.27
920.0000000	26.33	21.12	3.34	26.80	23.99	43.23	-19.24
928.0000000	26.04	21.40	3.36	26.76	24.04	43.31	-19.27
939.2000000	26.85	21.92	3.38	26.71	25.44	43.41	-17.97
949.6000000	27.19	22.39	3.40	26.62	26.36	43.51	-17.15
956.0000000	26.05	22.60	3.41	26.57	25.49	43.56	-18.07
967.2000000	26.27	22.95	3.44	26.47	26.18	43.66	-17.48
971.2000000	25.94	23.07	3.44	26.44	26.02	43.70	-17.68
980.0000000	26.20	23.21	3.46	26.37	26.50	43.78	-17.28
989.6000000	26.26	23.24	3.48	26.29	26.70	43.86	-17.17
992.0000000	25.58	23.25	3.48	26.27	26.05	43.88	-17.83

Tested by: Michael Westman  
Printed

Signature

Reviewed by: Gerald V. Anderson  
Printed

Signature

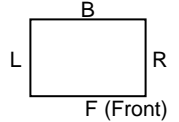
Mode of Operation Key	
#	Description
1	
2	
3	
4	
5	

J:\REPORTS\2006\10xx\1038\Rpt\_Docs\2011\1580\1387-RE102-1580-with tab data-mjw-gva.doc

# Radiated Emissions



America



FACE DEFINITION  
(TOP VIEW)

T = Top  
U = Under Side

Test Report #: NC1101387

Test Area: 3

EUT Model #: MIL1580-XXXX

Date: 14 April, 2011

EUT Serial #: None

EUT Power: 24 VDC

Temperature: 23 °C

Test Method: Mil Std 461F, RE102

Air Pressure: 99.1 kPa

Customer: Lind Electronics

Relative Humidity: 22 %

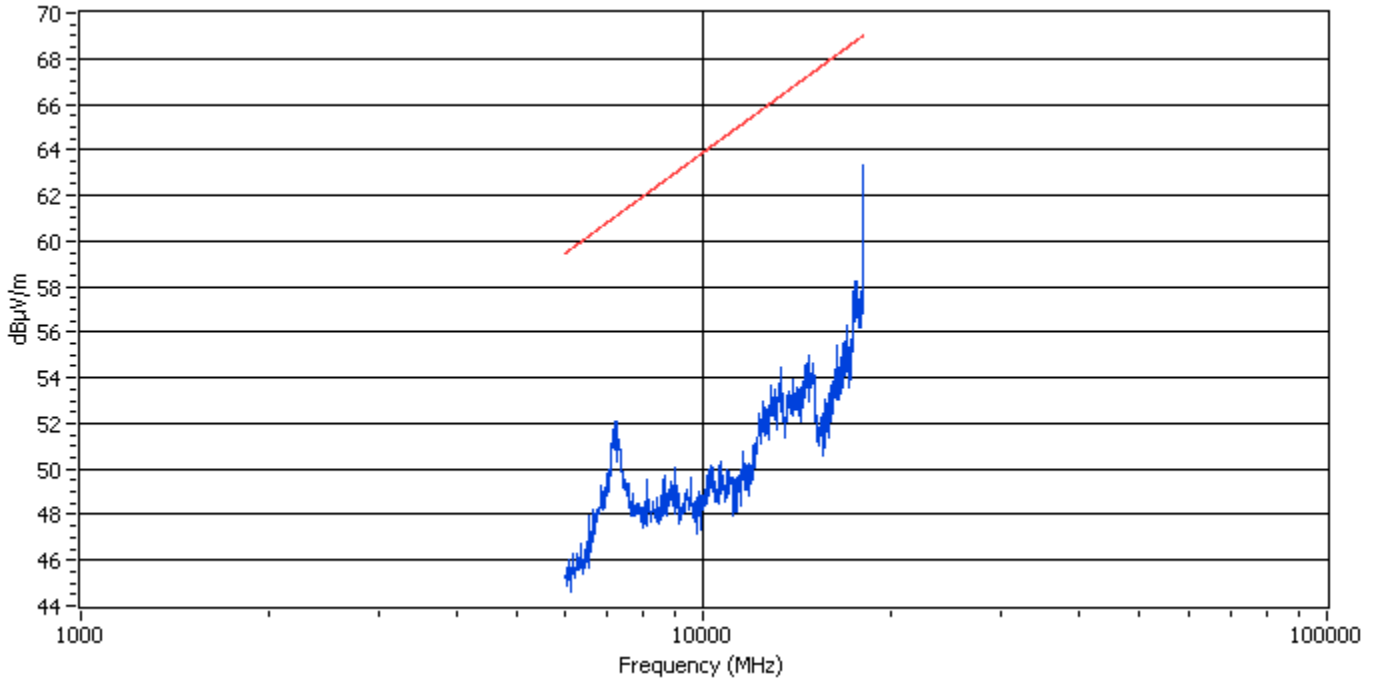
EUT Description: DC to DC Converter

Page: 25 of 108

Notes: \_\_\_\_\_

Data File Name: T:\13xx\1387\Data\4-13-11\temp\1387RE02.ema

## Subreport Number: 6



Polarity: N/A

Mode of Operation: System Check at 18 GHz

Tested by: Michael Westman  
Printed

Signature

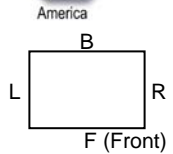
Reviewed by: Gerald V. Anderson  
Printed

Signature

Mode of Operation Key	
#	Description
1	
2	
3	
4	
5	

J:\REPORTS\2006\10xx\1038\Rpt\_Docs\2011\1580\1387-RE102-1580-with tab data-mjw-gva.doc

# Radiated Emissions



Test Report #: NC1101387 Test Area: 3

EUT Model #: MIL1580-XXXX Date: 14 April, 2011

EUT Serial #: None EUT Power: 24 VDC Temperature: 23 °C

Test Method: Mil Std 461F, RE102 Air Pressure: 99.1 kPa

Customer: Lind Electronics Relative Humidity: 22 %

EUT Description: DC to DC Converter Page: 26 of 108

Notes: \_\_\_\_\_

Data File Name: T:\13xx\1387\Data\4-13-11\temp\1387RE02.ema

Frequency (MHz)	Receiver (dB)	Transducer (dB)	Cable Loss (dB)	Preamp (dB)	Final Data (dB)	Limit	Differential (dB)
6072.00000000	49.40	36.12	3.03	42.51	46.04	59.58	-13.55
6168.00000000	49.89	36.07	3.06	42.77	46.24	59.72	-13.48
6348.00000000	49.73	36.50	3.10	42.59	46.75	59.97	-13.22
6360.00000000	49.56	36.56	3.11	42.58	46.64	59.98	-13.34
6552.00000000	49.86	37.65	3.16	42.71	47.95	60.24	-12.29
6648.00000000	49.72	38.01	3.18	42.74	48.17	60.37	-12.19
6828.00000000	49.52	38.83	3.23	42.90	48.68	60.60	-11.92
6840.00000000	50.08	38.89	3.23	42.91	49.28	60.62	-11.33
7020.00000000	49.68	40.00	3.28	43.01	49.95	60.84	-10.89
7140.00000000	49.81	41.36	3.31	42.79	51.69	60.99	-9.30
7212.00000000	49.54	41.86	3.33	42.66	52.07	61.07	-9.01
7332.00000000	49.06	40.88	3.36	42.40	50.89	61.22	-10.33
7452.00000000	48.86	39.48	3.39	42.18	49.55	61.36	-11.81
7560.00000000	49.47	38.76	3.41	42.25	49.40	61.48	-12.08
7680.00000000	49.11	38.46	3.44	42.10	48.91	61.62	-12.71
7800.00000000	48.41	38.36	3.47	41.78	48.46	61.75	-13.29
8016.00000000	48.00	38.06	3.52	41.26	48.32	61.99	-13.67
8100.00000000	49.24	37.82	3.54	41.05	49.55	62.08	-12.53
8268.00000000	48.20	37.62	3.58	40.80	48.61	62.26	-13.65
8280.00000000	48.01	37.62	3.59	40.78	48.43	62.27	-13.84
8508.00000000	47.95	37.76	3.64	40.50	48.85	62.51	-13.66
8616.00000000	48.49	37.75	3.66	40.36	49.55	62.62	-13.07
8652.00000000	48.62	37.77	3.67	40.37	49.69	62.65	-12.96
8868.00000000	48.08	37.95	3.72	40.30	49.45	62.87	-13.42
8988.00000000	48.52	37.99	3.75	40.19	50.07	62.98	-12.91
9060.00000000	47.68	38.02	3.77	40.21	49.26	63.05	-13.79
9132.00000000	47.28	38.10	3.78	40.25	48.92	63.12	-14.20
9312.00000000	47.03	38.38	3.82	40.32	48.91	63.29	-14.37
9372.00000000	47.25	38.36	3.84	40.35	49.10	63.34	-14.24
9516.00000000	47.76	38.32	3.87	40.33	49.62	63.48	-13.86
9648.00000000	46.80	38.16	3.90	40.31	48.55	63.60	-15.05
9816.00000000	47.32	38.03	3.93	40.35	48.94	63.75	-14.80
9840.00000000	47.36	38.06	3.94	40.35	49.01	63.77	-14.75
10068.00000000	47.22	38.27	3.99	40.37	49.11	63.97	-14.86

Tested by: Michael Westman  
Printed

Signature

Reviewed by: Gerald V. Anderson  
Printed

Signature

Mode of Operation Key	
#	Description
1	
2	
3	
4	
5	

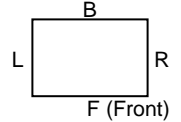
J:\REPORTS\2006\10xx\1038\Rpt\_Docs\2011\1580\1387-RE102-1580-with tab data-mjw-gva.doc

# Radiated Emissions



Test Report #: NC1101387 Test Area: 3  
 EUT Model #: MIL1580-XXXX Date: 14 April, 2011  
 EUT Serial #: None EUT Power: 24 VDC Temperature: 23 °C  
 Test Method: Mil Std 461F, RE102 Air Pressure: 99.1 kPa  
 Customer: Lind Electronics Relative Humidity: 22 %  
 EUT Description: DC to DC Converter Page: 27 of 108

FACE DEFINITION  
(TOP VIEW)



Notes: \_\_\_\_\_

Data File Name: T:\13xx\1387\Data\4-13-11\temp\1387RE02.ema

10152.00000000	47.85	38.46	4.01	40.37	49.94	64.04	-14.10
10248.00000000	47.81	38.69	4.03	40.38	50.14	64.12	-13.98
10344.00000000	47.62	38.83	4.05	40.41	50.09	64.20	-14.11
10452.00000000	46.97	38.87	4.07	40.43	49.48	64.29	-14.81
10620.00000000	47.91	38.78	4.11	40.46	50.34	64.43	-14.09
10680.00000000	47.54	38.79	4.12	40.48	49.97	64.48	-14.50
10872.00000000	47.36	38.95	4.16	40.54	49.93	64.63	-14.70
10980.00000000	47.40	38.90	4.18	40.62	49.86	64.72	-14.86
11040.00000000	47.25	38.82	4.19	40.67	49.60	64.76	-15.16
11208.00000000	47.42	38.69	4.23	40.84	49.50	64.89	-15.40
11340.00000000	47.54	38.80	4.26	40.86	49.73	65.00	-15.26
11472.00000000	47.55	39.06	4.28	40.88	50.00	65.10	-15.09
11544.00000000	48.24	39.13	4.30	40.89	50.77	65.15	-14.38
11664.00000000	47.69	39.12	4.32	40.88	50.26	65.24	-14.99
11820.00000000	47.54	39.18	4.35	40.81	50.26	65.36	-15.10
11940.00000000	47.28	39.32	4.38	40.79	50.19	65.44	-15.25
12060.00000000	47.50	39.68	4.40	40.46	51.11	65.53	-14.42
12228.00000000	47.58	40.36	4.43	39.95	52.43	65.65	-13.22
12240.00000000	47.48	40.41	4.44	39.98	52.35	65.66	-13.30
12456.00000000	47.69	40.79	4.48	40.03	52.93	65.81	-12.88
12480.00000000	47.42	40.77	4.48	39.89	52.78	65.83	-13.05
12624.00000000	46.81	40.69	4.51	39.50	52.51	65.93	-13.42
12792.00000000	48.07	40.82	4.54	39.75	53.68	66.04	-12.36
12852.00000000	47.42	41.00	4.56	39.69	53.29	66.08	-12.79
13032.00000000	47.00	41.19	4.59	39.33	53.45	66.20	-12.75
13164.00000000	47.23	41.09	4.62	39.18	53.75	66.29	-12.54
13260.00000000	47.80	40.98	4.63	39.31	54.10	66.35	-12.25
13320.00000000	48.35	40.89	4.65	39.46	54.42	66.39	-11.97
13452.00000000	46.77	40.55	4.67	39.71	52.28	66.48	-14.19
13632.00000000	47.17	40.31	4.70	38.93	53.26	66.59	-13.33
13728.00000000	47.38	40.40	4.72	39.06	53.44	66.65	-13.21
13848.00000000	47.35	40.54	4.74	39.25	53.38	66.73	-13.34
13944.00000000	47.88	40.59	4.76	39.29	53.95	66.79	-12.84
14088.00000000	48.17	40.60	4.79	40.01	53.54	66.88	-13.34
14244.00000000	48.26	40.76	4.82	40.36	53.48	66.97	-13.49
14376.00000000	48.30	41.01	4.84	40.35	53.81	67.05	-13.24
14484.00000000	48.04	41.39	4.86	40.51	53.78	67.12	-13.34
14580.00000000	48.65	41.71	4.88	40.60	54.63	67.17	-12.54

Tested by: Michael Westman  
Printed

Signature

Reviewed by: Gerald V. Anderson  
Printed

Signature

Mode of Operation Key	
#	Description
1	
2	
3	
4	
5	

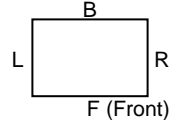
J:\REPORTS\2006\10xx\1038\Rpt\_Docs\2011\1580\1387-RE102-1580-with tab data-mjw-gva.doc

# Radiated Emissions



Test Report #: NC1101387                      Test Area: 3  
 EUT Model #: MIL1580-XXXX                      Date: 14 April, 2011  
 EUT Serial #: None                      EUT Power: 24 VDC                      Temperature: 23 °C  
 Test Method: Mil Std 461F, RE102                      Air Pressure: 99.1 kPa  
 Customer: Lind Electronics                      Relative Humidity: 22 %  
 EUT Description: DC to DC Converter                      Page: 28 of 108

FACE DEFINITION  
(TOP VIEW)



Notes: \_\_\_\_\_

Data File Name: T:\13xx\1387\Data\4-13-11\temp\1387RE02.ema

14736.00000000	48.56	41.98	4.91	40.47	54.98	67.27	-12.29
14844.00000000	47.66	41.94	4.93	40.38	54.15	67.33	-13.18
14916.00000000	48.31	41.81	4.94	40.40	54.66	67.37	-12.71
15000.00000000	48.18	41.43	4.96	40.44	54.13	67.42	-13.29
15144.00000000	47.71	40.60	4.98	40.95	52.34	67.50	-15.16
15252.00000000	47.19	39.87	5.00	40.20	51.86	67.56	-15.71
15396.00000000	47.61	39.34	5.03	39.73	52.24	67.65	-15.41
15504.00000000	48.20	39.17	5.05	39.99	52.43	67.71	-15.28
15648.00000000	48.37	39.70	5.07	40.11	53.04	67.79	-14.75
15816.00000000	46.87	40.57	5.10	39.62	52.92	67.88	-14.96
15924.00000000	46.75	40.91	5.12	39.43	53.35	67.94	-14.59
15984.00000000	46.72	41.12	5.13	39.34	53.63	67.97	-14.34
16164.00000000	46.12	41.63	5.16	39.05	53.85	68.07	-14.22
16296.00000000	46.80	41.84	5.18	39.00	54.83	68.14	-13.31
16332.00000000	47.36	41.90	5.19	39.01	55.44	68.16	-12.72
16512.00000000	45.69	42.30	5.22	38.76	54.45	68.25	-13.80
16584.00000000	45.82	42.42	5.23	38.62	54.85	68.29	-13.44
16788.00000000	46.32	42.09	5.27	38.05	55.62	68.40	-12.77
16872.00000000	45.95	42.16	5.28	37.91	55.48	68.44	-12.96
16944.00000000	46.47	42.29	5.29	37.80	56.26	68.48	-12.22
17040.00000000	45.47	42.58	5.31	38.03	55.33	68.53	-13.20
17256.00000000	44.85	43.70	5.35	38.22	55.67	68.63	-12.96
17364.00000000	46.21	44.27	5.37	38.10	57.75	68.69	-10.94
17508.00000000	46.24	44.63	5.39	38.06	58.20	68.76	-10.56
17628.00000000	45.70	44.70	5.41	38.09	57.72	68.82	-11.10
17640.00000000	46.19	44.69	5.41	38.10	58.19	68.82	-10.63
17772.00000000	45.44	44.78	5.43	38.20	57.45	68.89	-11.44
17964.00000000	45.75	45.40	5.47	38.11	58.51	68.98	-10.47

Tested by: Michael Westman  
Printed

Signature

Reviewed by: Gerald V. Anderson  
Printed

Signature

Mode of Operation Key	
#	Description
1	
2	
3	
4	
5	

J:\REPORTS\2006\10xx\1038\Rpt\_Docs\2011\1580\1387-RE102-1580-with tab data-mjw-gva.doc



# Radiated Emissions

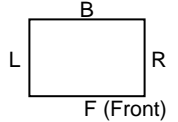


America

Test Report #: NC1101387

Test Area: 3

FACE DEFINITION  
(TOP VIEW)



EUT Model #: MIL1580-XXXX

Date: 14 April, 2011

T = Top  
U = Under Side

EUT Serial #: None

EUT Power: 24 VDC

Temperature: 23 °C

Test Method: Mil Std 461F, RE102

Air Pressure: 99.1 kPa

Customer: Lind Electronics

Relative Humidity: 22 %

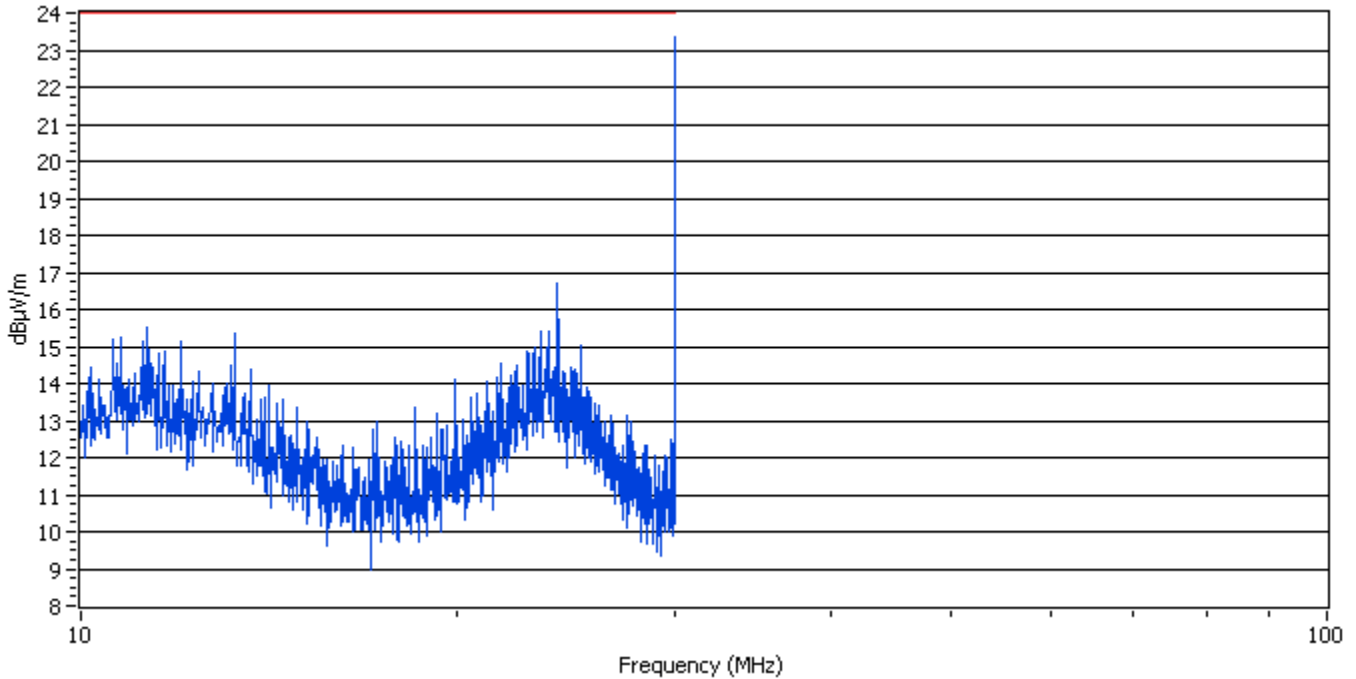
EUT Description: DC to DC Converter

Page: 29 of 108

Notes: \_\_\_\_\_

Data File Name: T:\13xx\1387\Data\4-13-11\temp\1387RE02.ema

## Subreport Number: 7



Polarity: N/A  
Mode of Operation: System Check at 30 MHz

Tested by: Michael Westman  
Printed

Signature

Reviewed by: Gerald V. Anderson  
Printed

Signature

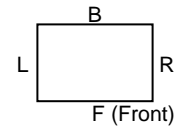
Mode of Operation Key	
#	Description
1	
2	
3	
4	
5	

J:\REPORTS\2006\10xx\1038\Rpt\_Docs\2011\1580\1387-RE102-1580-with tab data-mjw-gva.doc

# Radiated Emissions



America



FACE DEFINITION  
(TOP VIEW)

T = Top  
U = Under Side

Test Report #: NC1101387

Test Area: 3

EUT Model #: MIL1580-XXXX

Date: 14 April, 2011

EUT Serial #: None

EUT Power: 24 VDC

Temperature: 23 °C

Test Method: Mil Std 461F, RE102

Air Pressure: 99.1 kPa

Customer: Lind Electronics

Relative Humidity: 22 %

EUT Description: DC to DC Converter

Page: 30 of 108

Notes: \_\_\_\_\_

Data File Name: T:\13xx\1387\Data\4-13-11\temp\1387RE02.ema

Frequency (MHz)	Receiver (dB)	Transducer (dB)	Cable Loss (dB)	Preamp (dB)	Final Data (dB)	Limit	Differential (dB)
10.18000000	12.84	1.30	0.28	0.00	14.42	24.00	-9.58
10.34000000	12.53	1.30	0.28	0.00	14.11	24.00	-9.89
10.58000000	11.87	1.30	0.28	0.00	13.45	24.00	-10.55
10.78000000	13.66	1.30	0.29	0.00	15.25	24.00	-8.75
10.92000000	12.52	1.30	0.29	0.00	14.11	24.00	-9.89
11.16000000	12.84	1.30	0.29	0.00	14.43	24.00	-9.57
11.30000000	13.94	1.30	0.29	0.00	15.53	24.00	-8.47
11.54000000	13.23	1.30	0.30	0.00	14.83	24.00	-9.17
11.68000000	13.28	1.30	0.30	0.00	14.88	24.00	-9.12
11.86000000	12.36	1.30	0.30	0.00	13.96	24.00	-10.04
12.02000000	13.53	1.30	0.30	0.00	15.13	24.00	-8.87
12.28000000	12.47	1.30	0.31	0.00	14.08	24.00	-9.92
12.42000000	12.71	1.30	0.31	0.00	14.32	24.00	-9.68
12.74000000	12.37	1.30	0.31	0.00	13.98	24.00	-10.02
12.98000000	12.06	1.30	0.32	0.00	13.68	24.00	-10.32
13.12000000	12.37	1.30	0.32	0.00	13.99	24.00	-10.01
13.28000000	13.72	1.30	0.32	0.00	15.34	24.00	-8.66
13.52000000	12.13	1.30	0.33	0.00	13.76	24.00	-10.24
13.68000000	12.75	1.30	0.33	0.00	14.38	24.00	-9.62
13.96000000	11.93	1.30	0.33	0.00	13.56	24.00	-10.44
14.18000000	12.32	1.30	0.33	0.00	13.95	24.00	-10.05
14.38000000	11.82	1.30	0.34	0.00	13.46	24.00	-10.54
14.50000000	11.91	1.30	0.34	0.00	13.55	24.00	-10.45
14.76000000	10.96	1.30	0.34	0.00	12.60	24.00	-11.40
14.90000000	11.69	1.30	0.34	0.00	13.33	24.00	-10.67
15.16000000	11.34	1.30	0.35	0.00	12.99	24.00	-11.01
15.24000000	11.13	1.30	0.35	0.00	12.78	24.00	-11.22
15.46000000	10.90	1.30	0.35	0.00	12.55	24.00	-11.45
15.78000000	10.31	1.30	0.35	0.00	11.96	24.00	-12.04
15.92000000	10.26	1.30	0.36	0.00	11.92	24.00	-12.08
16.18000000	10.17	1.30	0.36	0.00	11.83	24.00	-12.17
16.20000000	10.66	1.30	0.36	0.00	12.32	24.00	-11.68
16.54000000	10.59	1.30	0.36	0.00	12.25	24.00	-11.75
16.74000000	10.08	1.30	0.37	0.00	11.75	24.00	-12.25

Tested by: Michael Westman  
Printed

Signature

Reviewed by: Gerald V. Anderson  
Printed

Signature

Mode of Operation Key	
#	Description
1	
2	
3	
4	
5	

J:\REPORTS\2006\10xx\1038\Rpt\_Docs\2011\1580\1387-RE102-1580-with tab data-mjw-gva.doc

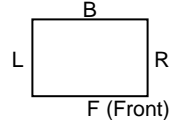
# Radiated Emissions



Test Report #: NC1101387

Test Area: 3

FACE DEFINITION  
(TOP VIEW)



EUT Model #: MIL1580-XXXX

Date: 14 April, 2011

T = Top  
U = Under Side

EUT Serial #: None

EUT Power: 24 VDC

Temperature: 23 °C

Test Method: Mil Std 461F, RE102

Air Pressure: 99.1 kPa

Customer: Lind Electronics

Relative Humidity: 22 %

EUT Description: DC to DC Converter

Page: 31 of 108

Notes: \_\_\_\_\_

Data File Name: T:\13xx\1387\Data\4-13-11\temp\1387RE02.ema

16.90000000	9.79	1.30	0.37	0.00	11.46	24.00	-12.54
17.16000000	11.10	1.30	0.37	0.00	12.77	24.00	-11.23
17.30000000	11.28	1.30	0.37	0.00	12.95	24.00	-11.05
17.54000000	10.23	1.30	0.38	0.00	11.91	24.00	-12.09
17.76000000	10.09	1.30	0.38	0.00	11.77	24.00	-12.23
17.86000000	10.84	1.30	0.38	0.00	12.52	24.00	-11.48
18.04000000	10.75	1.30	0.38	0.00	12.43	24.00	-11.57
18.34000000	10.65	1.30	0.38	0.00	12.33	24.00	-11.67
18.56000000	11.67	1.30	0.39	0.00	13.36	24.00	-10.64
18.64000000	9.57	1.30	0.39	0.00	11.26	24.00	-12.74
18.84000000	10.63	1.30	0.39	0.00	12.32	24.00	-11.68
19.06000000	10.84	1.30	0.39	0.00	12.53	24.00	-11.47
19.30000000	11.49	1.29	0.40	0.00	13.17	24.00	-10.83
19.48000000	11.08	1.27	0.40	0.00	12.75	24.00	-11.25
19.64000000	11.21	1.26	0.40	0.00	12.87	24.00	-11.13
19.98000000	12.47	1.24	0.40	0.00	14.11	24.00	-9.89
20.12000000	10.35	1.23	0.40	0.00	11.98	24.00	-12.02
20.24000000	11.38	1.22	0.41	0.00	13.00	24.00	-11.00
20.56000000	12.01	1.20	0.41	0.00	13.62	24.00	-10.38
20.78000000	12.12	1.20	0.41	0.00	13.73	24.00	-10.27
20.86000000	11.47	1.20	0.41	0.00	13.08	24.00	-10.92
21.06000000	11.65	1.20	0.42	0.00	13.27	24.00	-10.73
21.20000000	12.43	1.20	0.42	0.00	14.05	24.00	-9.95
21.58000000	12.53	1.20	0.42	0.00	14.15	24.00	-9.85
21.76000000	12.91	1.20	0.42	0.00	14.53	24.00	-9.47
21.94000000	11.82	1.20	0.42	0.00	13.44	24.00	-10.56
22.16000000	12.60	1.20	0.43	0.00	14.23	24.00	-9.77
22.28000000	12.67	1.20	0.43	0.00	14.30	24.00	-9.70
22.40000000	12.86	1.20	0.43	0.00	14.49	24.00	-9.51
22.62000000	12.30	1.20	0.43	0.00	13.93	24.00	-10.07
22.84000000	13.24	1.20	0.43	0.00	14.87	24.00	-9.13
23.12000000	13.35	1.20	0.44	0.00	14.99	24.00	-9.01
23.36000000	13.77	1.20	0.44	0.00	15.41	24.00	-8.59
23.44000000	12.68	1.20	0.44	0.00	14.32	24.00	-9.68
23.74000000	13.79	1.19	0.44	0.00	15.42	24.00	-8.58
23.92000000	12.70	1.18	0.45	0.00	14.32	24.00	-9.68
24.12000000	15.07	1.16	0.45	0.00	16.68	24.00	-7.32
24.20000000	14.12	1.16	0.45	0.00	15.73	24.00	-8.27

Tested by: Michael Westman  
Printed

Signature

Reviewed by: Gerald V. Anderson  
Printed

Signature

Mode of Operation Key	
#	Description
1	
2	
3	
4	
5	

J:\REPORTS\2006\10xx\1038\Rpt\_Docs\2011\1580\1387-RE102-1580-with tab data-mjw-gva.doc

# Radiated Emissions

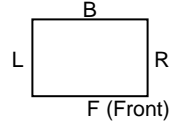


America

Test Report #: NC1101387

Test Area: 3

FACE DEFINITION  
(TOP VIEW)



EUT Model #: MIL1580-XXXX

Date: 14 April, 2011

T = Top  
U = Under Side

EUT Serial #: None

EUT Power: 24 VDC

Temperature: 23 °C

Test Method: Mil Std 461F, RE102

Air Pressure: 99.1 kPa

Customer: Lind Electronics

Relative Humidity: 22 %

EUT Description: DC to DC Converter

Page: 32 of 108

Notes: \_\_\_\_\_

Data File Name: T:\13xx\1387\Data\4-13-11\temp\1387RE02.ema

24.48000000	12.70	1.14	0.45	0.00	14.29	24.00	-9.71
24.74000000	12.85	1.13	0.45	0.00	14.43	24.00	-9.57
24.88000000	12.81	1.12	0.46	0.00	14.38	24.00	-9.62
25.16000000	13.45	1.10	0.46	0.00	15.01	24.00	-8.99
25.20000000	12.43	1.10	0.46	0.00	13.99	24.00	-10.01
25.44000000	12.37	1.09	0.46	0.00	13.92	24.00	-10.08
25.60000000	12.22	1.08	0.46	0.00	13.76	24.00	-10.24
25.84000000	11.94	1.07	0.46	0.00	13.47	24.00	-10.53
26.04000000	11.86	1.05	0.47	0.00	13.38	24.00	-10.62
26.38000000	11.46	1.04	0.47	0.00	12.97	24.00	-11.03
26.52000000	11.09	1.03	0.47	0.00	12.59	24.00	-11.41
26.66000000	11.63	1.02	0.47	0.00	13.12	24.00	-10.88
26.86000000	10.78	1.01	0.47	0.00	12.26	24.00	-11.74
27.06000000	10.61	1.00	0.48	0.00	12.09	24.00	-11.91
27.26000000	10.84	1.00	0.48	0.00	12.32	24.00	-11.68
27.40000000	11.63	1.00	0.48	0.00	13.11	24.00	-10.89
27.64000000	11.47	1.00	0.48	0.00	12.95	24.00	-11.05
27.80000000	10.69	1.00	0.48	0.00	12.17	24.00	-11.83
28.06000000	10.24	1.00	0.49	0.00	11.73	24.00	-12.27
28.38000000	10.81	1.00	0.49	0.00	12.30	24.00	-11.70
28.46000000	10.83	1.00	0.49	0.00	12.32	24.00	-11.68
28.64000000	9.98	1.00	0.49	0.00	11.47	24.00	-12.53
28.84000000	10.54	1.00	0.49	0.00	12.03	24.00	-11.97
29.10000000	10.31	0.99	0.50	0.00	11.80	24.00	-12.20
29.34000000	10.16	0.98	0.50	0.00	11.64	24.00	-12.36
29.46000000	10.60	0.98	0.50	0.00	12.08	24.00	-11.92
29.72000000	11.02	0.96	0.50	0.00	12.49	24.00	-11.51
29.98000000	11.51	0.95	0.50	0.00	12.97	24.00	-11.03

Tested by: Michael Westman  
Printed

Signature

Reviewed by: Gerald V. Anderson  
Printed

Signature

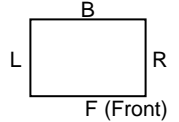
Mode of Operation Key	
#	Description
1	
2	
3	
4	
5	

J:\REPORTS\2006\10xx\1038\Rpt\_Docs\2011\1580\1387-RE102-1580-with tab data-mjw-gva.doc

# Radiated Emissions



America



FACE DEFINITION  
(TOP VIEW)

T = Top  
U = Under Side

Test Report #: NC1101387

Test Area: 3

EUT Model #: MIL1580-XXXX

Date: 14 April, 2011

EUT Serial #: None

EUT Power: 24 VDC

Temperature: 23 °C

Test Method: Mil Std 461F, RE102

Air Pressure: 99.1 kPa

Customer: Lind Electronics

Relative Humidity: 22 %

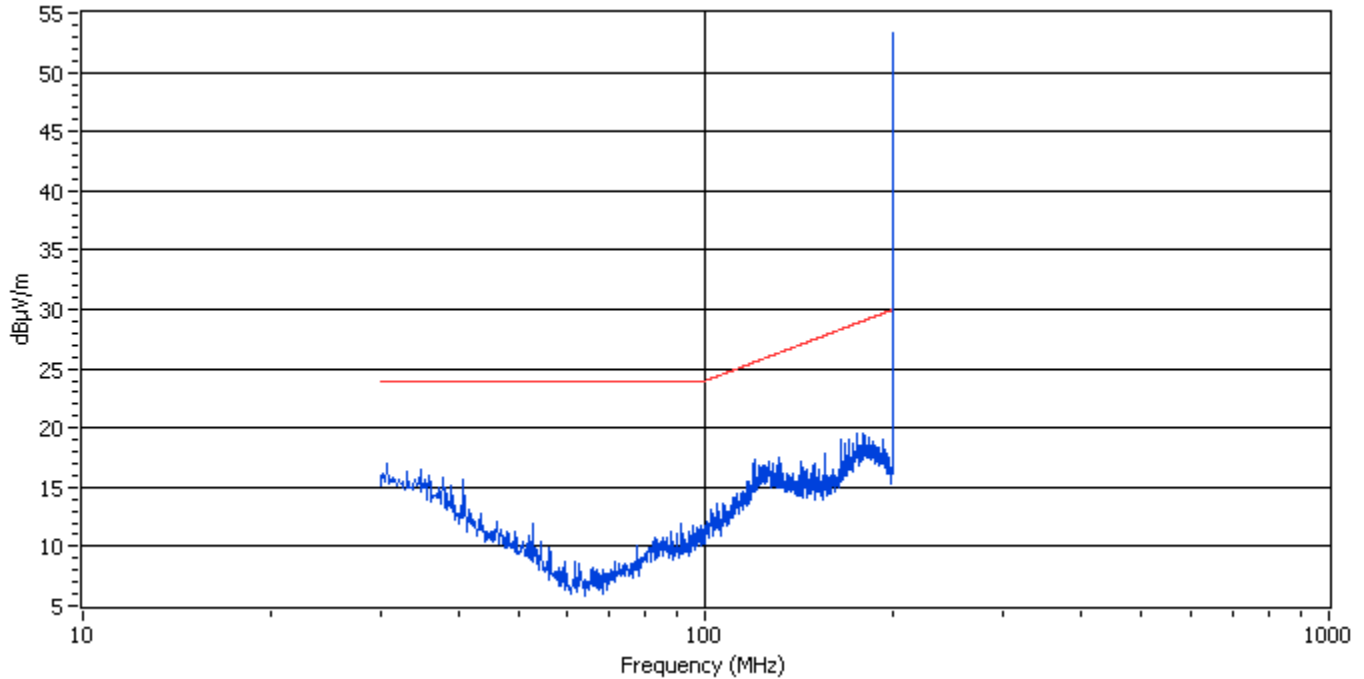
EUT Description: DC to DC Converter

Page: 33 of 108

Notes: \_\_\_\_\_

Data File Name: T:\13xx\1387\Data\4-13-11\temp\1387RE02.ema

## Subreport Number: 8



Polarity: N/A

Mode of Operation: System Check at 200 MHz

Tested by: Michael Westman  
Printed

Signature

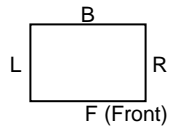
Reviewed by: Gerald V. Anderson  
Printed

Signature

Mode of Operation Key	
#	Description
1	
2	
3	
4	
5	

J:\REPORTS\2006\10xx\1038\Rpt\_Docs\2011\1580\1387-RE102-1580-with tab data-mjw-gva.doc

# Radiated Emissions



Test Report #: NC1101387

Test Area: 3

FACE DEFINITION (TOP VIEW)

EUT Model #: MIL1580-XXXX

Date: 14 April, 2011

T = Top  
U = Under Side

EUT Serial #: None

EUT Power: 24 VDC

Temperature: 23 °C

Test Method: Mil Std 461F, RE102

Air Pressure: 99.1 kPa

Customer: Lind Electronics

Relative Humidity: 22 %

EUT Description: DC to DC Converter

Page: 34 of 108

Notes: \_\_\_\_\_

Data File Name: T:\13xx\1387\Data\4-13-11\temp\1387RE02.ema

Frequency (MHz)	Receiver (dB)	Transducer (dB)	Cable Loss (dB)	Preamp (dB)	Final Data (dB)	Limit	Differential (dB)
30.85000000	26.50	16.46	0.51	26.43	17.04	24.00	-6.96
33.23000000	26.39	15.93	0.53	26.48	16.38	24.00	-7.62
34.76000000	26.73	15.61	0.55	26.46	16.43	24.00	-7.57
35.95000000	26.58	15.23	0.56	26.41	15.96	24.00	-8.04
37.82000000	27.00	14.60	0.57	26.40	15.78	24.00	-8.22
39.01000000	26.68	14.22	0.58	26.40	15.08	24.00	-8.92
40.88000000	27.79	13.58	0.60	26.40	15.57	24.00	-8.43
43.43000000	25.93	12.67	0.62	26.40	12.82	24.00	-11.18
43.94000000	25.02	12.49	0.62	26.40	11.73	24.00	-12.27
46.32000000	26.12	11.66	0.64	26.40	12.02	24.00	-11.98
47.00000000	25.69	11.42	0.65	26.40	11.36	24.00	-12.64
49.38000000	26.36	10.61	0.66	26.40	11.24	24.00	-12.76
51.93000000	26.76	9.81	0.68	26.40	10.85	24.00	-13.15
52.61000000	28.01	9.60	0.69	26.40	11.90	24.00	-12.10
54.31000000	27.04	9.09	0.70	26.40	10.43	24.00	-13.57
56.18000000	27.02	8.60	0.71	26.40	9.93	24.00	-14.07
57.88000000	25.64	8.19	0.73	26.40	8.15	24.00	-15.85
59.58000000	26.56	7.79	0.74	26.40	8.68	24.00	-15.32
61.62000000	26.82	7.59	0.75	26.40	8.76	24.00	-15.24
62.47000000	26.58	7.54	0.76	26.40	8.48	24.00	-15.52
65.36000000	26.22	7.43	0.78	26.40	8.02	24.00	-15.98
65.70000000	26.30	7.47	0.78	26.40	8.14	24.00	-15.86
68.42000000	25.84	7.75	0.80	26.40	7.99	24.00	-16.01
70.46000000	25.65	7.99	0.81	26.40	8.05	24.00	-15.95
71.48000000	26.17	8.16	0.82	26.40	8.74	24.00	-15.26
74.03000000	25.61	8.57	0.83	26.40	8.61	24.00	-15.39
74.71000000	25.33	8.67	0.84	26.40	8.44	24.00	-15.56
77.43000000	25.30	9.11	0.85	26.40	8.86	24.00	-15.14
77.60000000	26.48	9.14	0.85	26.40	10.07	24.00	-13.93
80.83000000	25.47	9.63	0.87	26.40	9.57	24.00	-14.43
82.02000000	26.06	9.79	0.88	26.40	10.33	24.00	-13.67
82.87000000	26.36	9.91	0.88	26.40	10.75	24.00	-13.25
85.42000000	25.99	10.23	0.90	26.44	10.68	24.00	-13.32
86.27000000	25.96	10.31	0.90	26.45	10.72	24.00	-13.28

Tested by: Michael Westman  
Printed

Signature

Reviewed by: Gerald V. Anderson  
Printed

Signature

Mode of Operation Key	
#	Description
1	
2	
3	
4	
5	

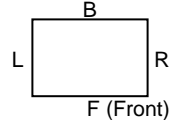
J:\REPORTS\2006\10xx\1038\Rpt\_Docs\2011\1580\1387-RE102-1580-with tab data-mjw-gva.doc

# Radiated Emissions



Test Report #: NC1101387 Test Area: 3  
 EUT Model #: MIL1580-XXXX Date: 14 April, 2011  
 EUT Serial #: None EUT Power: 24 VDC Temperature: 23 °C  
 Test Method: Mil Std 461F, RE102 Air Pressure: 99.1 kPa  
 Customer: Lind Electronics Relative Humidity: 22 %  
 EUT Description: DC to DC Converter Page: 35 of 108

FACE DEFINITION  
(TOP VIEW)



Notes: \_\_\_\_\_

Data File Name: T:\13xx\1387\Data\4-13-11\temp\1387RE02.ema

87.97000000	26.42	10.47	0.91	26.48	11.33	24.00	-12.67
91.03000000	26.79	10.77	0.93	26.50	11.99	24.00	-12.01
91.20000000	26.69	10.79	0.93	26.50	11.91	24.00	-12.09
93.92000000	25.73	11.07	0.95	26.50	11.25	24.00	-12.75
95.28000000	26.12	11.21	0.96	26.50	11.79	24.00	-12.21
96.47000000	25.76	11.34	0.96	26.50	11.57	24.00	-12.43
98.34000000	25.75	11.55	0.97	26.50	11.77	24.00	-12.23
100.55000000	25.80	11.82	0.98	26.50	12.10	24.05	-11.95
101.74000000	26.58	12.00	0.99	26.50	13.07	24.15	-11.08
104.12000000	26.79	12.37	1.00	26.50	13.66	24.35	-10.69
104.80000000	25.93	12.47	1.01	26.50	12.91	24.41	-11.50
106.84000000	26.29	12.86	1.02	26.50	13.67	24.57	-10.91
109.39000000	25.59	13.35	1.03	26.50	13.47	24.78	-11.31
110.41000000	26.03	13.56	1.04	26.50	14.13	24.86	-10.73
111.94000000	25.98	13.94	1.04	26.50	14.46	24.98	-10.51
114.32000000	25.56	14.52	1.06	26.50	14.63	25.16	-10.53
116.36000000	25.17	14.95	1.07	26.50	14.68	25.31	-10.63
116.70000000	25.82	15.01	1.07	26.50	15.40	25.34	-9.94
119.76000000	27.10	15.60	1.08	26.50	17.29	25.56	-8.27
121.63000000	26.37	15.80	1.09	26.50	16.76	25.70	-8.94
123.33000000	26.24	15.95	1.10	26.50	16.79	25.82	-9.03
124.01000000	26.15	16.00	1.11	26.50	16.76	25.86	-9.11
126.39000000	26.42	16.06	1.12	26.50	17.10	26.03	-8.93
127.75000000	26.27	16.04	1.12	26.50	16.93	26.12	-9.19
130.13000000	25.87	15.99	1.13	26.50	16.50	26.28	-9.78
130.98000000	26.85	15.95	1.14	26.50	17.44	26.34	-8.90
132.34000000	26.15	15.87	1.15	26.50	16.67	26.43	-9.76
135.06000000	25.68	15.73	1.16	26.50	16.07	26.60	-10.54
135.57000000	25.54	15.70	1.16	26.50	15.90	26.64	-10.73
137.78000000	25.91	15.60	1.17	26.50	16.18	26.78	-10.59
139.65000000	25.26	15.52	1.18	26.50	15.46	26.89	-11.44
141.86000000	27.15	15.41	1.19	26.50	17.25	27.03	-9.78
143.39000000	26.65	15.33	1.20	26.50	16.68	27.12	-10.45
144.75000000	26.55	15.26	1.20	26.50	16.52	27.20	-10.69
146.79000000	25.71	15.26	1.21	26.52	15.66	27.33	-11.67
148.83000000	26.89	15.27	1.22	26.54	16.84	27.45	-10.61
149.34000000	26.97	15.27	1.22	26.54	16.92	27.48	-10.56
151.55000000	26.55	15.30	1.23	26.57	16.52	27.60	-11.08

Tested by: Michael Westman  
Printed

Signature

Reviewed by: Gerald V. Anderson  
Printed

Signature

Mode of Operation Key	
#	Description
1	
2	
3	
4	
5	

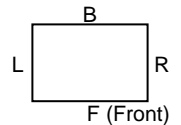
J:\REPORTS\2006\10xx\1038\Rpt\_Docs\2011\1580\1387-RE102-1580-with tab data-mjw-gva.doc

# Radiated Emissions



Test Report #: NC1101387 Test Area: 3  
 EUT Model #: MIL1580-XXXX Date: 14 April, 2011  
 EUT Serial #: None EUT Power: 24 VDC Temperature: 23 °C  
 Test Method: Mil Std 461F, RE102 Air Pressure: 99.1 kPa  
 Customer: Lind Electronics Relative Humidity: 22 %  
 EUT Description: DC to DC Converter Page: 36 of 108

FACE DEFINITION  
(TOP VIEW)



Notes: \_\_\_\_\_

Data File Name: T:\13xx\1387\Data\4-13-11\temp\1387RE02.ema

152.4000000	26.01	15.32	1.24	26.57	15.99	27.65	-11.66
154.9500000	27.83	15.37	1.25	26.60	17.85	27.79	-9.94
156.8200000	25.74	15.48	1.26	26.59	15.90	27.90	-12.00
158.1800000	25.79	15.57	1.26	26.57	16.05	27.97	-11.92
160.0500000	26.05	15.69	1.27	26.56	16.45	28.08	-11.62
160.9000000	25.47	15.79	1.28	26.55	15.99	28.12	-12.13
163.1100000	25.68	16.07	1.29	26.53	16.51	28.24	-11.73
164.9800000	27.95	16.31	1.29	26.51	19.04	28.34	-9.30
167.5300000	27.30	16.62	1.30	26.50	18.73	28.47	-9.75
168.8900000	25.99	16.79	1.31	26.50	17.59	28.54	-10.95
170.0800000	27.35	16.93	1.32	26.50	19.10	28.60	-9.50
171.7800000	26.67	17.20	1.32	26.50	18.69	28.69	-10.00
174.1600000	26.06	17.57	1.33	26.50	18.46	28.81	-10.34
175.0100000	27.02	17.70	1.34	26.50	19.56	28.85	-9.29
177.3900000	25.85	17.89	1.35	26.50	18.59	28.97	-10.38
179.2600000	26.60	18.04	1.35	26.50	19.50	29.06	-9.56
180.4500000	26.46	18.10	1.36	26.50	19.42	29.12	-9.70
182.6600000	26.26	18.08	1.37	26.50	19.21	29.22	-10.01
184.3600000	25.63	18.07	1.38	26.50	18.57	29.30	-10.73
185.7200000	26.00	17.96	1.38	26.50	18.84	29.36	-10.52
186.7400000	25.84	17.83	1.39	26.50	18.55	29.41	-10.86
189.2900000	26.04	17.49	1.40	26.50	18.43	29.53	-11.10
190.1400000	25.65	17.38	1.40	26.50	17.93	29.57	-11.64
191.8400000	26.99	17.16	1.41	26.51	19.05	29.65	-10.59
193.5400000	26.38	16.95	1.41	26.52	18.22	29.72	-11.50
196.2600000	25.94	16.66	1.42	26.54	17.48	29.84	-12.36
196.9400000	25.08	16.60	1.43	26.54	16.56	29.87	-13.31
199.8300000	53.47	16.36	1.44	26.56	44.71	30.00	14.71

Tested by: Michael Westman  
Printed

Signature

Reviewed by: Gerald V. Anderson  
Printed

Signature

Mode of Operation Key	
#	Description
1	
2	
3	
4	
5	

J:\REPORTS\2006\10xx\1038\Rpt\_Docs\2011\1580\1387-RE102-1580-with tab data-mjw-gva.doc



# Radiated Emissions

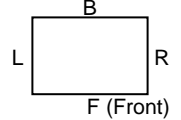


America

Test Report #: NC1101387

Test Area: 3

FACE DEFINITION  
(TOP VIEW)



EUT Model #: MIL1580-XXXX

Date: 14 April, 2011

T = Top  
U = Under Side

EUT Serial #: None

EUT Power: 24 VDC

Temperature: 23 °C

Test Method: Mil Std 461F, RE102

Air Pressure: 99.1 kPa

Customer: Lind Electronics

Relative Humidity: 22 %

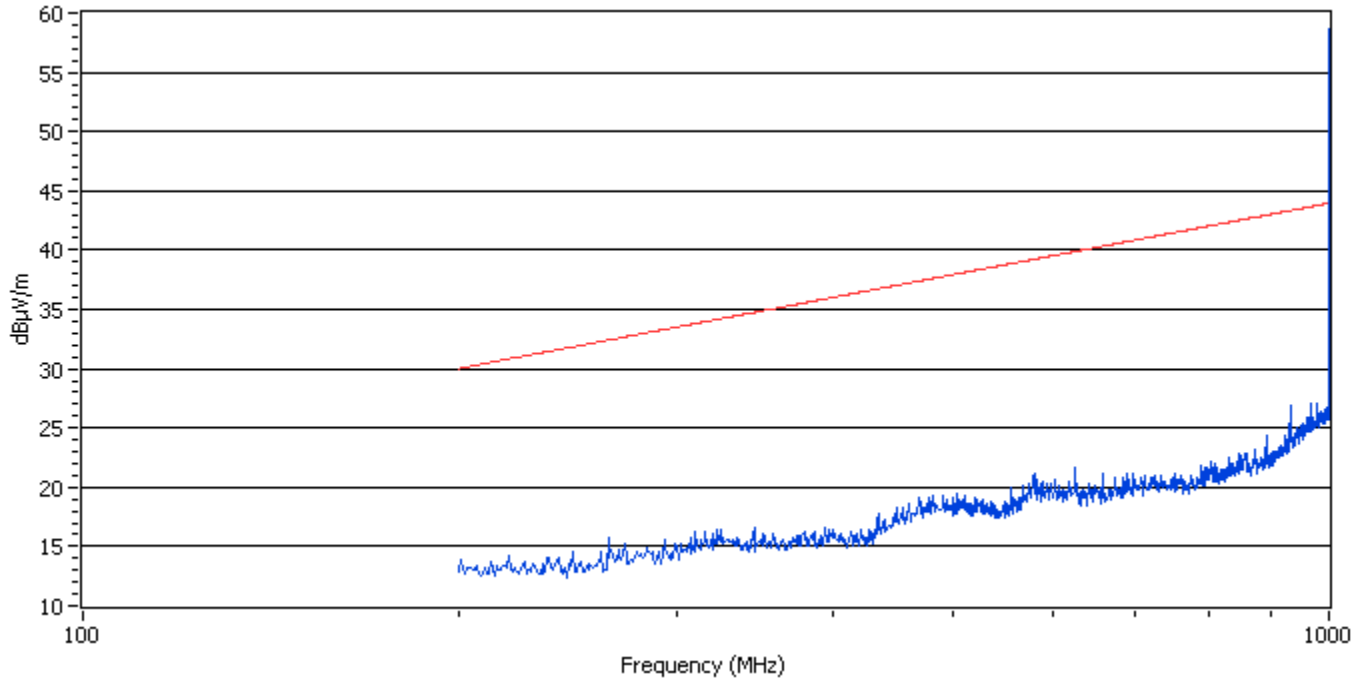
EUT Description: DC to DC Converter

Page: 37 of 108

Notes: \_\_\_\_\_

Data File Name: T:\13xx\1387\Data\4-13-11\temp\1387RE02.ema

## Subreport Number: 9



Polarity: N/A  
Mode of Operation: System Check at 1 GHz

Tested by: Michael Westman  
Printed

Signature

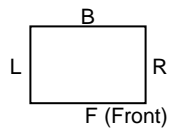
Reviewed by: Gerald V. Anderson  
Printed

Signature

Mode of Operation Key	
#	Description
1	
2	
3	
4	
5	

J:\REPORTS\2006\10xx\1038\Rpt\_Docs\2011\1580\1387-RE102-1580-with tab data-mjw-gva.doc

# Radiated Emissions



Test Report #: NC1101387

Test Area: 3

EUT Model #: MIL1580-XXXX

Date: 14 April, 2011

FACE DEFINITION (TOP VIEW)

T = Top  
U = Under Side

EUT Serial #: None

EUT Power: 24 VDC

Temperature: 23 °C

Test Method: Mil Std 461F, RE102

Air Pressure: 99.1 kPa

Customer: Lind Electronics

Relative Humidity: 22 %

EUT Description: DC to DC Converter

Page: 38 of 108

Notes: \_\_\_\_\_

Data File Name: T:\13xx\1387\Data\4-13-11\temp\1387RE02.ema

Frequency (MHz)	Receiver (dB)	Transducer (dB)	Cable Loss (dB)	Preamplifier (dB)	Final Data (dB)	Limit	Differential (dB)
200.8000000	27.02	11.94	1.44	26.57	13.83	30.04	-16.21
212.8000000	26.82	12.09	1.49	26.66	13.75	30.54	-16.80
220.0000000	27.28	12.18	1.52	26.70	14.28	30.83	-16.55
226.4000000	26.51	12.25	1.54	26.66	13.65	31.08	-17.43
236.0000000	26.80	12.34	1.58	26.60	14.12	31.44	-17.32
247.2000000	27.04	12.45	1.62	26.60	14.50	31.84	-17.34
251.2000000	26.16	12.50	1.63	26.60	13.69	31.98	-18.29
260.8000000	26.89	12.71	1.67	26.65	14.62	32.31	-17.69
264.0000000	27.97	12.78	1.68	26.67	15.76	32.41	-16.65
272.0000000	27.30	12.95	1.71	26.70	15.25	32.67	-17.42
284.0000000	26.70	13.18	1.75	26.70	14.92	33.05	-18.12
292.8000000	27.21	13.33	1.78	26.70	15.62	33.31	-17.69
298.4000000	26.69	13.43	1.79	26.70	15.22	33.47	-18.26
310.4000000	27.12	13.92	1.83	26.70	16.17	33.82	-17.64
316.0000000	26.91	14.16	1.85	26.73	16.20	33.97	-17.77
323.2000000	26.82	14.47	1.88	26.76	16.40	34.17	-17.76
334.4000000	26.20	14.44	1.91	26.79	15.75	34.46	-18.71
336.0000000	25.99	14.42	1.92	26.79	15.54	34.50	-18.96
345.6000000	27.11	14.32	1.95	26.75	16.63	34.75	-18.12
358.4000000	26.56	14.31	1.99	26.70	16.15	35.06	-18.91
364.8000000	25.92	14.34	2.01	26.70	15.56	35.21	-19.65
373.6000000	26.15	14.37	2.03	26.70	15.86	35.42	-19.57
379.2000000	26.49	14.39	2.05	26.70	16.23	35.55	-19.32
386.4000000	26.48	14.40	2.07	26.72	16.24	35.71	-19.48
393.6000000	26.76	14.42	2.09	26.74	16.53	35.87	-19.35
400.0000000	26.57	14.43	2.11	26.77	16.34	36.01	-19.67
413.6000000	26.75	14.21	2.15	26.80	16.31	36.30	-19.99
421.6000000	26.97	14.09	2.17	26.80	16.43	36.47	-20.04
427.2000000	26.78	14.20	2.19	26.80	16.37	36.58	-20.22
435.2000000	27.67	14.77	2.21	26.80	17.85	36.74	-18.90
440.0000000	26.68	15.10	2.22	26.80	17.21	36.84	-19.63
449.6000000	27.04	15.76	2.25	26.77	18.29	37.03	-18.74
460.8000000	27.06	16.08	2.28	26.73	18.70	37.24	-18.54
469.6000000	27.28	16.32	2.31	26.70	19.20	37.40	-18.20

Tested by: Michael Westman  
Printed

Signature

Reviewed by: Gerald V. Anderson  
Printed

Signature

Mode of Operation Key	
#	Description
1	
2	
3	
4	
5	

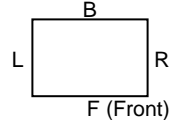
J:\REPORTS\2006\10xx\1038\Rpt\_Docs\2011\1580\1387-RE102-1580-with tab data-mjw-gva.doc

# Radiated Emissions



Test Report #: NC1101387 Test Area: 3  
 EUT Model #: MIL1580-XXXX Date: 14 April, 2011  
 EUT Serial #: None EUT Power: 24 VDC Temperature: 23 °C  
 Test Method: Mil Std 461F, RE102 Air Pressure: 99.1 kPa  
 Customer: Lind Electronics Relative Humidity: 22 %  
 EUT Description: DC to DC Converter Page: 39 of 108

FACE DEFINITION  
(TOP VIEW)



T = Top  
U = Under Side

Notes: \_\_\_\_\_

Data File Name: T:\13xx\1387\Data\4-13-11\temp\1387RE02.ema

477.60000000	27.05	16.51	2.33	26.74	19.14	37.55	-18.41
480.80000000	27.12	16.57	2.34	26.76	19.26	37.61	-18.34
490.40000000	26.93	16.75	2.36	26.82	19.22	37.78	-18.56
502.40000000	27.04	16.88	2.39	26.89	19.42	37.99	-18.57
510.40000000	26.98	16.71	2.41	26.87	19.24	38.13	-18.89
512.00000000	26.38	16.68	2.42	26.86	18.62	38.15	-19.53
520.00000000	27.01	16.51	2.44	26.81	19.15	38.29	-19.14
535.20000000	26.69	16.29	2.48	26.73	18.73	38.54	-19.80
537.60000000	26.52	16.27	2.48	26.72	18.56	38.58	-20.02
550.40000000	26.78	16.15	2.52	26.73	18.72	38.78	-20.06
556.00000000	27.68	16.45	2.53	26.74	19.92	38.87	-18.94
567.20000000	27.32	17.05	2.56	26.77	20.16	39.04	-18.88
574.40000000	27.04	17.43	2.58	26.79	20.26	39.15	-18.89
580.80000000	27.82	17.52	2.59	26.80	21.14	39.24	-18.11
588.80000000	27.00	17.61	2.61	26.80	20.42	39.36	-18.94
594.40000000	26.78	17.67	2.63	26.80	20.28	39.45	-19.17
602.40000000	27.06	17.70	2.64	26.80	20.61	39.56	-18.95
608.00000000	26.57	17.64	2.66	26.80	20.06	39.64	-19.58
619.20000000	27.09	17.51	2.69	26.80	20.48	39.80	-19.32
626.40000000	28.37	17.45	2.70	26.80	21.72	39.90	-18.18
634.40000000	26.31	17.50	2.72	26.80	19.73	40.01	-20.28
641.60000000	26.75	17.54	2.74	26.80	20.23	40.11	-19.88
649.60000000	26.56	17.59	2.76	26.80	20.11	40.21	-20.11
657.60000000	27.47	17.65	2.78	26.80	21.10	40.32	-19.22
665.60000000	26.10	17.72	2.79	26.80	19.82	40.43	-20.61
674.40000000	26.97	17.80	2.82	26.80	20.78	40.54	-19.76
682.40000000	26.86	17.95	2.83	26.80	20.85	40.64	-19.80
689.60000000	26.97	18.10	2.85	26.80	21.12	40.73	-19.61
696.80000000	26.87	18.25	2.87	26.80	21.18	40.82	-19.64
706.40000000	26.46	18.35	2.89	26.80	20.89	40.94	-20.05
718.40000000	26.22	18.41	2.92	26.82	20.73	41.09	-20.36
724.80000000	26.41	18.45	2.93	26.85	20.94	41.16	-20.22
732.80000000	26.39	18.48	2.95	26.88	20.94	41.26	-20.32
736.00000000	26.00	18.49	2.95	26.89	20.55	41.30	-20.74
748.80000000	26.27	18.54	2.98	26.94	20.85	41.45	-20.60
753.60000000	26.60	18.52	2.99	26.96	21.15	41.50	-20.35
760.80000000	26.56	18.47	3.01	26.99	21.06	41.58	-20.53
774.40000000	26.46	18.39	3.04	26.96	20.93	41.74	-20.81

Tested by: Michael Westman  
Printed

Signature

Reviewed by: Gerald V. Anderson  
Printed

Signature

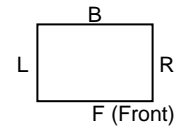
Mode of Operation Key	
#	Description
1	
2	
3	
4	
5	

J:\REPORTS\2006\10xx\1038\Rpt\_Docs\2011\1580\1387-RE102-1580-with tab data-mjw-gva.doc

# Radiated Emissions



America



FACE DEFINITION  
(TOP VIEW)

T = Top  
U = Under Side

Test Report #: NC1101387

Test Area: 3

EUT Model #: MIL1580-XXXX

Date: 14 April, 2011

EUT Serial #: None

EUT Power: 24 VDC

Temperature: 23 °C

Test Method: Mil Std 461F, RE102

Air Pressure: 99.1 kPa

Customer: Lind Electronics

Relative Humidity: 22 %

EUT Description: DC to DC Converter

Page: 40 of 108

Notes: \_\_\_\_\_

Data File Name: T:\13xx\1387\Data\4-13-11\temp\1387RE02.ema

776.0000000	26.40	18.42	3.04	26.96	20.90	41.76	-20.85
788.8000000	26.95	18.75	3.07	26.91	21.86	41.90	-20.04
795.2000000	26.57	18.92	3.08	26.89	21.68	41.97	-20.28
803.2000000	26.79	19.05	3.10	26.86	22.08	42.05	-19.97
810.4000000	26.69	19.07	3.12	26.83	22.04	42.13	-20.09
819.2000000	26.13	19.09	3.13	26.80	21.55	42.23	-20.67
831.2000000	26.83	19.28	3.16	26.84	22.43	42.35	-19.93
833.6000000	26.36	19.35	3.16	26.85	22.02	42.38	-20.36
845.6000000	26.91	19.69	3.19	26.89	22.89	42.50	-19.61
848.8000000	26.59	19.78	3.20	26.90	22.66	42.53	-19.87
856.0000000	26.75	19.82	3.21	26.93	22.85	42.61	-19.75
871.2000000	27.07	19.84	3.24	26.98	23.18	42.76	-19.58
872.0000000	26.50	19.85	3.24	26.98	22.61	42.77	-20.16
883.2000000	26.06	20.08	3.27	26.97	22.43	42.88	-20.45
890.4000000	27.81	20.28	3.28	26.94	24.43	42.95	-18.52
900.8000000	26.04	20.56	3.30	26.89	23.02	43.05	-20.03
910.4000000	25.98	20.84	3.32	26.84	23.30	43.14	-19.84
915.2000000	26.03	20.98	3.33	26.82	23.52	43.19	-19.66
923.2000000	26.50	21.21	3.35	26.78	24.27	43.26	-18.99
931.2000000	28.78	21.55	3.36	26.75	26.95	43.34	-16.39
943.2000000	26.03	22.10	3.39	26.68	24.84	43.45	-18.61
951.2000000	26.01	22.45	3.40	26.61	25.25	43.52	-18.27
953.6000000	25.95	22.52	3.41	26.59	25.29	43.54	-18.25
966.4000000	26.39	22.92	3.43	26.48	26.27	43.66	-17.39
968.0000000	27.10	22.97	3.44	26.47	27.04	43.67	-16.63
978.4000000	26.82	23.20	3.46	26.38	27.10	43.76	-16.66
985.6000000	25.96	23.23	3.47	26.32	26.34	43.83	-17.49
997.6000000	26.11	23.27	3.49	26.22	26.66	43.93	-17.28

Tested by: Michael Westman  
Printed

Signature

Reviewed by: Gerald V. Anderson  
Printed

Signature

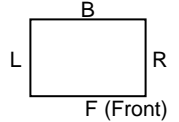
Mode of Operation Key	
#	Description
1	
2	
3	
4	
5	

J:\REPORTS\2006\10xx\1038\Rpt\_Docs\2011\1580\1387-RE102-1580-with tab data-mjw-gva.doc

# Radiated Emissions



America



FACE DEFINITION  
(TOP VIEW)

T = Top  
U = Under Side

Test Report #: NC1101387

Test Area: 3

EUT Model #: MIL1580-XXXX

Date: 14 April, 2011

EUT Serial #: None

EUT Power: 24 VDC

Temperature: 23 °C

Test Method: Mil Std 461F, RE102

Air Pressure: 99.1 kPa

Customer: Lind Electronics

Relative Humidity: 22 %

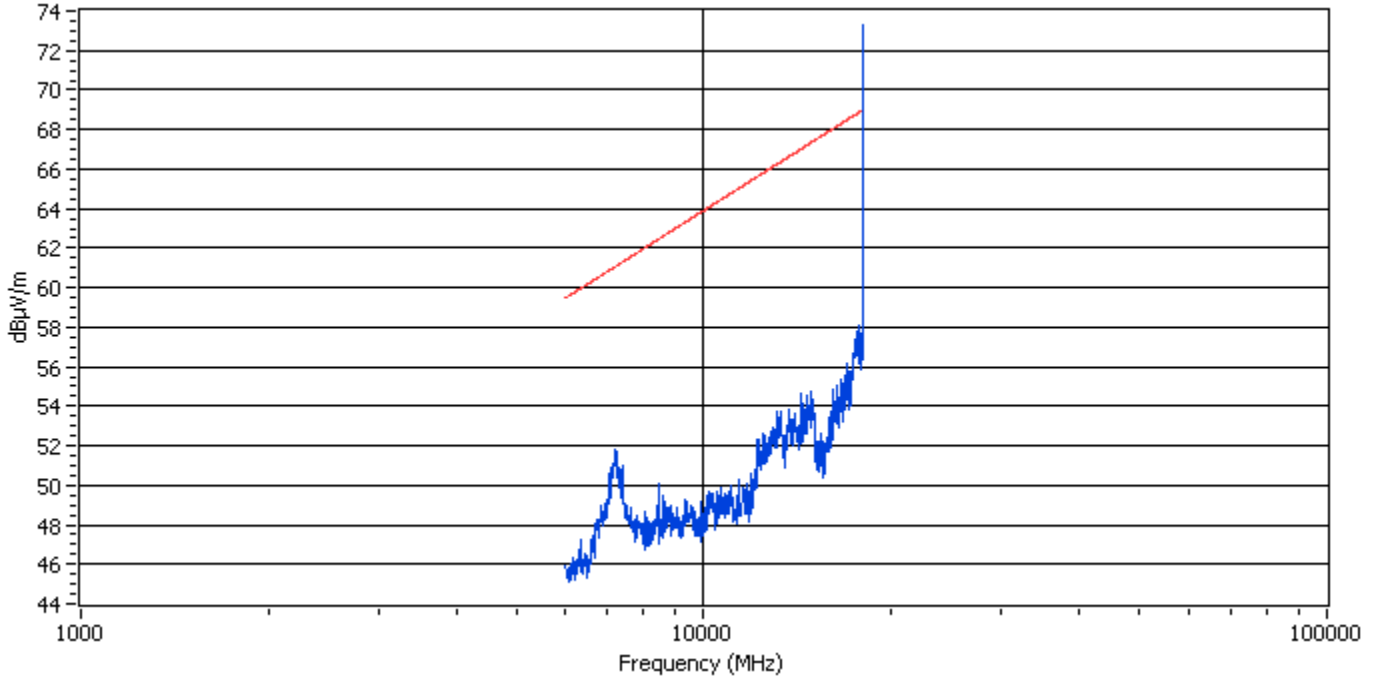
EUT Description: DC to DC Converter

Page: 41 of 108

Notes: \_\_\_\_\_

Data File Name: T:\13xx\1387\Data\4-13-11\temp\1387RE02.ema

## Subreport Number: 10



Polarity: N/A

Mode of Operation: System Check at 18 GHz

Tested by: Michael Westman  
Printed

Signature

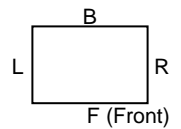
Reviewed by: Gerald V. Anderson  
Printed

Signature

Mode of Operation Key	
#	Description
1	
2	
3	
4	
5	

J:\REPORTS\2006\10xx\1038\Rpt\_Docs\2011\1580\1387-RE102-1580-with tab data-mjw-gva.doc

# Radiated Emissions



Test Report #: NC1101387 Test Area: 3

EUT Model #: MIL1580-XXXX Date: 14 April, 2011

EUT Serial #: None EUT Power: 24 VDC Temperature: 23 °C

Test Method: Mil Std 461F, RE102 Air Pressure: 99.1 kPa

Customer: Lind Electronics Relative Humidity: 22 %

EUT Description: DC to DC Converter Page: 42 of 108

Notes: \_\_\_\_\_

Data File Name: T:\13xx\1387\Data\4-13-11\temp\1387RE02.ema

Frequency (MHz)	Receiver (dB)	Transducer (dB)	Cable Loss (dB)	Preamp (dB)	Final Data (dB)	Limit	Differential (dB)
6000.00000000	48.86	36.23	3.01	42.18	45.92	59.48	-13.56
6144.00000000	49.95	36.07	3.05	42.72	46.34	59.69	-13.34
6324.00000000	50.33	36.39	3.10	42.59	47.22	59.94	-12.71
6420.00000000	49.09	36.88	3.12	42.59	46.51	60.07	-13.56
6576.00000000	49.09	37.74	3.16	42.74	47.25	60.27	-13.02
6708.00000000	49.23	38.25	3.20	42.72	47.96	60.45	-12.49
6816.00000000	49.90	38.77	3.23	42.89	49.01	60.58	-11.57
6912.00000000	49.53	39.23	3.25	42.99	49.02	60.71	-11.68
7044.00000000	49.94	40.29	3.28	42.97	50.55	60.87	-10.32
7188.00000000	49.09	41.82	3.32	42.70	51.53	61.05	-9.51
7200.00000000	49.18	41.94	3.32	42.68	51.76	61.06	-9.30
7404.00000000	49.77	39.96	3.37	42.15	50.95	61.30	-10.35
7440.00000000	48.45	39.60	3.38	42.17	49.26	61.34	-12.08
7656.00000000	49.05	38.50	3.44	42.15	48.84	61.59	-12.76
7788.00000000	48.40	38.37	3.47	41.81	48.42	61.74	-13.32
7860.00000000	47.97	38.32	3.49	41.63	48.14	61.82	-13.68
8016.00000000	48.33	38.06	3.52	41.26	48.65	61.99	-13.34
8112.00000000	48.00	37.79	3.55	41.03	48.31	62.09	-13.78
8256.00000000	47.72	37.62	3.58	40.81	48.11	62.25	-14.14
8376.00000000	48.32	37.63	3.61	40.69	48.87	62.37	-13.50
8448.00000000	49.38	37.69	3.63	40.59	50.11	62.44	-12.34
8616.00000000	48.41	37.75	3.66	40.36	49.47	62.62	-13.15
8640.00000000	47.84	37.76	3.67	40.37	48.91	62.64	-13.73
8784.00000000	47.73	37.85	3.70	40.43	48.85	62.78	-13.94
8892.00000000	47.07	37.98	3.73	40.26	48.52	62.89	-14.37
9036.00000000	47.31	38.01	3.76	40.20	48.88	63.03	-14.15
9120.00000000	46.48	38.08	3.78	40.24	48.10	63.11	-15.01
9312.00000000	47.34	38.38	3.82	40.32	49.22	63.29	-14.06
9360.00000000	47.29	38.37	3.83	40.34	49.15	63.33	-14.18
9516.00000000	47.12	38.32	3.87	40.33	48.98	63.48	-14.50
9612.00000000	46.96	38.27	3.89	40.30	48.82	63.56	-14.75
9828.00000000	46.76	38.05	3.94	40.35	48.40	63.76	-15.36
9888.00000000	47.45	38.11	3.95	40.34	49.16	63.81	-14.64
10032.00000000	47.01	38.24	3.98	40.36	48.87	63.93	-15.06

Tested by: Michael Westman  
Printed

Signature

Reviewed by: Gerald V. Anderson  
Printed

Signature

Mode of Operation Key	
#	Description
1	
2	
3	
4	
5	

J:\REPORTS\2006\10xx\1038\Rpt\_Docs\2011\1580\1387-RE102-1580-with tab data-mjw-gva.doc

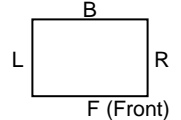
# Radiated Emissions



Test Report #: NC1101387

Test Area: 3

FACE DEFINITION  
(TOP VIEW)



EUT Model #: MIL1580-XXXX

Date: 14 April, 2011

T = Top  
U = Under Side

EUT Serial #: None

EUT Power: 24 VDC

Temperature: 23 °C

Test Method: Mil Std 461F, RE102

Air Pressure: 99.1 kPa

Customer: Lind Electronics

Relative Humidity: 22 %

EUT Description: DC to DC Converter

Page: 43 of 108

Notes: \_\_\_\_\_

Data File Name: T:\13xx\1387\Data\4-13-11\temp\1387RE02.ema

10152.00000000	47.55	38.46	4.01	40.37	49.64	64.04	-14.40
10224.00000000	47.35	38.65	4.02	40.38	49.64	64.10	-14.46
10356.00000000	47.06	38.84	4.05	40.41	49.54	64.21	-14.67
10464.00000000	47.22	38.87	4.07	40.43	49.73	64.30	-14.57
10644.00000000	47.45	38.79	4.11	40.47	49.88	64.45	-14.57
10680.00000000	47.32	38.79	4.12	40.48	49.75	64.48	-14.72
10836.00000000	46.88	38.93	4.15	40.52	49.45	64.60	-15.16
10992.00000000	47.22	38.89	4.18	40.63	49.66	64.73	-15.06
11052.00000000	47.67	38.80	4.20	40.68	49.99	64.77	-14.78
11184.00000000	46.67	38.69	4.22	40.82	48.77	64.88	-16.11
11352.00000000	48.02	38.82	4.26	40.86	50.24	65.01	-14.76
11400.00000000	47.05	38.93	4.27	40.87	49.38	65.04	-15.66
11532.00000000	47.40	39.12	4.29	40.89	49.93	65.14	-15.22
11748.00000000	47.46	39.14	4.34	40.85	50.09	65.30	-15.21
11856.00000000	47.21	39.19	4.36	40.80	49.96	65.38	-15.42
11892.00000000	47.78	39.20	4.37	40.79	50.56	65.41	-14.85
12072.00000000	46.90	39.71	4.40	40.40	50.62	65.54	-14.92
12144.00000000	48.00	40.00	4.42	40.09	52.33	65.59	-13.26
12252.00000000	47.13	40.46	4.44	40.01	52.03	65.67	-13.64
12432.00000000	47.52	40.82	4.47	40.17	52.65	65.79	-13.15
12516.00000000	47.06	40.73	4.49	39.73	52.55	65.85	-13.30
12708.00000000	46.78	40.74	4.53	39.60	52.45	65.98	-13.53
12828.00000000	47.01	40.92	4.55	39.73	52.75	66.06	-13.31
12924.00000000	46.71	41.17	4.57	39.55	52.90	66.13	-13.23
12996.00000000	46.40	41.21	4.58	39.37	52.82	66.18	-13.36
13080.00000000	47.22	41.16	4.60	39.29	53.69	66.23	-12.54
13248.00000000	47.37	40.99	4.63	39.27	53.72	66.34	-12.62
13332.00000000	46.88	40.87	4.65	39.48	52.91	66.40	-13.49
13536.00000000	46.99	40.36	4.69	39.48	52.55	66.53	-13.98
13656.00000000	46.98	40.32	4.71	38.95	53.06	66.61	-13.54
13740.00000000	47.79	40.42	4.72	39.09	53.84	66.66	-12.82
13896.00000000	47.29	40.56	4.75	39.27	53.34	66.76	-13.42
13992.00000000	47.52	40.62	4.77	39.31	53.60	66.82	-13.21
14040.00000000	47.34	40.61	4.78	39.63	53.10	66.85	-13.75
14160.00000000	47.85	40.68	4.80	40.32	53.01	66.92	-13.91
14340.00000000	49.21	40.91	4.84	40.30	54.66	67.03	-12.37
14424.00000000	48.49	41.17	4.85	40.42	54.09	67.08	-12.99
14604.00000000	48.52	41.78	4.88	40.62	54.56	67.19	-12.62

Tested by: Michael Westman  
Printed

Signature

Reviewed by: Gerald V. Anderson  
Printed

Signature

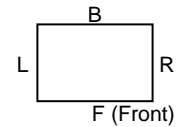
Mode of Operation Key	
#	Description
1	
2	
3	
4	
5	

J:\REPORTS\2006\10xx\1038\Rpt\_Docs\2011\1580\1387-RE102-1580-with tab data-mjw-gva.doc

# Radiated Emissions



America



FACE DEFINITION  
(TOP VIEW)

T = Top  
U = Under Side

Test Report #: NC1101387

Test Area: 3

EUT Model #: MIL1580-XXXX

Date: 14 April, 2011

EUT Serial #: None

EUT Power: 24 VDC

Temperature: 23 °C

Test Method: Mil Std 461F, RE102

Air Pressure: 99.1 kPa

Customer: Lind Electronics

Relative Humidity: 22 %

EUT Description: DC to DC Converter

Page: 44 of 108

Notes: \_\_\_\_\_

Data File Name: T:\13xx\1387\Data\4-13-11\temp\1387RE02.ema

14676.00000000	47.80	41.93	4.90	40.55	54.07	67.23	-13.16
14808.00000000	48.18	41.98	4.92	40.37	54.71	67.31	-12.60
14988.00000000	48.34	41.49	4.95	40.43	54.34	67.41	-13.07
15000.00000000	47.97	41.43	4.96	40.44	53.92	67.42	-13.50
15132.00000000	47.65	40.70	4.98	41.07	52.25	67.50	-15.24
15288.00000000	47.56	39.67	5.01	40.07	52.18	67.58	-15.41
15408.00000000	47.97	39.31	5.03	39.74	52.57	67.65	-15.08
15492.00000000	47.94	39.18	5.04	39.96	52.20	67.70	-15.50
15624.00000000	47.61	39.58	5.07	40.18	52.08	67.77	-15.70
15828.00000000	46.99	40.61	5.10	39.60	53.10	67.89	-14.78
15936.00000000	47.10	40.95	5.12	39.41	53.76	67.94	-14.18
15972.00000000	46.80	41.08	5.13	39.35	53.65	67.96	-14.31
16152.00000000	47.15	41.60	5.16	39.08	54.83	68.06	-13.23
16296.00000000	46.52	41.84	5.18	39.00	54.55	68.14	-13.59
16380.00000000	46.90	41.97	5.20	39.02	55.04	68.18	-13.14
16512.00000000	45.66	42.30	5.22	38.76	54.42	68.25	-13.83
16644.00000000	46.15	42.41	5.24	38.49	55.31	68.32	-13.01
16776.00000000	45.90	42.12	5.27	38.10	55.19	68.39	-13.20
16896.00000000	45.95	42.19	5.29	37.88	55.55	68.45	-12.90
16992.00000000	46.20	42.40	5.30	37.72	56.18	68.50	-12.32
17040.00000000	45.94	42.58	5.31	38.03	55.80	68.53	-12.73
17244.00000000	44.87	43.62	5.35	38.24	55.60	68.63	-13.03
17292.00000000	45.61	43.93	5.35	38.18	56.72	68.65	-11.93
17460.00000000	45.46	44.55	5.38	38.06	57.33	68.74	-11.41
17556.00000000	45.71	44.67	5.40	38.07	57.71	68.78	-11.07
17676.00000000	46.07	44.67	5.42	38.12	58.03	68.84	-10.81
17844.00000000	45.54	44.95	5.45	38.25	57.68	68.92	-11.24
17952.00000000	45.96	45.35	5.46	38.14	58.63	68.98	-10.35

Tested by: Michael Westman  
Printed

Signature

Reviewed by: Gerald V. Anderson  
Printed

Signature

Mode of Operation Key	
#	Description
1	
2	
3	
4	
5	

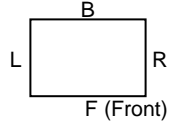
J:\REPORTS\2006\10xx\1038\Rpt\_Docs\2011\1580\1387-RE102-1580-with tab data-mjw-gva.doc



# Radiated Emissions



America



FACE DEFINITION  
(TOP VIEW)

T = Top  
U = Under Side

Test Report #: NC1101387

Test Area: 3

EUT Model #: MIL1580-XXXX

Date: 14 April, 2011

EUT Serial #: None

EUT Power: 24 VDC

Temperature: 23 °C

Test Method: Mil Std 461F, RE102

Air Pressure: 99.1 kPa

Customer: Lind Electronics

Relative Humidity: 22 %

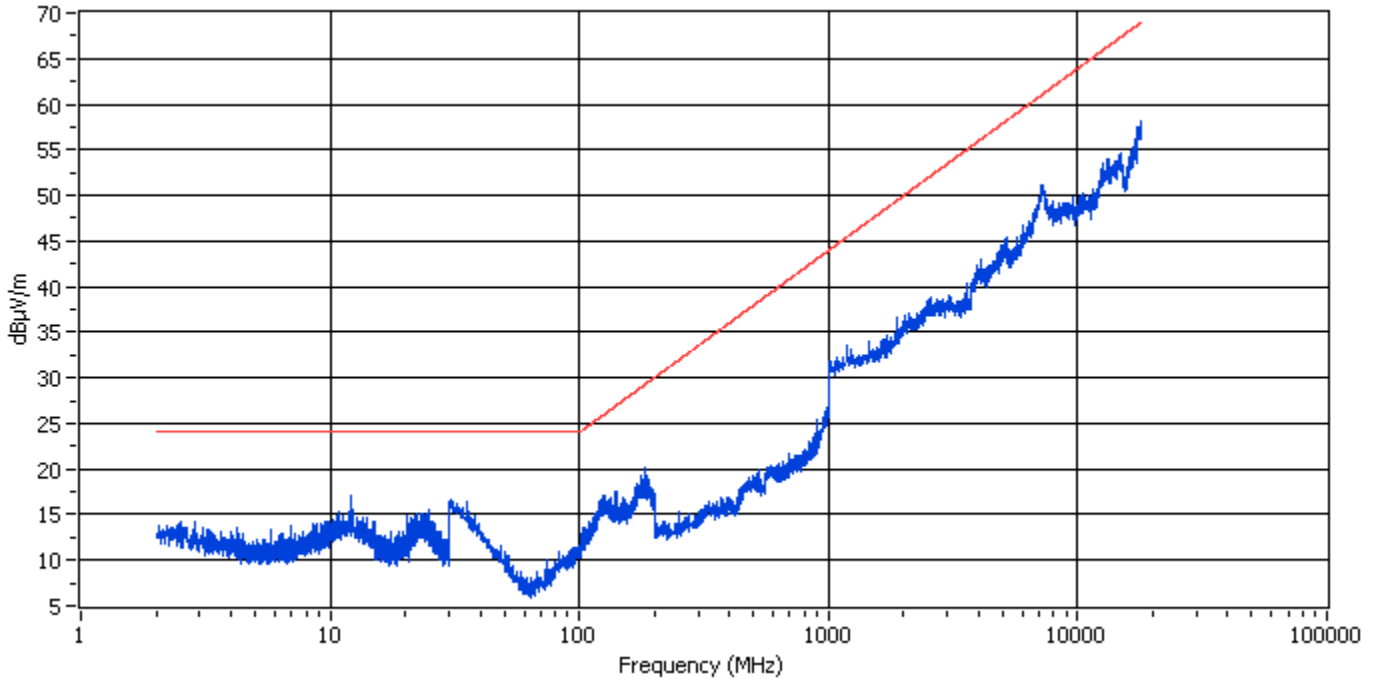
EUT Description: DC to DC Converter

Page: 45 of 108

Notes: \_\_\_\_\_

Data File Name: T:\13xx\1387\Data\4-13-11\temp\1387RE02.ema

## Subreport Number: 11



Polarity: Vertical  
Mode of Operation: Ambient

Tested by: Michael Westman  
Printed

Signature

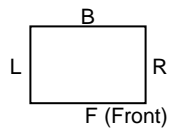
Reviewed by: Gerald V. Anderson  
Printed

Signature

Mode of Operation Key	
#	Description
1	
2	
3	
4	
5	

J:\REPORTS\2006\10xx\1038\Rpt\_Docs\2011\1580\1387-RE102-1580-with tab data-mjw-gva.doc

# Radiated Emissions



Test Report #: NC1101387

Test Area: 3

EUT Model #: MIL1580-XXXX

Date: 14 April, 2011

EUT Serial #: None

EUT Power: 24 VDC

Temperature: 23 °C

Test Method: Mil Std 461F, RE102

Air Pressure: 99.1 kPa

Customer: Lind Electronics

Relative Humidity: 22 %

EUT Description: DC to DC Converter

Page: 46 of 108

Notes: \_\_\_\_\_

Data File Name: T:\13xx\1387\Data\4-13-11\temp\1387RE02.ema

Frequency (MHz)	Receiver (dB)	Transducer (dB)	Cable Loss (dB)	Preamp (dB)	Final Data (dB)	Limit	Differential (dB)
2.04800000	12.52	1.20	0.11	0.00	13.83	24.00	-10.17
2.14400000	12.00	1.20	0.12	0.00	13.32	24.00	-10.68
2.23200000	12.37	1.20	0.12	0.00	13.69	24.00	-10.31
2.29600000	12.28	1.20	0.12	0.00	13.60	24.00	-10.40
2.36000000	12.19	1.20	0.12	0.00	13.51	24.00	-10.49
2.46400000	12.74	1.20	0.13	0.00	14.07	24.00	-9.93
2.53600000	12.99	1.20	0.13	0.00	14.32	24.00	-9.68
2.62400000	12.26	1.20	0.13	0.00	13.59	24.00	-10.41
2.67200000	12.22	1.20	0.13	0.00	13.55	24.00	-10.45
2.76000000	11.44	1.20	0.14	0.00	12.78	24.00	-11.22
2.81600000	12.03	1.20	0.14	0.00	13.37	24.00	-10.63
2.88000000	12.78	1.20	0.14	0.00	14.12	24.00	-9.88
2.97600000	11.01	1.20	0.14	0.00	12.35	24.00	-11.65
3.06400000	12.12	1.20	0.14	0.00	13.46	24.00	-10.54
3.17600000	11.33	1.20	0.15	0.00	12.68	24.00	-11.32
3.24800000	12.01	1.20	0.15	0.00	13.36	24.00	-10.64
3.29600000	11.83	1.20	0.15	0.00	13.18	24.00	-10.82
3.40800000	11.46	1.20	0.15	0.00	12.81	24.00	-11.19
3.48000000	11.23	1.20	0.15	0.00	12.58	24.00	-11.42
3.53600000	10.88	1.20	0.15	0.00	12.23	24.00	-11.77
3.67200000	11.86	1.20	0.16	0.00	13.22	24.00	-10.78
3.68000000	10.93	1.20	0.16	0.00	12.29	24.00	-11.71
3.80800000	11.09	1.20	0.16	0.00	12.45	24.00	-11.55
3.85600000	10.90	1.20	0.16	0.00	12.26	24.00	-11.74
3.95200000	10.81	1.20	0.16	0.00	12.17	24.00	-11.83
4.02400000	11.74	1.20	0.17	0.00	13.11	24.00	-10.89
4.09600000	11.27	1.20	0.17	0.00	12.64	24.00	-11.36
4.22400000	12.17	1.20	0.17	0.00	13.54	24.00	-10.46
4.28800000	11.61	1.20	0.17	0.00	12.98	24.00	-11.02
4.36000000	10.32	1.20	0.17	0.00	11.69	24.00	-12.31
4.45600000	11.52	1.20	0.18	0.00	12.90	24.00	-11.10
4.51200000	10.18	1.20	0.18	0.00	11.56	24.00	-12.44
4.57600000	10.67	1.20	0.18	0.00	12.05	24.00	-11.95
4.67200000	10.19	1.20	0.18	0.00	11.57	24.00	-12.43

Tested by: Michael Westman  
Printed

Signature

Reviewed by: Gerald V. Anderson  
Printed

Signature

Mode of Operation Key	
#	Description
1	
2	
3	
4	
5	

J:\REPORTS\2006\10xx\1038\Rpt\_Docs\2011\1580\1387-RE102-1580-with tab data-mjw-gva.doc

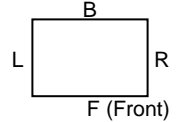
# Radiated Emissions



Test Report #: NC1101387

Test Area: 3

FACE DEFINITION  
(TOP VIEW)



EUT Model #: MIL1580-XXXX

Date: 14 April, 2011

T = Top  
U = Under Side

EUT Serial #: None

EUT Power: 24 VDC

Temperature: 23 °C

Test Method: Mil Std 461F, RE102

Air Pressure: 99.1 kPa

Customer: Lind Electronics

Relative Humidity: 22 %

EUT Description: DC to DC Converter

Page: 47 of 108

Notes: \_\_\_\_\_

Data File Name: T:\13xx\1387\Data\4-13-11\temp\1387RE02.ema

4.73600000	10.36	1.20	0.18	0.00	11.74	24.00	-12.26
4.85600000	10.66	1.20	0.18	0.00	12.04	24.00	-11.96
4.88000000	10.46	1.20	0.19	0.00	11.85	24.00	-12.15
5.02400000	10.29	1.20	0.19	0.00	11.68	24.00	-12.32
5.07200000	10.90	1.20	0.19	0.00	12.29	24.00	-11.71
5.16000000	10.43	1.20	0.19	0.00	11.82	24.00	-12.18
5.20800000	10.32	1.20	0.19	0.00	11.71	24.00	-12.29
5.35200000	10.89	1.20	0.19	0.00	12.28	24.00	-11.72
5.42400000	10.80	1.20	0.20	0.00	12.20	24.00	-11.80
5.47200000	10.58	1.20	0.20	0.00	11.98	24.00	-12.02
5.52000000	10.87	1.21	0.20	0.00	12.28	24.00	-11.72
5.66400000	10.28	1.25	0.20	0.00	11.73	24.00	-12.27
5.68000000	10.35	1.25	0.20	0.00	11.80	24.00	-12.20
5.76000000	11.28	1.27	0.20	0.00	12.75	24.00	-11.25
5.84000000	11.81	1.29	0.20	0.00	13.30	24.00	-10.70
5.98400000	10.55	1.28	0.21	0.00	12.03	24.00	-11.97
6.00800000	10.09	1.27	0.21	0.00	11.57	24.00	-12.43
6.10400000	10.62	1.25	0.21	0.00	12.08	24.00	-11.92
6.17600000	10.83	1.23	0.21	0.00	12.27	24.00	-11.73
6.26400000	11.18	1.21	0.21	0.00	12.60	24.00	-11.40
6.33600000	11.41	1.20	0.21	0.00	12.82	24.00	-11.18
6.43200000	11.44	1.20	0.22	0.00	12.86	24.00	-11.14
6.48000000	10.42	1.20	0.22	0.00	11.84	24.00	-12.16
6.59200000	10.81	1.20	0.22	0.00	12.23	24.00	-11.77
6.68000000	10.83	1.20	0.22	0.00	12.25	24.00	-11.75
6.77600000	9.97	1.20	0.22	0.00	11.39	24.00	-12.61
6.85600000	10.99	1.20	0.22	0.00	12.41	24.00	-11.59
6.90400000	10.86	1.20	0.22	0.00	12.28	24.00	-11.72
6.98400000	12.40	1.20	0.23	0.00	13.83	24.00	-10.17
7.07200000	10.79	1.20	0.23	0.00	12.22	24.00	-11.78
7.17600000	11.38	1.20	0.23	0.00	12.81	24.00	-11.19
7.27200000	10.26	1.21	0.23	0.00	11.70	24.00	-12.30
7.35200000	10.47	1.22	0.23	0.00	11.92	24.00	-12.08
7.39200000	10.48	1.23	0.23	0.00	11.94	24.00	-12.06
7.47200000	10.18	1.24	0.23	0.00	11.66	24.00	-12.34
7.52000000	11.11	1.25	0.24	0.00	12.60	24.00	-11.40
7.62400000	10.88	1.27	0.24	0.00	12.39	24.00	-11.61
7.75200000	10.69	1.30	0.24	0.00	12.23	24.00	-11.77

Tested by: Michael Westman  
Printed

Signature

Reviewed by: Gerald V. Anderson  
Printed

Signature

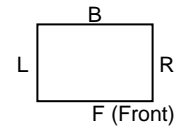
Mode of Operation Key	
#	Description
1	
2	
3	
4	
5	

J:\REPORTS\2006\10xx\1038\Rpt\_Docs\2011\1580\1387-RE102-1580-with tab data-mjw-gva.doc

# Radiated Emissions



America



FACE DEFINITION  
(TOP VIEW)

T = Top  
U = Under Side

Test Report #: NC1101387

Test Area: 3

EUT Model #: MIL1580-XXXX

Date: 14 April, 2011

EUT Serial #: None

EUT Power: 24 VDC

Temperature: 23 °C

Test Method: Mil Std 461F, RE102

Air Pressure: 99.1 kPa

Customer: Lind Electronics

Relative Humidity: 22 %

EUT Description: DC to DC Converter

Page: 48 of 108

Notes: \_\_\_\_\_

Data File Name: T:\13xx\1387\Data\4-13-11\temp\1387RE02.ema

7.78400000	11.69	1.30	0.24	0.00	13.23	24.00	-10.77
7.86400000	10.80	1.30	0.24	0.00	12.34	24.00	-11.66
7.95200000	10.95	1.30	0.24	0.00	12.49	24.00	-11.51
8.07200000	11.10	1.30	0.24	0.00	12.64	24.00	-11.36
8.12800000	11.12	1.30	0.25	0.00	12.67	24.00	-11.33
8.21600000	11.30	1.30	0.25	0.00	12.85	24.00	-11.15
8.30400000	11.47	1.30	0.25	0.00	13.02	24.00	-10.98
8.39200000	11.27	1.30	0.25	0.00	12.82	24.00	-11.18
8.45600000	10.37	1.30	0.25	0.00	11.92	24.00	-12.08
8.52000000	12.53	1.30	0.25	0.00	14.08	24.00	-9.92
8.62400000	11.14	1.30	0.25	0.00	12.69	24.00	-11.31
8.70400000	11.01	1.30	0.25	0.00	12.56	24.00	-11.44
8.75200000	12.21	1.30	0.26	0.00	13.77	24.00	-10.23
8.86400000	11.63	1.30	0.26	0.00	13.19	24.00	-10.81
8.88800000	12.41	1.30	0.26	0.00	13.97	24.00	-10.03
8.96800000	11.33	1.30	0.26	0.00	12.89	24.00	-11.11
9.07200000	11.45	1.30	0.26	0.00	13.01	24.00	-10.99
9.13600000	12.10	1.30	0.26	0.00	13.66	24.00	-10.34
9.24000000	12.48	1.30	0.26	0.00	14.04	24.00	-9.96
9.33600000	11.59	1.30	0.26	0.00	13.15	24.00	-10.85
9.40800000	12.21	1.30	0.27	0.00	13.78	24.00	-10.22
9.44000000	11.90	1.30	0.27	0.00	13.47	24.00	-10.53
9.53600000	12.63	1.30	0.27	0.00	14.20	24.00	-9.80
9.66400000	12.76	1.30	0.27	0.00	14.33	24.00	-9.67
9.72800000	12.33	1.30	0.27	0.00	13.90	24.00	-10.10
9.76800000	12.59	1.30	0.27	0.00	14.16	24.00	-9.84
9.89600000	12.61	1.30	0.27	0.00	14.18	24.00	-9.82
9.93600000	12.39	1.30	0.27	0.00	13.96	24.00	-10.04

Tested by: Michael Westman  
Printed

Signature

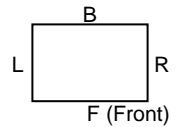
Reviewed by: Gerald V. Anderson  
Printed

Signature

Mode of Operation Key	
#	Description
1	
2	
3	
4	
5	

J:\REPORTS\2006\10xx\1038\Rpt\_Docs\2011\1580\1387-RE102-1580-with tab data-mjw-gva.doc

# Radiated Emissions



Test Report #: NC1101387

Test Area: 3

FACE DEFINITION (TOP VIEW)

EUT Model #: MIL1580-XXXX

Date: 14 April, 2011

T = Top  
U = Under Side

EUT Serial #: None

EUT Power: 24 VDC

Temperature: 23 °C

Test Method: Mil Std 461F, RE102

Air Pressure: 99.1 kPa

Customer: Lind Electronics

Relative Humidity: 22 %

EUT Description: DC to DC Converter

Page: 49 of 108

Notes: \_\_\_\_\_

Data File Name: T:\13xx\1387\Data\4-13-11\temp\1387RE02.ema

Frequency (MHz)	Receiver (dB)	Transducer (dB)	Cable Loss (dB)	Preamp (dB)	Final Data (dB)	Limit	Differential (dB)
10.06000000	12.47	1.30	0.28	0.00	14.05	24.00	-9.95
10.28000000	12.80	1.30	0.28	0.00	14.38	24.00	-9.62
10.40000000	12.72	1.30	0.28	0.00	14.30	24.00	-9.70
10.60000000	13.36	1.30	0.28	0.00	14.94	24.00	-9.06
10.84000000	13.64	1.30	0.29	0.00	15.23	24.00	-8.77
11.16000000	12.85	1.30	0.29	0.00	14.44	24.00	-9.56
11.20000000	13.37	1.30	0.29	0.00	14.96	24.00	-9.04
11.40000000	12.58	1.30	0.30	0.00	14.18	24.00	-9.82
11.74000000	12.73	1.30	0.30	0.00	14.33	24.00	-9.67
11.90000000	13.73	1.30	0.30	0.00	15.33	24.00	-8.67
12.16000000	15.55	1.30	0.31	0.00	17.16	24.00	-6.84
12.36000000	13.85	1.30	0.31	0.00	15.46	24.00	-8.54
12.40000000	12.19	1.30	0.31	0.00	13.80	24.00	-10.20
12.74000000	13.11	1.30	0.31	0.00	14.72	24.00	-9.28
12.90000000	12.17	1.30	0.32	0.00	13.79	24.00	-10.21
13.04000000	12.69	1.30	0.32	0.00	14.31	24.00	-9.69
13.26000000	12.65	1.30	0.32	0.00	14.27	24.00	-9.73
13.54000000	13.04	1.30	0.33	0.00	14.67	24.00	-9.33
13.70000000	11.56	1.30	0.33	0.00	13.19	24.00	-10.81
13.82000000	12.40	1.30	0.33	0.00	14.03	24.00	-9.97
14.16000000	13.07	1.30	0.33	0.00	14.70	24.00	-9.30
14.38000000	11.63	1.30	0.34	0.00	13.27	24.00	-10.73
14.54000000	11.66	1.30	0.34	0.00	13.30	24.00	-10.70
14.76000000	12.37	1.30	0.34	0.00	14.01	24.00	-9.99
14.96000000	12.49	1.30	0.34	0.00	14.13	24.00	-9.87
15.10000000	11.98	1.30	0.35	0.00	13.63	24.00	-10.37
15.24000000	12.56	1.30	0.35	0.00	14.21	24.00	-9.79
15.44000000	10.69	1.30	0.35	0.00	12.34	24.00	-11.66
15.74000000	11.04	1.30	0.35	0.00	12.69	24.00	-11.31
15.88000000	10.54	1.30	0.36	0.00	12.20	24.00	-11.80
16.10000000	10.92	1.30	0.36	0.00	12.58	24.00	-11.42
16.32000000	10.34	1.30	0.36	0.00	12.00	24.00	-12.00
16.54000000	10.47	1.30	0.36	0.00	12.13	24.00	-11.87
16.62000000	10.92	1.30	0.36	0.00	12.58	24.00	-11.42

Tested by: Michael Westman  
Printed

Signature

Reviewed by: Gerald V. Anderson  
Printed

Signature

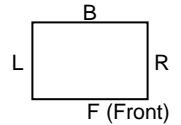
Mode of Operation Key	
#	Description
1	
2	
3	
4	
5	

J:\REPORTS\2006\10xx\1038\Rpt\_Docs\2011\1580\1387-RE102-1580-with tab data-mjw-gva.doc

# Radiated Emissions



America



Test Report #: NC1101387

Test Area: 3

FACE DEFINITION  
(TOP VIEW)

EUT Model #: MIL1580-XXXX

Date: 14 April, 2011

T = Top  
U = Under Side

EUT Serial #: None

EUT Power: 24 VDC

Temperature: 23 °C

Test Method: Mil Std 461F, RE102

Air Pressure: 99.1 kPa

Customer: Lind Electronics

Relative Humidity: 22 %

EUT Description: DC to DC Converter

Page: 50 of 108

Notes: \_\_\_\_\_

Data File Name: T:\13xx\1387\Data\4-13-11\temp\1387RE02.ema

16.84000000	10.57	1.30	0.37	0.00	12.24	24.00	-11.76
17.06000000	10.47	1.30	0.37	0.00	12.14	24.00	-11.86
17.20000000	10.21	1.30	0.37	0.00	11.88	24.00	-12.12
17.42000000	11.46	1.30	0.37	0.00	13.13	24.00	-10.87
17.74000000	10.18	1.30	0.38	0.00	11.86	24.00	-12.14
17.88000000	9.86	1.30	0.38	0.00	11.54	24.00	-12.46
18.12000000	10.74	1.30	0.38	0.00	12.42	24.00	-11.58
18.38000000	10.90	1.30	0.39	0.00	12.59	24.00	-11.41
18.42000000	10.05	1.30	0.39	0.00	11.74	24.00	-12.26
18.76000000	10.34	1.30	0.39	0.00	12.03	24.00	-11.97
18.88000000	10.41	1.30	0.39	0.00	12.10	24.00	-11.90
19.04000000	11.37	1.30	0.39	0.00	13.06	24.00	-10.94
19.24000000	10.20	1.29	0.39	0.00	11.89	24.00	-12.11
19.54000000	10.91	1.27	0.40	0.00	12.58	24.00	-11.42
19.68000000	11.37	1.26	0.40	0.00	13.03	24.00	-10.97
19.84000000	11.08	1.25	0.40	0.00	12.73	24.00	-11.27
20.02000000	11.01	1.23	0.40	0.00	12.65	24.00	-11.35
20.32000000	13.29	1.21	0.41	0.00	14.91	24.00	-9.09
20.40000000	11.94	1.21	0.41	0.00	13.55	24.00	-10.45
20.70000000	12.41	1.20	0.41	0.00	14.02	24.00	-9.98
20.98000000	11.92	1.20	0.41	0.00	13.53	24.00	-10.47
21.00000000	13.13	1.20	0.41	0.00	14.74	24.00	-9.26
21.36000000	12.68	1.20	0.42	0.00	14.30	24.00	-9.70
21.58000000	11.83	1.20	0.42	0.00	13.45	24.00	-10.55
21.66000000	12.92	1.20	0.42	0.00	14.54	24.00	-9.46
21.90000000	12.84	1.20	0.42	0.00	14.46	24.00	-9.54
22.08000000	13.19	1.20	0.43	0.00	14.82	24.00	-9.18
22.20000000	13.50	1.20	0.43	0.00	15.13	24.00	-8.87
22.42000000	13.49	1.20	0.43	0.00	15.12	24.00	-8.88
22.72000000	12.66	1.20	0.43	0.00	14.29	24.00	-9.71
22.98000000	13.43	1.20	0.44	0.00	15.07	24.00	-8.93
23.18000000	13.05	1.20	0.44	0.00	14.69	24.00	-9.31
23.28000000	12.98	1.20	0.44	0.00	14.62	24.00	-9.38
23.46000000	13.06	1.20	0.44	0.00	14.70	24.00	-9.30
23.72000000	13.53	1.19	0.44	0.00	15.16	24.00	-8.84
23.98000000	12.66	1.17	0.45	0.00	14.28	24.00	-9.72
24.12000000	12.47	1.16	0.45	0.00	14.08	24.00	-9.92
24.20000000	13.38	1.16	0.45	0.00	14.99	24.00	-9.01

Tested by: Michael Westman  
Printed

Signature

Reviewed by: Gerald V. Anderson  
Printed

Signature

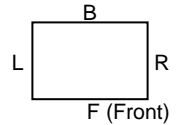
Mode of Operation Key	
#	Description
1	
2	
3	
4	
5	

J:\REPORTS\2006\10xx\1038\Rpt\_Docs\2011\1580\1387-RE102-1580-with tab data-mjw-gva.doc

# Radiated Emissions



America



FACE DEFINITION  
(TOP VIEW)

T = Top  
U = Under Side

Test Report #: NC1101387

Test Area: 3

EUT Model #: MIL1580-XXXX

Date: 14 April, 2011

EUT Serial #: None

EUT Power: 24 VDC

Temperature: 23 °C

Test Method: Mil Std 461F, RE102

Air Pressure: 99.1 kPa

Customer: Lind Electronics

Relative Humidity: 22 %

EUT Description: DC to DC Converter

Page: 51 of 108

Notes: \_\_\_\_\_

Data File Name: T:\13xx\1387\Data\4-13-11\temp\1387RE02.ema

24.54000000	13.10	1.14	0.45	0.00	14.69	24.00	-9.31
24.76000000	13.91	1.13	0.45	0.00	15.49	24.00	-8.51
24.82000000	13.28	1.12	0.45	0.00	14.86	24.00	-9.14
25.02000000	12.63	1.11	0.46	0.00	14.20	24.00	-9.80
25.22000000	12.66	1.10	0.46	0.00	14.22	24.00	-9.78
25.56000000	12.22	1.08	0.46	0.00	13.76	24.00	-10.24
25.66000000	12.24	1.08	0.46	0.00	13.78	24.00	-10.22
25.82000000	12.70	1.07	0.46	0.00	14.23	24.00	-9.77
26.14000000	12.21	1.05	0.47	0.00	13.73	24.00	-10.27
26.20000000	12.23	1.05	0.47	0.00	13.74	24.00	-10.26
26.52000000	12.54	1.03	0.47	0.00	14.04	24.00	-9.96
26.72000000	10.96	1.02	0.47	0.00	12.45	24.00	-11.55
26.94000000	11.69	1.01	0.48	0.00	13.17	24.00	-10.83
27.12000000	11.72	1.00	0.48	0.00	13.20	24.00	-10.80
27.24000000	11.36	1.00	0.48	0.00	12.84	24.00	-11.16
27.42000000	11.43	1.00	0.48	0.00	12.91	24.00	-11.09
27.62000000	10.63	1.00	0.48	0.00	12.11	24.00	-11.89
27.80000000	11.69	1.00	0.48	0.00	13.17	24.00	-10.83
28.00000000	10.80	1.00	0.49	0.00	12.29	24.00	-11.71
28.22000000	10.77	1.00	0.49	0.00	12.26	24.00	-11.74
28.52000000	10.30	1.00	0.49	0.00	11.79	24.00	-12.21
28.64000000	9.94	1.00	0.49	0.00	11.43	24.00	-12.57
28.82000000	10.82	1.00	0.49	0.00	12.31	24.00	-11.69
29.02000000	10.32	1.00	0.50	0.00	11.81	24.00	-12.19
29.34000000	10.77	0.98	0.50	0.00	12.25	24.00	-11.75
29.52000000	10.59	0.97	0.50	0.00	12.06	24.00	-11.94
29.64000000	9.70	0.97	0.50	0.00	11.17	24.00	-12.83
29.82000000	10.18	0.96	0.50	0.00	11.64	24.00	-12.36

Tested by: Michael Westman  
Printed

Signature

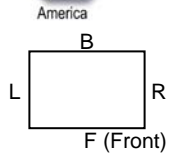
Reviewed by: Gerald V. Anderson  
Printed

Signature

Mode of Operation Key	
#	Description
1	
2	
3	
4	
5	

J:\REPORTS\2006\10xx\1038\Rpt\_Docs\2011\1580\1387-RE102-1580-with tab data-mjw-gva.doc

# Radiated Emissions



Test Report #: NC1101387

Test Area: 3

EUT Model #: MIL1580-XXXX

Date: 14 April, 2011

EUT Serial #: None

EUT Power: 24 VDC

Temperature: 23 °C

Test Method: Mil Std 461F, RE102

Air Pressure: 99.1 kPa

Customer: Lind Electronics

Relative Humidity: 22 %

EUT Description: DC to DC Converter

Page: 52 of 108

Notes: \_\_\_\_\_

Data File Name: T:\13xx\1387\Data\4-13-11\temp\1387RE02.ema

Frequency (MHz)	Receiver (dB)	Transducer (dB)	Cable Loss (dB)	Preamp (dB)	Final Data (dB)	Limit	Differential (dB)
30.51000000	25.97	16.54	0.51	26.45	16.57	24.00	-7.43
32.04000000	25.87	16.19	0.52	26.42	16.16	24.00	-7.84
34.08000000	25.90	15.75	0.54	26.49	15.70	24.00	-8.30
35.27000000	26.74	15.47	0.55	26.44	16.32	24.00	-7.68
38.33000000	26.32	14.44	0.58	26.40	14.93	24.00	-9.07
39.69000000	25.88	14.01	0.59	26.40	14.08	24.00	-9.92
40.20000000	25.08	13.83	0.59	26.40	13.11	24.00	-10.89
41.90000000	24.84	13.21	0.61	26.40	12.26	24.00	-11.74
43.60000000	25.41	12.61	0.62	26.40	12.24	24.00	-11.76
45.30000000	25.12	12.02	0.63	26.40	11.38	24.00	-12.62
48.36000000	26.39	10.95	0.66	26.40	11.60	24.00	-12.40
50.23000000	26.31	10.34	0.67	26.40	10.92	24.00	-13.08
51.76000000	26.36	9.86	0.68	26.40	10.50	24.00	-13.50
52.27000000	26.24	9.70	0.69	26.40	10.23	24.00	-13.77
53.97000000	25.96	9.19	0.70	26.40	9.45	24.00	-14.55
56.69000000	25.92	8.47	0.72	26.40	8.71	24.00	-15.29
58.56000000	26.35	8.03	0.73	26.40	8.71	24.00	-15.29
58.90000000	25.69	7.95	0.73	26.40	7.97	24.00	-16.03
61.28000000	26.10	7.61	0.75	26.40	8.06	24.00	-15.94
62.64000000	25.44	7.53	0.76	26.40	7.33	24.00	-16.67
64.34000000	26.32	7.43	0.77	26.40	8.12	24.00	-15.88
66.38000000	25.87	7.54	0.78	26.40	7.79	24.00	-16.21
67.91000000	26.69	7.70	0.79	26.40	8.78	24.00	-15.22
70.29000000	25.76	7.96	0.81	26.40	8.13	24.00	-15.87
72.33000000	25.27	8.29	0.82	26.40	7.98	24.00	-16.02
74.03000000	27.06	8.57	0.83	26.40	10.06	24.00	-13.94
74.54000000	26.25	8.65	0.83	26.40	9.33	24.00	-14.67
75.90000000	25.74	8.87	0.84	26.40	9.05	24.00	-14.95
79.13000000	25.82	9.38	0.86	26.40	9.66	24.00	-14.34
79.81000000	25.82	9.48	0.87	26.40	9.77	24.00	-14.23
82.36000000	26.05	9.84	0.88	26.40	10.37	24.00	-13.63
83.04000000	26.51	9.93	0.89	26.40	10.92	24.00	-13.08
85.93000000	25.53	10.28	0.90	26.45	10.26	24.00	-13.74
86.44000000	25.73	10.33	0.91	26.46	10.51	24.00	-13.49

Tested by: Michael Westman  
Printed

Signature

Reviewed by: Gerald V. Anderson  
Printed

Signature

Mode of Operation Key	
#	Description
1	
2	
3	
4	
5	

J:\REPORTS\2006\10xx\1038\Rpt\_Docs\2011\1580\1387-RE102-1580-with tab data-mjw-gva.doc

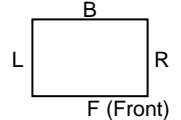


# Radiated Emissions



Test Report #: NC1101387 Test Area: 3  
 EUT Model #: MIL1580-XXXX Date: 14 April, 2011  
 EUT Serial #: None EUT Power: 24 VDC Temperature: 23 °C  
 Test Method: Mil Std 461F, RE102 Air Pressure: 99.1 kPa  
 Customer: Lind Electronics Relative Humidity: 22 %  
 EUT Description: DC to DC Converter Page: 53 of 108

FACE DEFINITION  
(TOP VIEW)



T = Top  
U = Under Side

Notes: \_\_\_\_\_

Data File Name: T:\13xx\1387\Data\4-13-11\temp\1387RE02.ema

88.99000000	25.53	10.57	0.92	26.50	10.52	24.00	-13.48
90.18000000	25.84	10.68	0.93	26.50	10.95	24.00	-13.05
92.73000000	25.69	10.95	0.94	26.50	11.08	24.00	-12.92
94.26000000	25.08	11.10	0.95	26.50	10.63	24.00	-13.37
95.96000000	25.65	11.29	0.96	26.50	11.40	24.00	-12.60
97.32000000	25.03	11.44	0.97	26.50	10.94	24.00	-13.06
98.85000000	25.60	11.61	0.97	26.50	11.68	24.00	-12.32
101.23000000	26.44	11.92	0.99	26.50	12.85	24.11	-11.26
102.93000000	26.14	12.19	1.00	26.50	12.82	24.25	-11.43
103.95000000	26.64	12.34	1.00	26.50	13.48	24.34	-10.85
105.65000000	26.00	12.63	1.01	26.50	13.14	24.48	-11.34
107.69000000	25.91	13.02	1.02	26.50	13.45	24.64	-11.19
108.71000000	25.79	13.22	1.03	26.50	13.53	24.72	-11.19
110.24000000	26.18	13.52	1.04	26.50	14.24	24.84	-10.61
112.62000000	25.86	14.11	1.05	26.50	14.51	25.03	-10.52
114.66000000	26.04	14.60	1.06	26.50	15.20	25.19	-9.99
116.02000000	25.01	14.88	1.07	26.50	14.46	25.29	-10.83
118.23000000	25.41	15.31	1.08	26.50	15.30	25.45	-10.15
119.76000000	25.34	15.60	1.08	26.50	15.53	25.56	-10.03
120.78000000	26.17	15.72	1.09	26.50	16.48	25.64	-9.16
121.97000000	26.23	15.83	1.09	26.50	16.65	25.72	-9.07
124.86000000	26.50	16.08	1.11	26.50	17.19	25.92	-8.74
126.05000000	26.41	16.07	1.12	26.50	17.10	26.01	-8.91
128.09000000	25.75	16.03	1.12	26.50	16.41	26.15	-9.74
129.96000000	25.84	16.00	1.13	26.50	16.47	26.27	-9.80
131.32000000	25.98	15.93	1.14	26.50	16.55	26.36	-9.81
133.02000000	25.71	15.84	1.15	26.50	16.19	26.47	-10.28
134.04000000	26.52	15.78	1.15	26.50	16.95	26.54	-9.58
135.74000000	25.50	15.70	1.16	26.50	15.86	26.65	-10.79
138.46000000	27.35	15.57	1.17	26.50	17.59	26.82	-9.23
139.99000000	25.77	15.50	1.18	26.50	15.95	26.92	-10.96
140.67000000	27.32	15.47	1.18	26.50	17.47	26.96	-9.49
142.20000000	27.11	15.39	1.19	26.50	17.19	27.05	-9.86
143.90000000	25.67	15.30	1.20	26.50	15.67	27.15	-11.48
145.94000000	26.31	15.25	1.21	26.51	16.26	27.28	-11.01
147.47000000	26.00	15.26	1.22	26.53	15.95	27.37	-11.42
149.00000000	25.63	15.27	1.22	26.54	15.58	27.46	-11.88
150.87000000	26.87	15.29	1.23	26.56	16.83	27.56	-10.73

Tested by: Michael Westman  
Printed

Signature

Reviewed by: Gerald V. Anderson  
Printed

Signature

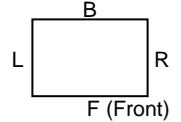
Mode of Operation Key	
#	Description
1	
2	
3	
4	
5	

J:\REPORTS\2006\10xx\1038\Rpt\_Docs\2011\1580\1387-RE102-1580-with tab data-mjw-gva.doc

# Radiated Emissions



America



FACE DEFINITION  
(TOP VIEW)

T = Top  
U = Under Side

Test Report #: NC1101387

Test Area: 3

EUT Model #: MIL1580-XXXX

Date: 14 April, 2011

EUT Serial #: None

EUT Power: 24 VDC

Temperature: 23 °C

Test Method: Mil Std 461F, RE102

Air Pressure: 99.1 kPa

Customer: Lind Electronics

Relative Humidity: 22 %

EUT Description: DC to DC Converter

Page: 54 of 108

Notes: \_\_\_\_\_

Data File Name: T:\13xx\1387\Data\4-13-11\temp\1387RE02.ema

153.93000000	25.81	15.35	1.25	26.59	15.82	27.74	-11.92
155.63000000	25.38	15.41	1.25	26.60	15.45	27.83	-12.39
155.80000000	26.04	15.42	1.25	26.59	16.12	27.84	-11.72
158.01000000	25.83	15.56	1.26	26.57	16.08	27.96	-11.89
159.20000000	25.31	15.63	1.27	26.56	15.65	28.03	-12.38
161.92000000	25.73	15.92	1.28	26.54	16.40	28.18	-11.78
163.62000000	26.05	16.14	1.29	26.52	16.95	28.27	-11.31
164.98000000	25.77	16.31	1.29	26.51	16.86	28.34	-11.48
166.17000000	25.57	16.45	1.30	26.50	16.82	28.40	-11.58
168.55000000	26.42	16.74	1.31	26.50	17.97	28.52	-10.55
170.42000000	25.84	16.99	1.32	26.50	17.64	28.62	-10.98
171.10000000	26.51	17.09	1.32	26.50	18.42	28.65	-10.23
173.82000000	25.91	17.52	1.33	26.50	18.26	28.79	-10.53
175.18000000	25.72	17.71	1.34	26.50	18.27	28.86	-10.59
177.39000000	26.55	17.89	1.35	26.50	19.29	28.97	-9.68
178.24000000	25.81	17.96	1.35	26.50	18.62	29.01	-10.39
180.45000000	25.61	18.10	1.36	26.50	18.57	29.12	-10.55
182.15000000	26.22	18.08	1.37	26.50	19.17	29.20	-10.03
183.34000000	27.22	18.07	1.37	26.50	20.16	29.25	-9.09
185.72000000	26.51	17.96	1.38	26.50	19.35	29.36	-10.01
186.57000000	26.60	17.85	1.38	26.50	19.34	29.40	-10.07
188.95000000	26.04	17.54	1.39	26.50	18.47	29.51	-11.04
191.16000000	26.77	17.25	1.40	26.50	18.92	29.61	-10.69
192.86000000	26.01	17.03	1.41	26.51	17.94	29.69	-11.75
194.73000000	26.36	16.79	1.42	26.53	18.04	29.78	-11.73
196.09000000	25.89	16.67	1.42	26.54	17.45	29.84	-12.39
196.60000000	26.17	16.63	1.43	26.54	17.68	29.86	-12.18
198.98000000	25.46	16.43	1.43	26.56	16.77	29.96	-13.19

Tested by: Michael Westman  
Printed

Signature

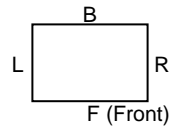
Reviewed by: Gerald V. Anderson  
Printed

Signature

Mode of Operation Key	
#	Description
1	
2	
3	
4	
5	

J:\REPORTS\2006\10xx\1038\Rpt\_Doc\2011\1580\1387-RE102-1580-with tab data-mjw-gva.doc

# Radiated Emissions



Test Report #: NC1101387

Test Area: 3

EUT Model #: MIL1580-XXXX

Date: 14 April, 2011

EUT Serial #: None

EUT Power: 24 VDC

Temperature: 23 °C

Test Method: Mil Std 461F, RE102

Air Pressure: 99.1 kPa

Customer: Lind Electronics

Relative Humidity: 22 %

EUT Description: DC to DC Converter

Page: 55 of 108

Notes: \_\_\_\_\_

Data File Name: T:\13xx\1387\Data\4-13-11\temp\1387RE02.ema

Frequency (MHz)	Receiver (dB)	Transducer (dB)	Cable Loss (dB)	Preamplifier (dB)	Final Data (dB)	Limit	Differential (dB)
205.6000000	27.04	12.00	1.46	26.61	13.90	30.25	-16.35
215.2000000	27.23	12.12	1.50	26.67	14.18	30.64	-16.46
221.6000000	27.28	12.20	1.52	26.69	14.32	30.90	-16.58
228.0000000	26.83	12.27	1.55	26.65	14.00	31.14	-17.14
234.4000000	26.13	12.33	1.57	26.61	13.42	31.38	-17.96
242.4000000	26.59	12.40	1.60	26.60	13.99	31.67	-17.68
250.4000000	27.74	12.48	1.63	26.60	15.25	31.95	-16.71
260.8000000	26.58	12.71	1.67	26.65	14.31	32.31	-18.00
267.2000000	26.81	12.85	1.69	26.68	14.66	32.52	-17.86
276.0000000	27.00	13.03	1.72	26.70	15.05	32.80	-17.75
280.0000000	25.92	13.10	1.73	26.70	14.06	32.92	-18.87
291.2000000	26.47	13.31	1.77	26.70	14.85	33.26	-18.42
299.2000000	26.68	13.45	1.80	26.70	15.22	33.50	-18.27
304.0000000	26.58	13.64	1.81	26.70	15.33	33.63	-18.30
318.4000000	26.16	14.26	1.86	26.74	15.55	34.04	-18.49
320.8000000	26.58	14.36	1.87	26.75	16.06	34.10	-18.04
332.0000000	26.78	14.46	1.90	26.80	16.35	34.40	-18.05
341.6000000	26.57	14.36	1.93	26.76	16.10	34.65	-18.55
348.0000000	26.34	14.29	1.95	26.74	15.85	34.81	-18.96
356.0000000	26.84	14.30	1.98	26.70	16.41	35.00	-18.59
363.2000000	26.10	14.33	2.00	26.70	15.73	35.18	-19.45
369.6000000	27.16	14.36	2.02	26.70	16.84	35.33	-18.49
379.2000000	26.89	14.39	2.05	26.70	16.63	35.55	-18.92
390.4000000	27.18	14.41	2.08	26.73	16.94	35.80	-18.86
399.2000000	27.03	14.43	2.11	26.76	16.80	36.00	-19.19
405.6000000	26.85	14.34	2.13	26.79	16.53	36.13	-19.60
411.2000000	26.90	14.25	2.14	26.80	16.49	36.25	-19.76
420.8000000	26.59	14.10	2.17	26.80	16.06	36.45	-20.39
427.2000000	27.19	14.20	2.19	26.80	16.78	36.58	-19.81
435.2000000	27.14	14.77	2.21	26.80	17.32	36.74	-19.43
444.8000000	27.10	15.43	2.24	26.78	17.99	36.93	-18.94
455.2000000	26.16	15.93	2.27	26.75	17.61	37.13	-19.52
463.2000000	26.70	16.15	2.29	26.72	18.41	37.28	-18.87
469.6000000	26.61	16.32	2.31	26.70	18.53	37.40	-18.87

Tested by: Michael Westman  
Printed

Signature

Reviewed by: Gerald V. Anderson  
Printed

Signature

Mode of Operation Key	
#	Description
1	
2	
3	
4	
5	

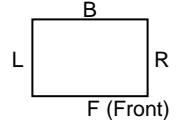
J:\REPORTS\2006\10xx\1038\Rpt\_Docs\2011\1580\1387-RE102-1580-with tab data-mjw-gva.doc

# Radiated Emissions



Test Report #: NC1101387      Test Area: 3  
 EUT Model #: MIL1580-XXXX      Date: 14 April, 2011  
 EUT Serial #: None      EUT Power: 24 VDC      Temperature: 23 °C  
 Test Method: Mil Std 461F, RE102      Air Pressure: 99.1 kPa  
 Customer: Lind Electronics      Relative Humidity: 22 %  
 EUT Description: DC to DC Converter      Page: 56 of 108

FACE DEFINITION  
(TOP VIEW)



T = Top  
U = Under Side

Notes: \_\_\_\_\_

Data File Name: T:\13xx\1387\Data\4-13-11\temp\1387RE02.ema

473.60000000	26.70	16.42	2.32	26.72	18.72	37.48	-18.76
483.20000000	26.88	16.62	2.34	26.78	19.06	37.65	-18.59
492.80000000	26.55	16.80	2.37	26.83	18.88	37.82	-18.94
498.40000000	26.77	16.90	2.38	26.87	19.19	37.92	-18.73
505.60000000	26.78	16.81	2.40	26.89	19.10	38.04	-18.94
512.00000000	26.11	16.68	2.42	26.86	18.35	38.15	-19.80
521.60000000	27.87	16.48	2.44	26.80	19.99	38.31	-18.32
535.20000000	26.34	16.29	2.48	26.73	18.38	38.54	-20.15
536.00000000	26.72	16.29	2.48	26.72	18.76	38.55	-19.79
551.20000000	26.44	16.20	2.52	26.73	18.43	38.79	-20.37
556.00000000	26.83	16.45	2.53	26.74	19.07	38.87	-19.79
563.20000000	27.54	16.84	2.55	26.76	20.17	38.98	-18.81
569.60000000	26.73	17.18	2.56	26.78	19.70	39.08	-19.38
576.00000000	26.80	17.47	2.58	26.79	20.06	39.17	-19.11
588.00000000	26.93	17.60	2.61	26.80	20.34	39.35	-19.01
592.00000000	26.74	17.64	2.62	26.80	20.20	39.41	-19.21
604.80000000	26.54	17.67	2.65	26.80	20.06	39.60	-19.53
610.40000000	26.66	17.61	2.66	26.80	20.13	39.68	-19.54
623.20000000	27.06	17.46	2.69	26.80	20.42	39.86	-19.44
629.60000000	27.15	17.47	2.71	26.80	20.53	39.94	-19.42
639.20000000	26.48	17.53	2.73	26.80	19.94	40.08	-20.14
644.00000000	26.68	17.55	2.74	26.80	20.18	40.14	-19.96
653.60000000	27.26	17.62	2.77	26.80	20.85	40.27	-19.42
656.80000000	26.67	17.65	2.77	26.80	20.29	40.31	-20.02
665.60000000	26.63	17.72	2.79	26.80	20.35	40.43	-20.08
675.20000000	26.83	17.80	2.82	26.80	20.65	40.55	-19.90
682.40000000	26.35	17.95	2.83	26.80	20.34	40.64	-20.31
693.60000000	26.25	18.18	2.86	26.80	20.49	40.78	-20.29
697.60000000	27.28	18.26	2.87	26.80	21.61	40.83	-19.22
710.40000000	26.66	18.37	2.90	26.80	21.13	40.99	-19.86
712.80000000	26.45	18.38	2.90	26.80	20.93	41.02	-20.08
724.80000000	26.49	18.45	2.93	26.85	21.02	41.16	-20.14
730.40000000	27.03	18.47	2.94	26.87	21.57	41.23	-19.66
740.80000000	26.47	18.51	2.96	26.91	21.03	41.35	-20.32
745.60000000	26.92	18.52	2.98	26.93	21.49	41.41	-19.92
756.00000000	26.97	18.50	3.00	26.97	21.50	41.53	-20.03
762.40000000	26.61	18.46	3.01	26.99	21.09	41.60	-20.51
772.00000000	26.98	18.41	3.03	26.97	21.45	41.71	-20.26

Tested by: Michael Westman  
Printed

Signature

Reviewed by: Gerald V. Anderson  
Printed

Signature

Mode of Operation Key	
#	Description
1	
2	
3	
4	
5	

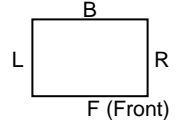
J:\REPORTS\2006\10xx\1038\Rpt\_Docs\2011\1580\1387-RE102-1580-with tab data-mjw-gva.doc

# Radiated Emissions



Test Report #: NC1101387                      Test Area: 3  
 EUT Model #: MIL1580-XXXX                      Date: 14 April, 2011  
 EUT Serial #: None                      EUT Power: 24 VDC                      Temperature: 23 °C  
 Test Method: Mil Std 461F, RE102                      Air Pressure: 99.1 kPa  
 Customer: Lind Electronics                      Relative Humidity: 22 %  
 EUT Description: DC to DC Converter                      Page: 57 of 108

FACE DEFINITION  
(TOP VIEW)



Notes: \_\_\_\_\_

Data File Name: T:\13xx\1387\Data\4-13-11\temp\1387RE02.ema

777.60000000	26.52	18.46	3.05	26.95	21.07	41.77	-20.70
790.40000000	26.86	18.79	3.07	26.90	21.82	41.91	-20.09
792.80000000	26.28	18.85	3.08	26.89	21.32	41.94	-20.62
806.40000000	26.74	19.06	3.11	26.85	22.06	42.09	-20.03
808.00000000	26.19	19.06	3.11	26.84	21.52	42.11	-20.59
816.00000000	26.29	19.08	3.13	26.81	21.68	42.19	-20.51
824.80000000	26.57	19.10	3.15	26.82	22.00	42.28	-20.29
834.40000000	27.23	19.37	3.17	26.85	22.91	42.38	-19.47
846.40000000	26.77	19.71	3.19	26.89	22.78	42.51	-19.73
849.60000000	26.31	19.80	3.20	26.91	22.40	42.54	-20.14
861.60000000	26.82	19.83	3.22	26.95	22.93	42.66	-19.74
871.20000000	27.41	19.84	3.24	26.98	23.52	42.76	-19.24
872.00000000	27.24	19.85	3.24	26.98	23.35	42.77	-19.42
884.80000000	26.53	20.12	3.27	26.97	22.96	42.89	-19.94
890.40000000	28.87	20.28	3.28	26.94	25.49	42.95	-17.46
897.60000000	26.72	20.47	3.30	26.90	23.59	43.02	-19.43
908.00000000	26.97	20.77	3.32	26.85	24.21	43.12	-18.91
913.60000000	26.44	20.93	3.33	26.83	23.88	43.17	-19.30
924.80000000	26.44	21.25	3.35	26.78	24.27	43.28	-19.01
929.60000000	26.00	21.47	3.36	26.75	24.08	43.32	-19.24
942.40000000	26.00	22.06	3.39	26.69	24.76	43.44	-18.68
950.40000000	26.49	22.42	3.40	26.62	25.70	43.51	-17.82
956.80000000	25.76	22.62	3.41	26.56	25.24	43.57	-18.33
961.60000000	25.61	22.77	3.42	26.52	25.29	43.61	-18.33
970.40000000	26.34	23.05	3.44	26.45	26.38	43.69	-17.31
979.20000000	26.19	23.21	3.46	26.37	26.48	43.77	-17.29
990.40000000	26.19	23.25	3.48	26.28	26.64	43.87	-17.23
996.00000000	25.65	23.27	3.49	26.23	26.17	43.92	-17.74

Tested by: Michael Westman  
Printed

Signature

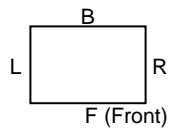
Reviewed by: Gerald V. Anderson  
Printed

Signature

Mode of Operation Key	
#	Description
1	
2	
3	
4	
5	

J:\REPORTS\2006\10xx\1038\Rpt\_Docs\2011\1580\1387-RE102-1580-with tab data-mjw-gva.doc

# Radiated Emissions



Test Report #: NC1101387

Test Area: 3

EUT Model #: MIL1580-XXXX

Date: 14 April, 2011

FACE DEFINITION (TOP VIEW)

T = Top  
U = Under Side

EUT Serial #: None

EUT Power: 24 VDC

Temperature: 23 °C

Test Method: Mil Std 461F, RE102

Air Pressure: 99.1 kPa

Customer: Lind Electronics

Relative Humidity: 22 %

EUT Description: DC to DC Converter

Page: 58 of 108

Notes: \_\_\_\_\_

Data File Name: T:\13xx\1387\Data\4-13-11\temp\1387RE02.ema

Frequency (MHz)	Receiver (dB)	Transducer (dB)	Cable Loss (dB)	Preamplifier (dB)	Final Data (dB)	Limit	Differential (dB)
1000.00000000	50.97	23.49	1.14	43.75	31.84	43.95	-12.11
1075.00000000	50.94	23.89	1.18	43.73	32.28	44.58	-12.30
1110.00000000	50.27	24.06	1.20	43.73	31.80	44.86	-13.05
1190.00000000	51.61	24.39	1.25	43.72	33.53	45.46	-11.93
1220.00000000	51.11	24.51	1.27	43.70	33.18	45.68	-12.49
1260.00000000	50.07	24.65	1.29	43.66	32.35	45.96	-13.61
1330.00000000	49.91	24.83	1.33	43.59	32.47	46.42	-13.95
1365.00000000	49.85	24.87	1.34	43.56	32.50	46.65	-14.15
1445.00000000	51.10	25.03	1.39	43.53	33.98	47.14	-13.16
1450.00000000	50.31	25.04	1.39	43.54	33.21	47.17	-13.96
1515.00000000	49.89	25.24	1.42	43.54	33.01	47.55	-14.55
1550.00000000	50.08	25.38	1.44	43.55	33.35	47.75	-14.40
1640.00000000	50.42	25.76	1.49	43.55	34.12	48.24	-14.12
1690.00000000	50.34	25.99	1.51	43.54	34.30	48.50	-14.20
1720.00000000	50.44	26.14	1.53	43.54	34.56	48.65	-14.09
1795.00000000	49.86	26.51	1.56	43.53	34.40	49.02	-14.62
1835.00000000	50.02	26.76	1.58	43.52	34.84	49.21	-14.38
1870.00000000	51.50	26.98	1.60	43.52	36.56	49.38	-12.81
1905.00000000	49.98	27.23	1.61	43.51	35.32	49.54	-14.22
1975.00000000	49.70	28.08	1.64	43.49	35.94	49.85	-13.91
2015.00000000	50.26	28.39	1.66	43.47	36.85	50.02	-13.18
2075.00000000	49.54	28.48	1.69	43.43	36.27	50.28	-14.01
2120.00000000	50.38	28.47	1.71	43.41	37.15	50.46	-13.31
2160.00000000	49.80	28.39	1.73	43.39	36.53	50.63	-14.10
2205.00000000	49.73	28.34	1.75	43.37	36.44	50.81	-14.36
2255.00000000	50.10	28.52	1.77	43.39	36.99	51.00	-14.01
2330.00000000	49.69	28.84	1.80	43.42	36.90	51.28	-14.38
2365.00000000	49.89	29.02	1.81	43.44	37.29	51.41	-14.12
2435.00000000	49.94	29.46	1.84	43.47	37.77	51.67	-13.89
2475.00000000	50.28	29.75	1.86	43.50	38.39	51.81	-13.42
2540.00000000	50.24	29.94	1.89	43.56	38.51	52.03	-13.53
2575.00000000	50.67	29.95	1.90	43.60	38.92	52.15	-13.23
2605.00000000	49.60	29.96	1.91	43.63	37.84	52.25	-14.41
2675.00000000	49.87	29.93	1.94	43.58	38.17	52.48	-14.31

Tested by: Michael Westman  
Printed

Signature

Reviewed by: Gerald V. Anderson  
Printed

Signature

Mode of Operation Key	
#	Description
1	
2	
3	
4	
5	

J:\REPORTS\2006\10xx\1038\Rpt\_Docs\2011\1580\1387-RE102-1580-with tab data-mjw-gva.doc

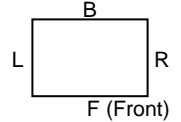
# Radiated Emissions



Test Report #: NC1101387

Test Area: 3

FACE DEFINITION  
(TOP VIEW)



EUT Model #: MIL1580-XXXX

Date: 14 April, 2011

T = Top  
U = Under Side

EUT Serial #: None

EUT Power: 24 VDC

Temperature: 23 °C

Test Method: Mil Std 461F, RE102

Air Pressure: 99.1 kPa

Customer: Lind Electronics

Relative Humidity: 22 %

EUT Description: DC to DC Converter

Page: 59 of 108

Notes: \_\_\_\_\_

Data File Name: T:\13xx\1387\Data\4-13-11\temp\1387RE02.ema

2715.00000000	50.29	29.92	1.96	43.55	38.61	52.61	-14.00
2785.00000000	50.06	29.90	1.98	43.53	38.41	52.83	-14.41
2825.00000000	50.05	29.88	2.00	43.51	38.42	52.95	-14.53
2895.00000000	50.28	29.86	2.02	43.49	38.68	53.16	-14.49
2910.00000000	49.82	29.86	2.03	43.48	38.23	53.21	-14.98
2975.00000000	49.96	29.84	2.05	43.44	38.41	53.40	-14.99
3035.00000000	50.59	29.82	2.08	43.41	39.08	53.57	-14.50
3075.00000000	50.40	29.81	2.09	43.40	38.90	53.69	-14.79
3100.00000000	50.08	29.80	2.10	43.39	38.59	53.76	-15.17
3150.00000000	49.55	29.78	2.12	43.38	38.07	53.90	-15.82
3215.00000000	49.38	29.77	2.14	43.36	37.93	54.07	-16.15
3285.00000000	49.86	29.75	2.17	43.34	38.44	54.26	-15.82
3325.00000000	49.66	29.74	2.18	43.32	38.26	54.36	-16.11
3355.00000000	49.69	29.73	2.19	43.31	38.30	54.44	-16.14
3425.00000000	49.81	29.71	2.22	43.27	38.46	54.62	-16.16
3475.00000000	49.95	29.69	2.24	43.24	38.64	54.75	-16.10
3535.00000000	50.48	29.68	2.26	43.18	39.24	54.90	-15.66
3570.00000000	50.27	29.67	2.27	43.14	39.07	54.98	-15.91
3610.00000000	51.40	29.66	2.28	43.08	40.26	55.08	-14.82
3685.00000000	49.61	29.64	2.31	42.94	38.62	55.26	-16.63
3735.00000000	49.23	31.51	2.33	42.86	40.20	55.37	-15.17
3755.00000000	49.28	31.69	2.33	42.84	40.46	55.42	-14.96
3845.00000000	48.82	32.33	2.36	42.74	40.77	55.62	-14.86
3860.00000000	49.32	32.40	2.37	42.73	41.36	55.66	-14.29
3935.00000000	49.84	32.72	2.39	42.68	42.28	55.82	-13.54
3960.00000000	49.29	32.80	2.40	42.67	41.83	55.88	-14.05
4010.00000000	49.13	32.91	2.42	42.63	41.83	55.99	-14.16
4075.00000000	50.28	32.76	2.44	42.52	42.96	56.13	-13.17
4100.00000000	49.92	32.70	2.45	42.48	42.59	56.18	-13.59
4195.00000000	49.34	32.40	2.48	42.31	41.91	56.38	-14.47
4210.00000000	49.19	32.39	2.48	42.30	41.76	56.41	-14.65
4285.00000000	49.49	32.48	2.51	42.32	42.16	56.56	-14.41
4340.00000000	48.47	32.69	2.52	42.32	41.35	56.67	-15.32
4395.00000000	49.07	32.94	2.54	42.33	42.23	56.78	-14.56
4445.00000000	48.72	33.03	2.56	42.17	42.14	56.88	-14.74
4485.00000000	48.43	33.08	2.57	42.02	42.06	56.96	-14.90
4535.00000000	48.76	33.17	2.58	41.93	42.58	57.05	-14.48
4565.00000000	48.94	33.23	2.59	41.90	42.86	57.11	-14.26

Tested by: Michael Westman  
Printed

Signature

Reviewed by: Gerald V. Anderson  
Printed

Signature

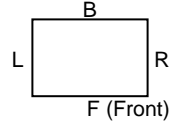
Mode of Operation Key	
#	Description
1	
2	
3	
4	
5	

J:\REPORTS\2006\10xx\1038\Rpt\_Docs\2011\1580\1387-RE102-1580-with tab data-mjw-gva.doc

# Radiated Emissions



America



FACE DEFINITION  
(TOP VIEW)

T = Top  
U = Under Side

Test Report #: NC1101387

Test Area: 3

EUT Model #: MIL1580-XXXX

Date: 14 April, 2011

EUT Serial #: None

EUT Power: 24 VDC

Temperature: 23 °C

Test Method: Mil Std 461F, RE102

Air Pressure: 99.1 kPa

Customer: Lind Electronics

Relative Humidity: 22 %

EUT Description: DC to DC Converter

Page: 60 of 108

Notes: \_\_\_\_\_

Data File Name: T:\13xx\1387\Data\4-13-11\temp\1387RE02.ema

4605.00000000	48.41	33.31	2.61	41.87	42.46	57.19	-14.73
4675.00000000	48.49	33.62	2.63	41.94	42.80	57.32	-14.52
4735.00000000	49.16	33.84	2.65	41.93	43.72	57.43	-13.71
4750.00000000	48.97	33.89	2.65	41.92	43.60	57.46	-13.86
4800.00000000	48.36	34.06	2.67	41.88	43.21	57.55	-14.34
4865.00000000	48.54	34.32	2.69	41.78	43.76	57.66	-13.90
4920.00000000	49.02	34.54	2.70	41.72	44.54	57.76	-13.22
4990.00000000	47.92	34.83	2.72	41.68	43.79	57.88	-14.09
5030.00000000	48.64	34.92	2.73	41.66	44.63	57.95	-13.32
5075.00000000	49.08	35.00	2.75	41.64	45.18	58.03	-12.85
5105.00000000	47.90	35.03	2.76	41.64	44.05	58.08	-14.03
5160.00000000	48.75	34.94	2.77	41.72	44.74	58.17	-13.43
5225.00000000	49.68	34.78	2.79	41.79	45.46	58.28	-12.82
5265.00000000	48.55	34.62	2.80	41.79	44.18	58.35	-14.17
5325.00000000	47.69	34.42	2.82	41.81	43.13	58.45	-15.32
5360.00000000	48.24	34.34	2.83	41.82	43.59	58.50	-14.91
5445.00000000	48.76	34.32	2.86	41.88	44.06	58.64	-14.58
5460.00000000	48.68	34.35	2.86	41.90	43.99	58.66	-14.67
5540.00000000	48.54	34.49	2.88	41.96	43.95	58.79	-14.84
5550.00000000	48.28	34.50	2.88	41.97	43.70	58.80	-15.10
5630.00000000	48.67	34.63	2.91	41.99	44.22	58.93	-14.71
5660.00000000	48.55	34.67	2.92	41.98	44.15	58.97	-14.82
5710.00000000	48.79	34.78	2.93	41.98	44.52	59.05	-14.53
5750.00000000	49.32	35.02	2.94	41.97	45.31	59.11	-13.80
5800.00000000	48.24	35.32	2.95	41.97	44.54	59.19	-14.64
5880.00000000	48.59	35.90	2.98	42.02	45.45	59.30	-13.85
5940.00000000	48.20	36.12	2.99	42.09	45.22	59.39	-14.17
5955.00000000	48.58	36.15	3.00	42.11	45.61	59.41	-13.80

Tested by: Michael Westman  
Printed

Signature

Reviewed by: Gerald V. Anderson  
Printed

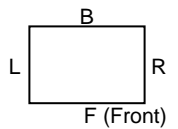
Signature

Mode of Operation Key	
#	Description
1	
2	
3	
4	
5	

J:\REPORTS\2006\10xx\1038\Rpt\_Docs\2011\1580\1387-RE102-1580-with tab data-mjw-gva.doc



# Radiated Emissions



FACE DEFINITION  
(TOP VIEW)

T = Top  
U = Under Side

Test Report #: NC1101387

Test Area: 3

EUT Model #: MIL1580-XXXX

Date: 14 April, 2011

EUT Serial #: None

EUT Power: 24 VDC

Temperature: 23 °C

Test Method: Mil Std 461F, RE102

Air Pressure: 99.1 kPa

Customer: Lind Electronics

Relative Humidity: 22 %

EUT Description: DC to DC Converter

Page: 61 of 108

Notes: \_\_\_\_\_

Data File Name: T:\13xx\1387\Data\4-13-11\temp\1387RE02.ema

Frequency (MHz)	Receiver (dB)	Transducer (dB)	Cable Loss (dB)	Preamplifier (dB)	Final Data (dB)	Limit	Differential (dB)
6036.00000000	49.79	36.18	3.02	42.35	46.64	59.53	-12.89
6144.00000000	49.41	36.07	3.05	42.72	45.80	59.69	-13.88
6312.00000000	50.40	36.33	3.09	42.60	47.23	59.92	-12.69
6432.00000000	49.29	36.97	3.13	42.60	46.79	60.08	-13.29
6576.00000000	49.09	37.74	3.16	42.74	47.25	60.27	-13.02
6612.00000000	49.78	37.87	3.17	42.76	48.06	60.32	-12.26
6744.00000000	49.68	38.43	3.21	42.78	48.53	60.49	-11.96
6876.00000000	49.51	39.05	3.24	42.95	48.85	60.66	-11.81
7020.00000000	49.61	40.00	3.28	43.01	49.88	60.84	-10.96
7092.00000000	49.81	40.88	3.30	42.88	51.10	60.93	-9.83
7224.00000000	48.69	41.78	3.33	42.64	51.16	61.09	-9.93
7356.00000000	48.81	40.57	3.36	42.31	50.43	61.25	-10.82
7464.00000000	49.10	39.36	3.39	42.19	49.66	61.37	-11.71
7608.00000000	48.97	38.59	3.42	42.25	48.73	61.54	-12.81
7740.00000000	48.51	38.40	3.46	41.95	48.42	61.69	-13.27
7896.00000000	49.02	38.29	3.49	41.54	49.27	61.86	-12.59
7920.00000000	48.82	38.25	3.50	41.48	49.09	61.89	-12.80
8124.00000000	48.21	37.77	3.55	41.01	48.52	62.11	-13.58
8256.00000000	48.12	37.62	3.58	40.81	48.51	62.25	-13.74
8376.00000000	48.62	37.63	3.61	40.69	49.17	62.37	-13.20
8460.00000000	48.02	37.71	3.63	40.57	48.78	62.46	-13.67
8628.00000000	47.69	37.76	3.67	40.36	48.75	62.63	-13.88
8676.00000000	47.98	37.79	3.68	40.38	49.06	62.68	-13.61
8760.00000000	47.90	37.83	3.70	40.42	49.01	62.76	-13.75
8988.00000000	47.64	37.99	3.75	40.19	49.19	62.98	-13.79
9048.00000000	47.51	38.01	3.76	40.20	49.08	63.04	-13.96
9180.00000000	46.91	38.19	3.79	40.27	48.62	63.17	-14.54
9288.00000000	47.32	38.36	3.82	40.31	49.19	63.27	-14.07
9432.00000000	47.18	38.35	3.85	40.35	49.02	63.40	-14.38
9528.00000000	47.97	38.32	3.87	40.32	49.84	63.49	-13.65
9612.00000000	46.65	38.27	3.89	40.30	48.51	63.56	-15.06
9792.00000000	47.04	38.02	3.93	40.35	48.64	63.72	-15.09
9900.00000000	47.21	38.12	3.95	40.34	48.94	63.82	-14.88
10032.00000000	46.78	38.24	3.98	40.36	48.64	63.93	-15.29

Tested by: Michael Westman  
Printed

Signature

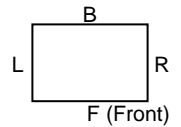
Reviewed by: Gerald V. Anderson  
Printed

Signature

Mode of Operation Key	
#	Description
1	
2	
3	
4	
5	

J:\REPORTS\2006\10xx\1038\Rpt\_Docs\2011\1580\1387-RE102-1580-with tab data-mjw-gva.doc

# Radiated Emissions



Test Report #: NC1101387

Test Area: 3

FACE DEFINITION  
(TOP VIEW)

EUT Model #: MIL1580-XXXX

Date: 14 April, 2011

T = Top  
U = Under Side

EUT Serial #: None

EUT Power: 24 VDC

Temperature: 23 °C

Test Method: Mil Std 461F, RE102

Air Pressure: 99.1 kPa

Customer: Lind Electronics

Relative Humidity: 22 %

EUT Description: DC to DC Converter

Page: 62 of 108

Notes: \_\_\_\_\_

Data File Name: T:\13xx\1387\Data\4-13-11\temp\1387RE02.ema

10152.00000000	47.69	38.46	4.01	40.37	49.78	64.04	-14.26
10224.00000000	47.32	38.65	4.02	40.38	49.61	64.10	-14.49
10368.00000000	47.55	38.85	4.05	40.41	50.04	64.22	-14.18
10548.00000000	46.96	38.82	4.09	40.45	49.42	64.37	-14.95
10584.00000000	47.89	38.79	4.10	40.46	50.33	64.40	-14.07
10692.00000000	47.32	38.79	4.12	40.48	49.75	64.49	-14.73
10884.00000000	46.72	38.96	4.16	40.55	49.29	64.64	-15.35
10992.00000000	47.62	38.89	4.18	40.63	50.06	64.73	-14.66
11064.00000000	47.42	38.79	4.20	40.68	49.72	64.78	-15.06
11256.00000000	47.70	38.70	4.24	40.85	49.79	64.93	-15.14
11388.00000000	47.26	38.91	4.27	40.87	49.56	65.03	-15.47
11508.00000000	47.24	39.11	4.29	40.89	49.75	65.12	-15.38
11556.00000000	48.17	39.14	4.30	40.90	50.71	65.16	-14.45
11712.00000000	47.59	39.11	4.33	40.86	50.17	65.28	-15.11
11820.00000000	47.43	39.18	4.35	40.81	50.15	65.36	-15.21
11940.00000000	47.76	39.32	4.38	40.79	50.67	65.44	-14.77
12108.00000000	47.27	39.83	4.41	40.22	51.29	65.56	-14.27
12216.00000000	46.79	40.31	4.43	39.92	51.62	65.64	-14.02
12300.00000000	47.15	40.66	4.45	40.12	52.14	65.70	-13.56
12456.00000000	47.65	40.79	4.48	40.03	52.89	65.81	-12.92
12540.00000000	47.99	40.72	4.49	39.66	53.54	65.87	-12.33
12624.00000000	46.83	40.69	4.51	39.50	52.53	65.93	-13.40
12756.00000000	46.87	40.78	4.54	39.69	52.50	66.02	-13.51
12888.00000000	46.55	41.12	4.56	39.63	52.60	66.11	-13.50
12996.00000000	46.20	41.21	4.58	39.37	52.62	66.18	-13.56
13080.00000000	46.55	41.16	4.60	39.29	53.02	66.23	-13.21
13212.00000000	47.46	41.04	4.62	39.17	53.96	66.32	-12.36
13392.00000000	47.68	40.74	4.66	39.59	53.49	66.44	-12.94
13548.00000000	46.87	40.35	4.69	39.37	52.53	66.54	-14.01
13608.00000000	47.06	40.30	4.70	38.91	53.15	66.58	-13.42
13788.00000000	47.33	40.50	4.73	39.21	53.35	66.69	-13.34
13848.00000000	47.19	40.54	4.74	39.25	53.22	66.73	-13.50
13992.00000000	47.62	40.62	4.77	39.31	53.70	66.82	-13.11
14064.00000000	47.82	40.60	4.78	39.82	53.39	66.86	-13.48
14268.00000000	48.06	40.78	4.82	40.31	53.35	66.99	-13.63
14316.00000000	47.65	40.85	4.83	40.26	53.07	67.02	-13.95
14496.00000000	48.08	41.44	4.86	40.53	53.85	67.12	-13.27
14568.00000000	48.28	41.67	4.88	40.59	54.23	67.17	-12.94

Tested by: Michael Westman  
Printed

Signature

Reviewed by: Gerald V. Anderson  
Printed

Signature

Mode of Operation Key	
#	Description
1	
2	
3	
4	
5	

J:\REPORTS\2006\10xx\1038\Rpt\_Docs\2011\1580\1387-RE102-1580-with tab data-mjw-gva.doc

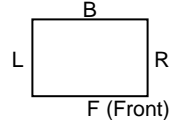
# Radiated Emissions



Test Report #: NC1101387

Test Area: 3

FACE DEFINITION  
(TOP VIEW)



EUT Model #: MIL1580-XXXX

Date: 14 April, 2011

T = Top  
U = Under Side

EUT Serial #: None

EUT Power: 24 VDC

Temperature: 23 °C

Test Method: Mil Std 461F, RE102

Air Pressure: 99.1 kPa

Customer: Lind Electronics

Relative Humidity: 22 %

EUT Description: DC to DC Converter

Page: 63 of 108

Notes: \_\_\_\_\_

Data File Name: T:\13xx\1387\Data\4-13-11\temp\1387RE02.ema

14664.00000000	48.12	41.90	4.89	40.56	54.35	67.22	-12.87
14808.00000000	47.63	41.98	4.92	40.37	54.16	67.31	-13.15
14988.00000000	48.21	41.49	4.95	40.43	54.21	67.41	-13.20
15000.00000000	48.58	41.43	4.96	40.44	54.53	67.42	-12.89
15144.00000000	48.36	40.60	4.98	40.95	52.99	67.50	-14.51
15252.00000000	47.12	39.87	5.00	40.20	51.79	67.56	-15.78
15456.00000000	47.56	39.23	5.04	39.87	51.96	67.68	-15.72
15480.00000000	47.41	39.20	5.04	39.93	51.72	67.69	-15.98
15696.00000000	47.35	39.95	5.08	39.96	52.42	67.81	-15.40
15804.00000000	47.08	40.54	5.10	39.64	53.07	67.87	-14.80
15948.00000000	46.45	40.99	5.12	39.39	53.17	67.95	-14.78
15972.00000000	46.91	41.08	5.13	39.35	53.76	67.96	-14.20
16092.00000000	46.74	41.45	5.15	39.18	54.16	68.03	-13.87
16284.00000000	46.79	41.83	5.18	39.00	54.80	68.13	-13.33
16404.00000000	46.66	42.01	5.20	39.02	54.85	68.20	-13.35
16464.00000000	45.75	42.18	5.21	38.87	54.27	68.23	-13.96
16572.00000000	45.85	42.40	5.23	38.64	54.84	68.28	-13.44
16764.00000000	45.95	42.16	5.26	38.14	55.24	68.38	-13.15
16896.00000000	45.94	42.19	5.29	37.88	55.54	68.45	-12.91
16920.00000000	45.96	42.24	5.29	37.84	55.65	68.46	-12.81
17112.00000000	46.54	42.88	5.32	38.48	56.26	68.56	-12.30
17184.00000000	45.44	43.24	5.34	38.33	55.70	68.60	-12.90
17364.00000000	45.85	44.27	5.37	38.10	57.39	68.69	-11.30
17484.00000000	45.46	44.59	5.39	38.06	57.38	68.75	-11.37
17628.00000000	45.36	44.70	5.41	38.09	57.38	68.82	-11.44
17676.00000000	45.55	44.67	5.42	38.12	57.51	68.84	-11.33
17772.00000000	45.49	44.78	5.43	38.20	57.50	68.89	-11.39
17952.00000000	44.63	45.35	5.46	38.14	57.30	68.98	-11.68

Tested by: Michael Westman  
Printed

Signature

Reviewed by: Gerald V. Anderson  
Printed

Signature

Mode of Operation Key	
#	Description
1	
2	
3	
4	
5	

J:\REPORTS\2006\10xx\1038\Rpt\_Docs\2011\1580\1387-RE102-1580-with tab data-mjw-gva.doc

# Radiated Emissions

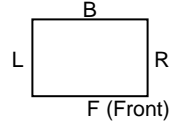


America

Test Report #: NC1101387

Test Area: 3

FACE DEFINITION  
(TOP VIEW)



EUT Model #: MIL1580-XXXX

Date: 14 April, 2011

T = Top  
U = Under Side

EUT Serial #: None

EUT Power: 24 VDC

Temperature: 23 °C

Test Method: Mil Std 461F, RE102

Air Pressure: 99.1 kPa

Customer: Lind Electronics

Relative Humidity: 22 %

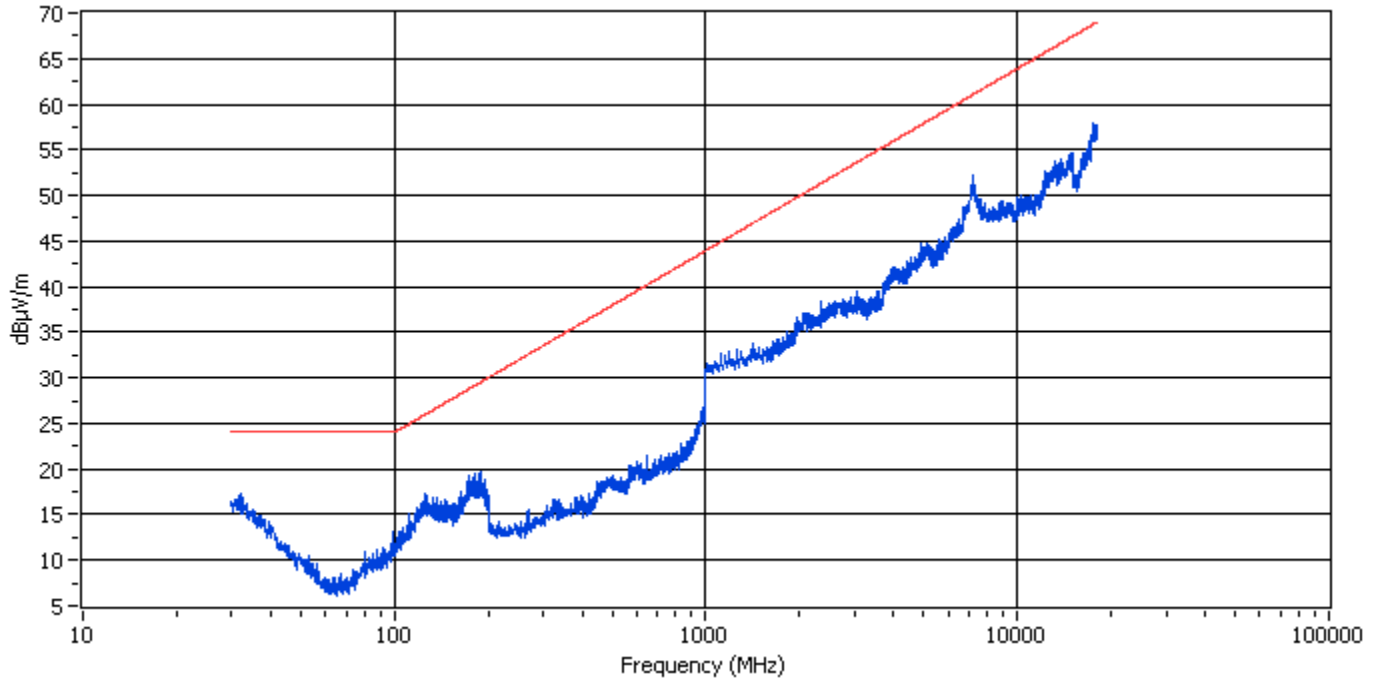
EUT Description: DC to DC Converter

Page: 64 of 108

Notes: \_\_\_\_\_

Data File Name: T:\13xx\1387\Data\4-13-11\temp\1387RE02.ema

## Subreport Number: 12



Polarity: Horizontal  
Mode of Operation: Ambient

Tested by: Michael Westman  
Printed

Signature

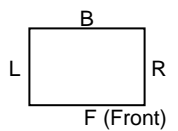
Reviewed by: Gerald V. Anderson  
Printed

Signature

Mode of Operation Key	
#	Description
1	
2	
3	
4	
5	

J:\REPORTS\2006\10xx\1038\Rpt\_Docs\2011\1580\1387-RE102-1580-with tab data-mjw-gva.doc

# Radiated Emissions



Test Report #: NC1101387

Test Area: 3

FACE DEFINITION (TOP VIEW)

EUT Model #: MIL1580-XXXX

Date: 14 April, 2011

T = Top  
U = Under Side

EUT Serial #: None

EUT Power: 24 VDC

Temperature: 23 °C

Test Method: Mil Std 461F, RE102

Air Pressure: 99.1 kPa

Customer: Lind Electronics

Relative Humidity: 22 %

EUT Description: DC to DC Converter

Page: 65 of 108

Notes: \_\_\_\_\_

Data File Name: T:\13xx\1387\Data\4-13-11\temp\1387RE02.ema

Frequency (MHz)	Receiver (dB)	Transducer (dB)	Cable Loss (dB)	Preamplifier (dB)	Final Data (dB)	Limit	Differential (dB)
31.53000000	26.55	16.31	0.52	26.40	16.97	24.00	-7.03
32.38000000	27.11	16.12	0.53	26.44	17.31	24.00	-6.69
33.40000000	26.29	15.89	0.54	26.48	16.24	24.00	-7.76
35.10000000	25.90	15.52	0.55	26.44	15.53	24.00	-8.47
36.97000000	25.82	14.88	0.57	26.40	14.87	24.00	-9.13
39.35000000	26.02	14.11	0.59	26.40	14.32	24.00	-9.68
40.20000000	25.72	13.83	0.59	26.40	13.75	24.00	-10.25
42.07000000	25.01	13.15	0.61	26.40	12.37	24.00	-11.63
44.45000000	25.17	12.32	0.63	26.40	11.71	24.00	-12.29
45.81000000	25.50	11.84	0.64	26.40	11.58	24.00	-12.42
47.51000000	25.38	11.24	0.65	26.40	10.87	24.00	-13.13
49.72000000	25.89	10.50	0.67	26.40	10.66	24.00	-13.34
50.91000000	25.59	10.12	0.68	26.40	9.99	24.00	-14.01
53.12000000	26.74	9.44	0.69	26.40	10.48	24.00	-13.52
53.80000000	26.08	9.24	0.70	26.40	9.62	24.00	-14.38
56.69000000	26.84	8.47	0.72	26.40	9.63	24.00	-14.37
57.20000000	25.15	8.35	0.72	26.40	7.82	24.00	-16.18
59.75000000	25.98	7.75	0.74	26.40	8.07	24.00	-15.93
60.60000000	25.82	7.65	0.74	26.40	7.82	24.00	-16.18
63.15000000	26.26	7.50	0.76	26.40	8.12	24.00	-15.88
64.00000000	26.23	7.45	0.77	26.40	8.05	24.00	-15.95
67.23000000	26.48	7.63	0.79	26.40	8.49	24.00	-15.51
68.76000000	25.50	7.78	0.80	26.40	7.68	24.00	-16.32
70.46000000	25.68	7.99	0.81	26.40	8.08	24.00	-15.92
71.99000000	25.27	8.24	0.82	26.40	7.93	24.00	-16.07
73.86000000	25.89	8.54	0.83	26.40	8.86	24.00	-15.14
74.71000000	25.73	8.67	0.84	26.40	8.84	24.00	-15.16
76.58000000	25.15	8.98	0.85	26.40	8.57	24.00	-15.43
78.45000000	25.39	9.27	0.86	26.40	9.12	24.00	-14.88
80.49000000	26.92	9.58	0.87	26.40	10.97	24.00	-13.03
82.36000000	25.96	9.84	0.88	26.40	10.28	24.00	-13.72
82.87000000	25.78	9.91	0.88	26.40	10.17	24.00	-13.83
85.25000000	26.14	10.21	0.90	26.44	10.82	24.00	-13.18
86.27000000	25.39	10.31	0.90	26.45	10.15	24.00	-13.85

Tested by: Michael Westman  
Printed

Signature

Reviewed by: Gerald V. Anderson  
Printed

Signature

Mode of Operation Key	
#	Description
1	
2	
3	
4	
5	

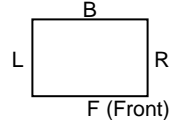
J:\REPORTS\2006\10xx\1038\Rpt\_Docs\2011\1580\1387-RE102-1580-with tab data-mjw-gva.doc

# Radiated Emissions



Test Report #: NC1101387 Test Area: 3  
 EUT Model #: MIL1580-XXXX Date: 14 April, 2011  
 EUT Serial #: None EUT Power: 24 VDC Temperature: 23 °C  
 Test Method: Mil Std 461F, RE102 Air Pressure: 99.1 kPa  
 Customer: Lind Electronics Relative Humidity: 22 %  
 EUT Description: DC to DC Converter Page: 66 of 108

FACE DEFINITION  
(TOP VIEW)



Notes: \_\_\_\_\_

Data File Name: T:\13xx\1387\Data\4-13-11\temp\1387RE02.ema

88.48000000	26.14	10.52	0.92	26.49	11.09	24.00	-12.91
91.03000000	25.42	10.77	0.93	26.50	10.62	24.00	-13.38
92.39000000	26.06	10.91	0.94	26.50	11.41	24.00	-12.59
93.75000000	25.73	11.05	0.95	26.50	11.23	24.00	-12.77
96.13000000	25.12	11.31	0.96	26.50	10.89	24.00	-13.11
97.49000000	25.94	11.46	0.97	26.50	11.86	24.00	-12.14
98.34000000	27.11	11.55	0.97	26.50	13.13	24.00	-10.87
101.23000000	25.67	11.92	0.99	26.50	12.08	24.11	-12.03
101.74000000	26.05	12.00	0.99	26.50	12.54	24.15	-11.61
103.61000000	26.32	12.29	1.00	26.50	13.11	24.31	-11.20
105.48000000	26.04	12.59	1.01	26.50	13.14	24.46	-11.32
106.84000000	26.24	12.86	1.02	26.50	13.62	24.57	-10.96
108.20000000	25.30	13.12	1.02	26.50	12.94	24.68	-11.74
110.75000000	25.87	13.65	1.04	26.50	14.05	24.88	-10.83
111.77000000	26.67	13.90	1.04	26.50	15.11	24.96	-9.85
113.98000000	24.85	14.44	1.05	26.50	13.84	25.13	-11.29
115.85000000	25.24	14.85	1.06	26.50	14.65	25.27	-10.62
117.04000000	25.55	15.08	1.07	26.50	15.20	25.36	-10.16
118.91000000	25.83	15.44	1.08	26.50	15.85	25.50	-9.65
121.63000000	25.50	15.80	1.09	26.50	15.89	25.70	-9.81
122.14000000	25.71	15.84	1.10	26.50	16.15	25.73	-9.59
125.03000000	26.49	16.09	1.11	26.50	17.19	25.94	-8.75
125.20000000	26.68	16.09	1.11	26.50	17.38	25.95	-8.57
127.07000000	26.47	16.05	1.12	26.50	17.14	26.08	-8.93
128.77000000	25.53	16.02	1.13	26.50	16.18	26.19	-10.01
131.15000000	25.36	15.94	1.14	26.50	15.94	26.35	-10.41
133.19000000	26.37	15.83	1.15	26.50	16.85	26.48	-9.64
134.38000000	25.76	15.76	1.16	26.50	16.18	26.56	-10.38
136.42000000	26.47	15.66	1.16	26.50	16.80	26.69	-9.89
137.61000000	25.49	15.61	1.17	26.50	15.77	26.77	-11.00
139.99000000	26.26	15.50	1.18	26.50	16.44	26.92	-10.47
140.50000000	25.78	15.47	1.18	26.50	15.94	26.95	-11.01
142.37000000	25.91	15.38	1.19	26.50	15.98	27.06	-11.08
144.41000000	26.60	15.28	1.20	26.50	16.58	27.18	-10.60
146.28000000	25.85	15.26	1.21	26.51	15.80	27.30	-11.49
148.32000000	26.53	15.26	1.22	26.53	16.48	27.42	-10.94
150.02000000	26.06	15.27	1.23	26.55	16.01	27.51	-11.51
151.04000000	25.92	15.29	1.23	26.56	15.88	27.57	-11.69

Tested by: Michael Westman  
Printed

Signature

Reviewed by: Gerald V. Anderson  
Printed

Signature

Mode of Operation Key	
#	Description
1	
2	
3	
4	
5	

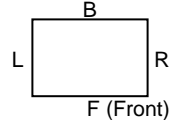
J:\REPORTS\2006\10xx\1038\Rpt\_Docs\2011\1580\1387-RE102-1580-with tab data-mjw-gva.doc

# Radiated Emissions



Test Report #: NC1101387 Test Area: 3  
 EUT Model #: MIL1580-XXXX Date: 14 April, 2011  
 EUT Serial #: None EUT Power: 24 VDC Temperature: 23 °C  
 Test Method: Mil Std 461F, RE102 Air Pressure: 99.1 kPa  
 Customer: Lind Electronics Relative Humidity: 22 %  
 EUT Description: DC to DC Converter Page: 67 of 108

FACE DEFINITION  
(TOP VIEW)



Notes: \_\_\_\_\_

Data File Name: T:\13xx\1387\Data\4-13-11\temp\1387RE02.ema

153.93000000	26.09	15.35	1.25	26.59	16.10	27.74	-11.64
155.63000000	26.10	15.41	1.25	26.60	16.17	27.83	-11.67
156.82000000	25.37	15.48	1.26	26.59	15.53	27.90	-12.37
159.03000000	25.08	15.62	1.27	26.56	15.40	28.02	-12.62
160.56000000	25.73	15.75	1.27	26.55	16.20	28.10	-11.90
161.75000000	26.11	15.90	1.28	26.54	16.75	28.17	-11.42
163.96000000	26.52	16.18	1.29	26.52	17.47	28.28	-10.82
165.83000000	25.73	16.41	1.30	26.50	16.94	28.38	-11.45
167.53000000	25.58	16.62	1.30	26.50	17.01	28.47	-11.47
167.70000000	25.65	16.64	1.31	26.50	17.10	28.48	-11.38
170.76000000	26.28	17.04	1.32	26.50	18.14	28.64	-10.50
171.27000000	26.72	17.12	1.32	26.50	18.66	28.66	-10.00
173.14000000	26.49	17.41	1.33	26.50	18.73	28.76	-10.03
174.67000000	26.71	17.65	1.34	26.50	19.19	28.83	-9.64
176.54000000	25.74	17.82	1.34	26.50	18.41	28.93	-10.52
179.43000000	26.14	18.05	1.36	26.50	19.05	29.07	-10.02
181.13000000	25.08	18.09	1.36	26.50	18.03	29.15	-11.11
182.49000000	26.50	18.08	1.37	26.50	19.45	29.21	-9.76
184.02000000	25.73	18.07	1.37	26.50	18.67	29.28	-10.61
185.55000000	26.69	17.99	1.38	26.50	19.56	29.36	-9.80
186.74000000	25.49	17.83	1.39	26.50	18.20	29.41	-11.21
188.61000000	27.16	17.58	1.39	26.50	19.63	29.50	-9.86
189.80000000	26.68	17.43	1.40	26.50	19.00	29.55	-10.55
191.84000000	26.35	17.16	1.41	26.51	18.41	29.65	-11.23
194.05000000	27.05	16.88	1.41	26.52	18.82	29.74	-10.92
195.07000000	26.69	16.75	1.42	26.53	18.33	29.79	-11.46
197.11000000	26.25	16.59	1.43	26.54	17.72	29.88	-12.16
199.83000000	25.87	16.36	1.44	26.56	17.11	30.00	-12.89

Tested by: Michael Westman  
Printed

Signature

Reviewed by: Gerald V. Anderson  
Printed

Signature

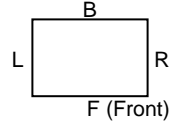
Mode of Operation Key	
#	Description
1	
2	
3	
4	
5	

J:\REPORTS\2006\10xx\1038\Rpt\_Docs\2011\1580\1387-RE102-1580-with tab data-mjw-gva.doc

# Radiated Emissions



America



FACE DEFINITION  
(TOP VIEW)

T = Top  
U = Under Side

Test Report #: NC1101387

Test Area: 3

EUT Model #: MIL1580-XXXX

Date: 14 April, 2011

EUT Serial #: None

EUT Power: 24 VDC

Temperature: 23 °C

Test Method: Mil Std 461F, RE102

Air Pressure: 99.1 kPa

Customer: Lind Electronics

Relative Humidity: 22 %

EUT Description: DC to DC Converter

Page: 68 of 108

Notes: \_\_\_\_\_

Data File Name: T:\13xx\1387\Data\4-13-11\temp\1387RE02.ema

Frequency (MHz)	Receiver (dB)	Transducer (dB)	Cable Loss (dB)	Preamplifier (dB)	Final Data (dB)	Limit	Differential (dB)
204.80000000	27.11	11.99	1.46	26.60	13.96	30.21	-16.25
208.00000000	26.71	12.03	1.47	26.62	13.59	30.35	-16.76
216.00000000	27.37	12.13	1.50	26.68	14.33	30.67	-16.35
228.00000000	26.33	12.27	1.55	26.65	13.50	31.14	-17.64
234.40000000	26.54	12.33	1.57	26.61	13.83	31.38	-17.55
244.80000000	26.58	12.42	1.61	26.60	14.01	31.76	-17.75
251.20000000	26.04	12.50	1.63	26.60	13.57	31.98	-18.41
256.00000000	26.51	12.60	1.65	26.62	14.14	32.15	-18.00
268.80000000	27.68	12.88	1.69	26.69	15.56	32.57	-17.01
272.00000000	26.77	12.95	1.71	26.70	14.72	32.67	-17.95
280.80000000	26.61	13.12	1.74	26.70	14.76	32.95	-18.18
288.00000000	26.27	13.25	1.76	26.70	14.58	33.17	-18.59
302.40000000	26.47	13.57	1.81	26.70	15.15	33.59	-18.44
308.00000000	27.03	13.82	1.83	26.70	15.97	33.75	-17.78
313.60000000	26.11	14.06	1.84	26.71	15.30	33.90	-18.61
321.60000000	27.17	14.40	1.87	26.75	16.69	34.12	-17.44
329.60000000	26.96	14.49	1.90	26.79	16.56	34.34	-17.78
339.20000000	27.17	14.38	1.93	26.77	16.71	34.58	-17.88
348.00000000	26.23	14.29	1.95	26.74	15.74	34.81	-19.07
352.80000000	25.95	14.28	1.97	26.72	15.49	34.92	-19.44
366.40000000	26.11	14.34	2.01	26.70	15.76	35.25	-19.49
369.60000000	26.44	14.36	2.02	26.70	16.12	35.33	-19.21
380.80000000	27.13	14.39	2.05	26.70	16.88	35.59	-18.71
388.00000000	27.00	14.41	2.07	26.72	16.76	35.75	-18.99
395.20000000	27.31	14.42	2.10	26.75	17.08	35.91	-18.83
403.20000000	27.09	14.38	2.12	26.78	16.81	36.08	-19.27
412.00000000	26.69	14.24	2.14	26.80	16.27	36.27	-19.99
420.00000000	27.87	14.12	2.17	26.80	17.35	36.44	-19.08
430.40000000	26.91	14.43	2.20	26.80	16.73	36.65	-19.91
433.60000000	26.73	14.65	2.21	26.80	16.79	36.71	-19.92
447.20000000	27.44	15.60	2.24	26.77	18.51	36.98	-18.47
455.20000000	26.99	15.93	2.27	26.75	18.44	37.13	-18.69
460.00000000	27.03	16.06	2.28	26.73	18.64	37.22	-18.59
465.60000000	26.86	16.21	2.29	26.72	18.65	37.33	-18.68

Tested by: Michael Westman  
Printed

Signature

Reviewed by: Gerald V. Anderson  
Printed

Signature

Mode of Operation Key	
#	Description
1	
2	
3	
4	
5	

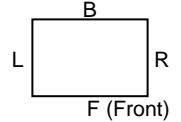
J:\REPORTS\2006\10xx\1038\Rpt\_Docs\2011\1580\1387-RE102-1580-with tab data-mjw-gva.doc



# Radiated Emissions



America



FACE DEFINITION  
(TOP VIEW)

T = Top  
U = Under Side

Test Report #: NC1101387

Test Area: 3

EUT Model #: MIL1580-XXXX

Date: 14 April, 2011

EUT Serial #: None

EUT Power: 24 VDC

Temperature: 23 °C

Test Method: Mil Std 461F, RE102

Air Pressure: 99.1 kPa

Customer: Lind Electronics

Relative Humidity: 22 %

EUT Description: DC to DC Converter

Page: 69 of 108

Notes: \_\_\_\_\_

Data File Name: T:\13xx\1387\Data\4-13-11\temp\1387RE02.ema

475.20000000	26.53	16.46	2.32	26.73	18.59	37.51	-18.92
483.20000000	26.85	16.62	2.34	26.78	19.03	37.65	-18.62
494.40000000	26.64	16.83	2.37	26.84	19.00	37.85	-18.85
501.60000000	26.98	16.90	2.39	26.88	19.38	37.97	-18.59
507.20000000	26.55	16.78	2.41	26.88	18.85	38.07	-19.22
516.80000000	26.43	16.58	2.43	26.83	18.61	38.23	-19.62
520.00000000	26.55	16.51	2.44	26.81	18.69	38.29	-19.60
530.40000000	27.02	16.35	2.47	26.75	19.08	38.46	-19.38
538.40000000	26.64	16.26	2.49	26.71	18.67	38.59	-19.91
547.20000000	26.57	16.16	2.51	26.72	18.52	38.73	-20.21
558.40000000	26.49	16.58	2.54	26.75	18.86	38.90	-20.04
564.00000000	26.62	16.88	2.55	26.76	19.29	38.99	-19.70
568.00000000	27.45	17.09	2.56	26.77	20.33	39.05	-18.72
578.40000000	27.16	17.50	2.59	26.80	20.45	39.21	-18.76
585.60000000	26.84	17.58	2.60	26.80	20.22	39.32	-19.10
596.00000000	26.68	17.69	2.63	26.80	20.20	39.47	-19.27
600.80000000	27.19	17.72	2.64	26.80	20.75	39.54	-18.79
611.20000000	26.85	17.60	2.67	26.80	20.31	39.69	-19.37
618.40000000	27.18	17.52	2.68	26.80	20.58	39.79	-19.21
625.60000000	26.59	17.44	2.70	26.80	19.93	39.89	-19.95
632.00000000	26.61	17.48	2.72	26.80	20.01	39.98	-19.97
640.80000000	26.44	17.54	2.74	26.80	19.91	40.10	-20.18
648.00000000	27.87	17.58	2.75	26.80	21.40	40.19	-18.79
660.00000000	25.99	17.67	2.78	26.80	19.65	40.35	-20.71
669.60000000	26.14	17.76	2.80	26.80	19.90	40.48	-20.58
678.40000000	26.72	17.87	2.82	26.80	20.61	40.59	-19.98
685.60000000	26.95	18.02	2.84	26.80	21.01	40.68	-19.67
692.80000000	26.03	18.17	2.86	26.80	20.25	40.77	-20.52
701.60000000	26.64	18.32	2.88	26.80	21.04	40.88	-19.85
708.80000000	26.51	18.36	2.89	26.80	20.96	40.97	-20.01
717.60000000	26.90	18.41	2.91	26.82	21.40	41.08	-19.67
723.20000000	26.10	18.44	2.93	26.84	20.63	41.14	-20.52
735.20000000	26.38	18.49	2.95	26.89	20.93	41.29	-20.36
736.00000000	26.64	18.49	2.95	26.89	21.19	41.30	-20.10
748.00000000	26.59	18.53	2.98	26.94	21.17	41.44	-20.27
756.80000000	27.11	18.50	3.00	26.97	21.64	41.54	-19.90
761.60000000	26.99	18.47	3.01	26.99	21.48	41.59	-20.11
772.00000000	26.74	18.41	3.03	26.97	21.21	41.71	-20.50

Tested by: Michael Westman  
Printed

Signature

Reviewed by: Gerald V. Anderson  
Printed

Signature

Mode of Operation Key	
#	Description
1	
2	
3	
4	
5	

J:\REPORTS\2006\10xx\1038\Rpt\_Docs\2011\1580\1387-RE102-1580-with tab data-mjw-gva.doc

# Radiated Emissions

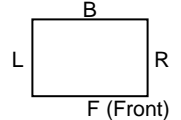


America

Test Report #: NC1101387

Test Area: 3

FACE DEFINITION  
(TOP VIEW)



EUT Model #: MIL1580-XXXX

Date: 14 April, 2011

T = Top  
U = Under Side

EUT Serial #: None

EUT Power: 24 VDC

Temperature: 23 °C

Test Method: Mil Std 461F, RE102

Air Pressure: 99.1 kPa

Customer: Lind Electronics

Relative Humidity: 22 %

EUT Description: DC to DC Converter

Page: 70 of 108

Notes: \_\_\_\_\_

Data File Name: T:\13xx\1387\Data\4-13-11\temp\1387RE02.ema

780.80000000	26.08	18.54	3.05	26.94	20.74	41.81	-21.07
784.00000000	26.99	18.63	3.06	26.93	21.75	41.84	-20.10
796.80000000	26.57	18.96	3.09	26.88	21.73	41.98	-20.25
803.20000000	26.62	19.05	3.10	26.86	21.91	42.05	-20.14
809.60000000	26.34	19.06	3.11	26.83	21.68	42.12	-20.44
818.40000000	26.12	19.08	3.13	26.80	21.53	42.22	-20.68
828.80000000	27.18	19.21	3.15	26.83	22.71	42.33	-19.62
834.40000000	26.51	19.37	3.17	26.85	22.19	42.38	-20.19
840.00000000	26.41	19.53	3.18	26.87	22.24	42.44	-20.20
852.80000000	26.34	19.81	3.20	26.92	22.44	42.57	-20.13
856.00000000	26.11	19.82	3.21	26.93	22.21	42.61	-20.39
871.20000000	26.99	19.84	3.24	26.98	23.10	42.76	-19.66
874.40000000	26.44	19.85	3.25	26.99	22.55	42.79	-20.24
883.20000000	26.61	20.08	3.27	26.97	22.98	42.88	-19.90
890.40000000	26.84	20.28	3.28	26.94	23.46	42.95	-19.49
901.60000000	26.48	20.59	3.30	26.88	23.49	43.06	-19.57
904.00000000	26.36	20.66	3.31	26.87	23.45	43.08	-19.63
915.20000000	26.01	20.98	3.33	26.82	23.50	43.19	-19.68
924.00000000	26.14	21.23	3.35	26.78	23.94	43.27	-19.33
934.40000000	26.52	21.70	3.37	26.73	24.86	43.37	-18.51
940.00000000	25.89	21.95	3.38	26.70	24.52	43.42	-18.90
950.40000000	25.50	22.42	3.40	26.62	24.71	43.51	-18.81
956.80000000	25.74	22.62	3.41	26.56	25.22	43.57	-18.35
963.20000000	25.93	22.82	3.43	26.51	25.67	43.63	-17.95
970.40000000	26.31	23.05	3.44	26.45	26.35	43.69	-17.34
979.20000000	25.75	23.21	3.46	26.37	26.04	43.77	-17.73
984.00000000	26.32	23.22	3.47	26.33	26.68	43.81	-17.14
996.80000000	26.53	23.27	3.49	26.23	27.07	43.93	-16.86

Tested by: Michael Westman  
Printed

Signature

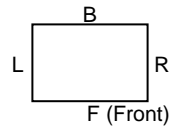
Reviewed by: Gerald V. Anderson  
Printed

Signature

Mode of Operation Key	
#	Description
1	
2	
3	
4	
5	

J:\REPORTS\2006\10xx\1038\Rpt\_Docs\2011\1580\1387-RE102-1580-with tab data-mjw-gva.doc

# Radiated Emissions



Test Report #: NC1101387                      Test Area: 3  
 EUT Model #: MIL1580-XXXX                      Date: 14 April, 2011  
 EUT Serial #: None                      EUT Power: 24 VDC                      Temperature: 23 °C  
 Test Method: Mil Std 461F, RE102                      Air Pressure: 99.1 kPa  
 Customer: Lind Electronics                      Relative Humidity: 22 %  
 EUT Description: DC to DC Converter                      Page: 71 of 108  
 Notes: \_\_\_\_\_  
 Data File Name: T:\13xx\1387\Data\4-13-11\temp\1387RE02.ema

Frequency (MHz)	Receiver (dB)	Transducer (dB)	Cable Loss (dB)	Preamplifier (dB)	Final Data (dB)	Limit	Differential (dB)
1010.00000000	50.74	23.54	1.14	43.75	31.68	44.04	-12.36
1075.00000000	50.54	23.89	1.18	43.73	31.88	44.58	-12.70
1115.00000000	51.16	24.08	1.20	43.73	32.72	44.90	-12.18
1185.00000000	50.91	24.37	1.25	43.72	32.81	45.42	-12.62
1205.00000000	50.04	24.45	1.26	43.71	32.03	45.57	-13.53
1255.00000000	50.90	24.63	1.28	43.66	33.15	45.92	-12.77
1300.00000000	50.39	24.79	1.31	43.62	32.87	46.23	-13.36
1390.00000000	50.01	24.90	1.36	43.54	32.73	46.81	-14.08
1405.00000000	51.04	24.92	1.37	43.53	33.80	46.90	-13.10
1490.00000000	50.23	25.15	1.41	43.54	33.25	47.41	-14.16
1535.00000000	49.90	25.32	1.43	43.55	33.10	47.67	-14.56
1575.00000000	50.04	25.48	1.45	43.56	33.42	47.89	-14.47
1610.00000000	49.84	25.62	1.47	43.56	33.37	48.08	-14.71
1685.00000000	50.26	25.97	1.51	43.54	34.19	48.47	-14.28
1725.00000000	50.10	26.16	1.53	43.54	34.25	48.68	-14.43
1760.00000000	50.00	26.34	1.54	43.53	34.35	48.85	-14.50
1830.00000000	50.35	26.73	1.58	43.52	35.13	49.19	-14.06
1865.00000000	49.80	26.95	1.59	43.52	34.83	49.35	-14.52
1930.00000000	50.35	27.54	1.62	43.50	36.01	49.65	-13.64
1970.00000000	50.37	28.02	1.64	43.49	36.54	49.83	-13.29
2040.00000000	50.43	28.43	1.67	43.46	37.08	50.13	-13.05
2085.00000000	50.37	28.49	1.69	43.43	37.12	50.32	-13.20
2115.00000000	50.33	28.48	1.71	43.41	37.11	50.44	-13.34
2155.00000000	50.40	28.40	1.72	43.39	37.14	50.61	-13.47
2225.00000000	49.82	28.41	1.75	43.38	36.60	50.88	-14.28
2295.00000000	49.89	28.66	1.78	43.41	36.92	51.15	-14.23
2340.00000000	51.01	28.89	1.80	43.43	38.28	51.32	-13.04
2365.00000000	50.05	29.02	1.81	43.44	37.45	51.41	-13.96
2435.00000000	49.89	29.46	1.84	43.47	37.72	51.67	-13.94
2495.00000000	49.89	29.90	1.87	43.52	38.14	51.88	-13.74
2510.00000000	49.70	29.94	1.87	43.53	37.98	51.93	-13.95
2575.00000000	49.94	29.95	1.90	43.60	38.19	52.15	-13.96
2610.00000000	50.09	29.96	1.91	43.62	38.34	52.27	-13.93
2655.00000000	49.84	29.94	1.93	43.59	38.12	52.41	-14.29

Mode of Operation Key	
#	Description
1	
2	
3	
4	
5	

Tested by: Michael Westman  
Printed

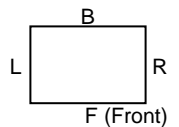
Signature

Reviewed by: Gerald V. Anderson  
Printed

Signature

J:\REPORTS\2006\10xx\1038\Rpt\_Docs\2011\1580\1387-RE102-1580-with tab data-mjw-gva.doc

# Radiated Emissions



FACE DEFINITION  
(TOP VIEW)

T = Top  
U = Under Side

Test Report #: NC1101387

Test Area: 3

EUT Model #: MIL1580-XXXX

Date: 14 April, 2011

EUT Serial #: None

EUT Power: 24 VDC

Temperature: 23 °C

Test Method: Mil Std 461F, RE102

Air Pressure: 99.1 kPa

Customer: Lind Electronics

Relative Humidity: 22 %

EUT Description: DC to DC Converter

Page: 72 of 108

Notes: \_\_\_\_\_

Data File Name: T:\13xx\1387\Data\4-13-11\temp\1387RE02.ema

2725.00000000	49.92	29.92	1.96	43.55	38.25	52.64	-14.39
2770.00000000	50.30	29.90	1.98	43.53	38.65	52.78	-14.13
2830.00000000	49.74	29.88	2.00	43.51	38.11	52.97	-14.86
2860.00000000	49.86	29.87	2.01	43.50	38.24	53.06	-14.82
2900.00000000	50.38	29.86	2.03	43.49	38.78	53.18	-14.40
2965.00000000	49.54	29.84	2.05	43.44	37.99	53.37	-15.38
3000.00000000	50.42	29.83	2.06	43.42	38.89	53.47	-14.58
3075.00000000	50.87	29.81	2.09	43.40	39.37	53.69	-14.32
3105.00000000	50.22	29.80	2.10	43.39	38.73	53.77	-15.04
3185.00000000	49.96	29.77	2.13	43.37	38.49	53.99	-15.50
3205.00000000	49.92	29.77	2.14	43.37	38.46	54.05	-15.59
3290.00000000	49.67	29.74	2.17	43.33	38.25	54.27	-16.02
3325.00000000	50.09	29.74	2.18	43.32	38.69	54.36	-15.68
3395.00000000	50.10	29.72	2.21	43.29	38.73	54.55	-15.81
3405.00000000	50.15	29.71	2.21	43.29	38.79	54.57	-15.78
3490.00000000	50.22	29.69	2.24	43.23	38.93	54.78	-15.86
3525.00000000	49.96	29.68	2.25	43.19	38.71	54.87	-16.17
3555.00000000	50.76	29.67	2.26	43.15	39.54	54.94	-15.40
3615.00000000	49.78	29.66	2.28	43.07	38.65	55.09	-16.44
3680.00000000	49.92	29.64	2.31	42.95	38.92	55.24	-16.32
3710.00000000	49.56	31.28	2.32	42.90	40.26	55.31	-15.05
3785.00000000	49.58	31.96	2.34	42.80	41.08	55.49	-14.41
3820.00000000	48.77	32.19	2.35	42.76	40.56	55.57	-15.01
3855.00000000	49.26	32.38	2.37	42.73	41.27	55.65	-14.37
3920.00000000	49.55	32.67	2.39	42.68	41.93	55.79	-13.86
3970.00000000	49.46	32.84	2.40	42.66	42.04	55.90	-13.86
4020.00000000	49.32	32.89	2.42	42.62	42.01	56.01	-14.00
4080.00000000	49.24	32.75	2.44	42.51	41.92	56.14	-14.22
4100.00000000	48.86	32.70	2.45	42.48	41.53	56.18	-14.65
4175.00000000	49.34	32.46	2.47	42.34	41.93	56.34	-14.41
4230.00000000	49.16	32.42	2.49	42.31	41.76	56.45	-14.69
4275.00000000	49.38	32.47	2.50	42.32	42.03	56.54	-14.51
4300.00000000	48.99	32.49	2.51	42.32	41.68	56.59	-14.92
4395.00000000	48.87	32.94	2.54	42.33	42.03	56.78	-14.76
4430.00000000	49.45	33.01	2.55	42.22	42.79	56.85	-14.06
4450.00000000	48.95	33.03	2.56	42.15	42.39	56.89	-14.50
4540.00000000	49.30	33.18	2.59	41.93	43.13	57.06	-13.93
4575.00000000	48.83	33.25	2.60	41.89	42.78	57.13	-14.35

Tested by: Michael Westman  
Printed

Signature

Reviewed by: Gerald V. Anderson  
Printed

Signature

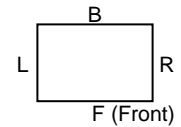
Mode of Operation Key	
#	Description
1	
2	
3	
4	
5	

J:\REPORTS\2006\10xx\1038\Rpt\_Docs\2011\1580\1387-RE102-1580-with tab data-mjw-gva.doc

# Radiated Emissions



America



FACE DEFINITION  
(TOP VIEW)

T = Top  
U = Under Side

Test Report #: NC1101387

Test Area: 3

EUT Model #: MIL1580-XXXX

Date: 14 April, 2011

EUT Serial #: None

EUT Power: 24 VDC

Temperature: 23 °C

Test Method: Mil Std 461F, RE102

Air Pressure: 99.1 kPa

Customer: Lind Electronics

Relative Humidity: 22 %

EUT Description: DC to DC Converter

Page: 73 of 108

Notes: \_\_\_\_\_

Data File Name: T:\13xx\1387\Data\4-13-11\temp\1387RE02.ema

4610.0000000	48.56	33.34	2.61	41.88	42.63	57.20	-14.57
4680.0000000	48.93	33.64	2.63	41.94	43.26	57.33	-14.07
4705.0000000	48.71	33.74	2.64	41.96	43.14	57.37	-14.24
4790.0000000	47.98	34.03	2.66	41.89	42.78	57.53	-14.75
4810.0000000	48.77	34.10	2.67	41.86	43.67	57.56	-13.89
4870.0000000	48.83	34.34	2.69	41.77	44.08	57.67	-13.59
4920.0000000	49.13	34.54	2.70	41.72	44.65	57.76	-13.11
4980.0000000	48.46	34.79	2.72	41.69	44.28	57.87	-13.58
5020.0000000	48.40	34.91	2.73	41.67	44.37	57.93	-13.57
5095.0000000	47.76	35.03	2.75	41.63	43.91	58.06	-14.15
5105.0000000	48.65	35.03	2.76	41.64	44.80	58.08	-13.28
5165.0000000	48.51	34.93	2.77	41.73	44.49	58.18	-13.69
5215.0000000	47.88	34.82	2.79	41.78	43.70	58.26	-14.56
5285.0000000	48.81	34.54	2.81	41.80	44.36	58.38	-14.02
5300.0000000	47.89	34.48	2.81	41.80	43.39	58.40	-15.02
5370.0000000	48.81	34.32	2.83	41.82	44.14	58.52	-14.38
5445.0000000	48.26	34.32	2.86	41.88	43.56	58.64	-15.08
5485.0000000	49.14	34.39	2.87	41.92	44.47	58.70	-14.23
5510.0000000	48.51	34.43	2.87	41.95	43.87	58.74	-14.87
5575.0000000	49.72	34.55	2.89	41.98	45.18	58.84	-13.66
5625.0000000	48.43	34.62	2.91	41.99	43.97	58.92	-14.95
5670.0000000	49.00	34.68	2.92	41.98	44.62	58.99	-14.37
5705.0000000	49.32	34.75	2.93	41.98	45.02	59.04	-14.02
5780.0000000	48.20	35.20	2.95	41.97	44.38	59.16	-14.78
5830.0000000	48.82	35.54	2.96	41.99	45.33	59.23	-13.90
5895.0000000	47.87	36.01	2.98	42.03	44.83	59.33	-14.49
5900.0000000	47.99	36.05	2.98	42.03	44.99	59.33	-14.34
5985.0000000	48.59	36.20	3.01	42.16	45.64	59.46	-13.82

Tested by: Michael Westman  
Printed

Signature

Reviewed by: Gerald V. Anderson  
Printed

Signature

Mode of Operation Key	
#	Description
1	
2	
3	
4	
5	

J:\REPORTS\2006\10xx\1038\Rpt\_Docs\2011\1580\1387-RE102-1580-with tab data-mjw-gva.doc

# Radiated Emissions



Test Report #: NC1101387 Test Area: 3 FACE DEFINITION (TOP VIEW)  
 EUT Model #: MIL1580-XXXX Date: 14 April, 2011 T = Top U = Under Side  
 EUT Serial #: None EUT Power: 24 VDC Temperature: 23 °C  
 Test Method: Mil Std 461F, RE102 Air Pressure: 99.1 kPa  
 Customer: Lind Electronics Relative Humidity: 22 %  
 EUT Description: DC to DC Converter Page: 74 of 108



Notes: \_\_\_\_\_

Data File Name: T:\13xx\1387\Data\4-13-11\temp\1387RE02.ema

Frequency (MHz)	Receiver (dB)	Transducer (dB)	Cable Loss (dB)	Preamplifier (dB)	Final Data (dB)	Limit	Differential (dB)
6048.00000000	49.15	36.16	3.02	42.40	45.93	59.55	-13.62
6120.00000000	49.91	36.07	3.04	42.68	46.35	59.65	-13.31
6240.00000000	50.02	36.15	3.07	42.74	46.50	59.82	-13.32
6408.00000000	49.51	36.80	3.12	42.58	46.85	60.05	-13.20
6492.00000000	49.43	37.39	3.14	42.64	47.32	60.16	-12.84
6708.00000000	49.92	38.25	3.20	42.72	48.65	60.45	-11.80
6732.00000000	49.84	38.37	3.20	42.76	48.65	60.48	-11.83
6948.00000000	49.56	39.45	3.26	43.01	49.25	60.75	-11.50
7056.00000000	49.60	40.44	3.29	42.95	50.38	60.88	-10.50
7152.00000000	50.08	41.48	3.31	42.77	52.10	61.00	-8.90
7224.00000000	49.84	41.78	3.33	42.64	52.31	61.09	-8.78
7332.00000000	48.51	40.88	3.36	42.40	50.34	61.22	-10.88
7464.00000000	49.40	39.36	3.39	42.19	49.96	61.37	-11.41
7584.00000000	49.67	38.66	3.42	42.26	49.49	61.51	-12.02
7788.00000000	48.65	38.37	3.47	41.81	48.67	61.74	-13.07
7884.00000000	48.86	38.30	3.49	41.57	49.08	61.85	-12.76
8016.00000000	47.79	38.06	3.52	41.26	48.11	61.99	-13.88
8112.00000000	48.05	37.79	3.55	41.03	48.36	62.09	-13.73
8160.00000000	48.23	37.70	3.56	40.94	48.54	62.14	-13.60
8388.00000000	48.14	37.63	3.61	40.68	48.70	62.38	-13.68
8448.00000000	47.77	37.69	3.63	40.59	48.50	62.44	-13.95
8616.00000000	47.27	37.75	3.66	40.36	48.33	62.62	-14.29
8736.00000000	48.03	37.82	3.69	40.41	49.13	62.74	-13.60
8772.00000000	47.78	37.84	3.70	40.43	48.89	62.77	-13.88
8892.00000000	47.94	37.98	3.73	40.26	49.39	62.89	-13.50
9048.00000000	47.77	38.01	3.76	40.20	49.34	63.04	-13.70
9192.00000000	47.13	38.21	3.80	40.28	48.86	63.18	-14.31
9312.00000000	47.35	38.38	3.82	40.32	49.23	63.29	-14.05
9408.00000000	47.07	38.35	3.84	40.36	48.91	63.38	-14.47
9540.00000000	47.34	38.32	3.87	40.32	49.21	63.50	-14.29
9672.00000000	47.27	38.09	3.90	40.32	48.94	63.62	-14.68
9792.00000000	46.59	38.02	3.93	40.35	48.19	63.72	-15.54
9924.00000000	47.11	38.14	3.96	40.34	48.87	63.84	-14.97
10008.00000000	48.04	38.22	3.98	40.35	49.88	63.91	-14.03

Tested by: Michael Westman  
Printed

Signature

Reviewed by: Gerald V. Anderson  
Printed

Signature

Mode of Operation Key	
#	Description
1	
2	
3	
4	
5	

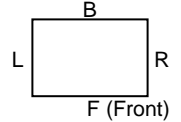
J:\REPORTS\2006\10xx\1038\Rpt\_Docs\2011\1580\1387-RE102-1580-with tab data-mjw-gva.doc

# Radiated Emissions



Test Report #: NC1101387                      Test Area: 3  
 EUT Model #: MIL1580-XXXX                      Date: 14 April, 2011  
 EUT Serial #: None                      EUT Power: 24 VDC                      Temperature: 23 °C  
 Test Method: Mil Std 461F, RE102                      Air Pressure: 99.1 kPa  
 Customer: Lind Electronics                      Relative Humidity: 22 %  
 EUT Description: DC to DC Converter                      Page: 75 of 108

FACE DEFINITION  
(TOP VIEW)



T = Top  
U = Under Side

Notes: \_\_\_\_\_

Data File Name: T:\13xx\1387\Data\4-13-11\temp\1387RE02.ema

10188.00000000	47.82	38.57	4.01	40.37	50.03	64.07	-14.04
10260.00000000	47.70	38.71	4.03	40.39	50.05	64.13	-14.08
10404.00000000	47.06	38.89	4.06	40.42	49.59	64.25	-14.66
10548.00000000	47.24	38.82	4.09	40.45	49.70	64.37	-14.67
10596.00000000	47.35	38.79	4.10	40.46	49.78	64.41	-14.63
10764.00000000	47.28	38.87	4.14	40.49	49.80	64.54	-14.75
10800.00000000	46.71	38.91	4.14	40.49	49.27	64.57	-15.30
11004.00000000	47.66	38.88	4.19	40.64	50.08	64.74	-14.65
11088.00000000	47.77	38.75	4.20	40.70	50.02	64.80	-14.78
11160.00000000	46.48	38.70	4.22	40.79	48.62	64.86	-16.24
11352.00000000	47.82	38.82	4.26	40.86	50.04	65.01	-14.96
11472.00000000	47.63	39.06	4.28	40.88	50.08	65.10	-15.01
11568.00000000	47.22	39.15	4.30	40.90	49.77	65.17	-15.40
11640.00000000	46.93	39.14	4.32	40.89	49.50	65.22	-15.72
11808.00000000	47.21	39.18	4.35	40.82	49.92	65.35	-15.43
11964.00000000	47.36	39.39	4.38	40.78	50.35	65.46	-15.11
12108.00000000	47.55	39.83	4.41	40.22	51.57	65.56	-13.99
12204.00000000	47.82	40.26	4.43	39.89	52.62	65.63	-13.01
12276.00000000	47.65	40.56	4.44	40.06	52.59	65.68	-13.09
12468.00000000	47.18	40.78	4.48	39.96	52.48	65.82	-13.34
12540.00000000	46.95	40.72	4.49	39.66	52.50	65.87	-13.37
12672.00000000	46.68	40.72	4.52	39.55	52.36	65.96	-13.59
12756.00000000	47.05	40.78	4.54	39.69	52.68	66.02	-13.33
12948.00000000	46.85	41.18	4.57	39.49	53.12	66.15	-13.03
13020.00000000	46.43	41.20	4.59	39.34	52.87	66.19	-13.32
13140.00000000	46.82	41.11	4.61	39.21	53.33	66.27	-12.95
13224.00000000	47.34	41.02	4.63	39.20	53.79	66.33	-12.54
13320.00000000	47.33	40.89	4.65	39.46	53.40	66.39	-12.99
13524.00000000	46.85	40.37	4.68	39.59	52.31	66.52	-14.21
13668.00000000	47.31	40.33	4.71	38.96	53.39	66.61	-13.22
13692.00000000	47.88	40.34	4.72	38.98	53.96	66.63	-12.67
13824.00000000	47.99	40.53	4.74	39.25	54.02	66.71	-12.70
13932.00000000	47.44	40.58	4.76	39.28	53.50	66.78	-13.28
14076.00000000	47.69	40.60	4.79	39.92	53.16	66.87	-13.71
14172.00000000	47.78	40.69	4.80	40.36	52.92	66.93	-14.01
14340.00000000	47.54	40.91	4.84	40.30	52.99	67.03	-14.04
14448.00000000	47.93	41.26	4.86	40.46	53.59	67.10	-13.51
14616.00000000	48.03	41.80	4.89	40.61	54.11	67.20	-13.08

Tested by: Michael Westman  
Printed

Signature

Reviewed by: Gerald V. Anderson  
Printed

Signature

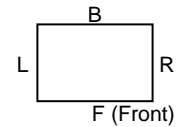
Mode of Operation Key	
#	Description
1	
2	
3	
4	
5	

J:\REPORTS\2006\10xx\1038\Rpt\_Docs\2011\1580\1387-RE102-1580-with tab data-mjw-gva.doc

# Radiated Emissions



America



FACE DEFINITION  
(TOP VIEW)

T = Top  
U = Under Side

Test Report #: NC1101387

Test Area: 3

EUT Model #: MIL1580-XXXX

Date: 14 April, 2011

EUT Serial #: None

EUT Power: 24 VDC

Temperature: 23 °C

Test Method: Mil Std 461F, RE102

Air Pressure: 99.1 kPa

Customer: Lind Electronics

Relative Humidity: 22 %

EUT Description: DC to DC Converter

Page: 76 of 108

Notes: \_\_\_\_\_

Data File Name: T:\13xx\1387\Data\4-13-11\temp\1387RE02.ema

14736.00000000	48.01	41.98	4.91	40.47	54.43	67.27	-12.84
14784.00000000	48.13	41.98	4.92	40.40	54.63	67.29	-12.66
14880.00000000	47.64	41.90	4.93	40.39	54.09	67.35	-13.26
15000.00000000	48.59	41.43	4.96	40.44	54.54	67.42	-12.88
15132.00000000	47.60	40.70	4.98	41.07	52.20	67.50	-15.29
15240.00000000	47.19	39.94	5.00	40.25	51.88	67.56	-15.68
15444.00000000	47.83	39.25	5.03	39.83	52.28	67.67	-15.39
15492.00000000	47.11	39.18	5.04	39.96	51.37	67.70	-16.33
15636.00000000	47.35	39.64	5.07	40.14	51.92	67.78	-15.86
15804.00000000	46.63	40.54	5.10	39.64	52.62	67.87	-15.25
15912.00000000	47.48	40.87	5.12	39.45	54.02	67.93	-13.91
15960.00000000	46.71	41.04	5.13	39.37	53.50	67.96	-14.46
16164.00000000	46.51	41.63	5.16	39.05	54.24	68.07	-13.83
16308.00000000	46.22	41.86	5.19	39.00	54.26	68.14	-13.88
16320.00000000	46.63	41.88	5.19	39.01	54.69	68.15	-13.46
16524.00000000	45.80	42.32	5.22	38.73	54.61	68.26	-13.65
16632.00000000	45.99	42.42	5.24	38.52	55.13	68.32	-13.18
16764.00000000	45.74	42.16	5.26	38.14	55.03	68.38	-13.36
16860.00000000	45.68	42.14	5.28	37.93	55.17	68.43	-13.26
16980.00000000	45.96	42.37	5.30	37.74	55.89	68.49	-12.61
17052.00000000	45.73	42.63	5.31	38.13	55.54	68.53	-12.99
17172.00000000	45.45	43.18	5.33	38.35	55.62	68.59	-12.98
17352.00000000	45.13	44.22	5.36	38.11	56.60	68.68	-12.08
17424.00000000	46.03	44.48	5.38	38.06	57.83	68.72	-10.89
17592.00000000	45.36	44.70	5.40	38.07	57.40	68.80	-11.40
17676.00000000	45.20	44.67	5.42	38.12	57.16	68.84	-11.68
17772.00000000	45.67	44.78	5.43	38.20	57.68	68.89	-11.21
17964.00000000	44.60	45.40	5.47	38.11	57.36	68.98	-11.62

Tested by: Michael Westman  
Printed

Signature

Reviewed by: Gerald V. Anderson  
Printed

Signature

Mode of Operation Key	
#	Description
1	
2	
3	
4	
5	

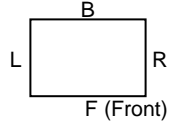
J:\REPORTS\2006\10xx\1038\Rpt\_Doc\2011\1580\1387-RE102-1580-with tab data-mjw-gva.doc



# Radiated Emissions



America



FACE DEFINITION  
(TOP VIEW)

T = Top  
U = Under Side

Test Report #: NC1101387

Test Area: 3

EUT Model #: MIL1580-XXXX

Date: 14 April, 2011

EUT Serial #: None

EUT Power: 24 VDC

Temperature: 23 °C

Test Method: Mil Std 461F, RE102

Air Pressure: 99.1 kPa

Customer: Lind Electronics

Relative Humidity: 22 %

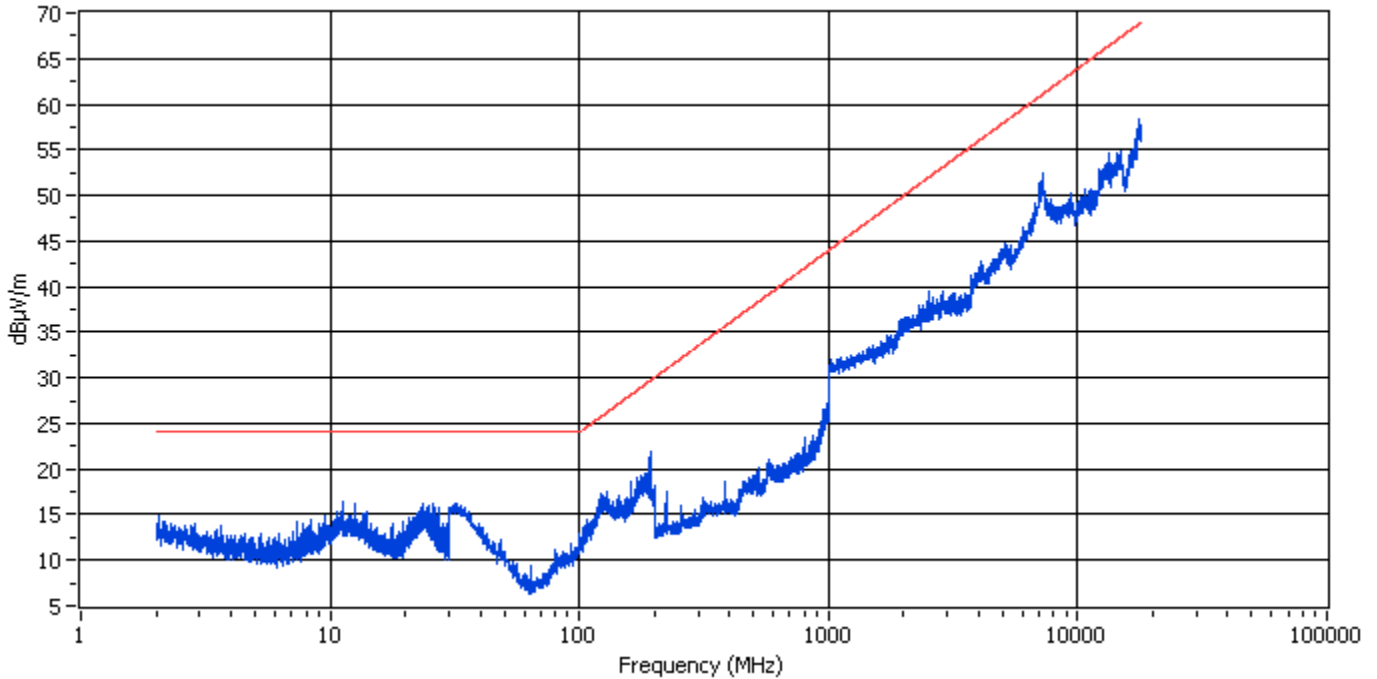
EUT Description: DC to DC Converter

Page: 77 of 108

Notes: \_\_\_\_\_

Data File Name: T:\13xx\1387\Data\4-13-11\temp\1387RE02.ema

## Subreport Number: 13



Polarity: Vertical  
Mode of Operation: Fully OP

Tested by: Michael Westman  
Printed

Signature

Reviewed by: Gerald V. Anderson  
Printed

Signature

Mode of Operation Key	
#	Description
1	
2	
3	
4	
5	

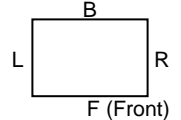
J:\REPORTS\2006\10xx\1038\Rpt\_Docs\2011\1580\1387-RE102-1580-with tab data-mjw-gva.doc

# Radiated Emissions



Test Report #: NC1101387                      Test Area: 3  
 EUT Model #: MIL1580-XXXX                      Date: 14 April, 2011  
 EUT Serial #: None                      EUT Power: 24 VDC                      Temperature: 23 °C  
 Test Method: Mil Std 461F, RE102                      Air Pressure: 99.1 kPa  
 Customer: Lind Electronics                      Relative Humidity: 22 %  
 EUT Description: DC to DC Converter                      Page: 78 of 108

FACE DEFINITION  
(TOP VIEW)



T = Top  
U = Under Side

Notes: \_\_\_\_\_

Data File Name: T:\13xx\1387\Data\4-13-11\temp\1387RE02.ema

Frequency (MHz)	Receiver (dB)	Transducer (dB)	Cable Loss (dB)	Preamp (dB)	Final Data (dB)	Limit	Differential (dB)
2.0400000	13.46	1.20	0.11	0.00	14.77	24.00	-9.23
2.1280000	12.85	1.20	0.12	0.00	14.17	24.00	-9.83
2.1920000	12.86	1.20	0.12	0.00	14.18	24.00	-9.82
2.3120000	12.66	1.20	0.12	0.00	13.98	24.00	-10.02
2.3680000	12.43	1.20	0.12	0.00	13.75	24.00	-10.25
2.4640000	12.26	1.20	0.13	0.00	13.59	24.00	-10.41
2.5120000	12.08	1.20	0.13	0.00	13.41	24.00	-10.59
2.6240000	12.39	1.20	0.13	0.00	13.72	24.00	-10.28
2.6800000	11.96	1.20	0.13	0.00	13.29	24.00	-10.71
2.7760000	12.53	1.20	0.14	0.00	13.87	24.00	-10.13
2.8000000	12.14	1.20	0.14	0.00	13.48	24.00	-10.52
2.8800000	12.60	1.20	0.14	0.00	13.94	24.00	-10.06
2.9920000	11.33	1.20	0.14	0.00	12.67	24.00	-11.33
3.0720000	11.41	1.20	0.14	0.00	12.75	24.00	-11.25
3.1840000	11.45	1.20	0.15	0.00	12.80	24.00	-11.20
3.2160000	11.78	1.20	0.15	0.00	13.13	24.00	-10.87
3.3040000	11.42	1.20	0.15	0.00	12.77	24.00	-11.23
3.4080000	10.95	1.20	0.15	0.00	12.30	24.00	-11.70
3.4560000	11.70	1.20	0.15	0.00	13.05	24.00	-10.95
3.5200000	12.03	1.20	0.15	0.00	13.38	24.00	-10.62
3.6560000	12.44	1.20	0.16	0.00	13.80	24.00	-10.20
3.7360000	11.23	1.20	0.16	0.00	12.59	24.00	-11.41
3.8320000	11.24	1.20	0.16	0.00	12.60	24.00	-11.40
3.8880000	10.92	1.20	0.16	0.00	12.28	24.00	-11.72
3.9840000	11.23	1.20	0.17	0.00	12.60	24.00	-11.40
4.0240000	10.39	1.20	0.17	0.00	11.76	24.00	-12.24
4.1520000	11.21	1.20	0.17	0.00	12.58	24.00	-11.42
4.2000000	10.46	1.20	0.17	0.00	11.83	24.00	-12.17
4.2800000	10.76	1.20	0.17	0.00	12.13	24.00	-11.87
4.3520000	11.30	1.20	0.17	0.00	12.67	24.00	-11.33
4.4560000	10.51	1.20	0.18	0.00	11.89	24.00	-12.11
4.5120000	11.28	1.20	0.18	0.00	12.66	24.00	-11.34
4.5760000	11.59	1.20	0.18	0.00	12.97	24.00	-11.03
4.7040000	10.72	1.20	0.18	0.00	12.10	24.00	-11.90

Tested by: Michael Westman  
Printed

Signature

Reviewed by: Gerald V. Anderson  
Printed

Signature

Mode of Operation Key	
#	Description
1	
2	
3	
4	
5	

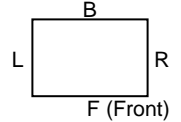
J:\REPORTS\2006\10xx\1038\Rpt\_Docs\2011\1580\1387-RE102-1580-with tab data-mjw-gva.doc

# Radiated Emissions



Test Report #: NC1101387                      Test Area: 3  
 EUT Model #: MIL1580-XXXX                      Date: 14 April, 2011  
 EUT Serial #: None                      EUT Power: 24 VDC                      Temperature: 23 °C  
 Test Method: Mil Std 461F, RE102                      Air Pressure: 99.1 kPa  
 Customer: Lind Electronics                      Relative Humidity: 22 %  
 EUT Description: DC to DC Converter                      Page: 79 of 108

FACE DEFINITION  
(TOP VIEW)



T = Top  
U = Under Side

Notes: \_\_\_\_\_

Data File Name: T:\13xx\1387\Data\4-13-11\temp\1387RE02.ema

4.76000000	10.81	1.20	0.18	0.00	12.19	24.00	-11.81
4.83200000	11.18	1.20	0.18	0.00	12.56	24.00	-11.44
4.89600000	10.77	1.20	0.19	0.00	12.16	24.00	-11.84
4.99200000	10.35	1.20	0.19	0.00	11.74	24.00	-12.26
5.08000000	9.86	1.20	0.19	0.00	11.25	24.00	-12.75
5.15200000	11.00	1.20	0.19	0.00	12.39	24.00	-11.61
5.23200000	11.46	1.20	0.19	0.00	12.85	24.00	-11.15
5.28000000	11.28	1.20	0.19	0.00	12.67	24.00	-11.33
5.42400000	10.50	1.20	0.20	0.00	11.90	24.00	-12.10
5.50400000	9.91	1.20	0.20	0.00	11.31	24.00	-12.69
5.54400000	9.84	1.21	0.20	0.00	11.25	24.00	-12.75
5.60800000	10.66	1.23	0.20	0.00	12.09	24.00	-11.91
5.70400000	11.01	1.26	0.20	0.00	12.47	24.00	-11.53
5.77600000	10.13	1.27	0.20	0.00	11.61	24.00	-12.39
5.88800000	10.75	1.30	0.21	0.00	12.25	24.00	-11.75
5.95200000	10.93	1.28	0.21	0.00	12.42	24.00	-11.58
6.06400000	10.52	1.26	0.21	0.00	11.99	24.00	-12.01
6.09600000	10.20	1.25	0.21	0.00	11.66	24.00	-12.34
6.18400000	10.16	1.23	0.21	0.00	11.60	24.00	-12.40
6.24800000	11.38	1.21	0.21	0.00	12.81	24.00	-11.19
6.36800000	10.26	1.20	0.21	0.00	11.67	24.00	-12.33
6.44000000	10.07	1.20	0.22	0.00	11.49	24.00	-12.51
6.49600000	10.11	1.20	0.22	0.00	11.53	24.00	-12.47
6.58400000	10.79	1.20	0.22	0.00	12.21	24.00	-11.79
6.67200000	9.87	1.20	0.22	0.00	11.29	24.00	-12.71
6.76800000	9.84	1.20	0.22	0.00	11.26	24.00	-12.74
6.85600000	11.11	1.20	0.22	0.00	12.53	24.00	-11.47
6.93600000	10.53	1.20	0.22	0.00	11.95	24.00	-12.05
6.99200000	10.18	1.20	0.23	0.00	11.61	24.00	-12.39
7.09600000	10.06	1.20	0.23	0.00	11.49	24.00	-12.51
7.14400000	11.67	1.20	0.23	0.00	13.10	24.00	-10.90
7.20000000	10.60	1.20	0.23	0.00	12.03	24.00	-11.97
7.32000000	11.32	1.22	0.23	0.00	12.77	24.00	-11.23
7.40000000	12.85	1.23	0.23	0.00	14.31	24.00	-9.69
7.51200000	11.08	1.25	0.23	0.00	12.57	24.00	-11.43
7.56000000	10.25	1.26	0.24	0.00	11.75	24.00	-12.25
7.60000000	10.31	1.27	0.24	0.00	11.82	24.00	-12.18
7.74400000	12.39	1.30	0.24	0.00	13.93	24.00	-10.07

Tested by: Michael Westman  
Printed

Signature

Reviewed by: Gerald V. Anderson  
Printed

Signature

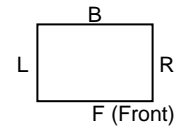
Mode of Operation Key	
#	Description
1	
2	
3	
4	
5	

J:\REPORTS\2006\10xx\1038\Rpt\_Docs\2011\1580\1387-RE102-1580-with tab data-mjw-gva.doc

# Radiated Emissions



America



FACE DEFINITION  
(TOP VIEW)

T = Top  
U = Under Side

Test Report #: NC1101387

Test Area: 3

EUT Model #: MIL1580-XXXX

Date: 14 April, 2011

EUT Serial #: None

EUT Power: 24 VDC

Temperature: 23 °C

Test Method: Mil Std 461F, RE102

Air Pressure: 99.1 kPa

Customer: Lind Electronics

Relative Humidity: 22 %

EUT Description: DC to DC Converter

Page: 80 of 108

Notes: \_\_\_\_\_

Data File Name: T:\13xx\1387\Data\4-13-11\temp\1387RE02.ema

7.79200000	11.98	1.30	0.24	0.00	13.52	24.00	-10.48
7.90400000	11.23	1.30	0.24	0.00	12.77	24.00	-11.23
7.98400000	11.90	1.30	0.24	0.00	13.44	24.00	-10.56
8.00800000	12.04	1.30	0.24	0.00	13.58	24.00	-10.42
8.15200000	11.66	1.30	0.25	0.00	13.21	24.00	-10.79
8.19200000	10.99	1.30	0.25	0.00	12.54	24.00	-11.46
8.26400000	12.15	1.30	0.25	0.00	13.70	24.00	-10.30
8.32000000	12.93	1.30	0.25	0.00	14.48	24.00	-9.52
8.42400000	11.50	1.30	0.25	0.00	13.05	24.00	-10.95
8.51200000	11.62	1.30	0.25	0.00	13.17	24.00	-10.83
8.61600000	11.33	1.30	0.25	0.00	12.88	24.00	-11.12
8.64800000	11.28	1.30	0.25	0.00	12.83	24.00	-11.17
8.76800000	11.36	1.30	0.26	0.00	12.92	24.00	-11.08
8.81600000	11.11	1.30	0.26	0.00	12.67	24.00	-11.33
8.94400000	11.86	1.30	0.26	0.00	13.42	24.00	-10.58
8.99200000	12.47	1.30	0.26	0.00	14.03	24.00	-9.97
9.11200000	11.67	1.30	0.26	0.00	13.23	24.00	-10.77
9.17600000	11.51	1.30	0.26	0.00	13.07	24.00	-10.93
9.21600000	12.08	1.30	0.26	0.00	13.64	24.00	-10.36
9.35200000	12.04	1.30	0.27	0.00	13.61	24.00	-10.39
9.41600000	12.35	1.30	0.27	0.00	13.92	24.00	-10.08
9.49600000	13.02	1.30	0.27	0.00	14.59	24.00	-9.41
9.59200000	13.22	1.30	0.27	0.00	14.79	24.00	-9.21
9.63200000	12.22	1.30	0.27	0.00	13.79	24.00	-10.21
9.74400000	11.81	1.30	0.27	0.00	13.38	24.00	-10.62
9.80800000	11.94	1.30	0.27	0.00	13.51	24.00	-10.49
9.85600000	12.31	1.30	0.27	0.00	13.88	24.00	-10.12
9.95200000	12.08	1.30	0.27	0.00	13.65	24.00	-10.35

Tested by: Michael Westman  
Printed

Signature

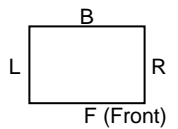
Reviewed by: Gerald V. Anderson  
Printed

Signature

Mode of Operation Key	
#	Description
1	
2	
3	
4	
5	

J:\REPORTS\2006\10xx\1038\Rpt\_Docs\2011\1580\1387-RE102-1580-with tab data-mjw-gva.doc

# Radiated Emissions



Test Report #: NC1101387

Test Area: 3

FACE DEFINITION (TOP VIEW)

EUT Model #: MIL1580-XXXX

Date: 14 April, 2011

T = Top  
U = Under Side

EUT Serial #: None

EUT Power: 24 VDC

Temperature: 23 °C

Test Method: Mil Std 461F, RE102

Air Pressure: 99.1 kPa

Customer: Lind Electronics

Relative Humidity: 22 %

EUT Description: DC to DC Converter

Page: 81 of 108

Notes: \_\_\_\_\_

Data File Name: T:\13xx\1387\Data\4-13-11\temp\1387RE02.ema

Frequency (MHz)	Receiver (dB)	Transducer (dB)	Cable Loss (dB)	Preamp (dB)	Final Data (dB)	Limit	Differential (dB)
10.06000000	12.09	1.30	0.28	0.00	13.67	24.00	-10.33
10.22000000	12.62	1.30	0.28	0.00	14.20	24.00	-9.80
10.50000000	12.81	1.30	0.28	0.00	14.39	24.00	-9.61
10.70000000	13.74	1.30	0.29	0.00	15.33	24.00	-8.67
10.92000000	13.13	1.30	0.29	0.00	14.72	24.00	-9.28
11.16000000	14.06	1.30	0.29	0.00	15.65	24.00	-8.35
11.32000000	14.84	1.30	0.29	0.00	16.43	24.00	-7.57
11.54000000	12.72	1.30	0.30	0.00	14.32	24.00	-9.68
11.60000000	12.95	1.30	0.30	0.00	14.55	24.00	-9.45
11.84000000	13.31	1.30	0.30	0.00	14.91	24.00	-9.09
12.06000000	13.35	1.30	0.31	0.00	14.96	24.00	-9.04
12.28000000	12.49	1.30	0.31	0.00	14.10	24.00	-9.90
12.50000000	14.54	1.30	0.31	0.00	16.15	24.00	-7.85
12.76000000	12.02	1.30	0.31	0.00	13.63	24.00	-10.37
12.88000000	12.85	1.30	0.32	0.00	14.47	24.00	-9.53
13.18000000	12.53	1.30	0.32	0.00	14.15	24.00	-9.85
13.28000000	12.38	1.30	0.32	0.00	14.00	24.00	-10.00
13.54000000	13.46	1.30	0.33	0.00	15.09	24.00	-8.91
13.78000000	11.90	1.30	0.33	0.00	13.53	24.00	-10.47
13.92000000	13.46	1.30	0.33	0.00	15.09	24.00	-8.91
14.12000000	13.70	1.30	0.33	0.00	15.33	24.00	-8.67
14.36000000	11.61	1.30	0.34	0.00	13.25	24.00	-10.75
14.46000000	11.54	1.30	0.34	0.00	13.18	24.00	-10.82
14.62000000	12.46	1.30	0.34	0.00	14.10	24.00	-9.90
14.88000000	11.42	1.30	0.34	0.00	13.06	24.00	-10.94
15.14000000	11.76	1.30	0.35	0.00	13.41	24.00	-10.59
15.34000000	10.88	1.30	0.35	0.00	12.53	24.00	-11.47
15.40000000	12.00	1.30	0.35	0.00	13.65	24.00	-10.35
15.60000000	11.08	1.30	0.35	0.00	12.73	24.00	-11.27
15.96000000	11.10	1.30	0.36	0.00	12.76	24.00	-11.24
16.08000000	10.79	1.30	0.36	0.00	12.45	24.00	-11.55
16.32000000	11.11	1.30	0.36	0.00	12.77	24.00	-11.23
16.50000000	10.51	1.30	0.36	0.00	12.17	24.00	-11.83
16.66000000	11.30	1.30	0.36	0.00	12.96	24.00	-11.04

Tested by: Michael Westman  
Printed

Signature

Reviewed by: Gerald V. Anderson  
Printed

Signature

Mode of Operation Key	
#	Description
1	
2	
3	
4	
5	

J:\REPORTS\2006\10xx\1038\Rpt\_Docs\2011\1580\1387-RE102-1580-with tab data-mjw-gva.doc

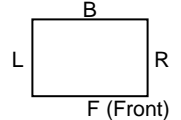
# Radiated Emissions



Test Report #: NC1101387

Test Area: 3

FACE DEFINITION  
(TOP VIEW)



EUT Model #: MIL1580-XXXX

Date: 14 April, 2011

T = Top  
U = Under Side

EUT Serial #: None

EUT Power: 24 VDC

Temperature: 23 °C

Test Method: Mil Std 461F, RE102

Air Pressure: 99.1 kPa

Customer: Lind Electronics

Relative Humidity: 22 %

EUT Description: DC to DC Converter

Page: 82 of 108

Notes: \_\_\_\_\_

Data File Name: T:\13xx\1387\Data\4-13-11\temp\1387RE02.ema

16.98000000	10.66	1.30	0.37	0.00	12.33	24.00	-11.67
17.06000000	10.48	1.30	0.37	0.00	12.15	24.00	-11.85
17.30000000	10.46	1.30	0.37	0.00	12.13	24.00	-11.87
17.52000000	11.86	1.30	0.38	0.00	13.54	24.00	-10.46
17.64000000	11.11	1.30	0.38	0.00	12.79	24.00	-11.21
17.84000000	12.32	1.30	0.38	0.00	14.00	24.00	-10.00
18.06000000	10.62	1.30	0.38	0.00	12.30	24.00	-11.70
18.24000000	10.14	1.30	0.38	0.00	11.82	24.00	-12.18
18.56000000	10.95	1.30	0.39	0.00	12.64	24.00	-11.36
18.70000000	11.01	1.30	0.39	0.00	12.70	24.00	-11.30
18.80000000	11.33	1.30	0.39	0.00	13.02	24.00	-10.98
19.12000000	10.58	1.30	0.39	0.00	12.27	24.00	-11.73
19.38000000	10.55	1.28	0.40	0.00	12.23	24.00	-11.77
19.58000000	11.70	1.27	0.40	0.00	13.36	24.00	-10.64
19.68000000	12.47	1.26	0.40	0.00	14.13	24.00	-9.87
19.86000000	11.14	1.24	0.40	0.00	12.79	24.00	-11.21
20.08000000	11.55	1.23	0.40	0.00	13.18	24.00	-10.82
20.30000000	12.06	1.21	0.41	0.00	13.68	24.00	-10.32
20.54000000	13.00	1.20	0.41	0.00	14.61	24.00	-9.39
20.72000000	12.22	1.20	0.41	0.00	13.83	24.00	-10.17
20.96000000	11.58	1.20	0.41	0.00	13.19	24.00	-10.81
21.12000000	12.70	1.20	0.42	0.00	14.32	24.00	-9.68
21.36000000	12.36	1.20	0.42	0.00	13.98	24.00	-10.02
21.48000000	12.94	1.20	0.42	0.00	14.56	24.00	-9.44
21.60000000	12.39	1.20	0.42	0.00	14.01	24.00	-9.99
21.94000000	12.75	1.20	0.42	0.00	14.37	24.00	-9.63
22.10000000	13.39	1.20	0.43	0.00	15.02	24.00	-8.98
22.36000000	13.06	1.20	0.43	0.00	14.69	24.00	-9.31
22.52000000	12.81	1.20	0.43	0.00	14.44	24.00	-9.56
22.64000000	13.69	1.20	0.43	0.00	15.32	24.00	-8.68
22.98000000	14.18	1.20	0.44	0.00	15.82	24.00	-8.18
23.08000000	13.27	1.20	0.44	0.00	14.91	24.00	-9.09
23.34000000	12.99	1.20	0.44	0.00	14.63	24.00	-9.37
23.50000000	13.92	1.20	0.44	0.00	15.56	24.00	-8.44
23.70000000	14.64	1.19	0.44	0.00	16.27	24.00	-7.73
23.96000000	13.81	1.17	0.45	0.00	15.43	24.00	-8.57
24.02000000	13.72	1.17	0.45	0.00	15.34	24.00	-8.66
24.38000000	14.24	1.15	0.45	0.00	15.84	24.00	-8.16

Tested by: Michael Westman  
Printed

Signature

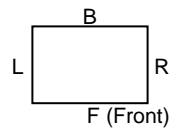
Reviewed by: Gerald V. Anderson  
Printed

Signature

Mode of Operation Key	
#	Description
1	
2	
3	
4	
5	

J:\REPORTS\2006\10xx\1038\Rpt\_Docs\2011\1580\1387-RE102-1580-with tab data-mjw-gva.doc

# Radiated Emissions



Test Report #: NC1101387

Test Area: 3

EUT Model #: MIL1580-XXXX

Date: 14 April, 2011

EUT Serial #: None

EUT Power: 24 VDC

Temperature: 23 °C

Test Method: Mil Std 461F, RE102

Air Pressure: 99.1 kPa

Customer: Lind Electronics

Relative Humidity: 22 %

EUT Description: DC to DC Converter

Page: 83 of 108

Notes: \_\_\_\_\_

Data File Name: T:\13xx\1387\Data\4-13-11\temp\1387RE02.ema

24.4000000	14.07	1.15	0.45	0.00	15.67	24.00	-8.33
24.7000000	12.96	1.13	0.45	0.00	14.54	24.00	-9.46
24.8800000	14.30	1.12	0.46	0.00	15.87	24.00	-8.13
25.0600000	14.25	1.11	0.46	0.00	15.82	24.00	-8.18
25.3400000	12.89	1.09	0.46	0.00	14.44	24.00	-9.56
25.5200000	13.46	1.08	0.46	0.00	15.00	24.00	-9.00
25.6800000	14.66	1.07	0.46	0.00	16.20	24.00	-7.80
25.8400000	14.63	1.07	0.46	0.00	16.16	24.00	-7.84
26.0400000	13.63	1.05	0.47	0.00	15.15	24.00	-8.85
26.2800000	12.90	1.04	0.47	0.00	14.41	24.00	-9.59
26.5600000	14.33	1.03	0.47	0.00	15.83	24.00	-8.17
26.7200000	13.40	1.02	0.47	0.00	14.89	24.00	-9.11
26.8000000	12.80	1.01	0.47	0.00	14.29	24.00	-9.71
27.1400000	13.12	1.00	0.48	0.00	14.60	24.00	-9.40
27.2000000	14.35	1.00	0.48	0.00	15.83	24.00	-8.17
27.4200000	12.74	1.00	0.48	0.00	14.22	24.00	-9.78
27.7400000	12.04	1.00	0.48	0.00	13.52	24.00	-10.48
27.9400000	11.41	1.00	0.49	0.00	12.90	24.00	-11.10
28.1200000	12.42	1.00	0.49	0.00	13.91	24.00	-10.09
28.3800000	11.93	1.00	0.49	0.00	13.42	24.00	-10.58
28.4000000	11.21	1.00	0.49	0.00	12.70	24.00	-11.30
28.6000000	12.08	1.00	0.49	0.00	13.57	24.00	-10.43
28.9800000	11.56	1.00	0.50	0.00	13.05	24.00	-10.95
29.0000000	11.97	1.00	0.50	0.00	13.46	24.00	-10.54
29.2800000	11.60	0.98	0.50	0.00	13.08	24.00	-10.92
29.5000000	12.48	0.97	0.50	0.00	13.95	24.00	-10.05
29.7400000	11.85	0.96	0.50	0.00	13.31	24.00	-10.69
29.9200000	11.59	0.95	0.50	0.00	13.05	24.00	-10.95

Tested by: Michael Westman  
Printed

Signature

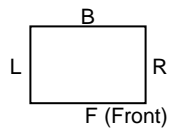
Reviewed by: Gerald V. Anderson  
Printed

Signature

Mode of Operation Key	
#	Description
1	
2	
3	
4	
5	

J:\REPORTS\2006\10xx\1038\Rpt\_Docs\2011\1580\1387-RE102-1580-with tab data-mjw-gva.doc

# Radiated Emissions



FACE DEFINITION (TOP VIEW)

T = Top  
U = Under Side

Test Report #: NC1101387

Test Area: 3

EUT Model #: MIL1580-XXXX

Date: 14 April, 2011

EUT Serial #: None

EUT Power: 24 VDC

Temperature: 23 °C

Test Method: Mil Std 461F, RE102

Air Pressure: 99.1 kPa

Customer: Lind Electronics

Relative Humidity: 22 %

EUT Description: DC to DC Converter

Page: 84 of 108

Notes: \_\_\_\_\_

Data File Name: T:\13xx\1387\Data\4-13-11\temp\1387RE02.ema

Frequency (MHz)	Receiver (dB)	Transducer (dB)	Cable Loss (dB)	Preamp (dB)	Final Data (dB)	Limit	Differential (dB)
31.53000000	25.85	16.31	0.52	26.40	16.27	24.00	-7.73
32.21000000	26.01	16.15	0.52	26.43	16.26	24.00	-7.74
33.74000000	26.20	15.82	0.54	26.50	16.06	24.00	-7.94
35.78000000	25.85	15.29	0.56	26.42	15.28	24.00	-8.72
36.97000000	25.69	14.88	0.57	26.40	14.74	24.00	-9.26
39.52000000	25.74	14.06	0.59	26.40	13.99	24.00	-10.01
41.05000000	25.85	13.52	0.60	26.40	13.57	24.00	-10.43
42.58000000	25.64	12.97	0.61	26.40	12.82	24.00	-11.18
43.60000000	25.23	12.61	0.62	26.40	12.06	24.00	-11.94
46.15000000	25.84	11.72	0.64	26.40	11.80	24.00	-12.20
48.02000000	27.00	11.07	0.65	26.40	12.32	24.00	-11.68
48.70000000	26.09	10.84	0.66	26.40	11.19	24.00	-12.81
50.40000000	26.45	10.28	0.67	26.40	11.01	24.00	-12.99
52.27000000	25.90	9.70	0.69	26.40	9.89	24.00	-14.11
53.80000000	26.38	9.24	0.70	26.40	9.92	24.00	-14.08
55.67000000	26.65	8.72	0.71	26.40	9.68	24.00	-14.32
57.20000000	25.85	8.35	0.72	26.40	8.52	24.00	-15.48
60.43000000	26.58	7.66	0.74	26.40	8.59	24.00	-15.41
61.96000000	26.35	7.57	0.75	26.40	8.27	24.00	-15.73
63.83000000	26.50	7.46	0.77	26.40	8.32	24.00	-15.68
64.00000000	27.65	7.45	0.77	26.40	9.47	24.00	-14.53
67.23000000	25.92	7.63	0.79	26.40	7.93	24.00	-16.07
67.40000000	26.09	7.64	0.79	26.40	8.12	24.00	-15.88
69.10000000	25.57	7.82	0.80	26.40	7.79	24.00	-16.21
71.65000000	25.95	8.18	0.82	26.40	8.55	24.00	-15.45
73.35000000	25.58	8.46	0.83	26.40	8.47	24.00	-15.53
75.05000000	25.71	8.73	0.84	26.40	8.88	24.00	-15.12
76.75000000	25.86	9.00	0.85	26.40	9.31	24.00	-14.69
77.94000000	25.88	9.19	0.86	26.40	9.53	24.00	-14.47
80.15000000	27.17	9.53	0.87	26.40	11.17	24.00	-12.83
81.34000000	26.47	9.70	0.88	26.40	10.64	24.00	-13.36
83.55000000	25.77	10.00	0.89	26.41	10.25	24.00	-13.75
85.25000000	26.03	10.21	0.90	26.44	10.71	24.00	-13.29
86.10000000	26.12	10.30	0.90	26.45	10.87	24.00	-13.13

Tested by: Michael Westman  
Printed

Signature

Reviewed by: Gerald V. Anderson  
Printed

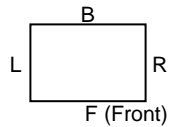
Signature

Mode of Operation Key	
#	Description
1	
2	
3	
4	
5	

J:\REPORTS\2006\10xx\1038\Rpt\_Docs\2011\1580\1387-RE102-1580-with tab data-mjw-gva.doc



# Radiated Emissions



Test Report #: NC1101387

Test Area: 3

EUT Model #: MIL1580-XXXX

Date: 14 April, 2011

EUT Serial #: None

EUT Power: 24 VDC

Temperature: 23 °C

Test Method: Mil Std 461F, RE102

Air Pressure: 99.1 kPa

Customer: Lind Electronics

Relative Humidity: 22 %

EUT Description: DC to DC Converter

Page: 85 of 108

Notes: \_\_\_\_\_

Data File Name: T:\13xx\1387\Data\4-13-11\temp\1387RE02.ema

87.80000000	25.84	10.46	0.91	26.48	10.73	24.00	-13.27
89.84000000	25.55	10.65	0.92	26.50	10.62	24.00	-13.38
91.88000000	26.51	10.86	0.94	26.50	11.81	24.00	-12.19
93.24000000	25.68	11.00	0.94	26.50	11.12	24.00	-12.88
95.62000000	25.66	11.25	0.96	26.50	11.37	24.00	-12.63
97.66000000	25.46	11.48	0.97	26.50	11.40	24.00	-12.60
98.85000000	25.83	11.61	0.97	26.50	11.91	24.00	-12.09
100.55000000	26.65	11.82	0.98	26.50	12.95	24.05	-11.10
102.59000000	25.98	12.13	1.00	26.50	12.61	24.22	-11.61
103.78000000	26.66	12.32	1.00	26.50	13.48	24.32	-10.84
105.31000000	26.65	12.56	1.01	26.50	13.72	24.45	-10.73
107.35000000	26.87	12.96	1.02	26.50	14.35	24.61	-10.27
108.71000000	25.87	13.22	1.03	26.50	13.61	24.72	-11.11
109.90000000	26.10	13.44	1.03	26.50	14.07	24.82	-10.74
112.62000000	25.74	14.11	1.05	26.50	14.39	25.03	-10.64
113.98000000	25.44	14.44	1.05	26.50	14.43	25.13	-10.70
116.53000000	25.44	14.98	1.07	26.50	14.99	25.33	-10.34
117.38000000	25.71	15.15	1.07	26.50	15.43	25.39	-9.96
119.08000000	26.48	15.47	1.08	26.50	16.54	25.51	-8.98
121.29000000	26.87	15.77	1.09	26.50	17.23	25.67	-8.45
122.31000000	26.67	15.86	1.10	26.50	17.12	25.75	-8.62
124.52000000	26.12	16.05	1.11	26.50	16.78	25.90	-9.12
125.20000000	26.35	16.09	1.11	26.50	17.05	25.95	-8.90
128.26000000	26.78	16.03	1.13	26.50	17.44	26.16	-8.72
129.45000000	26.38	16.01	1.13	26.50	17.02	26.24	-9.22
131.32000000	25.98	15.93	1.14	26.50	16.55	26.36	-9.81
132.34000000	26.21	15.87	1.15	26.50	16.73	26.43	-9.70
134.38000000	25.36	15.76	1.16	26.50	15.78	26.56	-10.78
136.08000000	25.98	15.68	1.16	26.50	16.32	26.67	-10.35
137.61000000	25.34	15.61	1.17	26.50	15.62	26.77	-11.15
138.80000000	25.63	15.55	1.18	26.50	15.86	26.84	-10.98
141.18000000	26.12	15.44	1.19	26.50	16.25	26.99	-10.74
142.88000000	26.97	15.35	1.19	26.50	17.02	27.09	-10.07
144.07000000	26.48	15.30	1.20	26.50	16.48	27.16	-10.69
146.45000000	26.27	15.26	1.21	26.52	16.22	27.31	-11.09
147.47000000	26.52	15.26	1.22	26.53	16.47	27.37	-10.90
150.19000000	25.66	15.27	1.23	26.55	15.61	27.52	-11.92
151.04000000	26.66	15.29	1.23	26.56	16.62	27.57	-10.95

Tested by: Michael Westman  
Printed

Signature

Reviewed by: Gerald V. Anderson  
Printed

Signature

Mode of Operation Key	
#	Description
1	
2	
3	
4	
5	

J:\REPORTS\2006\10xx\1038\Rpt\_Docs\2011\1580\1387-RE102-1580-with tab data-mjw-gva.doc

# Radiated Emissions

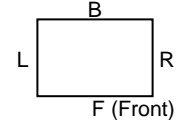


America

Test Report #: NC1101387

Test Area: 3

FACE DEFINITION  
(TOP VIEW)



EUT Model #: MIL1580-XXXX

Date: 14 April, 2011

T = Top  
U = Under Side

EUT Serial #: None

EUT Power: 24 VDC

Temperature: 23 °C

Test Method: Mil Std 461F, RE102

Air Pressure: 99.1 kPa

Customer: Lind Electronics

Relative Humidity: 22 %

EUT Description: DC to DC Converter

Page: 86 of 108

Notes: \_\_\_\_\_

Data File Name: T:\13xx\1387\Data\4-13-11\temp\1387RE02.ema

152.4000000	25.83	15.32	1.24	26.57	15.81	27.65	-11.84
155.2900000	26.73	15.39	1.25	26.60	16.77	27.81	-11.04
155.8000000	25.89	15.42	1.25	26.59	15.97	27.84	-11.87
158.3500000	26.11	15.58	1.26	26.57	16.38	27.98	-11.60
160.0500000	28.15	15.69	1.27	26.56	18.55	28.08	-9.52
161.4100000	26.19	15.86	1.28	26.54	16.78	28.15	-11.36
162.7700000	26.06	16.03	1.28	26.53	16.84	28.22	-11.38
164.8100000	25.51	16.29	1.29	26.51	16.58	28.33	-11.75
167.3600000	26.39	16.60	1.30	26.50	17.79	28.46	-10.67
168.8900000	26.18	16.79	1.31	26.50	17.78	28.54	-10.76
170.9300000	26.16	17.07	1.32	26.50	18.05	28.65	-10.60
171.4400000	27.14	17.15	1.32	26.50	19.11	28.67	-9.56
173.1400000	26.46	17.41	1.33	26.50	18.70	28.76	-10.06
175.1800000	26.48	17.71	1.34	26.50	19.03	28.86	-9.83
177.5600000	25.73	17.91	1.35	26.50	18.48	28.98	-10.49
177.9000000	26.48	17.93	1.35	26.50	19.26	28.99	-9.73
180.4500000	25.68	18.10	1.36	26.50	18.64	29.12	-10.48
181.8100000	26.64	18.09	1.36	26.50	19.59	29.18	-9.59
184.1900000	26.16	18.07	1.37	26.50	19.10	29.29	-10.19
184.7000000	26.14	18.06	1.38	26.50	19.08	29.32	-10.24
187.0800000	26.81	17.78	1.39	26.50	19.48	29.43	-9.95
189.1200000	26.54	17.51	1.40	26.50	18.95	29.52	-10.57
191.3300000	26.94	17.23	1.40	26.50	19.07	29.62	-10.55
192.0100000	29.92	17.14	1.41	26.51	21.96	29.65	-7.69
193.2000000	27.55	16.99	1.41	26.52	19.43	29.71	-10.27
195.2400000	25.69	16.74	1.42	26.53	17.32	29.80	-12.48
197.4500000	26.20	16.56	1.43	26.55	17.64	29.90	-12.26
199.3200000	25.79	16.41	1.44	26.56	17.07	29.98	-12.91

Tested by: Michael Westman  
Printed

Signature

Reviewed by: Gerald V. Anderson  
Printed

Signature

Mode of Operation Key	
#	Description
1	
2	
3	
4	
5	

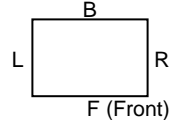
J:\REPORTS\2006\10xx\1038\Rpt\_Docs\2011\1580\1387-RE102-1580-with tab data-mjw-gva.doc

# Radiated Emissions



Test Report #: NC1101387      Test Area: 3  
 EUT Model #: MIL1580-XXXX      Date: 14 April, 2011  
 EUT Serial #: None      EUT Power: 24 VDC      Temperature: 23 °C  
 Test Method: Mil Std 461F, RE102      Air Pressure: 99.1 kPa  
 Customer: Lind Electronics      Relative Humidity: 22 %  
 EUT Description: DC to DC Converter      Page: 87 of 108

FACE DEFINITION  
(TOP VIEW)



Notes: \_\_\_\_\_

Data File Name: T:\13xx\1387\Data\4-13-11\temp\1387RE02.ema

Frequency (MHz)	Receiver (dB)	Transducer (dB)	Cable Loss (dB)	Preamplifier (dB)	Final Data (dB)	Limit	Differential (dB)
207.20000000	26.83	12.02	1.47	26.62	13.70	30.31	-16.61
208.80000000	27.09	12.04	1.47	26.63	13.98	30.38	-16.40
223.20000000	30.50	12.22	1.53	26.68	17.57	30.96	-13.39
224.00000000	29.95	12.23	1.53	26.67	17.04	30.99	-13.95
237.60000000	26.86	12.36	1.58	26.60	14.20	31.50	-17.30
247.20000000	26.85	12.45	1.62	26.60	14.31	31.84	-17.53
255.20000000	28.44	12.59	1.65	26.62	16.06	32.12	-16.06
256.00000000	27.88	12.60	1.65	26.62	15.51	32.15	-16.63
264.80000000	26.64	12.80	1.68	26.67	14.45	32.44	-17.99
272.80000000	26.69	12.96	1.71	26.70	14.66	32.70	-18.03
287.20000000	26.87	13.23	1.76	26.70	15.16	33.14	-17.98
289.60000000	27.13	13.28	1.77	26.70	15.47	33.21	-17.74
303.20000000	26.36	13.60	1.81	26.70	15.07	33.61	-18.54
308.00000000	26.95	13.82	1.83	26.70	15.89	33.75	-17.86
316.00000000	27.49	14.16	1.85	26.73	16.78	33.97	-17.19
324.80000000	26.58	14.53	1.88	26.77	16.23	34.21	-17.98
328.00000000	26.55	14.51	1.89	26.78	16.17	34.29	-18.13
336.00000000	26.15	14.42	1.92	26.79	15.70	34.50	-18.80
351.20000000	26.75	14.28	1.96	26.72	16.27	34.89	-18.62
358.40000000	26.42	14.31	1.99	26.70	16.01	35.06	-19.05
361.60000000	26.52	14.32	2.00	26.70	16.14	35.14	-19.00
374.40000000	26.78	14.38	2.03	26.70	16.49	35.44	-18.95
383.20000000	28.90	14.40	2.06	26.70	18.65	35.64	-16.99
384.00000000	28.12	14.40	2.06	26.71	17.87	35.66	-17.79
397.60000000	26.34	14.43	2.10	26.76	16.11	35.96	-19.85
404.80000000	26.85	14.35	2.12	26.78	16.54	36.12	-19.57
414.40000000	26.77	14.20	2.15	26.80	16.32	36.32	-20.00
418.40000000	26.68	14.14	2.16	26.80	16.18	36.40	-20.22
431.20000000	26.72	14.48	2.20	26.80	16.60	36.66	-20.06
438.40000000	26.92	14.99	2.22	26.80	17.33	36.81	-19.48
440.80000000	27.24	15.16	2.23	26.79	17.83	36.85	-19.03
454.40000000	27.24	15.91	2.26	26.75	18.66	37.12	-18.45
459.20000000	27.11	16.04	2.28	26.74	18.69	37.21	-18.52
466.40000000	26.43	16.23	2.30	26.71	18.25	37.34	-19.10

Tested by: Michael Westman  
Printed

Signature

Reviewed by: Gerald V. Anderson  
Printed

Signature

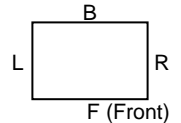
Mode of Operation Key	
#	Description
1	
2	
3	
4	
5	

J:\REPORTS\2006\10xx\1038\Rpt\_Docs\2011\1580\1387-RE102-1580-with tab data-mjw-gva.doc

# Radiated Emissions



America



FACE DEFINITION  
(TOP VIEW)

T = Top  
U = Under Side

Test Report #: NC1101387

Test Area: 3

EUT Model #: MIL1580-XXXX

Date: 14 April, 2011

EUT Serial #: None

EUT Power: 24 VDC

Temperature: 23 °C

Test Method: Mil Std 461F, RE102

Air Pressure: 99.1 kPa

Customer: Lind Electronics

Relative Humidity: 22 %

EUT Description: DC to DC Converter

Page: 88 of 108

Notes: \_\_\_\_\_

Data File Name: T:\13xx\1387\Data\4-13-11\temp\1387RE02.ema

479.20000000	26.54	16.54	2.33	26.75	18.66	37.58	-18.92
480.00000000	26.99	16.56	2.33	26.76	19.12	37.59	-18.47
493.60000000	26.90	16.81	2.37	26.84	19.24	37.84	-18.59
499.20000000	26.57	16.92	2.38	26.87	19.00	37.93	-18.93
504.00000000	26.90	16.85	2.40	26.90	19.24	38.02	-18.77
519.20000000	27.51	16.53	2.44	26.82	19.66	38.27	-18.61
523.20000000	28.05	16.45	2.45	26.79	20.15	38.34	-18.19
529.60000000	26.43	16.36	2.46	26.76	18.49	38.45	-19.95
543.20000000	26.82	16.20	2.50	26.71	18.82	38.66	-19.85
548.00000000	26.43	16.15	2.51	26.72	18.37	38.74	-20.37
553.60000000	26.76	16.33	2.52	26.73	18.87	38.83	-19.95
564.80000000	27.96	16.92	2.55	26.76	20.67	39.00	-18.33
575.20000000	27.05	17.46	2.58	26.79	20.30	39.16	-18.86
578.40000000	27.68	17.50	2.59	26.80	20.97	39.21	-18.24
588.00000000	27.22	17.60	2.61	26.80	20.63	39.35	-18.72
595.20000000	26.76	17.68	2.63	26.80	20.27	39.46	-19.19
603.20000000	26.51	17.69	2.65	26.80	20.05	39.57	-19.52
613.60000000	26.43	17.57	2.67	26.80	19.87	39.72	-19.85
619.20000000	26.93	17.51	2.69	26.80	20.32	39.80	-19.48
627.20000000	26.92	17.45	2.70	26.80	20.28	39.91	-19.63
633.60000000	26.24	17.49	2.72	26.80	19.65	40.00	-20.35
644.00000000	26.61	17.55	2.74	26.80	20.11	40.14	-20.03
655.20000000	26.91	17.63	2.77	26.80	20.51	40.29	-19.77
657.60000000	25.96	17.65	2.78	26.80	19.59	40.32	-20.73
666.40000000	26.86	17.73	2.80	26.80	20.59	40.44	-19.85
672.00000000	26.09	17.78	2.81	26.80	19.87	40.51	-20.63
684.80000000	26.30	18.00	2.84	26.80	20.34	40.67	-20.33
688.00000000	26.51	18.07	2.85	26.80	20.62	40.71	-20.09
703.20000000	26.86	18.33	2.88	26.80	21.27	40.90	-19.63
710.40000000	26.51	18.37	2.90	26.80	20.98	40.99	-20.01
712.00000000	26.72	18.38	2.90	26.80	21.20	41.01	-19.81
720.00000000	26.58	18.42	2.92	26.83	21.09	41.11	-20.01
735.20000000	26.95	18.49	2.95	26.89	21.50	41.29	-19.79
741.60000000	27.19	18.51	2.97	26.91	21.75	41.36	-19.61
751.20000000	26.31	18.53	2.99	26.95	20.88	41.47	-20.59
755.20000000	26.56	18.51	3.00	26.97	21.10	41.52	-20.42
760.80000000	27.21	18.47	3.01	26.99	21.71	41.58	-19.88
768.80000000	26.47	18.43	3.03	26.98	20.94	41.67	-20.73

Tested by: Michael Westman  
Printed

Signature

Reviewed by: Gerald V. Anderson  
Printed

Signature

Mode of Operation Key	
#	Description
1	
2	
3	
4	
5	

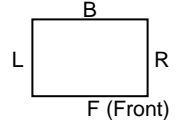
J:\REPORTS\2006\10xx\1038\Rpt\_Docs\2011\1580\1387-RE102-1580-with tab data-mjw-gva.doc

# Radiated Emissions



Test Report #: NC1101387 Test Area: 3  
 EUT Model #: MIL1580-XXXX Date: 14 April, 2011  
 EUT Serial #: None EUT Power: 24 VDC Temperature: 23 °C  
 Test Method: Mil Std 461F, RE102 Air Pressure: 99.1 kPa  
 Customer: Lind Electronics Relative Humidity: 22 %  
 EUT Description: DC to DC Converter Page: 89 of 108

FACE DEFINITION  
(TOP VIEW)



Notes: \_\_\_\_\_

Data File Name: T:\13xx\1387\Data\4-13-11\temp\1387RE02.ema

781.60000000	26.78	18.56	3.05	26.94	21.46	41.82	-20.36
787.20000000	25.98	18.71	3.07	26.91	20.84	41.88	-21.04
793.60000000	27.22	18.88	3.08	26.89	22.28	41.95	-19.67
802.40000000	28.25	19.05	3.10	26.86	23.53	42.05	-18.51
812.80000000	26.19	19.07	3.12	26.82	21.56	42.16	-20.60
820.80000000	26.34	19.09	3.14	26.81	21.76	42.24	-20.48
824.80000000	26.16	19.10	3.15	26.82	21.59	42.28	-20.70
832.00000000	26.79	19.30	3.16	26.84	22.41	42.36	-19.95
841.60000000	26.60	19.57	3.18	26.88	22.48	42.46	-19.98
852.00000000	26.93	19.81	3.20	26.91	23.03	42.57	-19.53
856.00000000	26.95	19.82	3.21	26.93	23.05	42.61	-19.55
870.40000000	27.49	19.84	3.24	26.98	23.60	42.75	-19.15
872.00000000	27.06	19.85	3.24	26.98	23.17	42.77	-19.60
887.20000000	26.47	20.19	3.28	26.95	22.98	42.92	-19.94
895.20000000	25.95	20.41	3.29	26.92	22.73	42.99	-20.26
899.20000000	26.57	20.52	3.30	26.90	23.49	43.03	-19.54
906.40000000	26.13	20.73	3.31	26.86	23.31	43.10	-19.79
919.20000000	26.05	21.09	3.34	26.80	23.68	43.22	-19.54
924.00000000	26.83	21.23	3.35	26.78	24.63	43.27	-18.64
929.60000000	26.29	21.47	3.36	26.75	24.37	43.32	-18.95
938.40000000	26.55	21.88	3.38	26.71	25.10	43.40	-18.31
948.80000000	26.21	22.36	3.40	26.63	25.33	43.50	-18.17
956.80000000	27.01	22.62	3.41	26.56	26.49	43.57	-17.08
965.60000000	26.27	22.90	3.43	26.49	26.11	43.65	-17.54
968.80000000	26.52	23.00	3.44	26.46	26.50	43.68	-17.18
977.60000000	26.44	23.20	3.46	26.39	26.71	43.76	-17.05
989.60000000	26.72	23.24	3.48	26.29	27.16	43.86	-16.71
992.00000000	25.65	23.25	3.48	26.27	26.12	43.88	-17.76

Tested by: Michael Westman  
Printed

Signature

Reviewed by: Gerald V. Anderson  
Printed

Signature

Mode of Operation Key	
#	Description
1	
2	
3	
4	
5	

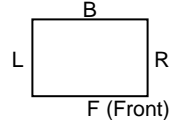
J:\REPORTS\2006\10xx\1038\Rpt\_Docs\2011\1580\1387-RE102-1580-with tab data-mjw-gva.doc

# Radiated Emissions



Test Report #: NC1101387 Test Area: 3  
 EUT Model #: MIL1580-XXXX Date: 14 April, 2011  
 EUT Serial #: None EUT Power: 24 VDC Temperature: 23 °C  
 Test Method: Mil Std 461F, RE102 Air Pressure: 99.1 kPa  
 Customer: Lind Electronics Relative Humidity: 22 %  
 EUT Description: DC to DC Converter Page: 90 of 108

FACE DEFINITION  
(TOP VIEW)



Notes: \_\_\_\_\_

Data File Name: T:\13xx\1387\Data\4-13-11\temp\1387RE02.ema

Frequency (MHz)	Receiver (dB)	Transducer (dB)	Cable Loss (dB)	Preamplifier (dB)	Final Data (dB)	Limit	Differential (dB)
1020.00000000	50.96	23.60	1.15	43.75	31.96	44.12	-12.17
1085.00000000	50.58	23.94	1.19	43.73	31.97	44.66	-12.69
1115.00000000	50.62	24.08	1.20	43.73	32.18	44.90	-12.72
1180.00000000	50.39	24.35	1.24	43.72	32.26	45.39	-13.12
1220.00000000	50.37	24.51	1.27	43.70	32.44	45.68	-13.23
1255.00000000	49.92	24.63	1.28	43.66	32.17	45.92	-13.75
1335.00000000	50.05	24.83	1.33	43.59	32.62	46.46	-13.83
1375.00000000	50.12	24.88	1.35	43.55	32.80	46.71	-13.91
1440.00000000	50.37	25.02	1.38	43.53	33.24	47.11	-13.87
1450.00000000	50.31	25.04	1.39	43.54	33.21	47.17	-13.96
1510.00000000	50.51	25.22	1.42	43.54	33.60	47.52	-13.92
1555.00000000	50.03	25.40	1.44	43.55	33.32	47.78	-14.46
1625.00000000	50.34	25.69	1.48	43.55	33.96	48.16	-14.21
1660.00000000	49.98	25.85	1.50	43.55	33.78	48.35	-14.56
1725.00000000	50.53	26.16	1.53	43.54	34.68	48.68	-14.00
1765.00000000	50.31	26.36	1.55	43.53	34.69	48.88	-14.19
1830.00000000	49.52	26.73	1.58	43.52	34.30	49.19	-14.89
1865.00000000	50.11	26.95	1.59	43.52	35.14	49.35	-14.21
1940.00000000	50.60	27.66	1.63	43.50	36.39	49.70	-13.31
1975.00000000	49.64	28.08	1.64	43.49	35.88	49.85	-13.97
2040.00000000	50.00	28.43	1.67	43.46	36.65	50.13	-13.48
2080.00000000	49.96	28.48	1.69	43.43	36.70	50.30	-13.60
2120.00000000	49.96	28.47	1.71	43.41	36.73	50.46	-13.73
2195.00000000	50.14	28.33	1.74	43.37	36.84	50.77	-13.93
2220.00000000	49.62	28.39	1.75	43.38	36.39	50.86	-14.48
2290.00000000	50.82	28.64	1.78	43.41	37.84	51.13	-13.30
2325.00000000	49.96	28.81	1.80	43.42	37.15	51.26	-14.12
2365.00000000	50.02	29.02	1.81	43.44	37.42	51.41	-13.99
2400.00000000	50.34	29.20	1.83	43.45	37.92	51.54	-13.62
2475.00000000	49.72	29.75	1.86	43.50	37.83	51.81	-13.98
2545.00000000	51.28	29.95	1.89	43.57	39.54	52.05	-12.50
2575.00000000	49.96	29.95	1.90	43.60	38.21	52.15	-13.94
2645.00000000	50.46	29.95	1.93	43.60	38.73	52.38	-13.65
2680.00000000	49.68	29.93	1.94	43.57	37.98	52.50	-14.52

Tested by: Michael Westman  
Printed

Signature

Reviewed by: Gerald V. Anderson  
Printed

Signature

Mode of Operation Key	
#	Description
1	
2	
3	
4	
5	

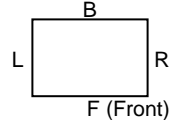
J:\REPORTS\2006\10xx\1038\Rpt\_Docs\2011\1580\1387-RE102-1580-with tab data-mjw-gva.doc

# Radiated Emissions



Test Report #: NC1101387 Test Area: 3  
 EUT Model #: MIL1580-XXXX Date: 14 April, 2011  
 EUT Serial #: None EUT Power: 24 VDC Temperature: 23 °C  
 Test Method: Mil Std 461F, RE102 Air Pressure: 99.1 kPa  
 Customer: Lind Electronics Relative Humidity: 22 %  
 EUT Description: DC to DC Converter Page: 91 of 108

FACE DEFINITION  
(TOP VIEW)



T = Top  
U = Under Side

Notes: \_\_\_\_\_

Data File Name: T:\13xx\1387\Data\4-13-11\temp\1387RE02.ema

2745.00000000	50.19	29.91	1.97	43.54	38.53	52.70	-14.18
2795.00000000	49.82	29.89	1.99	43.52	38.18	52.86	-14.68
2825.00000000	50.57	29.88	2.00	43.51	38.94	52.95	-14.01
2895.00000000	51.13	29.86	2.02	43.49	39.53	53.16	-13.64
2900.00000000	50.45	29.86	2.03	43.49	38.85	53.18	-14.33
2965.00000000	49.97	29.84	2.05	43.44	38.42	53.37	-14.95
3030.00000000	50.16	29.82	2.08	43.41	38.65	53.56	-14.91
3080.00000000	50.43	29.81	2.09	43.40	38.93	53.70	-14.77
3135.00000000	50.80	29.79	2.11	43.38	39.32	53.85	-14.53
3160.00000000	49.95	29.78	2.12	43.38	38.48	53.92	-15.45
3210.00000000	50.78	29.77	2.14	43.37	39.32	54.06	-14.74
3255.00000000	49.89	29.75	2.16	43.35	38.45	54.18	-15.73
3320.00000000	49.50	29.74	2.18	43.32	38.10	54.35	-16.26
3355.00000000	50.25	29.73	2.19	43.31	38.86	54.44	-15.58
3400.00000000	50.32	29.71	2.21	43.29	38.95	54.56	-15.60
3460.00000000	49.98	29.70	2.23	43.25	38.66	54.71	-16.05
3535.00000000	50.55	29.68	2.26	43.18	39.31	54.90	-15.59
3580.00000000	49.81	29.67	2.27	43.12	38.63	55.01	-16.38
3610.00000000	50.17	29.66	2.28	43.08	39.03	55.08	-16.05
3675.00000000	49.96	29.64	2.31	42.96	38.95	55.23	-16.28
3745.00000000	49.19	31.60	2.33	42.85	40.27	55.40	-15.13
3750.00000000	50.05	31.64	2.33	42.84	41.18	55.41	-14.23
3820.00000000	49.06	32.19	2.35	42.76	40.85	55.57	-14.72
3895.00000000	49.23	32.58	2.38	42.69	41.50	55.74	-14.24
3940.00000000	48.72	32.74	2.39	42.67	41.18	55.84	-14.65
3965.00000000	48.97	32.82	2.40	42.66	41.53	55.89	-14.36
4005.00000000	49.37	32.92	2.42	42.64	42.07	55.98	-13.91
4070.00000000	49.43	32.77	2.44	42.53	42.11	56.12	-14.01
4110.00000000	50.05	32.67	2.45	42.46	42.71	56.20	-13.49
4150.00000000	49.79	32.54	2.46	42.39	42.40	56.29	-13.88
4205.00000000	48.95	32.39	2.48	42.30	41.52	56.40	-14.88
4290.00000000	49.04	32.48	2.51	42.32	41.71	56.57	-14.86
4315.00000000	49.05	32.57	2.52	42.32	41.81	56.62	-14.81
4370.00000000	48.67	32.83	2.53	42.33	41.70	56.73	-15.03
4405.00000000	48.84	32.97	2.54	42.31	42.05	56.80	-14.76
4495.00000000	48.87	33.09	2.57	41.99	42.55	56.98	-14.43
4545.00000000	48.67	33.19	2.59	41.92	42.52	57.07	-14.55
4565.00000000	49.17	33.23	2.59	41.90	43.09	57.11	-14.03

Tested by: Michael Westman  
Printed

Signature

Reviewed by: Gerald V. Anderson  
Printed

Signature

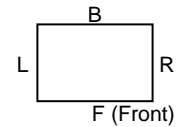
Mode of Operation Key	
#	Description
1	
2	
3	
4	
5	

J:\REPORTS\2006\10xx\1038\Rpt\_Docs\2011\1580\1387-RE102-1580-with tab data-mjw-gva.doc

# Radiated Emissions



America



FACE DEFINITION  
(TOP VIEW)

T = Top  
U = Under Side

Test Report #: NC1101387

Test Area: 3

EUT Model #: MIL1580-XXXX

Date: 14 April, 2011

EUT Serial #: None

EUT Power: 24 VDC

Temperature: 23 °C

Test Method: Mil Std 461F, RE102

Air Pressure: 99.1 kPa

Customer: Lind Electronics

Relative Humidity: 22 %

EUT Description: DC to DC Converter

Page: 92 of 108

Notes: \_\_\_\_\_

Data File Name: T:\13xx\1387\Data\4-13-11\temp\1387RE02.ema

4640.00000000	48.66	33.47	2.62	41.91	42.84	57.25	-14.41
4680.00000000	48.76	33.64	2.63	41.94	43.09	57.33	-14.24
4735.00000000	48.46	33.84	2.65	41.93	43.02	57.43	-14.41
4760.00000000	48.27	33.93	2.65	41.91	42.94	57.47	-14.53
4820.00000000	47.71	34.14	2.67	41.85	42.67	57.58	-14.91
4860.00000000	48.36	34.30	2.68	41.79	43.55	57.65	-14.10
4920.00000000	48.66	34.54	2.70	41.72	44.18	57.76	-13.58
4975.00000000	48.28	34.77	2.72	41.69	44.08	57.86	-13.78
5025.00000000	48.16	34.91	2.73	41.67	44.14	57.94	-13.80
5070.00000000	48.55	34.99	2.75	41.64	44.64	58.02	-13.38
5110.00000000	48.72	35.02	2.76	41.65	44.85	58.09	-13.24
5155.00000000	48.38	34.95	2.77	41.71	44.39	58.16	-13.78
5225.00000000	48.66	34.78	2.79	41.79	44.44	58.28	-13.84
5295.00000000	48.68	34.50	2.81	41.80	44.20	58.40	-14.20
5325.00000000	48.15	34.42	2.82	41.81	43.59	58.45	-14.86
5360.00000000	49.20	34.34	2.83	41.82	44.55	58.50	-13.95
5425.00000000	48.15	34.29	2.85	41.86	43.43	58.61	-15.18
5470.00000000	48.18	34.36	2.86	41.91	43.50	58.68	-15.18
5520.00000000	48.05	34.45	2.88	41.95	43.43	58.76	-15.33
5585.00000000	48.25	34.57	2.89	41.98	43.73	58.86	-15.13
5600.00000000	48.52	34.59	2.90	41.99	44.02	58.88	-14.86
5655.00000000	48.26	34.66	2.91	41.98	43.85	58.97	-15.11
5740.00000000	48.19	34.96	2.94	41.98	44.11	59.10	-14.98
5760.00000000	48.82	35.08	2.94	41.97	44.87	59.13	-14.26
5815.00000000	48.60	35.43	2.96	41.98	45.01	59.21	-14.20
5885.00000000	48.42	35.94	2.98	42.02	45.32	59.31	-14.00
5905.00000000	48.28	36.06	2.98	42.04	45.28	59.34	-14.06
5980.00000000	47.89	36.20	3.00	42.15	44.94	59.45	-14.51

Tested by: Michael Westman  
Printed

Signature

Reviewed by: Gerald V. Anderson  
Printed

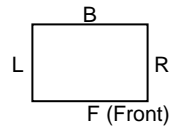
Signature

Mode of Operation Key	
#	Description
1	
2	
3	
4	
5	

J:\REPORTS\2006\10xx\1038\Rpt\_Docs\2011\1580\1387-RE102-1580-with tab data-mjw-gva.doc



# Radiated Emissions



Test Report #: NC1101387 Test Area: 3

EUT Model #: MIL1580-XXXX Date: 14 April, 2011

EUT Serial #: None EUT Power: 24 VDC Temperature: 23 °C

Test Method: Mil Std 461F, RE102 Air Pressure: 99.1 kPa

Customer: Lind Electronics Relative Humidity: 22 %

EUT Description: DC to DC Converter Page: 93 of 108

Notes: \_\_\_\_\_

Data File Name: T:\13xx\1387\Data\4-13-11\temp\1387RE02.ema

Frequency (MHz)	Receiver (dB)	Transducer (dB)	Cable Loss (dB)	Preamplifier (dB)	Final Data (dB)	Limit	Differential (dB)
6048.00000000	49.65	36.16	3.02	42.40	46.43	59.55	-13.12
6156.00000000	49.76	36.07	3.05	42.75	46.13	59.70	-13.57
6336.00000000	49.93	36.44	3.10	42.59	46.89	59.95	-13.07
6420.00000000	49.34	36.88	3.12	42.59	46.76	60.07	-13.31
6492.00000000	49.49	37.39	3.14	42.64	47.38	60.16	-12.78
6648.00000000	49.56	38.01	3.18	42.74	48.01	60.37	-12.35
6780.00000000	50.06	38.60	3.22	42.84	49.04	60.54	-11.50
6936.00000000	49.48	39.38	3.26	43.01	49.11	60.74	-11.63
7020.00000000	50.97	40.00	3.28	43.01	51.24	60.84	-9.60
7164.00000000	49.48	41.59	3.31	42.75	51.64	61.02	-9.37
7224.00000000	49.86	41.78	3.33	42.64	52.33	61.09	-8.76
7332.00000000	48.58	40.88	3.36	42.40	50.41	61.22	-10.81
7548.00000000	49.60	38.81	3.41	42.24	49.58	61.47	-11.89
7644.00000000	49.32	38.52	3.43	42.18	49.10	61.58	-12.48
7788.00000000	49.11	38.37	3.47	41.81	49.13	61.74	-12.61
7824.00000000	49.42	38.34	3.48	41.72	49.52	61.78	-12.26
7968.00000000	48.34	38.16	3.51	41.37	48.64	61.94	-13.30
8148.00000000	48.38	37.72	3.56	40.96	48.69	62.13	-13.44
8184.00000000	48.18	37.65	3.56	40.90	48.49	62.17	-13.68
8292.00000000	48.22	37.62	3.59	40.77	48.66	62.28	-13.63
8508.00000000	47.86	37.76	3.64	40.50	48.76	62.51	-13.75
8544.00000000	47.44	37.75	3.65	40.44	48.40	62.54	-14.14
8640.00000000	47.64	37.76	3.67	40.37	48.71	62.64	-13.93
8760.00000000	47.74	37.83	3.70	40.42	48.85	62.76	-13.91
8892.00000000	47.55	37.98	3.73	40.26	49.00	62.89	-13.89
9012.00000000	47.66	37.99	3.76	40.19	49.22	63.01	-13.78
9180.00000000	47.80	38.19	3.79	40.27	49.51	63.17	-13.65
9300.00000000	47.04	38.38	3.82	40.31	48.93	63.28	-14.35
9396.00000000	48.30	38.36	3.84	40.36	50.14	63.37	-13.22
9480.00000000	47.32	38.33	3.86	40.34	49.17	63.44	-14.27
9648.00000000	46.80	38.16	3.90	40.31	48.55	63.60	-15.05
9816.00000000	46.73	38.03	3.93	40.35	48.35	63.75	-15.39
9900.00000000	46.92	38.12	3.95	40.34	48.65	63.82	-15.17
9960.00000000	47.27	38.18	3.97	40.35	49.06	63.87	-14.81

Tested by: Michael Westman  
Printed

Signature

Reviewed by: Gerald V. Anderson  
Printed

Signature

Mode of Operation Key	
#	Description
1	
2	
3	
4	
5	

J:\REPORTS\2006\10xx\1038\Rpt\_Docs\2011\1580\1387-RE102-1580-with tab data-mjw-gva.doc

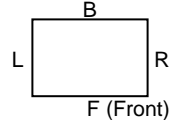
# Radiated Emissions



Test Report #: NC1101387

Test Area: 3

FACE DEFINITION  
(TOP VIEW)



EUT Model #: MIL1580-XXXX

Date: 14 April, 2011

T = Top  
U = Under Side

EUT Serial #: None

EUT Power: 24 VDC

Temperature: 23 °C

Test Method: Mil Std 461F, RE102

Air Pressure: 99.1 kPa

Customer: Lind Electronics

Relative Humidity: 22 %

EUT Description: DC to DC Converter

Page: 94 of 108

Notes: \_\_\_\_\_

Data File Name: T:\13xx\1387\Data\4-13-11\temp\1387RE02.ema

10152.00000000	47.32	38.46	4.01	40.37	49.41	64.04	-14.63
10284.00000000	47.30	38.75	4.04	40.40	49.69	64.15	-14.46
10356.00000000	47.16	38.84	4.05	40.41	49.64	64.21	-14.57
10548.00000000	47.38	38.82	4.09	40.45	49.84	64.37	-14.53
10608.00000000	48.27	38.78	4.10	40.46	50.70	64.42	-13.72
10728.00000000	47.54	38.82	4.13	40.48	50.01	64.52	-14.51
10884.00000000	46.95	38.96	4.16	40.55	49.52	64.64	-15.12
10920.00000000	47.26	38.95	4.17	40.58	49.81	64.67	-14.86
11100.00000000	48.23	38.73	4.21	40.71	50.46	64.81	-14.35
11256.00000000	46.79	38.70	4.24	40.85	48.88	64.93	-16.05
11316.00000000	48.63	38.74	4.25	40.85	50.77	64.98	-14.21
11496.00000000	47.46	39.10	4.29	40.89	49.96	65.11	-15.16
11532.00000000	47.97	39.12	4.29	40.89	50.50	65.14	-14.65
11712.00000000	47.68	39.11	4.33	40.86	50.26	65.28	-15.02
11820.00000000	47.83	39.18	4.35	40.81	50.55	65.36	-14.81
11952.00000000	47.36	39.35	4.38	40.78	50.31	65.45	-15.14
12072.00000000	47.35	39.71	4.40	40.40	51.07	65.54	-14.47
12216.00000000	48.03	40.31	4.43	39.92	52.86	65.64	-12.78
12300.00000000	47.24	40.66	4.45	40.12	52.23	65.70	-13.47
12468.00000000	47.29	40.78	4.48	39.96	52.59	65.82	-13.23
12504.00000000	47.26	40.74	4.49	39.77	52.72	65.84	-13.12
12696.00000000	46.92	40.73	4.53	39.58	52.60	65.97	-13.38
12744.00000000	47.31	40.77	4.53	39.66	52.95	66.01	-13.05
12900.00000000	47.26	41.16	4.56	39.61	53.37	66.11	-12.74
13068.00000000	46.67	41.17	4.60	39.30	53.14	66.23	-13.09
13188.00000000	47.06	41.06	4.62	39.15	53.60	66.30	-12.71
13308.00000000	48.55	40.92	4.64	39.44	54.66	66.38	-11.72
13332.00000000	47.12	40.87	4.65	39.48	53.15	66.40	-13.25
13548.00000000	46.63	40.35	4.69	39.37	52.29	66.54	-14.25
13656.00000000	47.36	40.32	4.71	38.95	53.44	66.61	-13.16
13704.00000000	47.31	40.35	4.72	39.00	53.38	66.64	-13.26
13812.00000000	46.89	40.53	4.74	39.24	52.91	66.71	-13.79
14004.00000000	47.02	40.62	4.77	39.34	53.07	66.82	-13.75
14052.00000000	47.89	40.61	4.78	39.73	53.55	66.85	-13.30
14208.00000000	47.80	40.74	4.81	40.44	52.91	66.95	-14.04
14376.00000000	48.06	41.01	4.84	40.35	53.57	67.05	-13.48
14496.00000000	48.95	41.44	4.86	40.53	54.72	67.12	-12.40
14568.00000000	48.38	41.67	4.88	40.59	54.33	67.17	-12.84

Tested by: Michael Westman  
Printed

Signature

Reviewed by: Gerald V. Anderson  
Printed

Signature

Mode of Operation Key	
#	Description
1	
2	
3	
4	
5	

J:\REPORTS\2006\10xx\1038\Rpt\_Docs\2011\1580\1387-RE102-1580-with tab data-mjw-gva.doc

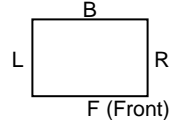
# Radiated Emissions



Test Report #: NC1101387

Test Area: 3

FACE DEFINITION  
(TOP VIEW)



EUT Model #: MIL1580-XXXX

Date: 14 April, 2011

T = Top  
U = Under Side

EUT Serial #: None

EUT Power: 24 VDC

Temperature: 23 °C

Test Method: Mil Std 461F, RE102

Air Pressure: 99.1 kPa

Customer: Lind Electronics

Relative Humidity: 22 %

EUT Description: DC to DC Converter

Page: 95 of 108

Notes: \_\_\_\_\_

Data File Name: T:\13xx\1387\Data\4-13-11\temp\1387RE02.ema

14676.00000000	48.08	41.93	4.90	40.55	54.35	67.23	-12.88
14844.00000000	48.38	41.94	4.93	40.38	54.87	67.33	-12.46
14952.00000000	48.55	41.65	4.95	40.42	54.73	67.39	-12.67
15000.00000000	48.51	41.43	4.96	40.44	54.46	67.42	-12.96
15144.00000000	47.75	40.60	4.98	40.95	52.38	67.50	-15.12
15300.00000000	47.41	39.61	5.01	40.02	52.01	67.59	-15.58
15396.00000000	47.28	39.34	5.03	39.73	51.91	67.65	-15.74
15492.00000000	47.32	39.18	5.04	39.96	51.58	67.70	-16.12
15708.00000000	46.87	40.01	5.08	39.93	52.04	67.82	-15.78
15744.00000000	47.04	40.21	5.09	39.82	52.52	67.84	-15.32
15912.00000000	46.76	40.87	5.12	39.45	53.30	67.93	-14.63
16044.00000000	47.04	41.31	5.14	39.25	54.24	68.00	-13.77
16128.00000000	46.83	41.54	5.15	39.12	54.41	68.05	-13.64
16296.00000000	46.27	41.84	5.18	39.00	54.30	68.14	-13.84
16380.00000000	46.71	41.97	5.20	39.02	54.85	68.18	-13.33
16512.00000000	45.78	42.30	5.22	38.76	54.54	68.25	-13.71
16656.00000000	45.81	42.40	5.25	38.47	54.98	68.33	-13.34
16716.00000000	45.28	42.31	5.26	38.31	54.53	68.36	-13.83
16860.00000000	45.81	42.14	5.28	37.93	55.30	68.43	-13.13
16992.00000000	46.12	42.40	5.30	37.72	56.10	68.50	-12.40
17040.00000000	45.79	42.58	5.31	38.03	55.65	68.53	-12.88
17256.00000000	45.29	43.70	5.35	38.22	56.11	68.63	-12.52
17364.00000000	45.61	44.27	5.37	38.10	57.15	68.69	-11.54
17460.00000000	45.70	44.55	5.38	38.06	57.57	68.74	-11.17
17556.00000000	46.36	44.67	5.40	38.07	58.36	68.78	-10.42
17700.00000000	45.75	44.66	5.42	38.14	57.69	68.85	-11.17
17820.00000000	45.63	44.88	5.44	38.24	57.71	68.91	-11.20
17964.00000000	44.94	45.40	5.47	38.11	57.70	68.98	-11.28

Tested by: Michael Westman  
Printed

Signature

Reviewed by: Gerald V. Anderson  
Printed

Signature

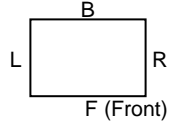
Mode of Operation Key	
#	Description
1	
2	
3	
4	
5	

J:\REPORTS\2006\10xx\1038\Rpt\_Docs\2011\1580\1387-RE102-1580-with tab data-mjw-gva.doc

# Radiated Emissions



America



FACE DEFINITION  
(TOP VIEW)

T = Top  
U = Under Side

Test Report #: NC1101387

Test Area: 3

EUT Model #: MIL1580-XXXX

Date: 14 April, 2011

EUT Serial #: None

EUT Power: 24 VDC

Temperature: 23 °C

Test Method: Mil Std 461F, RE102

Air Pressure: 99.1 kPa

Customer: Lind Electronics

Relative Humidity: 22 %

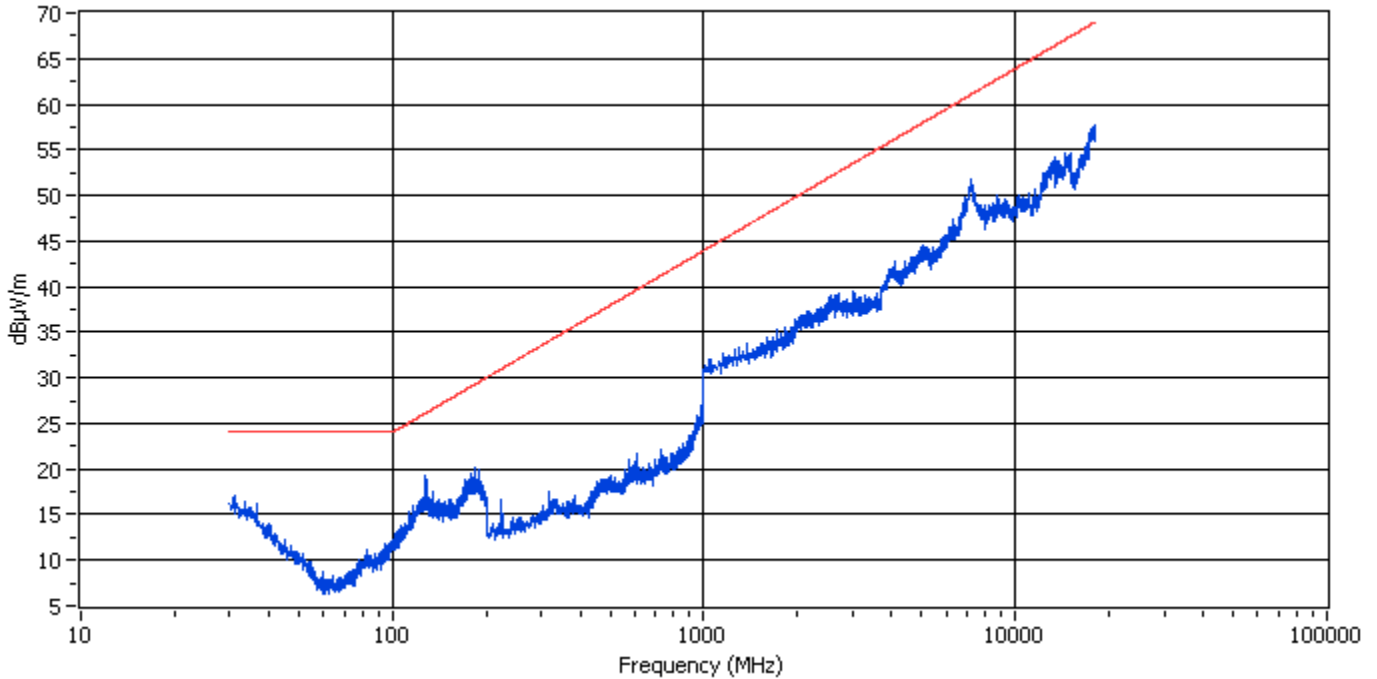
EUT Description: DC to DC Converter

Page: 96 of 108

Notes: \_\_\_\_\_

Data File Name: T:\13xx\1387\Data\4-13-11\temp\1387RE02.ema

## Subreport Number: 14



Polarity: Horizontal  
Mode of Operation: Fully OP

Tested by: Michael Westman  
Printed

Signature

Reviewed by: Gerald V. Anderson  
Printed

Signature

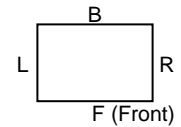
Mode of Operation Key	
#	Description
1	
2	
3	
4	
5	

J:\REPORTS\2006\10xx\1038\Rpt\_Docs\2011\1580\1387-RE102-1580-with tab data-mjw-gva.doc

# Radiated Emissions



America



FACE DEFINITION  
(TOP VIEW)

T = Top  
U = Under Side

Test Report #: NC1101387

Test Area: 3

EUT Model #: MIL1580-XXXX

Date: 14 April, 2011

EUT Serial #: None

EUT Power: 24 VDC

Temperature: 23 °C

Test Method: Mil Std 461F, RE102

Air Pressure: 99.1 kPa

Customer: Lind Electronics

Relative Humidity: 22 %

EUT Description: DC to DC Converter

Page: 97 of 108

Notes: \_\_\_\_\_

Data File Name: T:\13xx\1387\Data\4-13-11\temp\1387RE02.ema

Frequency (MHz)	Receiver (dB)	Transducer (dB)	Cable Loss (dB)	Preamp (dB)	Final Data (dB)	Limit	Differential (dB)
31.19000000	26.70	16.38	0.52	26.42	17.18	24.00	-6.82
31.87000000	25.82	16.23	0.52	26.42	16.15	24.00	-7.85
33.57000000	26.43	15.86	0.54	26.49	16.33	24.00	-7.67
36.46000000	26.94	15.06	0.56	26.40	16.16	24.00	-7.84
37.14000000	25.30	14.83	0.57	26.40	14.29	24.00	-9.71
39.52000000	25.59	14.06	0.59	26.40	13.84	24.00	-10.16
40.37000000	25.98	13.77	0.59	26.40	13.95	24.00	-10.05
42.07000000	25.57	13.15	0.61	26.40	12.93	24.00	-11.07
43.77000000	25.14	12.55	0.62	26.40	11.91	24.00	-12.09
45.30000000	26.01	12.02	0.63	26.40	12.27	24.00	-11.73
47.51000000	26.17	11.24	0.65	26.40	11.66	24.00	-12.34
49.38000000	26.04	10.61	0.66	26.40	10.92	24.00	-13.08
51.76000000	26.60	9.86	0.68	26.40	10.74	24.00	-13.26
52.27000000	26.11	9.70	0.69	26.40	10.10	24.00	-13.90
54.65000000	26.55	8.99	0.70	26.40	9.84	24.00	-14.16
55.84000000	26.10	8.68	0.71	26.40	9.09	24.00	-14.91
58.73000000	25.74	7.99	0.73	26.40	8.06	24.00	-15.94
60.09000000	26.61	7.68	0.74	26.40	8.64	24.00	-15.36
60.77000000	25.97	7.64	0.75	26.40	7.96	24.00	-16.04
63.66000000	26.07	7.47	0.76	26.40	7.90	24.00	-16.10
64.00000000	26.49	7.45	0.77	26.40	8.31	24.00	-15.69
66.38000000	25.86	7.54	0.78	26.40	7.78	24.00	-16.22
67.40000000	26.15	7.64	0.79	26.40	8.18	24.00	-15.82
70.29000000	25.94	7.96	0.81	26.40	8.31	24.00	-15.69
71.99000000	26.04	8.24	0.82	26.40	8.70	24.00	-15.30
74.03000000	25.63	8.57	0.83	26.40	8.63	24.00	-15.37
74.71000000	25.84	8.67	0.84	26.40	8.95	24.00	-15.05
76.41000000	26.13	8.95	0.85	26.40	9.52	24.00	-14.48
78.28000000	26.26	9.24	0.86	26.40	9.96	24.00	-14.04
80.66000000	25.79	9.60	0.87	26.40	9.86	24.00	-14.14
82.02000000	26.31	9.79	0.88	26.40	10.58	24.00	-13.42
82.87000000	26.76	9.91	0.88	26.40	11.15	24.00	-12.85
84.40000000	25.98	10.11	0.89	26.42	10.56	24.00	-13.44
87.63000000	25.57	10.44	0.91	26.48	10.45	24.00	-13.55

Tested by: Michael Westman  
Printed

Signature

Reviewed by: Gerald V. Anderson  
Printed

Signature

Mode of Operation Key	
#	Description
1	
2	
3	
4	
5	

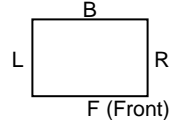
J:\REPORTS\2006\10xx\1038\Rpt\_Docs\2011\1580\1387-RE102-1580-with tab data-mjw-gva.doc

# Radiated Emissions



Test Report #: NC1101387      Test Area: 3  
 EUT Model #: MIL1580-XXXX      Date: 14 April, 2011  
 EUT Serial #: None      EUT Power: 24 VDC      Temperature: 23 °C  
 Test Method: Mil Std 461F, RE102      Air Pressure: 99.1 kPa  
 Customer: Lind Electronics      Relative Humidity: 22 %  
 EUT Description: DC to DC Converter      Page: 98 of 108

FACE DEFINITION  
(TOP VIEW)



T = Top  
U = Under Side

Notes: \_\_\_\_\_

Data File Name: T:\13xx\1387\Data\4-13-11\temp\1387RE02.ema

87.97000000	25.78	10.47	0.91	26.48	10.69	24.00	-13.31
91.03000000	25.37	10.77	0.93	26.50	10.57	24.00	-13.43
92.56000000	25.74	10.93	0.94	26.50	11.11	24.00	-12.89
93.75000000	25.32	11.05	0.95	26.50	10.82	24.00	-13.18
95.28000000	26.07	11.21	0.96	26.50	11.74	24.00	-12.26
97.66000000	25.68	11.48	0.97	26.50	11.62	24.00	-12.38
99.36000000	25.93	11.66	0.98	26.50	12.07	24.00	-11.93
100.72000000	25.90	11.84	0.99	26.50	12.23	24.06	-11.83
102.93000000	26.35	12.19	1.00	26.50	13.03	24.25	-11.22
103.10000000	26.29	12.21	1.00	26.50	13.00	24.26	-11.26
105.82000000	26.60	12.66	1.01	26.50	13.77	24.49	-10.72
107.18000000	26.19	12.92	1.02	26.50	13.63	24.60	-10.97
109.39000000	25.76	13.35	1.03	26.50	13.64	24.78	-11.14
110.41000000	25.94	13.56	1.04	26.50	14.04	24.86	-10.82
112.79000000	26.55	14.15	1.05	26.50	15.25	25.04	-9.80
114.66000000	25.73	14.60	1.06	26.50	14.89	25.19	-10.30
116.19000000	25.86	14.91	1.07	26.50	15.34	25.30	-9.96
116.87000000	26.35	15.05	1.07	26.50	15.97	25.35	-9.38
118.91000000	25.34	15.44	1.08	26.50	15.36	25.50	-10.14
120.95000000	26.19	15.73	1.09	26.50	16.51	25.65	-9.13
122.99000000	26.01	15.92	1.10	26.50	16.53	25.79	-9.27
124.86000000	26.12	16.08	1.11	26.50	16.81	25.92	-9.12
126.73000000	26.30	16.06	1.12	26.50	16.98	26.05	-9.08
127.92000000	28.59	16.04	1.12	26.50	19.25	26.13	-6.88
129.79000000	27.02	16.00	1.13	26.50	17.66	26.26	-8.60
130.98000000	26.20	15.95	1.14	26.50	16.79	26.34	-9.55
133.53000000	26.25	15.81	1.15	26.50	16.71	26.51	-9.80
134.55000000	27.08	15.75	1.16	26.50	17.49	26.57	-9.08
135.91000000	25.64	15.69	1.16	26.50	15.99	26.66	-10.67
138.63000000	26.20	15.56	1.18	26.50	16.44	26.83	-10.39
140.33000000	26.40	15.48	1.18	26.50	16.57	26.94	-10.37
141.52000000	26.59	15.42	1.19	26.50	16.70	27.01	-10.31
143.73000000	26.26	15.31	1.20	26.50	16.27	27.14	-10.87
144.24000000	26.24	15.29	1.20	26.50	16.23	27.17	-10.95
146.62000000	26.27	15.26	1.21	26.52	16.22	27.32	-11.10
147.30000000	26.44	15.26	1.22	26.52	16.39	27.36	-10.97
149.51000000	25.77	15.27	1.23	26.55	15.72	27.49	-11.77
151.21000000	26.35	15.29	1.23	26.56	16.32	27.58	-11.27

Tested by: Michael Westman  
Printed

Signature

Reviewed by: Gerald V. Anderson  
Printed

Signature

Mode of Operation Key	
#	Description
1	
2	
3	
4	
5	

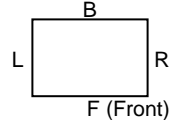
J:\REPORTS\2006\10xx\1038\Rpt\_Docs\2011\1580\1387-RE102-1580-with tab data-mjw-gva.doc

# Radiated Emissions



Test Report #: NC1101387 Test Area: 3  
 EUT Model #: MIL1580-XXXX Date: 14 April, 2011  
 EUT Serial #: None EUT Power: 24 VDC Temperature: 23 °C  
 Test Method: Mil Std 461F, RE102 Air Pressure: 99.1 kPa  
 Customer: Lind Electronics Relative Humidity: 22 %  
 EUT Description: DC to DC Converter Page: 99 of 108

FACE DEFINITION  
(TOP VIEW)



Notes: \_\_\_\_\_

Data File Name: T:\13xx\1387\Data\4-13-11\temp\1387RE02.ema

152.91000000	26.54	15.33	1.24	26.58	16.53	27.68	-11.15
154.78000000	26.53	15.37	1.25	26.60	16.55	27.79	-11.24
155.80000000	25.60	15.42	1.25	26.59	15.68	27.84	-12.16
158.01000000	25.51	15.56	1.26	26.57	15.76	27.96	-12.21
160.05000000	26.18	15.69	1.27	26.56	16.58	28.08	-11.49
162.26000000	25.84	15.97	1.28	26.54	16.55	28.19	-11.64
163.11000000	26.07	16.07	1.29	26.53	16.90	28.24	-11.34
165.66000000	25.45	16.39	1.30	26.51	16.63	28.37	-11.74
166.51000000	25.78	16.50	1.30	26.50	17.08	28.42	-11.34
169.06000000	26.20	16.81	1.31	26.50	17.82	28.55	-10.73
170.42000000	26.47	16.99	1.32	26.50	18.27	28.62	-10.35
171.78000000	26.75	17.20	1.32	26.50	18.77	28.69	-9.92
173.14000000	25.78	17.41	1.33	26.50	18.02	28.76	-10.74
174.84000000	26.27	17.68	1.34	26.50	18.78	28.84	-10.06
177.22000000	25.83	17.88	1.35	26.50	18.55	28.96	-10.40
178.92000000	26.66	18.01	1.35	26.50	19.53	29.04	-9.51
180.28000000	25.99	18.10	1.36	26.50	18.95	29.11	-10.16
182.83000000	27.27	18.08	1.37	26.50	20.22	29.23	-9.01
184.02000000	25.94	18.07	1.37	26.50	18.88	29.28	-10.40
184.70000000	26.95	18.06	1.38	26.50	19.89	29.32	-9.43
186.91000000	26.08	17.81	1.39	26.50	18.77	29.42	-10.65
188.78000000	27.37	17.56	1.39	26.50	19.82	29.51	-9.68
189.80000000	27.54	17.43	1.40	26.50	19.86	29.55	-9.69
192.69000000	26.58	17.05	1.41	26.51	18.53	29.68	-11.15
194.73000000	26.15	16.79	1.42	26.53	17.83	29.78	-11.94
195.75000000	26.41	16.70	1.42	26.53	17.99	29.82	-11.83
196.60000000	26.56	16.63	1.43	26.54	18.07	29.86	-11.79
198.47000000	25.98	16.47	1.43	26.55	17.33	29.94	-12.61

Tested by: Michael Westman  
Printed

Signature

Reviewed by: Gerald V. Anderson  
Printed

Signature

Mode of Operation Key	
#	Description
1	
2	
3	
4	
5	

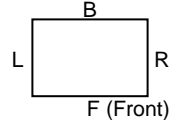
J:\REPORTS\2006\10xx\1038\Rpt\_Docsl\2011\1580\1387-RE102-1580-with tab data-mjw-gva.doc

# Radiated Emissions



Test Report #: NC1101387                      Test Area: 3  
 EUT Model #: MIL1580-XXXX                      Date: 14 April, 2011  
 EUT Serial #: None                      EUT Power: 24 VDC                      Temperature: 23 °C  
 Test Method: Mil Std 461F, RE102                      Air Pressure: 99.1 kPa  
 Customer: Lind Electronics                      Relative Humidity: 22 %  
 EUT Description: DC to DC Converter                      Page: 100 of 108

FACE DEFINITION  
(TOP VIEW)



Notes: \_\_\_\_\_

Data File Name: T:\13xx\1387\Data\4-13-11\temp\1387RE02.ema

Frequency (MHz)	Receiver (dB)	Transducer (dB)	Cable Loss (dB)	Preamplifier (dB)	Final Data (dB)	Limit	Differential (dB)
200.0000000	26.09	11.93	1.44	26.57	12.89	30.01	-17.11
208.8000000	27.07	12.04	1.47	26.63	13.96	30.38	-16.42
223.2000000	29.36	12.22	1.53	26.68	16.43	30.96	-14.53
224.0000000	29.60	12.23	1.53	26.67	16.69	30.99	-14.30
239.2000000	26.80	12.37	1.59	26.60	14.16	31.56	-17.40
242.4000000	27.20	12.40	1.60	26.60	14.60	31.67	-17.07
253.6000000	27.11	12.55	1.64	26.61	14.69	32.06	-17.37
259.2000000	26.87	12.67	1.66	26.64	14.57	32.25	-17.69
264.0000000	26.37	12.78	1.68	26.67	14.16	32.41	-18.25
276.8000000	26.52	13.04	1.72	26.70	14.59	32.82	-18.24
283.2000000	26.69	13.16	1.74	26.70	14.90	33.02	-18.13
293.6000000	26.65	13.35	1.78	26.70	15.08	33.33	-18.26
302.4000000	27.26	13.57	1.81	26.70	15.94	33.59	-17.65
311.2000000	26.42	13.95	1.84	26.70	15.51	33.84	-18.33
318.4000000	28.08	14.26	1.86	26.74	17.47	34.04	-16.57
327.2000000	26.98	14.52	1.89	26.78	16.61	34.27	-17.66
331.2000000	27.07	14.47	1.90	26.79	16.65	34.38	-17.73
339.2000000	27.04	14.38	1.93	26.77	16.58	34.58	-18.01
344.8000000	26.38	14.32	1.94	26.75	15.90	34.73	-18.83
355.2000000	26.67	14.29	1.98	26.71	16.23	34.98	-18.75
361.6000000	26.77	14.32	2.00	26.70	16.39	35.14	-18.75
369.6000000	26.66	14.36	2.02	26.70	16.34	35.33	-18.99
383.2000000	27.29	14.40	2.06	26.70	17.04	35.64	-18.60
384.0000000	27.17	14.40	2.06	26.71	16.92	35.66	-18.74
396.8000000	26.26	14.42	2.10	26.75	16.03	35.94	-19.91
400.0000000	26.22	14.43	2.11	26.77	15.99	36.01	-20.02
412.0000000	26.60	14.24	2.14	26.80	16.18	36.27	-20.08
420.0000000	26.98	14.12	2.17	26.80	16.46	36.44	-19.97
430.4000000	26.95	14.43	2.20	26.80	16.77	36.65	-19.87
432.8000000	27.60	14.60	2.20	26.80	17.60	36.70	-19.10
445.6000000	26.95	15.49	2.24	26.78	17.90	36.95	-19.05
452.8000000	27.28	15.87	2.26	26.76	18.65	37.09	-18.44
456.0000000	26.95	15.95	2.27	26.75	18.43	37.15	-18.72
469.6000000	27.00	16.32	2.31	26.70	18.92	37.40	-18.48

Mode of Operation Key	
#	Description
1	
2	
3	
4	
5	

Tested by: Michael Westman  
Printed

Signature

Reviewed by: Gerald V. Anderson  
Printed

Signature

J:\REPORTS\2006\10xx\1038\Rpt\_Docs\2011\1580\1387-RE102-1580-with tab data-mjw-gva.doc

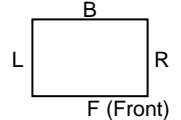


# Radiated Emissions



Test Report #: NC1101387 Test Area: 3  
 EUT Model #: MIL1580-XXXX Date: 14 April, 2011  
 EUT Serial #: None EUT Power: 24 VDC Temperature: 23 °C  
 Test Method: Mil Std 461F, RE102 Air Pressure: 99.1 kPa  
 Customer: Lind Electronics Relative Humidity: 22 %  
 EUT Description: DC to DC Converter Page: 101 of 108

FACE DEFINITION  
(TOP VIEW)



Notes: \_\_\_\_\_

Data File Name: T:\13xx\1387\Data\4-13-11\temp\1387RE02.ema

475.20000000	26.78	16.46	2.32	26.73	18.84	37.51	-18.67
486.40000000	26.58	16.68	2.35	26.80	18.81	37.71	-18.90
494.40000000	26.62	16.83	2.37	26.84	18.98	37.85	-18.87
499.20000000	26.33	16.92	2.38	26.87	18.76	37.93	-19.17
505.60000000	27.03	16.81	2.40	26.89	19.35	38.04	-18.69
512.80000000	26.32	16.66	2.42	26.85	18.55	38.17	-19.62
520.80000000	26.96	16.50	2.44	26.81	19.09	38.30	-19.21
531.20000000	26.65	16.34	2.47	26.75	18.71	38.47	-19.76
540.00000000	26.46	16.24	2.49	26.70	18.49	38.61	-20.13
548.00000000	26.90	16.15	2.51	26.72	18.84	38.74	-19.90
559.20000000	27.50	16.63	2.54	26.75	19.92	38.92	-19.00
560.80000000	27.33	16.71	2.54	26.75	19.83	38.94	-19.11
574.40000000	26.59	17.43	2.58	26.79	19.81	39.15	-19.34
576.00000000	27.78	17.47	2.58	26.79	21.04	39.17	-18.13
585.60000000	26.86	17.58	2.60	26.80	20.24	39.32	-19.08
597.60000000	27.28	17.70	2.63	26.80	20.82	39.49	-18.67
602.40000000	26.59	17.70	2.64	26.80	20.14	39.56	-19.42
609.60000000	28.18	17.62	2.66	26.80	21.66	39.66	-18.00
616.00000000	26.71	17.54	2.68	26.80	20.13	39.75	-19.62
628.80000000	26.35	17.46	2.71	26.80	19.72	39.93	-20.21
632.80000000	26.79	17.49	2.72	26.80	20.20	39.99	-19.79
640.00000000	25.73	17.53	2.73	26.80	19.20	40.09	-20.89
648.00000000	26.41	17.58	2.75	26.80	19.94	40.19	-20.25
663.20000000	26.25	17.70	2.79	26.80	19.94	40.39	-20.45
667.20000000	26.91	17.74	2.80	26.80	20.64	40.45	-19.80
674.40000000	26.41	17.80	2.82	26.80	20.22	40.54	-20.32
680.80000000	26.24	17.92	2.83	26.80	20.19	40.62	-20.43
692.00000000	25.88	18.15	2.86	26.80	20.08	40.76	-20.68
699.20000000	26.56	18.29	2.87	26.80	20.93	40.85	-19.93
708.80000000	25.90	18.36	2.89	26.80	20.35	40.97	-20.62
718.40000000	26.59	18.41	2.92	26.82	21.10	41.09	-19.99
727.20000000	27.65	18.46	2.93	26.86	22.19	41.19	-19.01
734.40000000	26.85	18.48	2.95	26.88	21.40	41.28	-19.88
742.40000000	26.60	18.51	2.97	26.92	21.17	41.37	-20.21
750.40000000	26.52	18.54	2.99	26.95	21.10	41.46	-20.37
752.00000000	26.76	18.53	2.99	26.95	21.32	41.48	-20.16
763.20000000	26.22	18.46	3.01	27.00	20.70	41.61	-20.91
770.40000000	26.11	18.42	3.03	26.98	20.58	41.69	-21.11

Tested by: Michael Westman  
Printed

Signature

Reviewed by: Gerald V. Anderson  
Printed

Signature

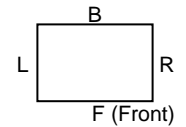
Mode of Operation Key	
#	Description
1	
2	
3	
4	
5	

J:\REPORTS\2006\10xx\1038\Rpt\_Docs\2011\1580\1387-RE102-1580-with tab data-mjw-gva.doc

# Radiated Emissions



America



FACE DEFINITION  
(TOP VIEW)

T = Top  
U = Under Side

Test Report #: NC1101387

Test Area: 3

EUT Model #: MIL1580-XXXX

Date: 14 April, 2011

EUT Serial #: None

EUT Power: 24 VDC

Temperature: 23 °C

Test Method: Mil Std 461F, RE102

Air Pressure: 99.1 kPa

Customer: Lind Electronics

Relative Humidity: 22 %

EUT Description: DC to DC Converter

Page: 102 of 108

Notes: \_\_\_\_\_

Data File Name: T:\13xx\1387\Data\4-13-11\temp\1387RE02.ema

780.8000000	26.72	18.54	3.05	26.94	21.38	41.81	-20.43
786.4000000	26.76	18.69	3.06	26.92	21.60	41.87	-20.28
798.4000000	26.37	19.00	3.09	26.87	21.58	42.00	-20.42
804.0000000	26.28	19.05	3.10	26.85	21.58	42.06	-20.48
809.6000000	26.02	19.06	3.11	26.83	21.36	42.12	-20.76
822.4000000	26.43	19.09	3.14	26.81	21.85	42.26	-20.41
827.2000000	26.09	19.16	3.15	26.83	21.58	42.31	-20.73
834.4000000	26.64	19.37	3.17	26.85	22.32	42.38	-20.06
844.8000000	26.23	19.66	3.19	26.89	22.19	42.49	-20.30
848.8000000	25.92	19.78	3.20	26.90	21.99	42.53	-20.54
859.2000000	26.67	19.82	3.22	26.94	22.78	42.64	-19.86
866.4000000	26.28	19.84	3.23	26.96	22.39	42.71	-20.32
878.4000000	26.27	19.94	3.26	27.00	22.47	42.83	-20.36
883.2000000	26.60	20.08	3.27	26.97	22.97	42.88	-19.91
890.4000000	27.06	20.28	3.28	26.94	23.68	42.95	-19.27
903.2000000	26.26	20.63	3.31	26.88	23.32	43.07	-19.75
908.0000000	26.52	20.77	3.32	26.85	23.76	43.12	-19.36
917.6000000	26.54	21.05	3.34	26.81	24.12	43.21	-19.09
927.2000000	26.14	21.36	3.36	26.76	24.09	43.30	-19.20
933.6000000	26.73	21.66	3.37	26.73	25.02	43.36	-18.33
939.2000000	25.94	21.92	3.38	26.71	24.53	43.41	-18.88
951.2000000	26.61	22.45	3.40	26.61	25.85	43.52	-17.67
955.2000000	26.42	22.57	3.41	26.58	25.83	43.56	-17.73
966.4000000	25.51	22.92	3.43	26.48	25.39	43.66	-18.27
973.6000000	25.51	23.15	3.45	26.42	25.68	43.72	-18.04
977.6000000	26.78	23.20	3.46	26.39	27.05	43.76	-16.71
988.0000000	26.13	23.24	3.48	26.30	26.54	43.85	-17.30
999.2000000	26.56	23.28	3.50	26.21	27.13	43.95	-16.82

Tested by: Michael Westman  
Printed

Signature

Reviewed by: Gerald V. Anderson  
Printed

Signature

Mode of Operation Key	
#	Description
1	
2	
3	
4	
5	

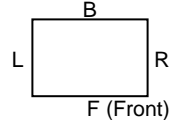
J:\REPORTS\2006\10xx\1038\Rpt\_Docs\2011\1580\1387-RE102-1580-with tab data-mjw-gva.doc

# Radiated Emissions



Test Report #: NC1101387 Test Area: 3  
 EUT Model #: MIL1580-XXXX Date: 14 April, 2011  
 EUT Serial #: None EUT Power: 24 VDC Temperature: 23 °C  
 Test Method: Mil Std 461F, RE102 Air Pressure: 99.1 kPa  
 Customer: Lind Electronics Relative Humidity: 22 %  
 EUT Description: DC to DC Converter Page: 103 of 108

FACE DEFINITION  
(TOP VIEW)



T = Top  
U = Under Side

Notes: \_\_\_\_\_

Data File Name: T:\13xx\1387\Data\4-13-11\temp\1387RE02.ema

Frequency (MHz)	Receiver (dB)	Transducer (dB)	Cable Loss (dB)	Preamplifier (dB)	Final Data (dB)	Limit	Differential (dB)
1040.00000000	50.85	23.71	1.16	43.74	31.97	44.29	-12.32
1050.00000000	50.81	23.76	1.17	43.74	31.99	44.38	-12.38
1120.00000000	50.27	24.10	1.21	43.73	31.85	44.94	-13.08
1150.00000000	50.87	24.23	1.23	43.72	32.60	45.16	-12.56
1215.00000000	50.24	24.49	1.26	43.70	32.29	45.64	-13.35
1295.00000000	50.96	24.77	1.31	43.62	33.42	46.19	-12.78
1335.00000000	50.42	24.83	1.33	43.59	32.99	46.46	-13.46
1370.00000000	51.01	24.88	1.35	43.56	33.68	46.68	-13.00
1435.00000000	50.31	25.01	1.38	43.53	33.16	47.08	-13.92
1475.00000000	50.32	25.11	1.40	43.54	33.30	47.32	-14.03
1515.00000000	50.67	25.24	1.42	43.54	33.79	47.55	-13.77
1585.00000000	50.97	25.52	1.46	43.56	34.39	47.94	-13.56
1610.00000000	50.53	25.62	1.47	43.56	34.06	48.08	-14.02
1655.00000000	50.63	25.83	1.49	43.55	34.40	48.32	-13.91
1725.00000000	51.08	26.16	1.53	43.54	35.23	48.68	-13.45
1765.00000000	50.40	26.36	1.55	43.53	34.78	48.88	-14.10
1830.00000000	50.79	26.73	1.58	43.52	35.57	49.19	-13.62
1860.00000000	49.99	26.92	1.59	43.52	34.98	49.33	-14.35
1900.00000000	50.35	27.17	1.61	43.51	35.62	49.52	-13.89
1970.00000000	50.24	28.02	1.64	43.49	36.41	49.83	-13.42
2035.00000000	50.15	28.42	1.67	43.46	36.79	50.11	-13.33
2090.00000000	50.03	28.50	1.70	43.43	36.80	50.34	-13.54
2100.00000000	49.96	28.51	1.70	43.42	36.75	50.38	-13.63
2155.00000000	50.53	28.40	1.72	43.39	37.27	50.61	-13.34
2205.00000000	50.42	28.34	1.75	43.37	37.13	50.81	-13.67
2290.00000000	50.58	28.64	1.78	43.41	37.60	51.13	-13.54
2340.00000000	50.29	28.89	1.80	43.43	37.56	51.32	-13.76
2370.00000000	50.25	29.05	1.82	43.44	37.68	51.43	-13.76
2405.00000000	49.98	29.24	1.83	43.45	37.60	51.56	-13.96
2460.00000000	49.89	29.65	1.85	43.49	37.90	51.75	-13.86
2515.00000000	50.48	29.94	1.88	43.54	38.76	51.95	-13.19
2575.00000000	50.71	29.95	1.90	43.60	38.96	52.15	-13.19
2615.00000000	50.73	29.96	1.92	43.62	38.98	52.28	-13.30
2685.00000000	50.80	29.93	1.94	43.57	39.10	52.51	-13.41

Tested by: Michael Westman  
Printed

Signature

Reviewed by: Gerald V. Anderson  
Printed

Signature

Mode of Operation Key	
#	Description
1	
2	
3	
4	
5	

J:\REPORTS\2006\10xx\1038\Rpt\_Docs\2011\1580\1387-RE102-1580-with tab data-mjw-gva.doc

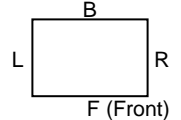
# Radiated Emissions



Test Report #: NC1101387

Test Area: 3

FACE DEFINITION  
(TOP VIEW)



EUT Model #: MIL1580-XXXX

Date: 14 April, 2011

T = Top  
U = Under Side

EUT Serial #: None

EUT Power: 24 VDC

Temperature: 23 °C

Test Method: Mil Std 461F, RE102

Air Pressure: 99.1 kPa

Customer: Lind Electronics

Relative Humidity: 22 %

EUT Description: DC to DC Converter

Page: 104 of 108

Notes: \_\_\_\_\_

Data File Name: T:\13xx\1387\Data\4-13-11\temp\1387RE02.ema

2715.00000000	50.86	29.92	1.96	43.55	39.18	52.61	-13.43
2750.00000000	49.93	29.91	1.97	43.54	38.27	52.72	-14.45
2820.00000000	49.95	29.89	2.00	43.51	38.32	52.94	-14.62
2865.00000000	50.27	29.87	2.01	43.50	38.65	53.07	-14.42
2930.00000000	49.70	29.85	2.04	43.47	38.12	53.27	-15.15
2960.00000000	49.73	29.84	2.05	43.45	38.17	53.36	-15.18
3010.00000000	51.02	29.83	2.07	43.42	39.50	53.50	-14.00
3070.00000000	50.66	29.81	2.09	43.40	39.16	53.67	-14.51
3140.00000000	50.32	29.79	2.12	43.38	38.84	53.87	-15.03
3170.00000000	49.74	29.78	2.13	43.38	38.27	53.95	-15.68
3210.00000000	50.21	29.77	2.14	43.37	38.75	54.06	-15.31
3295.00000000	50.53	29.74	2.17	43.33	39.11	54.29	-15.17
3325.00000000	49.98	29.74	2.18	43.32	38.58	54.36	-15.79
3390.00000000	50.25	29.72	2.21	43.29	38.88	54.53	-15.65
3425.00000000	49.53	29.71	2.22	43.27	38.18	54.62	-16.44
3460.00000000	49.93	29.70	2.23	43.25	38.61	54.71	-16.10
3545.00000000	50.14	29.68	2.26	43.17	38.91	54.92	-16.01
3585.00000000	50.03	29.67	2.27	43.12	38.85	55.02	-16.16
3600.00000000	50.33	29.66	2.28	43.10	39.17	55.05	-15.88
3695.00000000	50.02	29.64	2.31	42.92	39.05	55.28	-16.23
3735.00000000	49.03	31.51	2.33	42.86	40.00	55.37	-15.37
3785.00000000	48.83	31.96	2.34	42.80	40.33	55.49	-15.16
3815.00000000	48.84	32.17	2.35	42.77	40.59	55.56	-14.96
3875.00000000	49.03	32.48	2.37	42.71	41.17	55.69	-14.52
3925.00000000	49.59	32.69	2.39	42.68	41.99	55.80	-13.81
3965.00000000	49.06	32.82	2.40	42.66	41.62	55.89	-14.27
4005.00000000	49.21	32.92	2.42	42.64	41.91	55.98	-14.07
4085.00000000	50.16	32.74	2.44	42.51	42.83	56.15	-13.31
4125.00000000	49.31	32.62	2.45	42.43	41.95	56.23	-14.28
4180.00000000	49.18	32.44	2.47	42.34	41.76	56.35	-14.59
4205.00000000	49.13	32.39	2.48	42.30	41.70	56.40	-14.70
4255.00000000	48.66	32.44	2.50	42.31	41.29	56.50	-15.21
4325.00000000	49.10	32.61	2.52	42.32	41.91	56.64	-14.73
4355.00000000	48.77	32.76	2.53	42.33	41.73	56.70	-14.97
4425.00000000	49.46	33.00	2.55	42.24	42.77	56.84	-14.07
4495.00000000	48.19	33.09	2.57	41.99	41.87	56.98	-15.11
4545.00000000	48.43	33.19	2.59	41.92	42.28	57.07	-14.79
4565.00000000	48.68	33.23	2.59	41.90	42.60	57.11	-14.52

Tested by: Michael Westman  
Printed

Signature

Reviewed by: Gerald V. Anderson  
Printed

Signature

Mode of Operation Key	
#	Description
1	
2	
3	
4	
5	

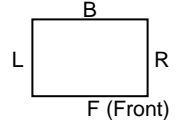
J:\REPORTS\2006\10xx\1038\Rpt\_Docs\2011\1580\1387-RE102-1580-with tab data-mjw-gva.doc

# Radiated Emissions



Test Report #: NC1101387                      Test Area: 3  
 EUT Model #: MIL1580-XXXX                      Date: 14 April, 2011  
 EUT Serial #: None                      EUT Power: 24 VDC                      Temperature: 23 °C  
 Test Method: Mil Std 461F, RE102                      Air Pressure: 99.1 kPa  
 Customer: Lind Electronics                      Relative Humidity: 22 %  
 EUT Description: DC to DC Converter                      Page: 105 of 108

FACE DEFINITION  
(TOP VIEW)



Notes: \_\_\_\_\_

Data File Name: T:\13xx\1387\Data\4-13-11\temp\1387RE02.ema

4640.00000000	48.98	33.47	2.62	41.91	43.16	57.25	-14.09
4675.00000000	48.93	33.62	2.63	41.94	43.24	57.32	-14.08
4745.00000000	48.60	33.88	2.65	41.92	43.20	57.45	-14.24
4760.00000000	48.11	33.93	2.65	41.91	42.78	57.47	-14.69
4845.00000000	48.30	34.24	2.68	41.81	43.41	57.63	-14.22
4890.00000000	48.54	34.42	2.69	41.74	43.91	57.71	-13.80
4935.00000000	48.28	34.60	2.71	41.71	43.88	57.79	-13.91
4990.00000000	48.35	34.83	2.72	41.68	44.22	57.88	-13.66
5030.00000000	48.46	34.92	2.73	41.66	44.45	57.95	-13.50
5090.00000000	47.74	35.02	2.75	41.63	43.88	58.05	-14.18
5105.00000000	48.11	35.03	2.76	41.64	44.26	58.08	-13.82
5190.00000000	48.13	34.89	2.78	41.77	44.04	58.22	-14.19
5200.00000000	48.52	34.87	2.78	41.78	44.40	58.24	-13.84
5250.00000000	48.38	34.68	2.80	41.79	44.07	58.32	-14.26
5335.00000000	48.01	34.40	2.82	41.81	43.42	58.46	-15.04
5360.00000000	48.36	34.34	2.83	41.82	43.71	58.50	-14.79
5435.00000000	48.94	34.30	2.85	41.87	44.23	58.62	-14.40
5450.00000000	49.03	34.33	2.86	41.89	44.33	58.65	-14.32
5515.00000000	48.52	34.44	2.87	41.95	43.89	58.75	-14.86
5590.00000000	48.16	34.57	2.90	41.99	43.65	58.87	-15.22
5645.00000000	48.57	34.65	2.91	41.99	44.15	58.95	-14.80
5650.00000000	48.67	34.66	2.91	41.98	44.26	58.96	-14.70
5745.00000000	48.20	34.99	2.94	41.98	44.16	59.10	-14.95
5755.00000000	49.07	35.05	2.94	41.97	45.09	59.12	-14.03
5810.00000000	48.98	35.39	2.96	41.98	45.35	59.20	-13.85
5890.00000000	48.41	35.97	2.98	42.02	45.34	59.32	-13.98
5915.00000000	48.31	36.07	2.99	42.05	45.32	59.36	-14.04
5960.00000000	48.60	36.16	3.00	42.12	45.64	59.42	-13.78

Tested by: Michael Westman  
Printed

Signature

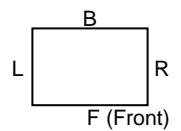
Reviewed by: Gerald V. Anderson  
Printed

Signature

Mode of Operation Key	
#	Description
1	
2	
3	
4	
5	

J:\REPORTS\2006\10xx\1038\Rpt\_Docs\2011\1580\1387-RE102-1580-with tab data-mjw-gva.doc

# Radiated Emissions



Test Report #: NC1101387

Test Area: 3

FACE DEFINITION (TOP VIEW)

EUT Model #: MIL1580-XXXX

Date: 14 April, 2011

T = Top  
U = Under Side

EUT Serial #: None

EUT Power: 24 VDC

Temperature: 23 °C

Test Method: Mil Std 461F, RE102

Air Pressure: 99.1 kPa

Customer: Lind Electronics

Relative Humidity: 22 %

EUT Description: DC to DC Converter

Page: 106 of 108

Notes: \_\_\_\_\_

Data File Name: T:\13xx\1387\Data\4-13-11\temp\1387RE02.ema

Frequency (MHz)	Receiver (dB)	Transducer (dB)	Cable Loss (dB)	Preamplifier (dB)	Final Data (dB)	Limit	Differential (dB)
6108.00000000	49.94	36.07	3.04	42.66	46.40	59.63	-13.24
6180.00000000	50.17	36.06	3.06	42.79	46.50	59.74	-13.24
6324.00000000	50.46	36.39	3.10	42.59	47.35	59.94	-12.58
6360.00000000	49.65	36.56	3.11	42.58	46.73	59.98	-13.25
6492.00000000	48.58	37.39	3.14	42.64	46.47	60.16	-13.69
6708.00000000	49.34	38.25	3.20	42.72	48.07	60.45	-12.38
6816.00000000	49.99	38.77	3.23	42.89	49.10	60.58	-11.48
6924.00000000	50.16	39.30	3.25	43.00	49.72	60.72	-11.00
7056.00000000	49.96	40.44	3.29	42.95	50.74	60.88	-10.14
7152.00000000	49.41	41.48	3.31	42.77	51.43	61.00	-9.57
7236.00000000	49.30	41.71	3.33	42.62	51.72	61.10	-9.39
7332.00000000	49.32	40.88	3.36	42.40	51.15	61.22	-10.07
7452.00000000	48.49	39.48	3.39	42.18	49.18	61.36	-12.18
7584.00000000	49.18	38.66	3.42	42.26	49.00	61.51	-12.51
7788.00000000	48.83	38.37	3.47	41.81	48.85	61.74	-12.89
7896.00000000	48.14	38.29	3.49	41.54	48.39	61.86	-13.47
8004.00000000	48.53	38.09	3.52	41.29	48.85	61.98	-13.13
8064.00000000	47.96	37.92	3.54	41.14	48.27	62.04	-13.77
8184.00000000	48.71	37.65	3.56	40.90	49.02	62.17	-13.15
8352.00000000	48.13	37.63	3.60	40.71	48.65	62.35	-13.70
8460.00000000	48.35	37.71	3.63	40.57	49.11	62.46	-13.34
8520.00000000	47.50	37.75	3.64	40.48	48.42	62.52	-14.10
8700.00000000	48.34	37.80	3.68	40.39	49.43	62.70	-13.27
8760.00000000	48.81	37.83	3.70	40.42	49.92	62.76	-12.84
8916.00000000	47.48	37.99	3.73	40.23	48.97	62.91	-13.94
9060.00000000	47.21	38.02	3.77	40.21	48.79	63.05	-14.26
9168.00000000	47.48	38.17	3.79	40.26	49.17	63.15	-13.98
9312.00000000	47.80	38.38	3.82	40.32	49.68	63.29	-13.60
9408.00000000	47.42	38.35	3.84	40.36	49.26	63.38	-14.12
9540.00000000	46.99	38.32	3.87	40.32	48.86	63.50	-14.64
9636.00000000	46.70	38.20	3.89	40.31	48.48	63.59	-15.10
9768.00000000	47.20	38.02	3.92	40.34	48.80	63.70	-14.91
9900.00000000	47.07	38.12	3.95	40.34	48.80	63.82	-15.02
10008.00000000	46.83	38.22	3.98	40.35	48.67	63.91	-15.24

Tested by: Michael Westman  
Printed

Signature

Reviewed by: Gerald V. Anderson  
Printed

Signature

Mode of Operation Key	
#	Description
1	
2	
3	
4	
5	

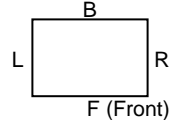
J:\REPORTS\2006\10xx\1038\Rpt\_Docs\2011\1580\1387-RE102-1580-with tab data-mjw-gva.doc

# Radiated Emissions



Test Report #: NC1101387 Test Area: 3  
 EUT Model #: MIL1580-XXXX Date: 14 April, 2011  
 EUT Serial #: None EUT Power: 24 VDC Temperature: 23 °C  
 Test Method: Mil Std 461F, RE102 Air Pressure: 99.1 kPa  
 Customer: Lind Electronics Relative Humidity: 22 %  
 EUT Description: DC to DC Converter Page: 107 of 108

FACE DEFINITION  
(TOP VIEW)



Notes: \_\_\_\_\_

Data File Name: T:\13xx\1387\Data\4-13-11\temp\1387RE02.ema

10176.00000000	47.66	38.53	4.01	40.37	49.83	64.06	-14.23
10248.00000000	47.78	38.69	4.03	40.38	50.11	64.12	-14.01
10332.00000000	47.38	38.81	4.05	40.41	49.83	64.19	-14.36
10500.00000000	46.59	38.85	4.08	40.44	49.08	64.33	-15.25
10608.00000000	47.31	38.78	4.10	40.46	49.74	64.42	-14.68
10716.00000000	47.17	38.81	4.13	40.48	49.63	64.51	-14.88
10836.00000000	47.10	38.93	4.15	40.52	49.67	64.60	-14.94
11004.00000000	47.88	38.88	4.19	40.64	50.30	64.74	-14.43
11064.00000000	47.88	38.79	4.20	40.68	50.18	64.78	-14.60
11196.00000000	46.93	38.69	4.23	40.83	49.01	64.89	-15.88
11364.00000000	47.33	38.85	4.26	40.86	49.58	65.01	-15.44
11496.00000000	48.14	39.10	4.29	40.89	50.64	65.11	-14.48
11556.00000000	47.49	39.14	4.30	40.90	50.03	65.16	-15.13
11676.00000000	47.24	39.12	4.32	40.88	49.80	65.25	-15.45
11856.00000000	47.22	39.19	4.36	40.80	49.97	65.38	-15.41
11892.00000000	47.34	39.20	4.37	40.79	50.12	65.41	-15.29
12060.00000000	47.72	39.68	4.40	40.46	51.33	65.53	-14.20
12216.00000000	47.03	40.31	4.43	39.92	51.86	65.64	-13.78
12276.00000000	47.45	40.56	4.44	40.06	52.39	65.68	-13.29
12396.00000000	47.39	40.85	4.47	40.34	52.37	65.77	-13.40
12576.00000000	46.91	40.69	4.50	39.55	52.55	65.89	-13.34
12636.00000000	46.55	40.70	4.51	39.52	52.24	65.93	-13.69
12756.00000000	47.25	40.78	4.54	39.69	52.88	66.02	-13.13
12912.00000000	47.40	41.16	4.57	39.58	53.55	66.12	-12.57
12996.00000000	46.81	41.21	4.58	39.37	53.23	66.18	-12.95
13188.00000000	47.12	41.06	4.62	39.15	53.66	66.30	-12.65
13248.00000000	47.04	40.99	4.63	39.27	53.39	66.34	-12.95
13332.00000000	48.14	40.87	4.65	39.48	54.17	66.40	-12.23
13536.00000000	46.59	40.36	4.69	39.48	52.15	66.53	-14.38
13608.00000000	47.62	40.30	4.70	38.91	53.71	66.58	-12.86
13728.00000000	47.61	40.40	4.72	39.06	53.67	66.65	-12.98
13884.00000000	46.97	40.56	4.75	39.27	53.01	66.75	-13.74
14028.00000000	47.45	40.62	4.78	39.53	53.31	66.84	-13.53
14076.00000000	47.59	40.60	4.79	39.92	53.06	66.87	-13.81
14244.00000000	47.83	40.76	4.82	40.36	53.05	66.97	-13.92
14328.00000000	48.37	40.88	4.83	40.28	53.81	67.02	-13.22
14424.00000000	48.98	41.17	4.85	40.42	54.58	67.08	-12.50
14628.00000000	48.09	41.83	4.89	40.59	54.21	67.20	-12.99

Tested by: Michael Westman  
Printed

Signature

Reviewed by: Gerald V. Anderson  
Printed

Signature

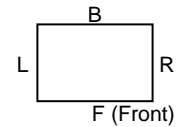
Mode of Operation Key	
#	Description
1	
2	
3	
4	
5	

J:\REPORTS\2006\10xx\1038\Rpt\_Docs\2011\1580\1387-RE102-1580-with tab data-mjw-gva.doc

# Radiated Emissions



America



FACE DEFINITION  
(TOP VIEW)

T = Top  
U = Under Side

Test Report #: NC1101387

Test Area: 3

EUT Model #: MIL1580-XXXX

Date: 14 April, 2011

EUT Serial #: None

EUT Power: 24 VDC

Temperature: 23 °C

Test Method: Mil Std 461F, RE102

Air Pressure: 99.1 kPa

Customer: Lind Electronics

Relative Humidity: 22 %

EUT Description: DC to DC Converter

Page: 108 of 108

Notes: \_\_\_\_\_

Data File Name: T:\13xx\1387\Data\4-13-11\temp\1387RE02.ema

14700.00000000	47.69	41.98	4.90	40.53	54.04	67.25	-13.21
14808.00000000	47.34	41.98	4.92	40.37	53.87	67.31	-13.44
14952.00000000	48.34	41.65	4.95	40.42	54.52	67.39	-12.88
15024.00000000	49.02	41.32	4.96	40.67	54.63	67.43	-12.81
15120.00000000	47.89	40.79	4.98	41.19	52.47	67.49	-15.02
15240.00000000	47.64	39.94	5.00	40.25	52.33	67.56	-15.23
15420.00000000	47.84	39.29	5.03	39.77	52.39	67.66	-15.27
15492.00000000	47.62	39.18	5.04	39.96	51.88	67.70	-15.82
15708.00000000	47.54	40.01	5.08	39.93	52.71	67.82	-15.11
15780.00000000	46.87	40.41	5.09	39.71	52.67	67.86	-15.19
15912.00000000	47.53	40.87	5.12	39.45	54.07	67.93	-13.86
15960.00000000	46.41	41.04	5.13	39.37	53.20	67.96	-14.76
16152.00000000	46.77	41.60	5.16	39.08	54.45	68.06	-13.61
16272.00000000	46.36	41.81	5.18	39.00	54.35	68.13	-13.77
16332.00000000	46.44	41.90	5.19	39.01	54.52	68.16	-13.64
16512.00000000	45.38	42.30	5.22	38.76	54.14	68.25	-14.11
16644.00000000	45.58	42.41	5.24	38.49	54.74	68.32	-13.58
16764.00000000	46.11	42.16	5.26	38.14	55.40	68.38	-12.99
16848.00000000	46.01	42.12	5.28	37.94	55.47	68.43	-12.96
16992.00000000	45.83	42.40	5.30	37.72	55.81	68.50	-12.69
17040.00000000	45.43	42.58	5.31	38.03	55.29	68.53	-13.24
17244.00000000	45.01	43.62	5.35	38.24	55.74	68.63	-12.89
17376.00000000	45.76	44.33	5.37	38.09	57.37	68.69	-11.33
17496.00000000	45.41	44.61	5.39	38.06	57.35	68.75	-11.40
17520.00000000	45.24	44.64	5.39	38.06	57.21	68.77	-11.56
17712.00000000	45.59	44.68	5.42	38.15	57.54	68.86	-11.32
17772.00000000	45.48	44.78	5.43	38.20	57.49	68.89	-11.40
17964.00000000	44.96	45.40	5.47	38.11	57.72	68.98	-11.26

Tested by: Michael Westman  
Printed

Signature

Reviewed by: Gerald V. Anderson  
Printed

Signature

Mode of Operation Key	
#	Description
1	
2	
3	
4	
5	

J:\REPORTS\2006\10xx\1038\Rpt\_Docs\2011\1580\1387-RE102-1580-with tab data-mjw-gva.doc