

SOUTHERN ONTARIO ORCHID SOCIETY

Summer 2019, Volume 54, Issue 7 Meeting since 1965

Next Meeting Sunday, August 4, Orchidfest, Floral Hall of the Toronto Botanical Garden.

This is a special all day summer event to which we invite all of our orchid friends. Our guest speaker and orchid vendor is Alan Koch of Gold Country Orchids, Lincoln, California, AOS orchid judge and orchid hybridizer. The program is as follows:

- ★ **10 am to 12 noon American Orchid Society Judging. Bring your plants for judging and watch the judges at work. Plant registration 9:30 to 10 am.**
- ★ **12 noon Pot luck lunch. Bring your favourite dish to share. Gold Country Plant sales**
- ★ **1 pm to 4 pm, Alan will do two talks.**

Please note: NO Member and Vendor sales, NO Member plant table review, NO Raffle. Next meeting: September 1, 2019.

President's Remarks Welcome Orchid Enthusiasts. The cool and rainy spring seemed never ending, and while my orchids didn't mind the weather, my lawn and perennial gardens grew like never before. Summer is finally here as I write this in mid-July, and the orchids which I moved outdoors are loving the warmer temperatures and the higher humidity. I'm seeing lots of new roots and sturdy new growths, which should mean lots of flowers in the fall and winter, as well as a number already this summer.

This year our OrchidFest and Pot Luck will be held on Sunday August 4, with the special guest Alan Koch from Gold Country Orchids in California (<http://www.goldcountryorchids.com/>), (<https://www.facebook.com/GoldCountryOrchids/>). If there is a special plant(s) that you desire, please pre-order by July 20, to ensure availability. Remember that as this is a "special event", with plant sales reserved for our speaker only and there will be no member's plant table.

Orchidfest kicks off with AOS orchid judging at 10:00am (plant registration at 9:30am), so please bring your flowering beauties for consideration by the AOS judges. Everyone is welcome to watch and listen as the judges analyse the flowers for potential awards. It is a wonderful learning process. The Potluck will be held at noon, so please bring something to share. SOOS will provide beverages.

After the lunch has finished, Alan Koch will be giving two presentations;

Cattleya's 365, 24/7; knowledge on how to build a collection that will flower all year long, and how to grow them. Learn the species that have been used by hybridizers for years to control bloom time. Talk is adapted to our climate.

and

The ABC's of Orchid Nutrition; how to get the most out of your hobby and your plants. Learn some very simple tricks to get the most out of growing orchids.

I hope that you will be able to attend this great day of orchid festivities, where you can catch up with old friends, and have an opportunity to make new ones.

During the summer the parking lot often fills early during good weather, so that is another incentive to come early.

Terry Kennedy our Program Director, has arranged for a fantastic line-up of guests for the fall;

- ★ Sep. 1 [Glen Decker, Piping Rock Orchids, Galway, NY](#)

- ★ Oct.6 [Dr. Kristen Uthus, New World Orchids, Manchester, Michigan](#)
- ★ Nov.3 George Hatfield, [Hatfield Orchids](#), Oxnard, CA Cymbidiums
- ★ Dec.1 Annual Auction and Potluck Celebration

The fall show season recommences Sept. 28-29, 2019 with the Central Ontario Orchid Society show in Cambridge, <https://personal.uwaterloo.ca/jerry/coos/#show> so start grooming your plants early, for them to be at their best.

Have a great orchid growing summer.

John Vermeer

We are on facebook at:
<https://www.facebook.com/groups/298874747302722/>

And

www.facebook.com/SOOSOrchid/

on Instagram at
[instagram.com/soosorchid/](https://www.instagram.com/soosorchid/)

2020 SOOS Annual Show Committee

Elegance

I have the pleasure of inviting all orchid aficionados to contribute to our 40th Orchid Show and Sale to be held February 8th and 9th, 2020 at the TBG. In 2019, we had almost 3,000 visitors and we are hopeful to have as many in 2020.

As you can imagine, there is lots to be done to have such a wonderful show; tasks both large and small. In particular, we are looking for orchid lovers willing to take on one of the following:

- Volunteer Coordinator – communicate with volunteers both before and during the show
- Publicity Coordinator – select our media options for advertising the show
- Youth Program Coordinator – design and implement a program to introduce children to orchids

There is lots of experience on the Show Committee which can be drawn upon and you will not be working

on your own. Come be part of the fun in creating a wonderful Orchid Show and Sale.

Our poster and coupons for the Show look awesome and will be available at the meetings for you to pickup and hand out. Cathy Dunn, Show Chair.

WOC23 is coming!

The Canadian Orchid Congress is delighted to offer a discounted group rate for the 23rd World Orchid Congress to be held in Taichung, Taiwan March 9-15, 2020. Before you register please read the COCWOC Information Sheet and make sure you have also read the information at the WOC23 site <https://www.woc23.com/>.

The deadline to register with the COC for this rate is October 11, 2019 with a deadline of October 31 for payment. We expect quite a number of participants, so we have set up a separate email account to deal with registration and all inquiries cocwoc2020@gmail.com. Once you have emailed your registration form (Excel file attached) to cocwoc2020@gmail.com, you will receive payment information.

We look forward to seeing many of you at the 23rd World Orchid Congress in March.

Jan Johns, 2nd Vice President
 Calvin Wong, Past President

info@canadianorchidcongress.ca
www.canadianorchidcongress.ca

Conservation Committee

Native Orchid Rescues

Spring is finally here and that means the start of our wonderful native orchids' blooming season. It's also when road widening projects start and unfortunately these don't mix well, as many native orchids thrive in roadside ditches. If you know of native orchid colonies that are in danger of being destroyed by road widening (or any other construction projects), please contact John Alexander (alexanderarts@sympatico.ca) or Tara Seucharan (psyrel@gmail.com) from SOOS' conservation committee - we can arrange to safely rescue these plants.



Plant of the Month for June, 2019

Erika Lorincz brought in a beautifully flowered *Pleurothallis grobyi* and got the top honours for it! The plant's diminutive paddle-shaped leaves covered the treefern plaque it was growing on and the little boat-shaped yellow-beige flowers danced all over the top of the foliage in 2-ranked inflorescences. She grows it in a NW facing bay window off the kitchen. The plant sits in a tray in the cooler part of the window. Since Erika uses no fan in this window plants dry out a little slower. She waters it once a week with dilute fertilizer water- just like all her other plants. She rotates the type of fertilizer she uses, such as fish fertilizer, Kelp tea or MSU fertilizer. Beautiful job, Erika!



Coming Events 2019.

July

20, Monthly Montreal AOS judging, Jardin botanique de Montreal

August

4, SOOS Orchidfest and TJC Monthly AOS Judging at TBG.all day 9:30 am on.

17, Monthly Montreal AOS judging, Jardin botanique de Montreal

September

1, SOOS meeting, Toronto Botanical Garden, sales 12 noon, program 1 pm,

7, TJC Monthly AOS Judging at TBG.

21, Monthly Montreal AOS judging, Jardin botanique de Montreal

28-29, COOS Show, Cambridge, Ontario.

October

5, TJC Monthly AOS Judging at TBG.

6, SOOS meeting, Toronto Botanical Garden, sales 12 noon, program 1 pm,

16-20, AOS Members meeting, Homestead, Florida

19, Monthly Montreal AOS judging, Jardin botanique de Montreal

November

2, TJC Monthly AOS Judging and semi annual business meeting at TBG.

3, SOOS meeting, Toronto Botanical Garden, sales 12 noon, program 1 pm,

9-10, Niagara Frontier O.S. show, Buffalo, NY.

16-17, Essex County OS show

16, Monthly Montreal AOS judging, Jardin botanique de Montreal

December

1, SOOS meeting, Toronto Botanical Garden, sales 12 noon, program 1 pm,

7, TJC Monthly AOS Judging at TBG.

14, Monthly Montreal AOS judging, Jardin botanique de Montreal

AOS Judging Results

Toronto Judging Centre, June 1

Vanda falcata hor. var momovama-nishiki 'Flora Peculia' JC/AOS Taras Kowalczyk

Paphiopedilum Blushing Petula (President Fred x Petula's Peacock) 'CAD's Northern Lights' AM/AOS 80 David Bryan

Phragmipedium Peruflores Cirila Alca (kovachii x dalessandroi)' Lady Sansa' AM/AOS 84 Daniel Sher 20196214 Paphiopedilum wilhelminae 'Drogon' AM 80 Daniel Sher

Phalaenopsis parisii 'Jadzia' CCM/AOS 80 Drew Goddard

Paphiopedilum haynaldianum 'Carlise' AM/AOS 84 John Marcotte

Chiloschista usneoides 'Daz'CCM/AOS 83 Drew
Goddard

Toronto Judging Centre, July 6

Catasetum Nicole Smile 'B-C', HCC/AOS 79, B. Butts
and C. Lefaive.

Next judging August 4, 2019, 9:30 am at Orchidfest at the TBG..

AOS Judging is a service of the American Orchid Society
and is open to all! Bring us your flowering orchids.



www.ravenvision.ca 

Orchid growing supplies for Canadians
Fournitures d'orchidées pour les Canadiens

**Fir Bark, New Zealand Sphagnum,
Custom Mixes, Plastic Pots,
Orchiata™**

Online Only: 10% discount for SOOS members
Coupon Code: SOOSNL17



Di Ciommo Orchids (Joe)
gdciommo@msn.com

Orchids shown by appointment
Hamilton ON Canada L8T3T1
905-389-9339; cell:905-645-4385



flora-peculia

orchidées japonaises
japanese orchids and orchid species

Terry Kowalczyk

24 Rockvale Avenue 416.828.8023
Toronto, Ontario info@florapeculia.ca
m6e 3a9 www.florapeculia.ca

Crystal Star Orchids

broker service with over 15 top orchid
nurseries

Summer Open House

From June to August weekends only
From 10 a.m. - 5 p.m. By appointment only
Tel: 905-478-8398 or
email : crystalstarorchids@gmail.com
20815 2nd Concession Road
East Gwillimbury Ontario L9N 0G9

Ching Hua Orchids, In Charm, Krull Smith, and
Sunset Valley.

About SOOS

Web site: www.soos.ca ; SOOS Facebook group: <https://www.facebook.com/groups/298874747302722/> Member of the
Canadian Orchid Congress; Affiliated with the American Orchid Society, the Orchid Digest and the International Phalaenopsis
Alliance.

Membership: Annual Dues \$30 per calendar year (January 1 to December 31). Surcharge \$15 for newsletter by postal
service Membership secretary: Liz Mc Alpine, 189 Soudan Avenue, Toronto, ON M4S 1V5, phone 416-487-7832,
renew or join on line at soos.ca/members.

Executive: President John Vermeer,; 905-823-2516 Vice-President ? Treasurer, Cathy Dunn, Secretary, Sue
Loftus 905-839-8281; Past President Laura Liebgott, 905-883-5290

Other Positions of Responsibility: Program, Terry Kennedy; Plant Doctor, Doug Kennedy; Meeting Set up, Yvonne
Schreiber; Vendor and Sales table coordinator, Lynda Satchwell; Library, Liz Mc Alpine; Web Master, Max Wilson;
Newsletter, Peter and Inge Poot; Annual Show, Cathy Dunn; Refreshments, Joe O'Regan. Conservation
Committee, Show table, Synea Tan, Cultural snapshots, Alessi Antanaitis, Directors at large Marion Curry, Jay
Norris, Sherry Xie, Eric Tai, Anne Antanaitis.

Honorary Life Members: Terry Kennedy, Doug Kennedy, Inge Poot, Peter Poot, Joe O'Regan, Diane Ryley,
Wayne Hingston.

Next Annual Show: February 8 and 9 , 2020

Multifloral Paphiopedilums by David Sorokowsky transcribed by Inge Poot,(continued)
F2 hybrids



Another approach is using *Paphiopedilum giganteum*
 Described in 1997

- Native to Sulawesi (an Indonesian island)
- Very unique flower form
- Different color potential as well

Paphiopedilum Hung Sheng Eagle

(*Paphiopedilum giganteum* x *Paphiopedilum rothschildianum*)



***Paphiopedilum giganteum*,**
 Photo: David Sorokowsky

Paphiopedilum giganteum have flowers that remind one of *Paph sanderianum* crosses, because they too have the wide wrestler stance of the petals.

Paphiopedilum Memoria Joan Levy (*Paphiopedilum stonei* x *Paphiopedilum giganteum*)

Cute upside down hearts!

The crosses with *Paphiopedilum*



Paphiopedilum Chiu Hua Dancer

(*Paphiopedilum giganteum* x *Paphiopedilum sanderianum*)

Paphiopedilum Chiu Hua Dancer

'Springwater Spirals' AM/AOS, 'Gayle' FCC/AOS
 Photos: Ralph Zebelin, Larry Vierheilg, O+ 1.4



Paphiopedilum Memoria Joan Levy
 Photo from Dave Sorokowsky's programme



Paphiopedilum Haur Jih Lucky
 Photo: David Sorokowsky

Paphiopedilum Haur Jih Lucky

(*Paphiopedilum giganteum* x *Paphiopedilum adductum*) using *adductum* variety *anatum*

After flowering this beauty died shortly after. It is a reminder that flowering is a supreme effort for the plant.

Paph giganteum isn't legal in the USA without a paper trail from Piping Rock Orchids

- Limited number of legal plants in the USA.
- Slow grower...it's going to be a while before its hybrids are readily available
- THEY ARE COMING!!!

Breeding for green flowers:

- There are a few multiflorals with alba forms
- Limited selection means very few hybrids have been made so far

Alba forms of *philippinense*, *lowii* and *dianthum* are available to breeders, but a plantlet of **Paph. Mount Toro alba**, made with a *stonei alba* costs \$500 from Taiwan!!! This type of breeding has



Paphiopedilum Booth's Sand Lady 'Electra'
AM/AOS, Photo: Greg Allikas. O+ 1.4




Paphiopedilum Lyro Blackhawk
Photo: Paul Zimmerman, OW 5.0

Paph Henrietta Fujiwara x *kolopakingii* with *alba* parents gave rather nice gold and chartreuse flowers

produced cream coloured Paphiopedilum Berenice, a white green and light gold Paphiopedilum Temptation (*Paphiopedilum kolopakingii* x *Paphiopedilum philippinense*) where the


shape is very much like *philippinense*. A rather regal result was a Paph. Saint Swithin alba.



Paph Mount Toro



Paphiopedilum Mount Toro



Paph St. Swithin

Paphiopedilum Berenice alba can be used to get some rather nice pastel Paphiopedilums. Dave crossed it with *Paph. lowii* this year.



Paph Toni Sempel, normal and alba
Photos: OW library, G. Barfield, OW 5.0

When you work with St Swithin album you only get 25% albas.
Paphiopedilum Toni Sempel (*Paphiopedilum haynaldianum* x *Paphiopedilum lowii*) gives vigorous plants with the best clones showing



Paphiopedilum Somers Phil 'Rodriguez Negrón'
AM/AOS was the best result recorded so far.
Photo: Irma Selles, O+ 1.4

dark distinct spots usually on flowers with *haynaldianum* shape. Paphiopedilum Tony Semple album is quite in vogue right now!

Paphiopedilum Somers Phil (Paphiopedilum Somers Isles x *Paphiopedilum philippinense*) was made by Orchid Zone a few years ago.


A rather different result was obtained by crossing Paph Larry Booth with *Paph philippinense*. The peloric clone has potential!



Paph Larry Booth x Paph philippinense peloric clone
Photo: Dave Sorokowsky

Paph. Shin-Yi Surprise
(Paphiopedilum Jerry Spence x *Paphiopedilum rothschildianum*) and the clone 'Hawaiian Peloric' won an AD (award of distinction) in Taiwan. Normal clones had the typical *rothschildianum* regal look!

Paphiopedilum Recovery
(*Paphiopedilum sukhakulii* x *Paphiopedilum philippinense*), produced a nice green result when




Paph Recovery

alba clones were used as parents. A less successful attempt at something different was Paph Vanguard crossed with *Paph. haynaldianum*. Only 3 seedlings made it out of flask, two died soon after and the third is a poor grower.....

When hybridizing you must have a goal for the seedlings to amount to anything!
For instance: crossing a dark Paph. Susan Booth with a red lip to *glanduliferum* sounds promising!

Crossing Paphiopedilum Temptation (*Paphiopedilum kolopakingii* x *Paphiopedilum philippinense*) with *Paphiopedilum glanduliferum*, the as yet unregistered Paph Chocolate Truffles gets some lovely offspring.



Paph Leonard's Pride

Paphiopedilum Leonard's Pride (Paphiopedilum Leonard Smith x *Paphiopedilum rothschildianum*) was illustrated with a clone sporting an over-sized veined dorsal sepal and Berenice like down-curved petals with spots on the proximal half and a purple over-layer on the distal half. If the fifth flower of this clone of Leonard's Pride



Paphiopedilum Shin-Yi Surprise 'Hawaiian Peloric' AD/AOS, Photo: Glen Barfield, O+ 1.4

alba clones were used as parents.



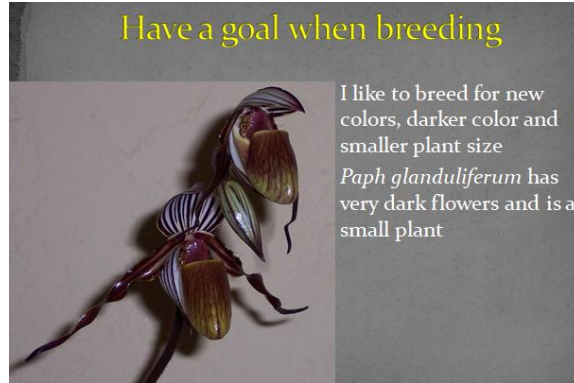
Paph (Temptation x glanduliferum)

Photo: Dave Sorokowsky


had been open when it was judged, it would have received a gold medal! This way Dave had to be content with a silver medal and a score of 87.4%!

Crossing Leonard's Pride with *Paph anitum* or *Paph lowii*, would not take, so Dave crossed it with *rothschildianum* - most promising!

Paphiopedilum Lefty Kei (*Paphiopedilum* William Ambler x *Paphiopedilum sanderianum*), which looks like a more narrow Paph Prince Edward of York, crossed with *Paph rothschildianum* catches the imagination!



I like to breed for new colors, darker color and smaller plant size
Paph glanduliferum has very dark flowers and is a small plant



Paph Prince Edward of York with 3 inflorescences coming from about a 6-growth plant
Photo: Dave Sorokowsky

Strategy for success:

Dave Sorokowsky tries to avoid breeding a hybrid with a hybrid. You get far fewer viable offspring with such breeding. By breeding a hybrid with a species you ensure the at the progeny have at least one complete genome - namely the one from the species parent. It is called **genomic hybridizing**.

Next David showed us some pictures of lovely multifloral Paph clones he saw in Taiwan recently. Lovely clones of Michael Koopowitz, a Prince Edward of York cross,

Lebeau crosses and finished off with a massive FCC clone Prince Edward of York and a stunning Paph Yang-Ji Hawk!

Culture:

A warning: **Spotted leaf Paphiopedilums** should never dry out.

Paph fairrieianum must never dry out. Dry out once and it is dead....Therefore when watering do it thoroughly. The water tends to funnel through the medium at first, leaving lots of it dry. Repeated flushing is often needed to actually wet it all.

- All my Paphs get ~125 ppm nitrogen every time I water
- Back off to about 75 ppm in the winter months
- I use MSU fertilizer and RO water



The **Paph bellatulum** group should never have their temperature drop below 60F (15C). Put it on a heat mat set at 20C. They come from a sea level habitat and are never cold.

Most 4n Paphs do not grow well, The "toadies" are 4n, so baby them!

Phrags that are 4n grow just fine.

- Multiflorals can be more forgiving than many other Paphs
- Larger plants, larger roots, larger leaves
- Able to buffer better against stress
- Multiflorals need more light than other Paphs

- Want to be more on the dry side
- Grow best in warmth
- Most will tolerate cooler winters but spikes wont develop until warmer spring weather

While watering/fertilizing, Dave adjusts the pH from the 5 achieved by the MSU fertilizer by adding enough potassium hydroxide to bring the pH to 6.

He needs to water about every 10 days when plants are in Orchidata in winter, but every 7 days in summer and during hot dry weather even two to three times per week!

(*Phragmipedium kovachii* needs watering almost every day)

After repotting, the new medium is hydrophobic and needs to be watered every day.

Most Paphs benefit from annual repotting . Using Orchidata buys you a bit of extra time between required repotting.

(Max Wilson and Jay Norris are our source for Orchidata bark)

- New Zealand pine bark costs a few extra \$\$
- Roots are the most important part of the plant
- Why would you try to save a few pennies per pot using lousy media?



This is what the mix of Orchidata, spongerock(Per lite) and 1/3 charcoal looks like:



They use fine

grade for seedlings and a larger sized mix after plants go into a pot larger than 3 inches.

Dave found that using coconut husk medium results in death of the plants. It stays too wet and tends to draw in salts killing the roots.

Dave recommended that at our latitude we put the multiflorals outside for the summer. That way they get the light needed for blooming.

How to rescue a rootless Paph: Method One:

Split bottom leaf in half and carefully remove both halves without breaking off the nub of stem left on the plant. If the nub breaks off there is no place from which roots can grow and the plant is history....



The rootless Paph with its bottom leaf split



Three rootless plantlets put on the edge of damp mound of sphagnum, enclosed in a zip-lock plastic bag.

Remove both halves. Put on edge in ziplock bag Seal the bag and open it once a week for fresh air and inspection. After about a month get new roots, but they are fragile! Gently pot the plants in a pot with the fine Orchidata mix and put the pot in a place where it will not be jostled!



Method Two:
 Remove the bottom leaf as in method one.
 Above the area where the roots came out, tie a twist-tie around the stem nub:
 Plant the prepared plantlet in the Orchidata mix using the artificial roots to keep it steady and keep pot evenly moist. After a year: Yea!!!!



June 2, 2019 Show Table Ribbons

Class	First	Second	Third
Class 1 Cattleya Alliance	C. Canhamiana 'Azure Skys' AM/AOS David Bryan	<i>C.tenebrosa</i> var. <i>aurea</i> David Bryan & Leslie Ee C.(Slc)KatherineClarkson 'SVO' HCC/AOS X Ct. (Slc) Mem Evelyn Paquette 'SVO' John Vermeer Enanthleya Twilight Magic 'Early Bird' Synea Tan	Rth. (Pot) Shion Free 'Little Boy' John Vermeer Rlc.(Pot)Stippled Sunset John Vermeer
Class 2 Paphiopedilium	Phrag Peruflora's Cirila Alca 'Lady Sansa' AM/AOS Daniel Scher	Paph. Blushing Petula 'Cad's Northern Light' AM/AOS David Bryan <i>Paph delenatii</i> Terry Kennedy	Paph. Black Diamond Synea Tan Paph Berenice David Bryan Paph Hungsheng Bay Anita Kho
Class 3 Phalaenopsis and Vanda Alliance	<i>Neofinetia (Vanda) falcata</i> 'momoyamanishiki' 'Flora Peculia' JC/AOS Terry Kowalczuk	Phal. Surf Soon X Little Gemstripe X Salu Peoker Joe DiCiommo	
Class 4 Oncidium and related	Onc Sherry Baby Sue Loftus		
Class 6 Dendrobium	Den. Stardust ,Firebird' Synea Tan	<i>Den. chrysotoxum</i> Synea Tan <i>Den. trinervum</i> Anita Kho	<i>Dendrobium Mtn's Butterfly Kisses (Den. glomeratum X Den. cuthbertsonii)</i> 'White' Anita Kho
Class 7 All Others	<i>Disa kewensis</i> Anita Kho	<i>Disa kewensis</i> 'Pink' Anita Kho	
Class 9 Baskets and Displays	Beautiful Basket Erika Lorincz		