

# 2017 NORTHWESTERN FOOTBALL MEDIA GUIDE





## TABLE OF CONTENTS

President Morton Schapiro .....	2
VP for Athletics and Recreation Jim Phillips .....	3-5
Ryan Fieldhouse and Walter Athletics Center .....	6
2017 Northwestern Wildcats .....	7-78
Head Coach Pat Fitzgerald .....	8-9
Quick Facts and Schedule .....	10
All-Time Opponents .....	11
2017 Team Preview/Returners .....	14-17
Returners .....	18-57
Newcomers .....	58-64
Coaching Staff .....	65-73
Support Staff .....	74-78
2016 Season Review .....	79-103
Honors and Awards .....	80
Statistics .....	81-90
Game Recaps .....	91-103
Northwestern History .....	104-137
Year-by-Year Reecords/Coaches Records .....	105
Year-by-Year Results .....	106-110
All-Time Letterwinners .....	111-115
Wildcats in the NFL .....	116-120
Wildcats in the Pros .....	121-122
Otto Graham/Chris Hinton .....	123
Postseason Honors and Awards .....	124-128
College Football Hall of Fame .....	129
Bowl History .....	130-137
Record Book .....	138-164
Total Offense .....	139-140
Passing .....	141-145
Receiving .....	146-148
Rushing .....	149-151
All-Purpose .....	152
Kickoff and Punt Returns .....	153-155
Defense .....	156-158
Scoring .....	159-161
Punting .....	162
Team Offense/Defense .....	163-164
2017 Opponent Opponent Information .....	165-177
Northwestern Media Information .....	178





Northwestern University President

# MORTON SCHAPIRO

Morton Schapiro began his term as the 16th president of Northwestern University on September 1, 2009. He is a professor of economics in Northwestern's Judd A. and Marjorie Weinberg College of Arts and Sciences and also holds appointments in the J. L. Kellogg School of Management and the School of Education and Social Policy.

President Schapiro is among the nation's leading authorities on the economics of higher education, with particular expertise in the area of college financing and affordability and on trends in educational costs and student aid. He has testified before US Senate and House committees on economic and educational issues and is widely quoted in the national media on those issues.

Previously President Schapiro was president of Williams College from 2000 to 2009. Earlier he had served as a member of the Williams College faculty from 1980 to 1991 as professor of economics and assistant provost. In 1991 he went to the University of Southern California, where he served as chair of the Department of Economics until 1994 and then as dean of the College of Letters, Arts and Sciences until 2000. During his last two years as dean, he also served as the university's vice president for planning.

President Schapiro has written more than 100 articles and written or edited nine books. The books include: *Cents and Sensibility: What Economics Can Learn from the Humanities* (with Gary Saul Morson, Princeton University Press 2017); *The Student Aid Game: Meeting Need and Rewarding Talent in American Higher Education* (with Michael McPherson, Princeton University Press 1998); *Keeping College Affordable: Government and Educational Opportunity* (with Michael McPherson, Brookings Institution 1991); plus an edited volume: *The Fabulous Future? America and the World in 2040* (with Gary Saul Morson, Northwestern University Press 2015).

He has received research grants and contracts from the National Science Foundation, the US Department of Education, the World Bank, the Andrew W. Mellon Foundation, the Spencer Foundation, the College Board, the Organization for Economic Cooperation and Development, and other groups to study the economics of higher education and related topics. In 2010 he was elected a fellow of the American Academy of Arts and Sciences, and in 2017 he was elected to the National Academy of Education.

He received his bachelor's degree in economics from Hofstra University and his doctorate from the University of Pennsylvania.

President Schapiro and his wife Mimi have three children: Matt, Alissa and Rachel.





Vice President for Athletics and Recreation

# DR. JIM PHILLIPS

James J. Phillips became Northwestern's 21st director of intercollegiate athletics and recreation on April 14, 2008, bringing with him a track record of success at the Division I level and a commitment to the values Northwestern always has maintained in collegiate athletics. Four years into his tenure, Northwestern President Morton Schapiro elevated Phillips to the position of Vice President for Athletics & Recreation.

One of 10 children from a middle-class family and a native of the Portage Park neighborhood on Chicago's northwest side, Phillips has proven to be the perfect fit to lead Northwestern's 19-sport program in the nation's No. 3 market. His deep Windy City roots and family orientation are an integral part of his core philosophy of providing student-athletes with a "world-class experience" that enables them to thrive academically, socially and athletically.

While successfully elevating the profile of Northwestern Athletics locally, Phillips has simultaneously garnered the respect of his peers across the college sports landscape. He was elected as the inaugural chair of the National Collegiate Athletic Association (NCAA) Division I Council in February 2015. During a two-and-a-half year term, he served as the first-ever sitting athletic director on the NCAA Board of Directors and Board of Governors. In March of 2017, he was appointed to the NCAA Division I Men's Basketball Selection Committee, Northwestern's first representative in 50 years. He also was appointed to the Fiesta Bowl Board of Directors in early June.

In February of 2016, Phillips was honored as the National Association of Collegiate Directors of Athletics (NACDA) Under Armour Athletic Director of the Year in FBS, his second honor in four years after also being recognized in 2012. During the summer of 2016, he and Northwestern hosted the Division 1A Athletic Directors' Association Institute, a development conference for aspiring athletic directors, the first campus to do so.

During the course of his Northwestern tenure, Phillips has completed a two-year stint as the Athletic Director Chair of the Big Ten Conference, representing the league's A.D.'s on the Executive Committee of the BIG Joint Group, while simultaneously working as a member of the Rose Bowl Management Committee. He served as a member of the NCAA Awards, Benefits, Expenses and Financial Aid Cabinet, and is an athletic mentor in the NCAA Pathway Program. He also has served on the NCAA Champions Forum panel, a group of football coaches and athletic directors making an effort to increase the hiring and awareness of minority football coaches.

He served as the president of the National Association of Collegiate Directors of Athletics (NCAA), the first Northwestern A.D. to be elected to the position.

He also is a member of the NACDA Executive Committee, a mentor in the NCAA Fellows Leadership Development Program, and a member of the Association of Governing Boards of Colleges & Universities. Phillips serves on the boards of World Sport Chicago as well as GENYOUth, and previously served on Chicago's bid committee for the 2016 Olympic Games. He is an adjunct professor of management and organizations at Northwestern's world-renowned Kellogg School of Management, instructing a course in Comprehensive Perspectives for Leading a Sports Entity. He has previously lectured in the Northwestern School of Continuing Studies' Master's in Sports Administration program.

Academically, Wildcats student-athletes have had banner years with Phillips at the helm. Northwestern has surpassed 200 Academic All-Big Ten honorees in each of the last seven years, including in 2016-17 when a school-record 245 NU student-athletes earned the distinction. The group of nearly 500 student-athletes representing 19 varsity athletic programs combined to post a record GPA of 3.338 during the academic year. The spring of 2017 represents the 33rd consecutive quarter in which the Wildcats exceeded a 3.0 average GPA as a group, with more than 75 percent of student-athletes posting a GPA of 3.0-or-better individually. Northwestern's young men and women also earned 60 prestigious Big Ten Distinguished Scholar Awards, representing a school-record 18 teams.

NU scored a 97 percent overall Graduation Success Rate (GSR) in the latest data released by the NCAA, a figure which leads the Big Ten by seven percentage points and ranks among the best scores in the nation. The Wildcats have scored 96 percent-or-higher overall in every year that GSR data has been released, finishing in the Top-4 among FBS athletic departments.

In the NCAA's Academic Progress Rate (APR) data, Northwestern Football ranked second among all FBS programs with a multi-year rate of 991, while a Big Ten-record 15 Northwestern teams earned Public Recognition Awards in 2015 for ranking in the top 10 percent of their respective sports in the latest multi-year APR reports. The Wildcats have paced the Big Ten in APR every year since the award's inception in 2004-05.

Ten varsity programs earned Public Recognition Awards from the NCAA for their performance in the Academic Progress Rate, marking the sixth consecutive year more than half of all Wildcats teams received the honor. Northwestern football (995) posted the No. 1 rate in the nation among all FBS schools. The Wildcats football family has ranked first or second among FBS institutions for seven consecutive years. Wildcats men's soccer, women's golf and volleyball are among an elite group of 93 teams from across the country that have received the Public Recognition Award each year. In 2017, among the more than 470,000

student-athletes across the NCAA, Nandi Mehta was one of just two awarded the prestigious Walter Byers Postgraduate Scholarship.

Northwestern continues to be among the nation's leaders in community service under Phillips, who in 2011 oversaw the creation and hiring of NU's first assistant A.D. for community relations. All of Northwestern's nearly 500 student-athletes participated in at least one philanthropic initiative during the 2016-17 academic year, with the group totaling more than 5,500 hours in service of more than 100 community organizations. This marks the seventh-consecutive year Wildcats have accumulated more than 5,000 hours of service in Evanston and throughout Chicagoland. That emphasis on outreach has also included athletic department staff since 2012, during the annual Staff Service Day in early June.

Further improving the student-athlete experience, not just while they are in school but for the remainder of their professional lives, Phillips facilitated the 2012 institution of the trailblazing 'NU For Life' program, managed by the assistant A.D. for career enhancement and employer relations. The innovative four-year program is dedicated to guiding student-athletes toward their professional passion, connecting them with desirable internship and job opportunities, and preparing them for lifelong success after their playing careers are complete.

Phillips has pursued an aggressive plan to ensure success for Northwestern on and off the field of play, embarking on a number of major projects during his tenure. One of his first actions was to begin the implementation of a Department of Athletics and Recreation re-organization that was completed in January of 2009. The athletic department's existing infrastructure was broken into three key areas: internal, external and student-athlete well-being.

In the external area in 2010, Northwestern launched the first wide-ranging marketing campaign in the history of the athletic department. The ongoing campaign, with the tagline "Chicago's Big Ten Team," aims at building brand awareness and driving ticket sales over a multi-year time frame. Northwestern athletic competitions and events in Chicago have become a regular occurrence under Phillips, raising the awareness of Northwestern's brand throughout Chicagoland. In 2009, the Wildcats baseball team defeated Notre Dame at U.S. Cellular Field, the home of the Chicago White Sox. In 2010, Phillips signed a deal for Northwestern to face Illinois at Wrigley Field on Nov. 20, in what was the first football game at the "Friendly Confines" since 1970 and the first college football game at the venue since 1938.

Phillips then solidified NU's relationship with the historic North Side franchise, announcing in 2013 a reciprocal event and marketing agreement with the Cubs that provides opportunities for numerous NU programs to stage competitions at the venue. The series officially began on April 20, 2013, when Northwestern defeated Big Ten rival Michigan in the Friendly Confines, and continued in 2014 when the Wildcats' seven-time NCAA champion women's lacrosse team hosted the first-ever college lacrosse game at the ballpark, defeating the University of Southern California.

In February of 2016, Northwestern Athletics agreed to a broadcast rights extension with WGN Radio AM-720 as the home of Wildcats football and men's basketball through the end of the 2019-20 basketball season. WGN has been the home of the Wildcats, with play-by-play voice Dave Eanet, since 1996.

Phillips launched the first master facility plan study in Northwestern history in November of 2010 and, in 2012, announced approval by the Board of Trustees to build a major complex for athletic and recreational activities on the north end of NU's main Evanston campus.

The first steps in that plan were to address the needs of the campus community, and in 2012 the university opened a multi-million dollar sailing center on Lake Michigan, recognized as a leader in energy and environmental design and honored by the U.S. Green Building Council with USGBC LEED Gold Certification.

The university also unveiled a 30,000 square-foot expansion and renovation of Henry Crown Sports Pavilion, which included three new fitness studios, a 7,000-square foot strength and conditioning area, two massage therapy suites, classrooms and offices. Recreational facility visits by the university community have increased by 27 percent since 2008, to more than 530,000. Club sport participation has risen 41 percent over that same period to 1,300, and intramural participation exceeds 8,600. New flooring and branding has been installed in both Patten and Blomquist gyms, refurbishing two of campus' most used recreational facilities.

Northwestern opened the new Rocky & Berenice Miller Park, a rigorous two-year

project built on the exact site of the former Rocky Miller Park, without displacing Northwestern Baseball from its home. In 2016, the new Lanny & Sharon Martin Stadium, Chap & Ethel Hutcheson Field and Lakeside Field venues alongside Lake Michigan were officially opened, and NU broke ground on the \$265-million Walter Athletics Center, Ryan Fieldhouse and Wilson Field, the core pieces of the university's transformational lakefront athletics facilities.

Approved in 2016, work began this spring on a complete, \$110-million renovation of Welsh-Ryan Arena, an ambitious 18-month rebuild of the department's most used and versatile venue. It also was announced that the new \$20 million Trienens Performance Center, a state-of-the-art development facility to be constructed inside the existing Trienens Hall, will open in late 2018 or early 2019.

Northwestern and Under Armour began a historic and unprecedented multi-year partnership in 2012 that designates Under Armour as the official outfitter of the university's athletic program. The partnership represented Under Armour's first outfitter agreement with a Big Ten Conference athletic program. A leader in performance apparel, footwear and accessories, Under Armour outfits all of Northwestern's 19 men's and women's varsity athletic teams.

Along with the landmark Under Armour agreement, the department has signed major corporate sponsorship deals since partnering with Learfield Sports in March of 2011 and re-branding the entity Northwestern Sports Properties (NSP). Northwestern's total number of sponsors has increased from 40 to more than 100, including prominent partners such as AT&T, BMO Harris, USG, Allstate, Northwestern Medicine, Nissan, State Farm, Coca-Cola & Athletico Physical Therapy.

The Wildcats football season ticket base increased from 10,600 in 2009 to more than 21,000 just four years later, an all-time high. Attendance is up more than 6,000 fans per game at Ryan Field over the last ten seasons, and NU established three football ticket revenue records in the past seven years.

In advance of its complete overhaul, the old Welsh-Ryan Arena went out with a bang as Northwestern sold out a record five 2017 men's basketball games in advance of gameday. The basketball season ticket base has risen from 2,100 in 2009, to nearly 3,700 during the 2016-17 campaign. Basketball ticket revenues hit record highs in seven consecutive seasons from 2010-11 to 2016-17.

In collaboration with the Office of Alumni Relations & Development, Phillips completely overhauled and expanded the Athletics Development staff beginning in 2012 in preparation for We Will: The Campaign for Northwestern. Since launching the campaign, Athletics & Recreation has secured nearly \$340 million in gifts, surpassing the initial \$285 million goal with nearly three years remaining. The department launched the elite Otto Graham Society, which consists of 60 members who have committed nearly \$11 million to the Wildcat Fund. Annual giving to the Wildcat fund has increased more than 60 percent from FY12 to FY16, while total donors have increased from 4,700 to a projected 6,000+.

In competition, Northwestern has achieved historic success. During Phillips' time in Evanston, lacrosse, softball, women's golf, fencing, men's soccer, women's soccer, women's tennis, field hockey, men's swimming and wrestling all have won team or individual conference championships.

Seven of Northwestern's 13 all-time bowl appearances have been earned since 2008. Two of the program's three bowl victories have captivated the Wildcats community in the last five seasons. And three of the team's four 10-win seasons, including two in the last five years, have happened with Dan & Susan Jones Head Football Coach Pat Fitzgerald on the field as a student-athlete or coach. The Orland Park native, and two-time National Defensive Player of the Year, recently signed a contract extension securing his future in Evanston through 2026. In addition to posting the best academic performance in major college football, the 'Cats have had multiple players selected in each of the last three National Football League Drafts.

In 2013, former Illinois Mr. Basketball Chris Collins was recruited away from his alma mater, Duke University, to lead the Wildcats men's basketball program. Now endowed as the Sullivan-Ubben Head Men's Basketball Coach, the 'Cats win total has gone up every season since Collins arrived, culminating in a school-record 24 this year. During the spring of 2017, the team took the entire Wildcats family on a joyous ride to the program's first NCAA Men's Basketball Tournament in 78 years, as well as its first NCAA Tournament victory. In April of 2017, Phillips announced a long-term contract extension for Collins that secures his future in

Evanston through 2025.

Women's soccer needed a transformational leader in 2011, and Michael Moynihan was identified as the perfect fit for the Wildcats. He took the program back to the NCAA Tournament in 2015 for the first time since 1998, and this past season guided the 'Cats to their first Big Ten Conference championship and a run to the NCAA Sweet 16. Men's soccer has captured three pieces of Big Ten hardware in the last five seasons, and head coach Tim Lenahan and staff have produced professionals Tyler Miller, Cole Missimo and Joey Calistri.

An outside-the-box hire when made in 2008, Emily Fletcher has helmed Wildcats women's golf to three Big Ten titles in the last five years, a 2017 NCAA stroke play championship, and a runner-up finish in the NCAA Match Play Championship. Northwestern's male and female golfers are the beneficiaries of a collaborative leadership structure put in place in 2014 that includes Fletcher, head men's coach Davis Inglis and Director of Golf Pat Goss, one of the world's top teachers.

Regarded as one of the most prolific players in the history of the sport, head coach Tracey Fuchs is a field hockey icon. She was recruited to Northwestern and quickly turned the Wildcats into a national power with a pair of Big Ten titles in recent years. The Hall of Famer has coached four student-athletes since 2010 who have totaled eight All-America honors, and has also been actively involved with Team USA where she coached in the Pan-American Games and the Junior World Cup.

Women's basketball returned to the NCAA Tournament for the first time since 1997, and this spring Nia Coffey was selected with the fifth overall pick in the WNBA Draft by the San Antonio Stars.

Northwestern's powerhouse lacrosse program has won five national championships in the past 10 seasons, earned a national runner-up finish and advanced to two more national semifinals. Head coach Kelly Amonte Hiller has guided the Wildcats to a winning record - and the postseason - in each of the past 10 years.

Wildcats swimming & diving was able to lure two-time Mountain West Coach of the Year and Northwestern alumna Abby Steketee back to Evanston. She has invigorated the program, including sophomore Olivia Rosendahl's 2017 NCAA Platform Diving championship, the first in school history.

The Wildcats have been represented in each of the last three Summer Olympic Games, including by swimmers Valerie Gruest-Slowing and Jordan Wilimovsky in Rio in 2016. In the summer before his senior season, Wilimovsky became the first American to compete in both indoor and outdoor swimming events in the same Olympics.

Men's tennis has posted five straight 20-win seasons and played in six consecutive NCAA tournaments under head coach Arvid Swan. His squad has boasted multiple All-Big Ten honorees in six consecutive seasons.

Women's tennis has been a model of consistent excellence, earning a Big Ten championship trophy in seven of the last 10 seasons with Claire Pollard at the helm. Since 2008, Pollard has coached five All-Americans and been recognized twice as Big Ten Coach of the Year.

The softball program, under head coach Kate Drohan, has had significant success in the past decade, winning 30-or-more games four times and advancing to six NCAA tournaments. Three Wildcats have earned a total of five All-America nods under Drohan, while four have been recognized as Academic All-Americans.

An opening atop the volleyball program in 2015 lured Shane Davis, the head coach of the two-time defending national champions in the men's college game. A similar opportunity to lead Northwestern baseball brought Spencer Allen to Evanston, the first-ever African-American head baseball coach in the Big Ten Conference. In his second season, Allen took the Wildcats to the Big Ten championship game for only the second time in history.

Recruited away from a national powerhouse in 2015, head coach 'AHavahla Haynes, a Northwestern alum, has raised the standard for Northwestern cross country. First-year student-athlete Audrey Roberts was the third-fastest member of Team USA at the 2017 IAFF Cross Country World Championships at the Kololo Independence Grounds in Uganda.

Three wrestlers have won national championships going back to 2008, including freshman Jason Tsirtsis in 2014. Mike McMullan became the third four-time

All-American in program history in 2015. Five Northwestern wrestlers have combined to win six Big Ten championships in that span.

Northwestern fencing has been a model of consistency with 10 straight 30-plus win seasons. The program won its conference championship in 2016 and has earned 18 All-America honors in the past decade alone.

Individually, student-athletes have won the Tewaaron Trophy in women's lacrosse (Hannah Nielsen, Shannon Smith), the Big Ten Wayne Duke Award (Mark Ison and Drew Ratner), the Hodge Trophy in wrestling (Jake Herbert) and the Big Ten Conference awards for male and female athletes of the year (Jake Herbert in 2009 and Shannon Smith in 2011, respectively).

Prior to arriving in Evanston, Phillips served as Northern Illinois' athletic director for four years beginning in 2004. During that time, the Huskies had unprecedented athletic success and consistent academic achievements. On July 1, 2006, Phillips was promoted to associate vice president, in addition to his director of athletics title, after already being recognized by his peers in the Mid-American Conference with his selection to serve as chairman of the MAC Athletic Directors' Council. He was honored with the 2007 General Robert R. Neyland Outstanding Athletic Director of the Year award while at NIU, and was a member of the NCAA Women's Basketball committee during his time in the MAC.

Phillips was extraordinarily successful in fundraising and marketing at Northern Illinois. He spearheaded the fundraising and construction of the \$14-million Yordon Academic and Athletic Performance Center at NIU, the largest capital project in the athletic department's history, and led several successful fundraising campaigns for athletics. In addition, the Huskies opened an indoor practice facility for baseball, softball and men's and women's golf, and began construction in the spring of 2008 on a new soccer/track and field complex.

During Phillips' tenure in DeKalb, he was instrumental in scheduling high-profile football games against Michigan and Ohio State that resulted in national television appearances for NIU. He also negotiated playing the University of Iowa in 2007 at Soldier Field in Chicago as a home game, which sold out in less than a week. In addition, Phillips negotiated a multi-year radio rights agreement for WSCR-AM (The Score) in Chicago to carry football, men's basketball and a weekly NIU live radio show discussing all Huskie athletic programs. Phillips also negotiated a television deal with Comcast SportsNet Chicago to carry football games and a weekly show called Inside Huskie Sports.

A 1990 graduate of the University of Illinois, Phillips started his career as a manager and student assistant in Illinois' athletic department. He earned a master's degree in education at Arizona State University while serving as a restricted earnings basketball coach during a period in which the Sun Devils reached the postseason in five straight years.

Phillips holds a Ph.D. in educational administration from Tennessee, which he completed in the summer of 2007, where he served as an assistant athletics director with the Volunteers until 2000. He directed a \$12.4 million annual athletics giving program, and was directly responsible for identifying, cultivating and soliciting all major gifts and donations for the Volunteer athletic program. He helped originate the first-ever capital campaign for athletics at UT that raised more than \$50 million for endowments, facilities and programs. In addition, he supervised several athletic programs and a variety of other areas.

Phillips then moved to the University of Notre Dame in 2000, where he served as associate director of athletics and senior associate director of athletics for external affairs. During 2002-03, he helped launch the Rockne Heritage Fund, which became the first athletics annual fund that directly benefited student-athlete grant-in-aid scholarships. In addition, he managed the ticket office, various corporate sponsorships, athletic programs and a weekly Irish radio show. At the same time, Phillips played an integral part in the funding of a new \$24-million, 96,000-square foot athletics facility. At Notre Dame, Phillips directed all phases of the athletics community relations program and helped develop new institutional and departmental advancement programs.

Phillips and his wife, Laura, have five children: Luke, Madeline, Meredith, John and James.

Ryan Fieldhouse, Wilson Field, the Walter Athletics Center, Martin Stadium, and Hutcheson Field from the north



Ryan Fieldhouse and Walter Athletics Center

On November 13, 2015, Northwestern broke ground on new athletics and recreation facilities on the Evanston campus. The new facilities on Lake Michigan are critical to Northwestern's ability to deliver a world-class experience—academically, socially, and athletically.

**Ryan Fieldhouse** will provide one of the most versatile indoor practice, competition, and recreation venues in the nation. Housing **Wilson Field**, it will host football and soccer practice, lacrosse competition, club and intramural activities, and special events such as Dance Marathon and Freshman Convocation.

The fieldhouse's footprint will also include the following spaces:

- Strength and conditioning space for Olympic sports teams
- Student-athlete wellness and support floor (sports medicine, locker rooms, equipment rooms, and meeting spaces)
- The **Mitchell and Valerie Slotnick Family Atrium** will provide a dramatic and versatile entrance into Ryan Fieldhouse.

**The Walter Athletics Center** will serve as the new operational home for Northwestern Athletics. Offering the best in sports performance, nutrition, locker rooms, and academic support that Wildcats need to flourish, this

vital facility will streamline the day-to-day experience for student-athletes. The building will feature:

- Football leadership center (locker room, meeting rooms, strength and conditioning space, and coaches' offices)
- **The Kimberly K. Querrey and Louis A. Simpson Wing**, the student-athlete development and nutrition floor (includes the nutrition center, dining facility, academic services, NU for Life, and compliance).
- Athletics leadership floor, including Olympic sports and administrative offices
- Auditorium, accommodating team and staff meetings

Outdoor venues have been transformed as well. **Lanny and Sharon Martin Stadium**, home to Northwestern lacrosse and soccer, received significant renovations including a new turf field, lighting upgrades, and state-of-the-art video equipment.


**Chap and Ethel Hutcheson Field** provides a turf practice field for football with spectacular views of Lake Michigan and the Chicago skyline.

At **Lakeside Field**, a new artificial playing surface was installed for our field hockey program in the summer of 2015.

The renovated **Henry Crown Sports Pavilion**, serving the entire University community, features new locker rooms and improved space for aerobics, yoga, and other exercise classes. The facility's expansion added 30,000 square feet of studios, a wellness area, and strength-training space.

Additions to the **Dellora A. and Lester J. Norris Aquatics Center** will include a dedicated dry-land training space, varsity locker rooms, and support spaces critical for training and competition.

These investments represent a transformational opportunity to unite the Northwestern community and provide our student-athletes with resources to compete at the highest level.



**2017 NORTHWESTERN WILDCATS**





Dan and Susan Jones Family Head Football Coach

# PAT FITZGERALD

Already the second-longest tenured Big Ten head coach at the age of 41, Pat Fitzgerald's 11 seasons at the helm of Northwestern have been spent building upon the tradition he helped establish as a Hall-of-Fame linebacker for the Wildcats in the mid-1990's. Characterized by his motivational skills, enthusiasm and passion for all things Northwestern, Fitzgerald has shaped Chicago's Big Ten Team into one that consistently achieves excellence in all three phases of the student-athlete experience: academics, athletics and community outreach.

Taking over as head coach in 2006 after the sudden passing of his friend and mentor, Randy Walker, Fitzgerald provided leadership and stability in a trying time and has continued Walker's legacy of producing winning football teams while preparing young men for long-term success in life.

Fitzgerald has led the Wildcats to seven bowl appearances in his 11 seasons and has guided the 'Cats to two of their three bowl wins in program history. Most recently, Chicago's Big Ten Team defeated No. 23 Pittsburgh in the 2016 New Era Pinstripe Bowl in Yankee Stadium, 31-24. After a slow 1-3 start to the season, the Wildcats won six of their last nine games to finish the 2016 season with a winning record of 7-6 for the sixth time under Fitzgerald.

The fifth-year seniors of the 2016 class became the first group in program history to earn a pair of bowl victories with their wins in the Pinstripe Bowl and TaxSlayer Bowl in 2013.

The 2015 season saw the Wildcats earn a trip to their sixth bowl under his guidance with an appearance in the New Year's Day Outback Bowl in Tampa, Florida. Behind one of the nation's stingiest defenses and a ground and pound offense, the Wildcats opened the season with a 16-6 victory over No. 21-ranked and 2016 Rose Bowl Champion Stanford. The victory sparked a 5-0 start for the 'Cats and led to Chicago's Big Ten Team matching a program record with 10-wins, including five straight to close the regular season. NU finished the season ranked in the top 25 in both the Associated Press and USA Today/Coaches Poll.

Northwestern's senior class of 2016 became the first in program history to post a pair of 10-win seasons and a pair was selected in the 2016 NFL Draft as defensive Dean Lowry was picked by the Green Bay Packers in the fourth round and superback Dan Vitale was taken in the sixth round by the Tampa Bay Buccaneers. Additionally, five members of the 2016 class signed undrafted free agent contracts.

From 2008-12, Fitzgerald guided the Wildcats to five consecutive bowl berths, most recently in the 2012 campaign when NU capped a tremendous 10-win

season with a landmark victory over Mississippi State in the TaxSlayer.com Gator Bowl. The 2012 'Cats, who played in a New Year's Day bowl game for the third time in five years, earned a No. 17 year-end ranking in the USA Today/Coaches Poll, the best positioning for any Big Ten team.

Consequently, four consecutive senior classes to graduate from the Northwestern football program during that timeframe set or tied the school record for most career wins by a five-year senior class, with the 2012 group going out as the winningest NU senior class in history with 40 victories to its credit. Likewise, Fitzgerald's Gator Bowl victory on Jan. 1, 2013, marked the 50th of his career, officially making him the winningest head coach in Northwestern Football history.

Away from the gridiron, Fitzgerald's players have achieved at the highest levels in the classroom, last fall placing a record 39 players on the Academic All-Big Ten team en route to posting a program-record 3.14 GPA for the 2015-16 academic year. In 2012, Northwestern collected top national honors in the AFCA Academic Achievement Award for the seventh time since 1998. Additionally, Fitzgerald's program ranked second among all FBS programs in the recently released multi-year Academic Progress Rating (APR), posting a score of 992 out of a possible 1,000 in the measure of player retention and eligibility.

Beginning in January 2018, Fitzgerald will be on a three-year term as a member of the National Football Foundation's Board of Directors.

NU also goes to great lengths to make a difference in the community. Fitzgerald, his family and his players partake in countless charitable events, impacting the NU and Evanston communities through their participation in Northwestern Dance Marathon, Special Olympics, Misericordia, the NU chapter of Uplifting Athletes, weekly school and children's hospital visits, and dozens of other organizations. Additionally, a Wildcat also has been selected to the prestigious Allstate AFCA Good Works Team® in seven of the last year years (only 11 players from FBS football claim the honor each season), most recently place-kicker Jeff Budzien in 2013.

As a player in 1995, Fitzgerald was the leader of a suffocating Wildcats defensive unit that led the nation in scoring defense and anchored NU's storybook run to the Big Ten championship and Rose Bowl. He capped the year by winning both the Nagurski and Bednarik Awards as the nation's top defensive player and also was the Big Ten, Chevrolet and Sports Illustrated Defensive Player of the Year. Fitzgerald accomplished all of this despite suffering a broken leg in the penultimate regular-season game.

Fitzgerald recovered from that injury and in 1996 he again led the Wildcats to a share of the Big Ten title. He repeated as recipient of the Nagurski and Bednarik Awards, becoming the first two-time winner of both honors and laying the groundwork for his selection in 2008 to the College Football Hall of Fame. A two-time first-team All-American, Fitzgerald started 23 career games and totaled 299 tackles, including 20 for loss. He also forced five fumbles and intercepted three passes.

Prior to his return to Northwestern, Fitzgerald was a defensive graduate assistant at Maryland (1998) and Colorado (1999) before taking his first full-time position at Idaho in 2000.

In 2001, esteemed NU head coach Randy Walker brought Fitzgerald back to Evanston, hiring him to coach the defensive secondary and eventually tabbing him the 'Cats' recruiting coordinator. Named one of college football's top recruiters by SI.com in 2005, Fitzgerald mentored two-time All-Big Ten linebacker and former St. Louis Ram Tim McGarigle, the all-time leading tackler in NCAA history.

Fitzgerald remained an assistant coach before being named Northwestern's 29th head coach on July 7, 2006 under the most difficult of circumstances, succeeding Walker after his sudden passing on June 29, 2006. Fitzgerald remained the youngest head football coach among Football Bowl Subdivision schools until Lane Kiffin was hired by Tennessee on Dec. 1, 2008.

The program has steadily gained momentum in the years since Fitzgerald took over as head coach, starting with a challenging 4-8 campaign in 2006, when just weeks before the season began, Walker's death rocked the NU football program. In 2007, the Wildcats achieved bowl-eligibility with a 6-6 mark but did not play in a postseason game due to a lack of bowl slots for Big Ten teams. The 2007 Wildcats boasted a prolific offense that has become synonymous with NU teams of late, leading the Big Ten in regular-season total offense.

In 2008, a dramatically improved defense and strong special teams play led the 'Cats to a nine-win season and a berth in the Valero Alamo Bowl against Missouri, their first postseason appearance since taking on UCLA in the 2005 Sun Bowl. Northwestern touted the nation's fifth-most improved scoring defense and the Wildcats set a single-season school mark for rushing defense (126.4 ypg), breaking the mark that Fitzgerald and his teammates established in 1995. NU's 5-0 season start in 2008 was its best since the 1962 campaign, when the Wildcats were 6-0 and ranked No. 1 in the nation. For his efforts, Fitzgerald was named

the 2008 Big Ten Coach of the Year by the Touchdown Club of Columbus, a semifinalist for the George Munger Coach of the Year Award and a finalist for the Liberty Mutual Coach of the Year Award.

In 2009, the Wildcats returned to a New Year's Day Bowl game, their first since Fitzgerald was a student-athlete playing Tennessee in the 1997 Citrus Bowl. Fitzgerald's 2009 club was, perhaps, one of the most resilient teams in recent memory, overcoming a number of injuries (especially on defense) and some difficult defeats, only to finish with a "November to remember." The Wildcats opened the month by knocking off unbeaten Iowa, which at the time was ranked No. 4 in the BCS. NU then went to Illinois and defeated its in-state rival before returning home to edge No. 16 (BCS) Wisconsin in the regular-season finale.

The strong finish made the Wildcats a "wanted" bowl team and they landed a berth in the Outback Bowl on Jan. 1. In that game, Northwestern played with the "heart of a Wildcat," overcoming a number of double-digit deficits only to fall 38-35 in overtime to Auburn. That game was widely recognized as the best bowl game of 2009-10, and one of the all-time most exciting postseason games.

In 2010, Northwestern raced to another 5-0 start before beating nationally ranked Iowa on Nov. 13 to move to 7-3 and climb back into the top-25. A season-ending injury to first-team All-Big Ten quarterback Dan Persa, however, slowed the 'Cats' ascent in the national rankings and NU closed the season with a 7-6 mark. Still, NU's third straight winning season under Fitzgerald was capped with yet another New Year's Day bowl berth, a bid to the inaugural TicketCity Bowl at the famed Cotton Bowl in Dallas.

Another strong finish to the schedule (four wins in their final five games) rendered the 2011 Wildcats bowl-eligible for a fifth straight year. The stretch was highlighted by a 28-25 upset of No. 9 Nebraska in Lincoln, which helped position NU for an eventual berth in the Meineke Car Care Bowl of Texas at Reliant Stadium, home of the NFL's Houston Texans.


A graduate of Orland Park's (Ill.) Carl Sandburg High School and a 2003 inductee to the Northwestern Athletics Hall of Fame, Fitzgerald resides in Northfield with his wife, Stacy, and three sons, Jack, born in November 2004, Ryan, born in September 2006, and Brendan, born in February 2009.

### Fitzgerald's Coaching Experience

Year	School	Position
1998	Maryland	Defensive Graduate Assistant
1999	Colorado	Defensive Graduate Assistant
2000	Idaho	Linebackers/Special Teams
2001	Northwestern	Defensive Backs
2002-03	Northwestern	Linebackers
2004-05	Northwestern	Linebackers/Recruiting Coordinator
2006-Present	Northwestern	Head Coach

### Fitzgerald's Head Coaching Record Year-by-Year

Year	School	Record	Big Ten	Postseason
2006	Northwestern	4-8	2-6	n/a
2007	Northwestern	6-6	3-5	n/a
2008	Northwestern	9-4	5-3	Valero Alamo Bowl
2009	Northwestern	8-5	5-3	Outback Bowl
2010	Northwestern	7-6	3-5	TicketCity Bowl
2011	Northwestern	6-7	3-5	Meineke Car Care Bowl of Texas
2012	Northwestern	10-3	5-3	TaxSlayer.com Gator Bowl Champions
2013	Northwestern	5-7	1-7	n/a
2014	Northwestern	5-7	3-5	n/a
2015	Northwestern	10-2	6-2	Outback Bowl
2016	Northwestern	7-6	5-3	New Era Pinstripe Bowl Champions
<b>Totals</b>	<b>11 years</b>	<b>77-61</b>	<b>41-47</b>	<b>7 Bowl Games</b>





## GENERAL INFORMATION

**School:** Northwestern University  
**Location:** Evanston, Ill.  
**Enrollment:** 8,367  
**Nickname:** Wildcats  
**Founded:** 1851  
**School Color:** Purple  
**Conference:** Big Ten  
**Stadium (Capacity):** Ryan Field (47,130)  
**Playing Surface:** Grass  
**Affiliation:** NCAA Division I (FBS)  
**President:** Morton Schapiro (Hofstra, 1975)  
**Vice President for Athletics and Recreation:** Jim Phillips (Illinois, 1990)  
**Athletic Dept. Phone:** (847) 491-3205

## HISTORY

**First year of football:** 1882  
**All-time bowl record:** 3-10  
**Years in postseason play:** 13  
**Last postseason appearance:** 2016 New Era Pinstripe Bowl  
**Result:** Win (31-24) vs. No. 23 Pittsburgh  
**All-time record:** 525-658-44 (134 seasons)  
**Big Ten Championships (8):** 1903, 1926, 1930, 1931, 1936, 1995, 1996, 2000  
**Consensus All-America Selections:** 13  
**First-Team All-Big Ten Selections:** 138

## ATHLETIC COMMUNICATIONS

**Asst. AD for Athletic Communications/ Football Contact:** Paul Kennedy  
**Email:** pkennedy@northwestern.edu  
**Office Phone:** (847) 467-2028  
**Cell Phone:** (312) 497-5990

**Assistant Director/Football Contact:** Kyle Kelley  
**Email:** kyle.kelley@northwestern.edu  
**Office Phone:** (847) 491-8800  
**Cell Phone:** (989) 400-1705

## Associate Directors:

Nick Brilowski, Doug Meffley  
**Assistant Directors:** Ray O'Connell, Carsten Parmenter, Preston Michelson  
**Sr. Director of Broadcast Operations:** Rob Coons  
**Assistant Directors of Broadcast Operations:** Dallas Abel, Ben Rohde, Zach Halsey  
**Office Phone/Fax:** (847) 491-7503/491-8818  
**Mailing Address:** 1501 Central Street, Evanston, IL 60208  
**Web Site:** NUSports.com  
**Twitter Account:** @NU\_Sports, @NUFBFamily  
**Instagram:** NUFBFamily  
**Facebook:** /nufbfootball

## HEAD COACH

Pat Fitzgerald  
 (Northwestern, 1997)  
**Career Record (year):** 77-61 (12<sup>th</sup>)  
**NU Record (year):** 77-62 (11<sup>th</sup>)  
**Football office phone:** (847) 491-7274  
**Twitter:** @CoachFitz51

## ASSISTANT COACHES/STAFF

**Randy Bates**  
 Linebackers (Ohio State, 1983)  
**Jerry Brown**  
 Assistant Head Coach/Defensive Backs (Northwestern, 1972)  
**Adam Cushing**  
 Offensive Line (Chicago, 2002)  
**Mike Hankwitz**  
 Defensive Coordinator (Michigan, 1970)  
**Bob Heffner**  
 Superbacks (Temple, 1979)  
**Marty Long**  
 Defensive Line (The Citadel, 1986)  
**Matt MacPherson**  
 Running Backs/Recruiting Coordinator (DePauw, 1998)  
**Mick McCall**  
 Offensive Coordinator/Quarterbacks (Southern Colorado, 1979)  
**Dennis Springer**  
 Wide Receivers (Butler, 1993)  
**Erik Frazier**  
 Graduate Assistant—Offense (Kurtztown, 2011)  
**Tim Brandon**  
 Graduate Assistant—Offense (Wyoming, 2014)  
**Deonte Gibson**  
 Graduate Assistant—Defense (Northwestern, 2015)  
**Cody Cejda**  
 Director of Football Operations (Michigan, 2007)  
**Chris Bowers**  
 Director of Player Personnel (Wittenberg, 1999)  
**Jay Hooten**  
 Director of Football Performance (Capital, 2002)  
**Mike Valentine**  
 Assistant A.D., Equipment Operations (DePauw, 2004)  
**Jacob Schmidt**  
 Director of Player Development (Northwestern, 2010)

## 2017 SCHEDULE

Saturday, Sept. 2 vs. Nevada  
 Evanston, Ill. • Ryan Field  
 Time: 2:30 p.m. CT • TV: Big Ten Network  
 Last Meeting: Sept. 8, 2007 (at Northwestern)  
 Score: Northwestern 36, Nevada 31

Saturday, Sept. 9 at Duke  
 Durham, N.C. • Brooks Field at Walter Wallace Stadium  
 Time: 11 a.m. CT • TV: ESPNU  
 Last Meeting: Sept. 17, 2016 (at Northwestern)  
 Score: Northwestern 24, Duke 13

Saturday, Sept. 16 vs. Bowling Green  
 Evanston, Ill. • Ryan Field  
 Time: 6:30 p.m. CT • TV: Big Ten Network  
 Last Meeting: Dec. 26, 2003 (Motor City Bowl, Detroit, Mich.)  
 Score: #20 Bowling Green 28, Northwestern 24

Saturday, Sept. 30 at Wisconsin  
 Madison, Wis. • Camp Randall Stadium  
 Time: TBA • TV: TBA  
 Last Meeting: Nov. 5, 2016 (at Northwestern)  
 Score: #8 Wisconsin 21, Northwestern 7

Saturday, Oct. 7 vs. Penn State (Homecoming)  
 Evanston, Ill. • Ryan Field  
 Time 11 a.m. CT • TV: TBA  
 Last Meeting: Nov. 7, 2015 (at Northwestern)  
 Score: Northwestern 23, Penn State 21

Saturday, Oct. 14 at Maryland  
 College Park, Md. • Maryland Stadium  
 Time: TBA • TV: TBA  
 Last Meeting: First meeting in program history

Saturday, Oct. 21 vs. Iowa  
 Evanston, Ill. • Ryan Field  
 Time: TBA • TV: TBA  
 Last Meeting: Oct. 1, 2016 (at Iowa)  
 Score: Northwestern 38, Iowa 31

Saturday, Oct. 28 vs. Michigan State  
 Evanston, Ill. • Ryan Field  
 Time: TBA • TV: TBA  
 Last Meeting: Oct. 15, 2016 (at Michigan State)  
 Score: Northwestern 54, Michigan State 40

Saturday, Nov. 4 at Nebraska  
 Lincoln, Neb. • Memorial Stadium Lincoln  
 Time: TBA • TV: TBA  
 Last Meeting: Sept. 24, 2016 (at Northwestern)  
 Score: #20 Nebraska 24, Northwestern 13

Saturday, Nov. 11 vs. Purdue  
 Evanston, Ill. • Ryan Field  
 Time: TBA • TV: TBA  
 Last Meeting: Nov. 12, 2016 (at Purdue)  
 Score: Northwestern 45, Purdue 17

Saturday, Nov. 18 vs. Minnesota  
 Evanston, Ill. • Ryan Field  
 Time: TBA • TV: TBA  
 Last Meeting: Nov. 19, 2016 (at Minnesota)  
 Score: Minnesota 29, Northwestern 12

Saturday, Nov. 25 at Illinois  
 Champaign-Urbana, Ill. • Memorial Stadium Champaign  
 Time: TBA • TV: TBA  
 Last Meeting: Nov. 26, 2016 (at Northwestern)  
 Score: Northwestern 42, Illinois 21



Opponent	W	L	T	First Meeting	Last Meeting
Air Force	2	4	0	1988	2003
Alumni	3	3	0	1889	1908
Arizona	0	2	0	1975	1976
Arizona State	0	4	0	1977	2005
Arkansas	0	1	0	1981	1981
Armour Institute	2	0	1	1895	1898
Army	3	2	0	1951	2011
Auburn	0	1	0	2010	2010
Ball State	1	0	0	2015	2015
Beloit	12	3	4	1890	1923
Boston College	4	1	0	1961	2012
<b>Bowling Green</b>	<b>0</b>	<b>2</b>	<b>0</b>	<b>2001</b>	<b>2003</b>
Butler	2	0	0	1928	1929
California	2	1	0	1948	2014
Carleton	2	0	0	1925	1926
Carlisle	0	1	0	1903	1903
Central Michigan	1	0	0	2010	2010
Centre	1	0	0	1930	1930
Chicago	8	26	3	1892	1926
Chicago Athletic Club	2	0	0	1896	1898
Chicago Dental	1	0	0	1903	1903
Chicago Phys. & Surg.	3	1	0	1896	1900
Chicago Wanderers	1	0	0	1889	1889
Chicago YMCA	2	0	0	1891	1892
Cincinnati	2	0	0	1903	1924
Colgate	1	0	0	1949	1949
Colorado	1	1	0	1951	1978
Cornell (Iowa)	1	0	0	1929	1929
Dartmouth	1	0	0	1928	1928
Denver Athletic Club	0	1	0	1893	1893
DePaul	2	0	0	1904	1935
DePauw	3	0	0	1904	1944
Dixon	1	0	0	1898	1898
Drake	2	0	0	1916	1938
<b>Duke</b>	<b>10</b>	<b>8</b>	<b>0</b>	<b>1985</b>	<b>2016</b>
Eastern Illinois	2	0	0	2011	2015
Eastern Michigan	3	0	0	2006	2009
Englewood HS	4	0	0	1896	1903
Evanston HS	9	0	0	1890	1905
Florida	0	2	0	1965	1966
Fort Sheridan	4	0	0	1901	1904
Great Lakes Naval Station	1	2	1	1918	1944
Hahnemann Medical	1	0	0	1898	1898
Harvard Prep	0	1	0	1886	1886
Hawaii	1	1	0	1998	2004
Hyde Park HS	1	0	0	1898	1898
<b>Illinois</b>	<b>50</b>	<b>55</b>	<b>5</b>	<b>1892</b>	<b>2016</b>
Illinois State	1	1	0	2010	2016
Illinois Wesleyan	1	1	1	1909	1911
Indiana	47	34	1	1899	2016
<b>Iowa</b>	<b>25</b>	<b>50</b>	<b>3</b>	<b>1897</b>	<b>2016</b>
Iowa Pre-Flight	0	1	0	1942	1942
Iowa State	7	1	0	1895	1956
Kansas	2	0	0	2003	2004
Kansas State	2	0	0	1938	1941
Kentucky	1	0	0	1928	1928
Knox	3	1	0	1900	1920
Lake Forest	18	4	3	1888	1923
Lombard	3	0	0	1901	1904
Maine	1	0	0	2013	2013
Marquette	2	0	0	1905	1934
<b>Maryland</b>	<b>0</b>	<b>0</b>	<b>0</b>	<b>2017</b>	-
Miami (Fla.)	2	2	0	1961	1968
Miami (Ohio)	3	6	0	1955	2009
Michigan	15	57	2	1892	2015
<b>Michigan State</b>	<b>18</b>	<b>37</b>	<b>0</b>	<b>1905</b>	<b>2016</b>
<b>Minnesota</b>	<b>34</b>	<b>53</b>	<b>5</b>	<b>1892</b>	<b>2016</b>
Mississippi State	1	0	0	2012	2012
Missouri	4	5	0	1895	2008
Monmouth	2	0	0	1911	1922
Municipal Pier	0	1	0	1918	1918
Navy	3	0	0	1950	2002
<b>Nebraska</b>	<b>3</b>	<b>7</b>	<b>0</b>	<b>1902</b>	<b>2016</b>

Opponent	W	L	T	First Meeting	Last Meeting
New Hampshire	0	1	0	2006	2006
<b>Nevada</b>	<b>1</b>	<b>1</b>	<b>0</b>	<b>2006</b>	<b>2007</b>
North Carolina	0	2	0	1976	1977
North Central (Naperville)	5	0	0	1900	1904
North Dakota State	1	0	0	1936	1936
North Division HS	4	0	0	1900	1905
Northeastern	1	0	0	2007	2007
Northern Illinois	6	1	1	1975	2014
Northwest Division HS	1	0	0	1898	1898
Northwestern Dental	1	0	0	1899	1899
Notre Dame	9	37	2	1889	2014
Ohio	3	1	0	1973	2008
Ohio Northern	1	0	0	1905	1905
Ohio State	14	61	1	1913	2016
Oklahoma	3	1	0	1939	1997
Oregon	1	0	0	1974	1974
Oregon State	3	1	0	1957	1966
Oshkosh Normal	1	0	0	1904	1904
Pacific	1	0	0	1946	1946
<b>Penn State</b>	<b>5</b>	<b>13</b>	<b>0</b>	<b>1993</b>	<b>2015</b>
Pittsburgh	4	3	0	1949	2016
Princeton	1	0	0	1986	1986
<b>Purdue</b>	<b>30</b>	<b>50</b>	<b>1</b>	<b>1895</b>	<b>2016</b>
Rice	3	4	0	1967	2011
Rush Medical	3	1	0	1897	1902
Rutgers	0	3	0	1919	1991
St. Viator	1	0	0	1905	1905
Southern Illinois	1	0	0	2008	2008
South Carolina	1	0	0	1962	1962
South Dakota	4	0	0	1924	1927
South Division HS	0	0	1	1890	1890
Southern California	0	5	0	1952	1995
Southern Methodist	0	1	0	1970	1970
Stanford	2	3	2	1933	2015
Syracuse	6	5	0	1940	2013
TCU	1	3	0	1999	2004
Tennessee	0	2	0	1996	2015
Texas A&M	0	1	0	2011	2011
Texas	1	0	0	1942	1942
Texas Tech	0	1	0	2010	2010
Towson	1	0	0	2009	2009
Transylvania	0	0	1	1905	1905
Tulane	1	3	0	1925	1956
UCLA	3	2	0	1931	1970
UNLV	2	0	0	1998	2001
Utah	1	1	0	1927	1981
Vanderbilt	2	1	1	1947	2012
Wabash	2	0	0	1905	1929
Wake Forest	2	2	0	1991	1997
Washington	0	3	0	1980	1984
Washington (Mo.)	1	0	0	1903	1903
Washington State	1	0	0	1958	1958
West Division HS	1	0	0	1888	1888
Western Illinois	1	0	0	2014	2014
Western Michigan	1	1	0	2013	2016
<b>Wisconsin</b>	<b>35</b>	<b>58</b>	<b>5</b>	<b>1890</b>	<b>2016</b>
Wyoming	1	0	0	1979	1979
Totals	515	655	44		
Big Ten Record	272	477	22		

2017 opponents in bold



No.	Name	Pos.	No.	Name	Pos.	Ht.	Wt.	Cl./Elig.	Hometown (High School/Previous School)
1	TBA		25	Corey Acker	RB	5-9	184	Sr./Sr.	Ballston Lake, N.Y. (Shenendehowa Central)
2	Flynn Nagel	WR	37	Moe Almasri	DB	5-11	175	Gr./Sr.	Mokena, Ill. (Lincoln-Way East/Robert Morris)
3	Keith Watkins II	DB	7	Matt Alviti	QB	6-0	196	Sr./Sr.	Park Ridge, Ill. (Maine South)
4	Solomon Vault	WR	8	Auston Anderson	RB	5-9	192	Sr./Jr.	Plano, Texas (Plano West)
5	Charlie Fessler	WR	34	Chee Anyanwu	LB	6-2	196	Fr./Fr.	Buford, Ga. (Buford)
6	Jelani Roberts	WR	49	Chris Bergin	LB/RB	5-11	207	Fr./Fr.	Bloomfield Hills, Mich. (Detroit Country Day)
7	Matt Alviti	QB	47	Joe Bergin	DB	5-11	192	Jr./So.	Bloomfield Hills, Mich. (Detroit Country Day)
7	Marcus McShepard	DB	98	Earnest Brown IV	DE	6-5	261	Fr./Fr.	Aubrey, Texas (Billy Ryan)
8	Auston Anderson	RB	17	Jalen Brown	WR	6-1	195	Gr./Jr.	Phoenix, Az. (Mountain Pointe/University of Oregon)
9	Garrett Dickerson	SB	36	Jesse Brown	RB	5-11	197	So./Fr.	Lilburn, Ga. (Brookwood)
10	TJ Green	QB	74	Graham Bullmore	OL	6-7	290	Sr./Sr.	Kenosha, Wis. (Bradford)
10	Brett Walsh	LB	26	Brian Bullock	DB	5-11	182	So./Fr.	Round Rock, Texas (Round Rock)
11	Aidan Smith	QB	59	J.B. Butler	OL	6-3	304	Sr./Jr.	Plainfield, Ill. (Joliet Catholic)
11	Parrker Westphal	DB	27	Roderick Campbell	DB	6-0	193	So./So.	St. Louis, Mo. (Chaminade College Prep)
12	Alonzo Mayo	DB	94	Tommy Carnifax	DE	6-3	260	So./Fr.	Warren, Ohio (Howland)
13	Warren Long	LB	81	Ramaud Chiaokhia-Bowman	WR	6-2	199	So./Fr.	Minneapolis, Minn. (Breck)
13	Andrew Marty	QB	9	Garrett Dickerson	SB	6-3	248	Sr./Sr.	Englewood, N.J. (Bergen Catholic)
14	Charlie Kuhbander	K/P	71	Tommy Doles	OL	6-4	290	Sr./Jr.	Grand Rapids, Mich. (Grand Rapids Christian)
14	Lloyd Yates	WR	87	Eric Eshoo	SB	6-4	230	So./Fr.	Chicago, Ill. (Loyola Academy)
15	Macan Wilson	WR	5	Charlie Fessler	WR	6-3	216	Jr./So.	Erie, Pa. (Cathedral Prep)
16	Godwin Igwebuike	S	42	Paddy Fisher	LB	6-4	245	So./Fr.	Katy, Texas (Katy)
16	Kyric McGowan	WR	45	Nathan Fox	LB	6-2	242	Jr./So.	Houston, Texas (Clear Lake)
17	Jalen Brown	WR	51	Blake Gallagher	LB	6-1	224	Fr./Fr.	Raynham, Mass. (Saint Sebastian's)
17	Daniel Kubiuk	H/P	97	Joe Gaziano	DL	6-4	270	Jr./So.	Scituate, Mass. (Xavierian Brothers)
18	Cameron Ruiz	DB	50	Sam Gerak	OL	6-3	294	Fr./Fr.	Avon, Ohio (Avon)
18	Clayton Thorson	QB	43	Tyler Gillikin	LS	6-2	213	So./Fr.	Atlanta, Ga. (Westminster)
19	Riley Lees	WR	50	Jango Glackin	LB	6-0	214	So./Fr.	Lebanon, Ohio (IMG Academy (Fla.))
20	John Moten IV	RB	54	Trent Goens	DL	6-3	256	Jr./So.	Chino Hills, Calif. (Chino Hills)
21	Justin Jackson	RB	55	Mark Gooden	DE	6-1	245	So./Fr.	Reynoldsburg, Ohio (Reynoldsburg)
21	Kyle Queiro	S	61	Jason Goosen	OL	6-7	311	So./Fr.	Virginia Beach, Va. (Tallwood)
22	Bryce Jackson	DB	84	Cameron Green	SB	6-3	223	Jr./So.	Buffalo Grove, Ill. (Stevenson)
23	Steven Reese	WR	10	TJ Green	QB	6-2	200	Jr./So.	Leawood, Kan. (Rockhurst)
23	Donovan Sermons	DB	37	Cody Gronewold	P	6-1	170	Fr./Fr.	Lincoln, Neb. (Northeast)
24	Montre Hartage	DB	32	Nate Hall	LB	6-2	233	Sr./Jr.	Toledo, Ohio (Southview)
25	Corey Acker	RB	26	Chad Hanaoka	RB	5-6	179	Sr./Sr.	Honolulu, Hawaii (Iolani School)
25	Austin Hiller	DB	72	Blake Hance	OL	6-5	295	Sr./Jr.	Jacksonville, Ill. (Jacksonville)
26	Brian Bullock	DB	24	Montre Hartage	CB	6-0	196	Jr./Jr.	Cordele, Ga. (Crisp County)
26	Chad Hanaoka	RB	25	Austin Hiller	DB	6-2	202	Fr./Fr.	Lakeway, Texas (Lake Travis)
27	Roderick Campbell	DB	89	Berkeley Holman	WR	5-11	182	Fr./Fr.	Irvine, Calif. (Saint John Bosco)
28	Jeremy Larkin	RB	46	Troy Hudetz	LB	6-2	221	Fr./Fr.	Naperville, Ill. (Naperville Central)
28	JR Pace	DB	16	Godwin Igwebuike	S	6-0	212	Sr./Sr.	Pickerington, Ohio (Pickerington North)
29	Trae Williams	DB	22	Bryce Jackson	DB	6-1	186	Fr./Fr.	Lantana, Texas (John H. Guyer)
31	Luke Otto	K/P	21	Justin Jackson	RB	5-11	193	Sr./Sr.	Carol Stream, Ill. (Glenbard North)
32	Nate Hall	LB	33	Jace James	WR	6-0	182	Fr./Fr.	Carol Stream, Ill. (Glenbard North)
33	Jace James	WR	87	Trevor Kent	DL	6-6	253	Fr./Fr.	Pittsburg, Kan. (Pittsburg)
33	Travis Whillock	DB	79	Trey Klock	OL	6-4	285	Gr./Jr.	Hummelstown, Pa. (Lower Dauphin/Georgia Tech)
34	Chee Anyanwu	LB	57	Cam Kolwich	OL	6-5	275	So./Fr.	Beverly Hills, Mich. (Orchard Lake St. Mary's)
34	Makay Redd	K	17	Daniel Kubiuk	H/P	6-1	214	Sr./Jr.	Barrington, Ill. (Barrington)
35	Erik Mueller	LB	14	Charlie Kuhbander	K/P	6-0	187	Fr./Fr.	Spingboro, Ohio (Springboro)
36	Jesse Brown	RB	67	Tyler Lancaster	DL	6-4	313	Sr./Sr.	Romeoville, Ill. (Plainfield East)
37	Moe Almasri	DB	83	Will Lansbury	WR	6-2	196	Fr./Fr.	Pebble Beach, Calif. (Stevenson)
37	Cody Gronewold	P	28	Jeremy Larkin	RB	5-10	194	So./Fr.	Cincinnati, Ohio (LaSalle)
38	Drew Luckenbaugh	K	19	Riley Lees	WR	6-0	195	So./Fr.	Libertyville, Ill. (Libertyville)
39	Mason Weissenhofer	K	78	Adam Lemke-Bell	OL	6-5	273	Jr./So.	Oak Park, Ill. (Oak Park-River East)
40	Peter McIntyre	LB	86	Cody Link	SB	6-3	234	So./Fr.	Madison, Wis. (Edgewood)
41	Jared McGee	S	13	Warren Long	LB	6-0	214	Sr./Sr.	Union City, Calif. (James Logan)
42	Paddy Fisher	LB	38	Drew Luckenbaugh	K/P	6-1	208	So./Fr.	Spring Grove, Pa. (Spring Grove)
43	Tyler Gillikin	LS	46	Eric Lutzen	SB	6-6	233	Sr./Jr.	Pewaukee, Wis. (Pewaukee)
44	James Prather	SB	13	Andrew Marty	QB	6-3	220	Fr./Fr.	Cincinnati, Ohio (Wyoming)
45	Nathan Fox	LB							
46	Troy Hudetz	LB							
46	Eric Lutzen	SB							
47	Joe Begin	DB							
48	Peter Snodgrass	LS							
49	Chris Bergin	LB/RB							
50	Sam Gerak	OL							
50	Jango Glackin	LB							
51	Blake Gallagher	LB							
54	Trent Goens	DL							
55	Mark Gooden	DL							
56	Xavier Washington	DE							



No.	Name	Pos.	Ht.	Wt.	Cl./Elig.	Hometown (High School/Previous School)
12	Alonzo Mayo	DB	5-11	183	Jr./So.	Baltimore, Md. (The Gilman School)
41	Jared McGee	S	6-1	217	Sr./Jr.	Mansfield, Texas (Mansfield Legacy)
16	Kyric McGowan	WR	5-10	189	Fr./Fr.	Dalton, Ga. (Dalton)
40	Peter McIntyre	LB	6-2	217	Fr./Fr.	Perrysburg, Ohio (Saint Johns' Jesuit)
7	Marcus McShepard	WR	5-11	200	Sr. [5]/Sr.	University Heights, Ohio (Cleveland Heights)
77	Jesse Meyler	OL	6-4	287	So./Fr.	Toronto, Ontario (Episcopal (Va.))
95	Alex Miller	DL	6-3	275	So./So.	Houston, Texas (Stratford)
91	Sam Miller	DL	6-3	258	Fr./Fr.	Houston, Texas (Stratford)
20	John Moten IV	RB	6-0	201	Jr./So.	St. Louis, Mo. (John Burroughs School)
35	Erik Mueller	LB	6-2	228	Fr./Fr.	Wheaton, Ill. (Wheaton North)
2	Flynn Nagel	WR	5-11	192	Jr./Jr.	Lemont, Ill. (Lemont)
96	Hunter Niswander	P	6-5	235	Sr. [5]/Sr.	Peninsula, Ohio (Woodridge)
69	Brad North	OL	6-2	287	Sr. [5]/Sr.	Allen, Texas (Allen)
82	Alex Oelsner	SB	6-4	242	Fr./Fr.	Niwot, Colo. (Niwot)
64	Andrew Otterman	OL	6-4	304	So./Fr.	Morristown, N.J. (Delbarton)
31	Luke Otto	K/P	5-8	225	Gr./Sr.	Normal, Ill. (Western Illinois)
75	Ben Oxley	OL	6-6	290	Sr./Jr.	Avon Lake, Ohio (Avon Lake)
28	JR Pace	DB	6-1	190	Fr./Fr.	College Park, Md. (Woodward Academy)
44	James Prather	SB	6-4	267	Sr./Jr.	Memphis, Tenn. (Memphis University School)
80	Trey Pugh	SB	6-4	235	Fr./Fr.	Plain City, Ohio (Jonathan Adler)
21	Kyle Queiro	S	6-3	207	Sr. [5]/Sr.	Verona, N.J. (Bergen Catholic)
23	Steven Reese	WR	6-2	206	Jr./So.	Buford, Ga. (Buford)
34	Makay Redd	K	5-11	252	Gr./Sr.	Alamo, Calif. (Monte Vista/Fordham)
83	Heath Reineke	SB	6-3	239	Sr./Jr.	Ashland, Ohio (Ashland)
6	Jelani Roberts	WR	5-8	170	Jr./Jr.	Owings Mills, Md. (The Gilman School)
18	Cameron Ruiz	DB	5-11	162	Fr./Fr.	Lake Villa, Ill. (Lakes Community)
90	Jake Saunders	DT	6-2	293	So./Fr.	Loveland, Ohio (Loveland)
23	Donovan Sermons	DB	5-11	185	Fr./Fr.	Pomona, Calif. (Damien)
88	Bennett Skowronek	WR	6-4	212	So./So.	Fort Wayne, Ind. (Homestead)
70	Rashawn Slater	OL	6-3	290	Fr./Fr.	Sugar Land, Texas (Clements)
11	Aidan Smith	QB	6-2	203	So./Fr.	Fort Wayne, Ind. (Carroll)
48	Peter Snodgrass	LS	6-0	203	Fr./Fr.	Palo Alto, Calif. (Palo Alto)
93	Joe Spivak	DL	6-0	294	Fr./Fr.	Darien, Ill. (Montini Catholic)
58	Trevor Stroebel	LS	6-4	232	Gr./Sr.	Saukville, Wis. (Cedarburg) (Georgia Tech)
65	Jared Thomas	OL	6-4	287	Jr./So.	Indianapolis, Ind. (Cathedral)
99	Jordan Thompson	DL	6-3	287	Jr./Jr.	Cincinnati, Ohio (LaSalle)
18	Clayton Thorson	QB	6-4	226	Sr./Jr.	Wheaton, Ill. (Wheaton North)
85	Jackson Tirmonia	WR	6-3	199	So./Fr.	Canton, Ohio (Jackson)
66	Nik Urban	OL	6-3	292	So./Fr.	Willoughby, Ohio (Willoughby South)
4	Solomon Vault	WR	5-10	193	Sr./Sr.	Gaithersburg, Md. (Gaithersburg)
73	Gunnar Vogel	OL	6-6	278	So./Fr.	Columbus, Ohio (Westerville South)
10	Brett Walsh	LB	6-1	207	Sr. [5]/Sr.	Monrovia, Calif. (Monrovia)
56	Xavier Washington	DE	6-1	254	Sr./Sr.	Cedar Hill, Texas (Cedar Hill)
3	Keith Watkins II	CB	5-11	194	Sr. [5]/Sr.	Cincinnati, Ohio (Moeller)
39	Mason Weissenhofer	PK	6-1	205	Jr./So.	Plainfield, Ill. (Montini Catholic)
11	Parrker Westphal	DB	6-1	211	Sr./Jr.	Bolingbrook, Ill. (Bolingbrook)
33	Travis Whillock	DB	6-1	205	So./Fr.	Katy, Texas (Katy)
76	Ethan Wiederkehr	OL	6-5	285	Fr./Fr.	Wading River, N.Y. (Shoreham-Wading River)
29	Trae Williams	DB	6-0	204	Jr./So.	The Plains, Ohio (Athens)
15	Macan Wilson	WR	6-0	182	Sr. [5]/Sr.	Houston, Texas (Kinkaid)
92	Fred Wyatt	DL	6-4	292	Sr./Jr.	Lawrence, Kan. (Free State)
14	Lloyd Yates	WR	6-2	209	Jr./So.	Oak Park, Ill. (Oak Park-River East)

No.	Name	Pos.
57	Cam Kolwich	OL
58	Trevor Stroebel	LS
59	J.B. Butler	OL
61	Jason Goosen	OL
64	Andrew Otterman	OL
65	Jared Thomas	OL
66	Nik Urban	OL
67	Tyler Lancaster	DL
69	Brad North	OL
70	Rashawn Slater	OL
71	Tommy Doles	OL
72	Blake Hance	OL
73	Gunnar Vogel	OL
74	Graham Bullmore	OL
75	Ben Oxley	OL
76	Ethan Wiederkehr	OL
77	Jesse Meyler	OL
78	Adam Lemke-Bell	OL
79	Trey Klock	OL
80	Trey Pugh	SB
81	Ramaud Chiaokhio-Bowman	WR
82	Alex Oelsner	SB
83	Will Lansbury	WR
83	Heath Reineke	SB
84	Cameron Green	SB
85	Jackson Tirmonia	WR
86	Cody Link	SB
87	Eric Eshoo	SB
87	Trevor Kent	DL
88	Bennett Skowronek	WR
89	Berkeley Holman	WR
90	Jake Saunders	DL
91	Sam Miller	DL
92	Fred Wyatt	DL
93	Joe Spivak	DL
94	Tommy Carnifax	DL
95	Alex Miller	DL
96	Hunter Niswander	P
97	Joe Gaziano	DL
98	Earnest Brown IV	DE
99	Jordan Thompson	DL

## Players by State

- Arizona - 1
- California - 8
- Colorado - 1
- Georgia - 6
- Hawai'i - 1
- Illinois - 22
- Indiana - 3
- Kansas - 3
- Maryland - 4
- Massachusetts - 2
- Michigan - 4
- Minnesota - 1
- Missouri - 2
- Nebraska - 1
- New Jersey - 3
- New York - 2
- Ohio - 22
- Ontario - 1
- Pennsylvania - 3
- Texas - 15
- Virginia - 1
- Wisconsin - 4

# WILDCATS



## OFFENSIVE OUTPUT

Northwestern ranked fifth in the Big Ten in rushing offense last season and fourth in passing offense, averaging 26.0 points and 398.2 yards per game.

## WHAT SOPHOMORE SLUMP?

Quarterback Clayton Thorson is coming off a record-setting year, setting a Northwestern single-season record with 22 touchdown passes and becoming the fourth player in school history to throw for 3,000 yards in a season. His 3,182 yards was the most-ever for a Wildcat sophomore.

He was able to keep the ball away from the defense, mounting a 1.88 interception percentage (378 attempts, nine interceptions), which is the fourth-lowest in a single season for a Wildcat tosser (min. 100 attempts). The Wheaton, Illinois, native was named Honorable Mention All-Big Ten to cap off the campaign.

## JUSTIN JACKSON THE BALLCARRIER

Running back Justin Jackson was named First Team All-Big Ten after leading the conference in rushing last season with 1,524 yards and 15 touchdowns. Since starting as a freshman in 2014, he has accumulated 4,129 yards, good for second-most career yards in school history, trailing only Damien Anderson's mark of 4,485 by only 356 yards.

The Carol Stream, Illinois, native is the first player in NU history with three-straight 1,000-yard seasons, thanks in part to his usage rate — he has run the ball 312 times and 298 times in the last two seasons, respectively, and is 98 attempts shy of the Northwestern record for most attempts by a running back (Damien Anderson, 953).

## THAT'S DEEP

Jackson will be joined once again in the backfield by sophomore John Moten IV and junior Auston Anderson. Moten IV put up numbers twice last season, with 16 rushes for 119 yards against Purdue and 14 rushes for 128 yards and two touchdowns against

Illinois. Redshirt freshman Jeremy Larkin, a four-star recruit from Cincinnati, will also add to the daunting rushing threat.

## CHANGING OF THE GUARD

Northwestern's receiving corps will be without last year's top target with the graduation of Austin Carr, who set the NU single-season receiving yards record in 2016 with 1,247. He led the Big Ten in receiving yards, receptions (90), and touchdowns (12).

Stepping up is last season's second-leading receiver, junior Flynn Nagel. After missing most of the 2015 season due to injury, Nagel had 40 catches for 447 yards and two touchdowns in 2016. He'll be joined by senior superback Garrett Dickerson, whose five touchdown catches last season was second-most on the team. He had 34 catches for 318 yards in 2016, including five catches for 46 yards and a key late touchdown in the Pinstripe Bowl.

Jalen Brown, a transfer from Oregon and a junior eligibility-wise, will also add depth to the offensive attack, after a 318-yard, three-touchdown 2016 seasons. Redshirt freshman Ramaud Chiaokhiao-Bowman, a three-star recruit and the number-10 prospect in the state of Minnesota, will present another option as a 6-foot-2 receiver for Mick McCall and the Wildcat offense.

## THAT'S ENTIRELY OFFENSIVE

The offensive line will have four of last year's five starters returning, with junior Tommy Doles, junior Blake Hance, senior Brad North, and junior J.B. Butler. Doles was named Honorable Mention All-Big Ten last season, while Butler started the last seven games of 2016, which included two of the Wildcats' best rushing games.

Trey Glock, a graduate transfer from Georgia Tech, is a former three-star recruit who made five starts and appeared in 22 games for the Yellow Jackets, will make an impact for Northwestern. Also adding to the line's depth is Gunnar Vogel, who stands 6-foot-6, 286 pounds, and surrendered just two sacks during his varsity career in Columbus, Ohio, will add much-needed depth.

## OFFENSE STARTERS RETURNING/LOST

### Starters Returning (8)

Pos.	Player	Ht.	Wt.	Exp.	Notes
OL	Blake Hance	6-5	295	Jr./2L	Has started 26 consecutive games at left tackles over the last two seasons
OL	Tommy Doles	6-4	290	Jr./2L	Started all 13 games in 2016 (12 at right guard/1 at right tackles; 2016 Honorable Mention All-Big Ten)
OL	Brad North	6-2	287	Sr./3L	Named to Rimington Trophy Watch List awarded annually to nation's top center
OL	J.B. Butler	6-3	304	Jr./2L	Former walk-on who started the final seven games of 2016
QB	Clayton Thorson	6-4	226	Jr./2L	3,128 passing yards, 22 touchdowns; Set NU single-season touchdown record; Honorable Mention All-Big Ten
RB	Justin Jackson	5-11	193	Sr./3L	Only player in program history to rush for 1,000-plus yards in three-straight seasons
WR	Flynn Nagel	5-11	192	Jr./2L	40 rec., 447 yards, 2 touchdowns; Started all 13 games as a true sophomore in 2016
SB	Garrett Dickerson	6-3	248	Sr./3L	34 rec., 318 yards, 5 touchdowns; Tied for Big Ten lead among tight ends in touchdown receptions

### Starters Lost (3)

OL	Eric Olson	6-6	305	4L	Started 12 of 13 games at right tackle in 2016
WR	Austin Carr	6-1	200	3L	2016 Big Ten Howard-Richter Wide Receiver of the Year; 90 rec., 1,247 receiving yards, 12 touchdowns
WR	Solomon Vault	5-10	193	Sr./3L	Will miss the entire 2017 season due to offseason surgery; Expected to redshirt and return in 2018



# WILDCATS



## DEFEND YOURSELF

The Wildcats' defense in 2016 was highlighted by their ability to pick the ball off — the squad was third in the Big Ten with 16 interceptions. Northwestern also played a bend-but-not-break style of defense: despite being 10th in the conference by allowing 404.4 yards per game of total offense, the 'Cats were sixth in points per game at 22.2.

## SAFETY DANCE

Safety Godwin Igwebuike returns for his senior season after being named Second Team All-Big Ten in 2016. He led the team with 108 tackles and seven pass breakups while also accumulating six tackles for loss. He ranked ninth in the country with 6.0 solo tackles per game and had a season-high 15 tackles with one forced fumble against Nebraska.

He'll be joined by fellow senior safety Kyle Queiro, who had a career-high 53 tackles last season with 3.5 tackles for loss, two interceptions, and six pass breakups.

## IN THIS CORNER...

Leading the cornerbacks is junior Montre Hartage, who started all 13 games last season and was second among Big Ten defensive backs with five interceptions — tied for the fifth-most in a single season in Northwestern history. He also led the team with nine pass breakups and 14 deflections and earned Honorable Mention All-Big Ten recognition.

Junior Keith Watkins returns to the secondary after a season-ending injury suffered during training camp forced him to miss the entire 2016 season.

Look for redshirt freshman defensive backs Brian Bullock and Travis Whillock, who were both rated three-star recruits. Bullock was named 2015 First Team All-District and Third Team All-Central Texas while Whillock had 300 tackles, 12 interceptions and 30 pass breakups during his varsity career, and earned All-State, All-District, and All-Greater Houston honors.

## NEXT MAN UP

Northwestern will have a big hole to fill at linebacker with Anthony Walker Jr. leaving early for the NFL. Walker Jr. had 105 tackles and forced four fumbles last season, finishing his Northwestern career with eight forced fumbles, tied for the most in a career in program history.

Redshirt sophomore Nathan Fox, who appeared in all 13 games last season and had 12 tackles, and redshirt freshman Paddy Fisher, will both have their shot at middle linebacker in 2017. Fisher was named a three-star recruit and was named one of the nation's Top-50 inside linebacker recruits.

Providing linebacker depth will be junior Nate Hall, who finished third on the team last season with 73 tackles to go along with six tackles for loss, and senior Warren Long, moving from running back to linebacker. Long returns after missing last season with an injury sustained in Northwestern's 2016 opener against Western Michigan.

## ON THE FRONT LINE

The Wildcats' defensive line will be missing two of its key players from last season, Ifeadi Odenigbo and C.J. Robbins. Odenigbo led the team with 10 sacks last season and finished his Northwestern career second in program history with 23.5 career sacks. Robbins was a team captain who finished the 2016 season with a career-high 29 tackles, including 5.5 tackles for loss.

Returning for Northwestern is redshirt sophomore Joe Gaziano, who tied for second on the team last season with 4.5 sacks, and senior Tyler Lancaster, who finished 2016 with 28 tackles, including 3.5 for loss.

Also adding to the mix is redshirt freshman defensive end Tommy Carnifax, who was an early enrollee and began his Northwestern career during the 2016 winter quarter. He earned a three-star rating coming out of high school, which ranked him as the No. 24 prospect in the state of Ohio.

## DEFENSE/SPECIAL TEAMS STARTERS RETURNING/LOST


### Starters Returning (9)

Pos.	Player	Ht.	Wt.	Exp.	Notes
DE	Xavier Washington	6-1	254	Sr./3L	38 tackles, 7.5 TFL, 4.5 sacks, 4 QBH; Leading returner in sacks with sophomore Joe Gaziano
DT	Tyler Lancaster	6-4	313	Sr./3L	28 tackles, 3.5 TFL; Ranked 32nd on Sports Illustrated "Freaks" of College Football List
DT	Jordan Thompson	6-3	287	Jr./2L	20 tackles, 2.0 TFL; Started 12 of 13 games as a sophomore
LB	Nate Hall	6-2	233	Jr./2L	73 tackles, 6.0 TFL; Ranked third on the team in tackles in 2016
CB	Montre Hartage	6-0	196	Jr./2L	60 tackles (48 solo), 5 INT, 9 PBU; Tied for leading returner in Big Ten with five interceptions last season
CB	Keith Watkins II	5-11	194	Sr./2L	Returning from injury after missing all of 2016 with an injury
S	Godwin Igwebuike	6-0	212	Sr./3L	108 tackles (78 solo), 6 TFL, 2 INT; Ranked sixth in the country with 6.0 solo tackles per game in 2016
S	Kyle Queiro	6-3	207	Sr./3L	53 tackles (32 solo), 3.5 TFL, 2 INT; Made game-clinching interception in 2016 NewEra Pinstripe Bowl
P	Hunter Niswander	6-5	235	Sr./3L	73 punts, 3,015 yards, 41.3 avg, 20 inside 20; 2016 Ray Guy Award Nominee

### Starters Lost (4)

DE	Ifeadi Odenigbo	6-3	265	4L	All-Big Ten First Team; Drafted in the 7th Round of NFL Draft by the Minnesota Vikings
LB	Anthony Walker, Jr.	6-1	245	3L	All-Big Ten Second Team; Drafted in the 5th Round of the NFL Draft by the Indianapolis Colts
LB	Joe Jones	6-1	235	3L	Signed an undrafted free agent contract with the Dallas Cowboys
K	Jack Mitchell	6-3	210	3L	Finished his career ranked fourth in program history in career field goals made (40) and sixth in points (213).

21



RB

N

# JUSTIN JACKSON

SENIOR | RUNNING BACK

5-11 | 193 | CAROL STREAM, ILL. | GLENBARD NORTH



## CAREER HONORS & AWARDS

- Maxwell Award Watch List (2017)
- Allstate AFCA Good Work Team Nominee (2017)
- The Wuerffel Trophy Watch List (2017)
- New Era Pinstripe Bowl MVP (2016 vs. Pittsburgh)
- First-Team All-Big Ten (Coaches, 2016)
- 2016 CoSIDA Academic All-American® Second Team
- Academic All-Big Ten (2015, '16)
- Doak Walker Award Watch List (2015, '16, '17)
- All-Big Ten Second Team (Consensus, 2015)
- Honorable Mention All-Big Ten (Coaches, 2015)

## NORTHWESTERN RECORDS

- Bowl Game Rushing Touchdowns (3 vs. Pittsburgh in 2016 Pinstripe Bowl)

## NORTHWESTERN RANKINGS

- Career Rushing Yards: 2nd (4,129)
- Career Rushing Touchdowns: 5th (30)
- Career All-Purpose Yards: 3rd (4,711)
- Season Rushing Yards: 3rd (1,524 in 2016)
- Season Rushing Yards: 6th (1,418 in 2015)
- Season Rushing Touchdowns: 6th (15 in 2016)
- Season All-Purpose Yards: 8th (1,743 in 2016)

## RANKING AMONG ACTIVE FBS PLAYERS

- Career Rushing Attempts: 1st (855)
- Career Rushing Yards: 2nd (4,129)
- Career Rushing Touchdowns: 8th (30)
- Career Rushing Yards Per Game: 2nd (108.7)
- Career All-Purpose Yards: 2nd (4,711)
- Career All-Purpose Yards Per Game: 5th (123.97)
- Career 100-Yard Rushing Games: 2nd (20)

## CAREER HIGHS

- Rushing Attempts: 37 at Illinois (Nov. 28, 2015)
- Rushing Yards: 224 vs. Pittsburgh (Dec. 28, 2016)
- Rushing Touchdowns: 3 (3x), last vs. Pittsburgh (Dec. 28, 2016)
- Long Run: 68 (2x), last vs. Pittsburgh (Dec. 28, 2016)
- Receptions: 8 at Minnesota (Nov. 19, 2016)
- Receiving Yards: 55 at Nebraska (Oct. 24, 2015)
- Long Reception: 37 vs. Western Michigan (Sept. 3, 2016)
- Receiving Touchdowns: 1 at Minnesota (Oct. 11, 2014)

With 1,000 yards rushing in his senior season, Justin Jackson would join Wisconsin's Ron Dayne (1996-99) as the only players in Big Ten history to rush for 1,000-plus yards in all four seasons.

## Big Ten Rushing Leaders

1.	Ron Dayne, Wisconsin	6,397
2.	Archie Griffin, Ohio State	5,589
3.	Anthony Thompson, Indiana	5,299
4.	Montee Ball, Wisconsin	5,140
5.	Mike Hart, Michigan	5,040
6.	Melvin Gordon, Wisconsin	4,915
7.	Lorenzo White, Michigan State	4,887
8.	Anthony Davis, Wisconsin	4,676
9.	Ameer Abdullah, Nebraska	4,588
10.	Darrell Thompson, Minnesota	4,518
11.	Denard Robinson, Michigan	4,495
12.	<b>Damien Anderson, Northwestern</b>	<b>4,485</b>
13.	Javon Ringer, Michigan State	4,398
14.	Jamie Morris, Michigan	4,392
15.	Tico Duckett, Michigan State	4,212
16.	Tyrone Wheatley, Michigan	4,178
17.	<b>Justin Jackson, Northwestern</b>	<b>4,129</b>

## NCAA Rushing Leaders (Top 25)

1.	Donnell Pumphrey, San Diego St.	6,405
2.	Ron Dayne, Wisconsin	6,397
3.	Ricky Williams, Texas	6,279
4.	Tony Dorsett, Pittsburgh	6,082
5.	DeAngelo Williams, Memphis	6,026
6.	Charles White, USC	5,598
7.	Travis Prentice, Miami (Ohio)	5,596
8.	Cedric Benson, Texas	5,540
9.	Damion Fletcher, Southern Miss	5,302
10.	LaDainian Tomlinson, TCU	5,263
11.	Herschel Walker, Georgia	5,259
12.	Archie Griffin, Ohio State	5,177
13.	Avon Cobourne, West Virginia	5,164
14.	Garrett Wolfe, Northern Illinois	5,164
15.	Montee Ball, Wisconsin	5,140
16.	Marcus Cox, Appalachian St.	5,103
17.	LaMichael James, Oregon	5,082
18.	Mike Hart, Michigan	5,040
19.	Darren Lewis, Texas A&M	5,012
20.	Darren Sproles, Kansas State	4,979
21.	DonTrell Moore, New Mexico	4,973
22.	Anthony Thompson, Indiana	4,965
23.	George Rogers, South Carolina	4,958
24.	Trevor Cobb, Rice	4,948
25.	Kareem Hunt, Toledo	4,945

## Active FBS Leaders (Top 5)

1.	Royce Freeman, Oregon	4,146
2.	<b>Justin Jackson, Northwestern</b>	<b>4,129</b>
3.	Jarvion Franklin, Western Michigan	3,639
4.	Larry Rose III, New Mexico St.	3,618
5.	Nick Chubb, Georgia	3,424

### 2014 GAME-BY-GAME

	NO.	YDS	TD	LG
California	8	40	1	11
Northern Illinois	12	52	0	13
Western Illinois	21	92	1	21
at Penn State	15	50	0	11
Wisconsin	33	162	0	18
at Minnesota	23	106	0	12
Nebraska	22	128	2	27
at Iowa	24	96	1	15
Michigan	17	35	0	6
at Notre Dame	23	149	1	44
at Purdue	23	147	2	68
Illinois	24	130	2	35

### 2015 GAME-BY-GAME

	NO.	YDS	TD	LG
Stanford	28	134	0	21
Eastern Illinois	22	78	1	11
at Duke	35	120	0	11
Ball State	33	184	0	62
Minnesota	20	120	0	31
at Michigan	12	25	0	15
Iowa	10	30	0	14
at Nebraska	14	40	0	8
Penn State	28	186	0	48
Purdue	24	116	1	24
at Wisconsin	35	139	1	32
at Illinois	37	172	1	27
vs. Tennessee	14	74	1	17

### 2016 GAME-BY-GAME

	NO.	YDS	TD	LG
Western Michigan	23	124	3	48
Illinois State	12	42	0	15
Duke	28	94	0	21
Nebraska	20	79	0	13
at Iowa	26	171	1	58
at Michigan State	34	188	2	29
Indiana	28	94	0	27
at Ohio State	17	76	0	24
Wisconsin	13	42	0	28
at Purdue	22	127	2	16
at Minnesota	22	90	1	19
Illinois	21	173	3	54
vs. Pittsburgh	32	224	3	68

## 2016 (JUNIOR)

First-Team All-Big Ten as voted by the conference media ... Named Second-Team All-Big Ten by the coaches ... CoSIDA Academic All-American® Second-Team honoree ... Preseason Doak Walker Award Watch List ... Finished the 2016 season ranked second in the program history with 4,129 career rushing yards ... Led the Big Ten with a career-high 1,524 rushing yards, becoming the first player in Northwestern history to rush for 1,000-plus yards in three seasons ... Also led the Big Ten with 117.2 rushing yards per game ... Ranked 13th in the country in total rushing yards and 16th in rushing yards per game ... Finished the season with a career-high 15 rushing touchdowns to rank 21st in the country ... Posted six 100-yard rushing performances ... Rushed for a career-high 224 yards and three touchdowns to earn MVP honors in the Wildcats' victory over No. 23 Pittsburgh in the 2016 Pinstripe Bowl ... Had a career-long 68-yard rush in the Pinstripe Bowl ... Rushed for 124 yards and a career-high three touchdowns in the season opener versus Western Michigan ... Rushed 26 times for 171 yards and a 58-yard touchdown in the Wildcats' 38-31 win at Iowa ... Named Big Ten Offensive Player of the Week following the win over the Hawkeyes ... Carried the Wildcats' to a 54-40 victory at Michigan State behind a season-high 34 carries, 188 yards and two touchdowns ... Rushed for 127 yards and two touchdowns on 22 carries in the 'Cats' 45-17 win at Purdue ... Had 21 carries for 173 yards and matched his career high with three touchdowns in the 42-21 win over Illinois to conclude the regular season ... Averaged a season-best 8.2 yards per carry versus the Fighting Illini ... Finished the season with career highs of 35 receptions and 219 receiving yards ... Caught at least two passes out of the backfield in eight games ... Recorded a career-high eight catches for 51 yards at Minnesota ... Rushed for 20-plus yards 16 times, six of which resulted in touchdowns.

## 2015 (SOPHOMORE)

Consensus All-Big Ten Second Team selection ... Fifth player in program history to record back-to-back 1,000 yard rushing seasons, totaling 1,418 yards ... Ranks sixth in NU history in rushing yards ... Ranked 18th in the country in rushing yards and 21st in rushing yards per game ... Has rushed over 100 yards seven times ... Also picked up 162 yards on 21 catches ... Scored five touchdowns on the ground, including three in the last three games of the season ... Ran for a season-best 186 yards versus Penn State ... Picked up 134 yards on the ground and a pair of receptions en route to a season-opening victory over Stanford ... Had a season-long 62 yard gain in Ball State game ... Also picked up 184 yards on 33 carries against the Cardinals ... Picked up 172 yards on the ground through 37 carries versus Illinois ... Posted 139 yards and a touchdown through the ground at Wisconsin ... Ran for 116 yards on 24 carries in game versus Purdue ... Added a touchdown in the win over the Boilermakers ... Collected 120 yards through 35 carries at Duke ... Also posted a 120-yard game in the shutout of Minnesota ... Earned a spot on the watch list for the Maxwell Award before the season, given annually to the nation's top college player ... Also a candidate for the Doak Walker Award, presented annually to the nation's top collegiate running back ... One of 11 players named to the Big Ten's preseason Players to Watch list ... Named to the second-team offense on Athlon's 2015 All-Big Ten Team ... Earned a spot on the second team of Phil Steele's 2015 Preseason All-Big Ten Team.

## 2014 (FRESHMAN)

One of four true freshmen to see the field ... Earned Honorable Mention All-Big Ten accolades from the league coaches ... Rushed for 1,187 yards and 10 touchdowns, recording the 16th 1,000-yard rushing season in program history and just the second by a freshman (Tyrell Sutton had 1,474 in 2005) ... His 98.9 yards per game were the fourth-most by a Power-5 conference freshman during the 2014 regular season and were sixth-most overall in the Big Ten ... NU's leading rusher in all 12 games, with six 100-yard rushing performances (all against Big Ten opponents and Notre Dame) ... Totaled 1,388 all-purpose yards ... Second on the team in points scored (66) ... Started five games ... Posted 130 yards and two TDs on 24 carries in season-finale vs. Illinois ... Also had two touchdowns at Purdue when he rushed for 147 yards, including a career-long carry of 68 yards against the Boilermakers that put him over the 1,000-yard mark for the season ... Busted a 44-yard run as part of 149-yard, one-touchdown performance at Notre Dame ... Made first career start at Iowa ... Ran for 96 yards and a touchdown against the Hawkeyes ... Put in career-high two touchdowns against Nebraska ... Ran for 100-plus yards for second straight week (106) at Minnesota ... Caught four passes for 50 yards and first career TD against the Gophers ... Had career highs with 162 yards on 33 carries against Wisconsin ... Recorded totals of 21 carries for 92 yards against Western Illinois, also scoring on a 21-yard TD rush ... Carried 12 times for 52 yards against NIU ... Caught two passes against the Huskies ... Made collegiate debut against Cal, rushing for team-high 40 yards and first career touchdown against Golden Bears ... Named NU's Offensive Player of the Game vs. Western Illinois, Minnesota, Nebraska, Iowa and Purdue and offense's Big Playmaker vs. Cal.

## HIGH SCHOOL

Ranked the No. 5 overall prospect out of Illinois by Scout.com and the No. 4 all-purpose running back in the nation by 247Sports.com ... Holds the Glenbard North record for career rushing yards and ranks fifth all-time in the IHSAA record book for both career rushing yards (6,531) and rushing TDs (85) ... Competed in the USA vs. Canada International Bowl ... Two-time Gatorade Player of the Year and Dupage Valley Conference Offensive Player of the Year ... Named Chicago Sun-Times, Carol Stream Press and Daily Herald Player of the Year ... Two-time Illinois All-State and All-Academic Team member ... Max-Preps All-American, two-time Chicago Tribune All-State and three-time Tom Lemming All-Area Underclassmen ... As a senior, recorded 42 carries, 405 yards, and five touchdowns in a 40-34 win over No. 15 Naperville Central ... Participated in the DuPage Training Academy for seven years ... Member of the Honor Roll and French Honors Society ... Also lettered in track and basketball and was the basketball team captain.

## PERSONAL

Born Justin Joseph Jackson ... Son of Phillip and Veronica Jackson ... Mother is the late Denise Jackson ... Major is economics.



Career Statistics	G	RUSHING					RECEIVING			
		ATT.	YDS	TD	LG	AVG/C	AVG/G	REC.	YDS.	TD
2014	12	245	1187	10	68	4.8	98.9	22	201	1
2015	13	312	1418	5	62	4.5	109.1	21	162	0
2016	13	298	1524	15	68	5.1	117.2	35	219	0
<b>Totals</b>	<b>38</b>	<b>855</b>	<b>4129</b>	<b>30</b>	<b>68</b>	<b>4.8</b>	<b>108.7</b>	<b>78</b>	<b>582</b>	<b>1</b>

16



S

# N GODWIN IGWEBUIKE

SENIOR | SAFETY

6-0 | 212 | PICKERINGTON, OHIO | NORTH

**Career Statistics**

	G	SOLO	AST	TOTAL	TFL-YD	SK-YD	FF-FR	INT-YD	QBH	PBU
2014	11	34	17	51	1.0-3	0-0	0-0	3-11	0	3
2015	13	51	36	87	4.5-13	0-0	1-1	0-0	0	5
2016	13	78	30	108	6.0-11	0-0	1-1	2-15	0	7
<b>Totals</b>	<b>37</b>	<b>163</b>	<b>83</b>	<b>246</b>	<b>11.5-27</b>	<b>0-0</b>	<b>2-2</b>	<b>5-26</b>	<b>0</b>	<b>18</b>

**2016 (JUNIOR)**

Redshirt junior ... Started all 13 games at safety ... Voted Second-Team All-Big Ten by the Conference's coaches and third team by the media ... Led the Wildcats with 108 tackles and 78 solo stops ... Ranked ninth in the country with 6.0 solo tackles per game ... Had at least six tackles in 12 of 13 games, including three double-digit performances ... Helped lead the Wildcats to a victory over No. 23 Pittsburgh in the 2016 Pinstripe Bowl with seven tackles, an interception and a pass breakup ... Had a season-high 15 tackles, two tackles for loss and a forced fumble in the Big Ten opener versus Nebraska ... Picked off a pass in the Wildcats' 24-14 win over Duke ... Made 12 tackles, including two for loss, and had a pass breakup in the season opener versus Western Michigan ... Had six tackles and recovered a fumble in the 42-21 win over Illinois to conclude the regular season ... Academic All-Big Ten.

**2015 (SOPHOMORE)**

Redshirt sophomore ... Started every game at safety ... Key part of a staunch defensive secondary ... Second on the squad in tackles with 87 ... Led all defensive backs in tackles ... Racked up 10 tackles and two pass break-ups in victory over Illinois ... Was rewarded with NU's Defensive Player of the Week nod ... Forced and recovered a fumble in victory over Duke ... Also recorded eight tackles against the Blue Devils ... Earned NU's Defensive Big Playmaker honors after the performance ... Took home nine tackles in a shutout victory over Minnesota ... Tallied a pair of tackles for loss in game versus Michigan ... Posted season-high of 14 total tackles in bowl game against Tennessee.

**2014 (REDSHIRT FRESHMAN)**

Redshirt freshman ... Played in 11 games and made five starts at safety ... Tied for the team lead with three interceptions and totaled 51 tackles ... Missed the Illinois game due to injury ... Matched career high with seven solo tackles at Notre Dame ... Registered a pass breakup at Iowa ... Tallied career-high nine tackles against Nebraska ... Made first career start vs. Wisconsin and became first NU player to intercept three passes in a game since Neil Little did so on 11/10/73 ... Named Jim Thorpe Defensive Back of the Week, Big Ten Defensive Player of the Week and Big Ten Freshman of the Week after breakthrough performance against the Badgers ... Added career-high eight tackles in that game.

**CAREER HONORS & AWARDS**

- Chuck Bednarik Award Watch List (2017)
- Bronko Nagurski Trophy Watch List (2017)
- Jim Thorpe Watch List (2017)
- All-Big Ten Second Team (Coaches, 2016)
- All-Big Ten Third Team (Media, 2016)
- Academic All-Big Ten (2016)
- Jim Thorpe Defensive Player of the Week (Oct. 6, 2014)
- Big Ten Defensive Player of the Week (Oct. 6, 2014)
- Big Ten Freshman of the Week (Oct. 6, 2014)

**RANKING AMONG ACTIVE FBS PLAYERS**

- Solo Tackles by Defensive Back: 163 (2nd)

**CAREER HIGHS**

- Tackles: 15 vs. Nebraska (Sept. 24, 2016)
- Solo Tackles: 13 vs. Nebraska (Sept. 24, 2016)
- Assisted Tackles: 7 at Illinois (Nov. 28, 2015)
- Tackles for Loss: 2.0 (3x), last vs. Nebraska (Sept. 24, 2016)
- Interceptions: 3 vs. Wisconsin (Oct. 4, 2014)
- Forced Fumbles: 1 (2x), last vs. Nebraska (Sept. 24, 2016)
- Fumble Recoveries: 1 (2x), last vs. Illinois (Nov. 26, 2016)
- Pass Breakups: 2 (2x), last vs. Duke (Sept. 17, 2016)

**2014 GAME-BY-GAME STATISTICS**

	UA-A-T	TFL-YD	SK-YD	FF-FR	INT-YD	QBH	PBU
at California	0-1-1	0-0	0-0	0-0	0-0	0	0
Northern Illinois	1-0-1	0-0	0-0	0-0	0-0	0	0
Western Illinois	0-1-1	0-0	0-0	0-0	0-0	0	0
at Penn State	3-1-4	0-0	0-0	0-0	0-0	0	0
Wisconsin	7-1-8	0-0	0-0	0-0	3-11	0	0
at Minnesota	2-3-5	0-0	0-0	0-0	0-0	0	1
Nebraska	4-5-9	0-0	0-0	0-0	0-0	0	1
at Iowa	3-4-7	1.0-3	0-0	0-0	0-0	0	1
Michigan	1-0-1	0-0	0-0	0-0	0-0	0	0
at Notre Dame	7-1-8	0-0	0-0	0-0	0-0	0	0
at Purdue	6-0-6	0-0	0-0	0-0	0-0	0	0
Illinois	-	-	-	-	-	-	-

**2015 GAME-BY-GAME STATISTICS**

	UA-A-T	TFL-YD	SK-YD	FF-FR	INT-YD	QBH	PBU
Stanford	5-1-6	0-0	0-0	0-0	0-0	1	1
Eastern Illinois	1-2-3	0.5-0	0-0	0-0	0-0	0	0
at Duke	4-4-8	0-0	0-0	1-1	0-0	0	0
Ball State	1-0-1	0-0	0-0	0-0	0-0	0	1
Minnesota	8-1-9	0-0	0-0	0-0	0-0	0	0
at Michigan	5-3-8	2.0-8	0-0	0-0	0-0	0	0
Iowa	7-1-8	0-0	0-0	0-0	0-0	1	0
at Nebraska	0-5-5	0-0	0-0	0-0	0-0	0	0
Penn State	6-1-7	1.0-3	0-0	0-0	0-0	0	0
Purdue	1-2-3	0-0	0-0	0-0	0-0	0	0
at Wisconsin	2-3-5	0-0	0-0	0-0	0-0	0	0
at Illinois	3-7-10	0.5-0	0-0	0-0	0-0	0	2
vs. Tennessee	8-6-14	0.5-2	0-0	0-0	0-0	0	0

**2016 GAME-BY-GAME STATISTICS**

	UA-A-T	TFL-YD	SK-YD	FF-FR	INT-YD	QBH	PBU
Western Michigan	9-3-12	2.0-2	0-0	0-0	0-0	0	1
Illinois State	3-1-4	0-0	0-0	0-0	0-0	0	1
Duke	4-2-6	0-0	0-0	0-0	1-3	0	2
Nebraska	13-2-15	2.0-3	0-0	1-0	0-0	0	0
at Iowa	6-3-9	0-0	0-0	0-0	0-0	0	1
at Michigan State	6-3-9	0-0	0-0	0-0	0-0	0	1
Indiana	6-2-8	0-0	0-0	0-0	0-0	0	1
at Ohio State	4-4-8	1.5-2	0-0	0-0	0-0	0	0
Wisconsin	9-1-10	0-0	0-0	0-0	0-0	0	0
at Purdue	8-0-8	0-0	0-0	0-0	0-0	0	0
at Minnesota	3-5-8	0-0	0-0	0-0	0-0	0	0
Illinois	5-1-6	0-0	0-0	0-1	0-0	0	0
vs. Pittsburgh	3-4-7	0.5-4	0-0	0-0	1-12	0	1



### 2013 (FRESHMAN)

Redshirted his freshman season ... Named NU's Defensive Practice Player of the Week following the Michigan game.

### HIGH SCHOOL

Ranked as a four-star recruit and the No. 22 safety prospect by Scout.com ... Rated as the No. 39 athlete nationally by Rivals.com ... Selected as the 2012 Collegiate Sports of America PrepStar Player of the Year for Central Ohio ... Finalist for Mr. Football award in talent-rich Ohio ... Named AP first-team All-Ohio, Columbus Dispatch All-Metro Offensive Player of the Year ... First-team OCC-Ohio Division ... Led Pickerington to a 12-2 record, a Regional 3 DI championship and an appearance in the state semifinals ... Racked up 1,985 rushing yards as a senior with 29 touchdowns and 15 catches for 179 yards ... Defensively, recorded five interceptions — including one pick-six — to go with 79 tackles and two forced fumbles.

### PERSONAL

Born Godwin Eric Igwebuike ... Son of Leo and Ebony Igwebuike ... Major is learning and organizational change.



18




QB

N

# CLAYTON THORSON

JUNIOR | QUARTERBACK

6-4 | 226 | WHEATON, ILL. | NORTH



## Career Statistics

	Passing										Rushing					
	G	COMP	ATT	INT	YDS	TD	LG	PCT	AVG/P	AVG/G	NO.	YDS	TD	LG	AVG/C	AVG/G
2015	13	150	295	9	1,522	7	66	51.0	5.2	117.1	100	397	5	68	4.0	30.5
2016	13	280	478	9	3,182	22	58	58.6	6.7	244.8	97	98	5	42	1.0	7.5
<b>Total</b>	<b>26</b>	<b>430</b>	<b>773</b>	<b>18</b>	<b>4,704</b>	<b>29</b>	<b>66</b>	<b>55.6</b>	<b>6.1</b>	<b>180.9</b>	<b>197</b>	<b>495</b>	<b>10</b>	<b>68</b>	<b>2.5</b>	<b>19.0</b>

## CAREER HONORS & AWARDS

- Maxwell Award Watch List (2017)
- Johnny Unitas Golden Arm Watch List (2017)
- Manning Passing Academy (2017)
- All-Big Ten Honorable Mention (Coaches/Media, 2016)
- Academic All-Big Ten (2016)
- Freshman All-Big Ten (BTN, 2015)
- Big Ten Freshman of the Week (Sept. 8, 2015)

## NORTHWESTERN RECORDS

- Season Passing Touchdowns (22 in 2016)
- Sophomore Class Passing Yards (3,182 in 2016)
- Sophomore Total Offense (3,280 in 2016)

## NORTHWESTERN RANKINGS

- Season Passing Yards: 4th (3,182 in 2016)
- Season Completions: 4th (280 in 2016)
- Season Passing Efficiency: 10th (125.9 in 2016)
- Season Total Offense: 4th (3,280 in 2016)
- Career Passing Yards: 10th (4,704)
- Career Passing Touchdowns: 7th (29)
- Career 200-Yard Passing Games:
- Career 300-Yard Passing Games:
- Career Total Offense: 10th (5,199)
- Career Passing Yards Per Game: 4th (180.9)

## CAREER HIGHS

- Pass Attempts: 52 vs. Wisconsin (Nov. 5, 2016)
- Completions: 28 (2x), last at Minnesota (Nov. 19, 2016)
- Completion Percentage: 77.1 at Michigan State (Oct. 15, 2016)
- Passing Yards: 352 at Purdue (Nov. 12, 2016)
- Passing Touchdowns: 3 (6x), last at Purdue (Nov. 12, 2016)
- Long Pass: 66 vs. Ball State (Sept. 26, 2015)
- Rushing Attempts: 12 (2x), last vs. Pittsburgh (Dec. 28, 2016)
- Rushing Yards: 126 at Nebraska (Oct. 24, 2015)
- Rushing Touchdowns: 2 vs. Minnesota (Oct. 3, 2015)

## 2015 GAME-BY-GAME STATISTICS

	PASSING						RUSHING					
	C-A-I	PCT	YDS	TD	LG	NO.	YDS	TD	LG			
Stanford	12-24-0	50.0	105	0	25	8	68	1	42			
Eastern Illinois	11-16-0	68.8	152	1	44	2	7	1	8			
at Duke	9-23-2	39.1	70	0	21	11	21	0	20			
Ball State	18-31-1	58.1	256	3	66	9	45	0	13			
Minnesota	14-19-0	73.7	128	0	19	11	24	2	6			
at Michigan	13-27-1	48.1	106	0	20	3	-4	0	3			
Iowa	17-35-1	48.6	125	1	34	11	10	0	15			
at Nebraska	13-28-0	46.4	177	1	37	9	126	1	68			
Penn State	5-8-0	62.5	58	0	26	4	15	0	13			
Purdue	9-19-1	47.4	82	0	16	7	48	0	16			
at Wisconsin	9-20-0	46.0	60	0	20	7	7	0	6			
at Illinois	12-25-1	48.0	146	1	48	6	7	0	9			
vs. Tennessee	8-20-2	40.0	57	0	11	12	23	0	21			

## 2016 GAME-BY-GAME STATISTICS

	PASSING						RUSHING					
	C-A-I	PCT	YDS	TD	LG	NO.	YDS	TD	LG			
Western Michigan	15-22-0	68.2	196	0	37	5	-8	0	5			
Illinois State	17-41-0	41.5	191	1	34	12	30	0	14			
Duke	18-39-2	46.2	320	3	58	7	-24	0	3			
Nebraska	24-37-2	64.9	249	1	24	10	43	1	42			
at Iowa	18-30-0	60.0	164	3	25	9	11	1	5			
at Michigan State	27-35-1	77.1	281	3	57	5	12	1	9			
Indiana	24-43-0	55.8	285	3	36	8	22	0	15			
at Ohio State	22-42-1	52.4	256	1	35	6	44	1	35			
Wisconsin	28-52-0	53.8	277	1	32	6	-3	0	6			
at Purdue	23-36-2	63.9	352	3	42	1	2	1	2			
at Minnesota	28-45-0	62.2	276	1	25	9	-26	0	7			
Illinois	13-20-0	65.0	121	1	16	7	-21	0	8			
vs. Pittsburgh	23-36-1	63.9	214	1	32	12	16	0	10			

## 2016 (SOPHOMORE)

Redshirt sophomore ... Honorable Mention All-Big Ten selection by the conference's coaches and media ... Second season as the Wildcats' starting signal caller ... Set a new NU single-season record with 22 touchdown passes ... His 3,182 passing yards are the most ever by a quarterback in their sophomore season and the fourth most in NU single-season history ... Ranked fourth in passing yards (3,182), yards per game (244.8) and touchdowns (22)... Completed 23-of-36 passes for 214 yards and a touchdown in the Wildcats' victory over No. 23 Pittsburgh in the 2016 Pinstripe Bowl ... Threw three touchdown passes five times, becoming the first Northwestern quarterback to accomplish the feat since at least 2000 ... His six consecutive games with at least 250 passing yards from Oct. 15 to Nov. 19 were the most by a Wildcat since Brett Basanez accomplished the feat in five-straight games in 2005 ... Threw for over 300 yards in two games ... Accounted for four touchdowns (three passing/one rushing) in wins at Iowa, Michigan State and Purdue ... Completed a season-high 77.1 percent of his passes (27-for-35) for 281 yards and three touchdowns in the 54-40 win at MSU ... Threw for a career-high 352 yards and three touchdowns on 23-of-36 passing in a 45-17 win at Purdue ... Completed a season-high 28 passes versus No. 8 Wisconsin and at Minnesota ... Had a season-long 42-yard touchdown run in the Big Ten opener versus Nebraska ... Second on the team with five rushing touchdowns ... Completed at least 55 percent of his passes in 8-of-12 games ... Already ranks seventh in school history with 29 career passing touchdowns and 10th with 4,704 career passing yards ... Academic All-Big Ten.

## 2015 (REDSHIRT FRESHMAN)

Redshirt freshman ... Dual-threat quarterback ... Took over starting quarterback duties in his first season ... First quarterback in NU history to lead the 'Cats to 10 wins in his first season ... Used his speed to dash for five touchdowns, tied for first on the team ... Recorded a season-best run of 68 yards in victory at Nebraska ... Made his presence known with a 42-yard dash in his first career game versus Stanford ... Passed for seven touchdowns, including three in one game in the victory over Ball State ... Also registered a season-high 66-yard pass in his connection with superback Dan Vitale ... Put on a stellar 14-for-19 performance in a shutout of Minnesota ... Had an efficient performance of 11-for-16 for 152 yards versus Eastern Illinois ... Picked up 146 yards through the air vs. Illinois ... Twice earned NU's Offensive Big Playmaker of the Week honors, following the Minnesota and Nebraska victories ... Finished season with 1522 passing yards and 397 rushing yards.

## HIGH SCHOOL

Ranked as a four-star recruit and the No. 6 dual-threat quarterback in the country by Rivals.com ... Named 2013 first-team All-State by Chicago Tribune, Champaign News Gazette and the IHSA ... Competed in the Semper Fidelis All-American Bowl in California, where he was named the game's MVP ... Recorded 2,809 passing yards, 29 touchdowns, 630 rushing yards and 12 rushing touchdowns in his senior year ... Twice led Wheaton North to appearances in the state quarterfinals ... In a 32-31 playoff win over Fenwick, registered 413 passing yards and five touchdowns to rally the Falcons back from a 31-6 second-quarter deficit ... Four-time Tom Lemming All-Area Team ... Two-time All Conference ... Recipient of the Jim Rexilius "Proper State of Mind" Award and the Red Grange Award ... Team captain ... Four-year honor roll student and a member of the Math Honor Society.

## PERSONAL

Born Clayton James Thorson ... Son of Chad and Shauna Thorson ... Father played for the New York Giants and played collegiately for Wheaton College, where two of Chad's older brothers also competed ... Clayton competed against for Wildcat Dan Vitale and teammate Justin Jackson in high school, also playing AAU basketball with Jackson ... Chose Northwestern over numerous Big Ten offers (including Iowa, Penn State and Minnesota) as well as Boston College, Syracuse, Northern Illinois and Ole Miss ... Major is communication studies with a minor in business institutions.





9



SB

N

# GARRETT DICKERSON

SENIOR | SUPERBACK

6-3 | 248 | ENGLEWOOD, N.J. | BERGEN CATHOLIC



## Career Statistics

Year	G	Rec.	Yds.	TD	LG	Rec/G	YPC	YPG
2014	12	4	44	0	21	0.3	11.0	3.7
2015	12	12	124	0	26	1.0	10.3	10.3
2016	11	29	272	4	42	2.6	94.	24.7
<b>Totals</b>	<b>35</b>	<b>45</b>	<b>440</b>	<b>4</b>	<b>42</b>	<b>1.3</b>	<b>9.8</b>	<b>12.6</b>

## 2016 (JUNIOR)

Honorable Mention All-Big Ten as voted by the conference media ... First-year starter at superback ... Caught a pass in all 12 games he appeared ... Had at least two catches in seven contests ... Second on the team and among Big Ten tight ends with five receiving touchdowns ... Caught five passes for a career-high 46 yards and the game-winning touchdown in the Wildcats' Pinstripe Bowl victory over No. 23 Pittsburgh ... Had four catches for 42 yards and a scored versus Duke ... Caught a career-high eight passes for 43 yards and a touchdown at No. 6 Ohio State ... Had a career-long 42-yard catch for a touchdown in the Wildcats' 45-17 win at Purdue ... Recorded three catches for 32 yards and his fourth touchdown of the season in the 'Cats' win over rival Illinois.

## 2015 (SOPHOMORE)

Played in 12 of 13 games ... Had a season-high 34 receiving yards against Penn State with 2 receptions ... Had 12 receptions for 124 yards on the season ... Made at least one reception in 9 out of 12 games.

## 2014 (FRESHMAN)

One of four true freshmen to see the field ... Played a significant role at superback, playing all 12 games with one start (at Notre Dame) ... Caught four passes for 44 yards on the year, including a season-long 21-yard reception vs. Western Illinois ... Two catches for 14 yards at Notre Dame.

## HIGH SCHOOL

Earned a four-star rating from Rivals.com, who ranked him the No. 18 strong-side defensive end prospect in the country ... Named the No. 7 overall recruit in his class from the state of New Jersey by 247Sports ... Holds Bergen Catholic records for career catches (52), receiving yards (776) and touchdowns (10) by a tight end ... Named in the ESPN Top 300, Rivals Top 250, the 247 Top 250 and the Scout Top 300 ... Helped Bergen Catholic reach three consecutive state championship games ... Team captain of the Crusaders football and basketball teams ... Achieved academic first honors and was named of the President's List ... Also a member of the Spanish National Honors Society.

## PERSONAL

Born Garrett Michael Dickerson ... Son of Ralph Dickerson and Michell Merritt ... Brother of former Wildcat Cam Dickerson and high school teammate of current senior Kyle Queiro ... Chose Northwestern over Stanford, Michigan, Alabama, Ohio State, Florida State and Michigan State ... Major is communication

## CAREER HONORS & AWARDS

- All-Big Ten Honorable Mention (Media, 2016)

## CAREER HIGHS

- Receptions: 8 at Ohio State (Oct. 29, 2016)
- Receiving Yards: 44 at Purdue (Nov. 12, 2016)
- Long Reception: 42 at Purdue (Nov. 12, 2016)
- Touchdowns: 1 (4x), last vs. Pittsburgh (Dec. 28, 2017)

## 2014 GAME-BY-GAME

	REC	YDS	TD	LG
California	0	0	0	0
Northern Illinois	0	0	0	0
Western Illinois	1	21	0	21
at Penn State	0	0	0	0
Wisconsin	0	0	0	0
at Minnesota	0	0	0	0
Nebraska	0	0	0	0
at Iowa	1	9	0	9
Michigan	0	0	0	0
at Notre Dame	2	14	0	7
at Purdue	0	0	0	0
Illinois	0	0	0	0

## 2015 GAME-BY-GAME

	REC	YDS	TD	LG
Stanford	1	5	0	5
Eastern Illinois	0	0	0	0
at Duke	1	3	0	3
Ball State	0	0	0	0
Minnesota	-	-	-	-
at Michigan	2	12	0	7
at Iowa	1	6	0	6
at Nebraska	1	14	0	14
Purdue	2	34	0	26
at Wisconsin	1	15	0	15
at Illinois	2	24	0	20
at Tennessee	0	0	0	0
vs. Tennessee	1	11	0	11

## 2016 GAME-BY-GAME

	REC	YDS	TD	LG
Western Michigan	3	23	0	14
Illinois State	1	17	0	17
Duke	4	42	1	26
Nebraska	1	14	0	14
at Iowa	1	8	0	8
at Michigan State	1	5	0	5
Indiana	-	-	-	-
at Ohio State	8	43	1	11
Wisconsin	2	30	0	28
at Minnesota	2	44	1	42
at Minnesota	3	14	0	7
Illinois	3	32	1	12
vs. Pittsburgh	5	46	1	21

32



LB

# NATE HALL

JUNIOR | LINEBACKER  
6-2 | 233 | TOLEDO, OHIO | SOUTHVIEW



**Career Statistics**

	G	SOLO	AST	TOTAL	TFL-YD	SK-YD	FF-FR	INT-YD	QBH	PBU
2015	13	27	29	56	2.5-3	0-0	0-0	0-0	4	2
2016	13	43	30	73	6.0-16	0-0	0-0	0-0	2	2
<b>Totals</b>	<b>26</b>	<b>70</b>	<b>59</b>	<b>129</b>	<b>8.5-19</b>	<b>0-0</b>	<b>0-0</b>	<b>0-0</b>	<b>6</b>	<b>4</b>

**2016 (SOPHOMORE)**

Appeared in all 13 games, starting eight at the same linebacker position ... Had at least five tackles in nine of 13 games, including a season-high eight at Minnesota and versus Illinois ... Finished the season third on the team with 73 tackles, including 43 solo stops and six tackles for loss ... Had seven tackles and a pass breakup in the Wildcats' Pinstripe Bowl victory over No. 23 Pittsburgh ... Recorded a season-high six solo stops versus Illinois State and Illinois ... Also had a season-high 1.5 tackles for loss versus the Redbirds ... Posted a tackle for loss in three-straight games from Oct. 15 to Oct. 29 ... Academic All-Big Ten.

**2015 (REDSHIRT FRESHMAN)**

Started at outside linebacker for the final four games of the season, replacing the injured Jaylen Prater ... Appeared in every game of the season ... Fifth on the team in tackles with 56 despite limited playing time ... Recorded 10 tackles in the victories over Illinois and Penn State ... Academic All-Big Ten.

**HIGH SCHOOL**

Named the District Defensive Player of the Year and Northern Lakes League Player of the Year as a tight end and defensive back ... Named first-team All-Ohio, All-Blade, and All-Conference as a senior ... Recorded 111 tackles and three interceptions in his defensive career and caught 16 passes for 408 yards as a tight end ... Helped Southview to Division I state playoffs in both 2010 (10-1 record) and 2011 (9-2) ... Earned varsity letters in three sports all four years of his career (football, basketball and track) and was a two-sport captain ... Member of the honor roll.

**PERSONAL**

Born Nathan Michael Hall ... Son of James and Lori Hall ... His brother, Jimmy, was a former safety for the Wildcats and was signed by the Oakland Raiders as a non-drafted free agent after graduating ... Chose Northwestern over Pitt, Toledo, Harvard and Yale ... Major is learning and organizational change with a minor in business institutions.

**CAREER HONORS & AWARDS**

- Academic All-Big Ten (2015, '16)

**CAREER HIGHS**

- Tackles: 10 (2x), last at Illinois (Nov. 28, 2015)
- Solo Tackles: 7 vs. Penn State (Nov. 7, 2015)
- Assisted Tackles: 7 vs. Purdue (Nov. 14, 2015)
- Tackles for Loss: 1.5 vs. Illinois State (Sept. 10, 2016)
- Pass Breakups: 1 (4x), last vs. Pittsburgh (Dec. 28, 2016)
- Quarterback Hurries: 2 (2x), last vs. Indiana (Oct. 22, 2016)

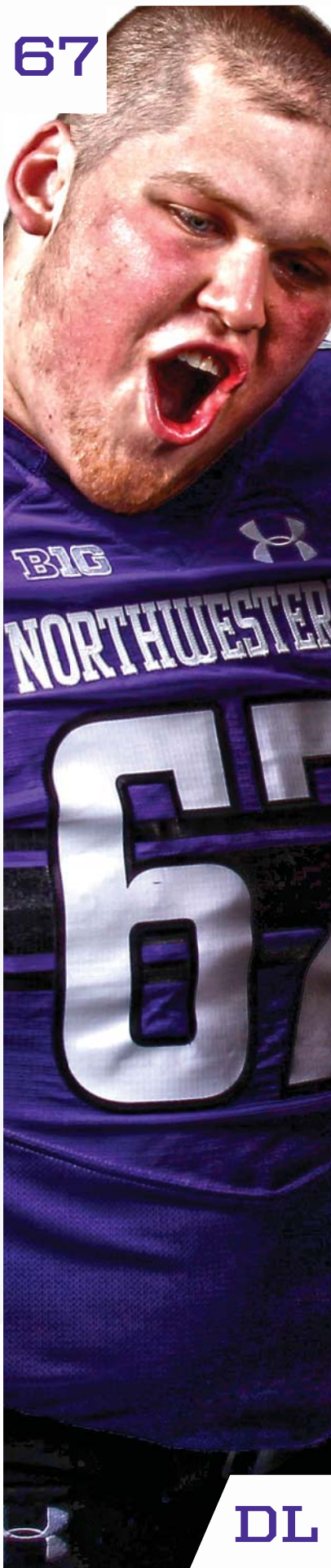
**2015 GAME-BY-GAME STATISTICS**

	UA-A-T	TFL-YD	SK-YD	FF-FR	INT-YD	QBH	PBU
Stanford	2-0-2	0-0	0-0	0-0	0-0	0	0
Eastern Illinois	2-1-3	0-0	0-0	0-0	0-0	0	0
at Duke	0-1-1	0-0	0-0	0-0	0-0	0	0
Ball State	0-0	0-0	0-0	0-0	0-0	0	0
Minnesota	2-1-3	0-0	0-0	0-0	0-0	2	0
at Michigan	1-2-3	1.0-1	0-0	0-0	0-0	0	0
Iowa	1-1-2	0-0	0-0	0-0	0-0	1	0
at Nebraska	0-0	0-0	0-0	0-0	0-0	0	0
Penn State	7-3-10	1.0-1	0-0	0-0	0-0	0	1
Purdue	1-7-8	0-0	0-0	0-0	0-0	1	0
at Wisconsin	2-6-8	0.5-1	0-0	0-0	0-0	1	0
at Illinois	4-6-10	0-0	0-0	0-0	0-0	0	0
vs. Tennessee	5-1-6	0-0	0-0	0-0	0-0	0	0

**2016 GAME-BY-GAME STATISTICS**

	UA-A-T	TFL-YD	SK-YD	FF-FR	INT-YD	QBH	PBU
Western Michigan	4-1-5	0-0	0-0	0-0	0-0	0	0
Illinois State	6-1-7	1.5-3	0-0	0-0	0-0	0	0
Duke	3-0-3	1.0-6	0-0	0-0	0-0	0	0
Nebraska	2-3-5	0-0	0-0	0-0	0-0	0	0
at Iowa	1-3-4	0-0	0-0	0-0	0-0	0	0
at Michigan State	2-0-2	1.0-1	0-0	0-0	0-0	0	0
Indiana	2-2-4	1.0-2	0-0	0-0	0-0	2	0
at Ohio State	3-4-7	1.0-4	0-0	0-0	0-0	0	1
Wisconsin	5-1-6	0-0	0-0	0-0	0-0	0	0
at Purdue	3-4-7	0-0	0-0	0-0	0-0	0	0
at Minnesota	4-4-8	0-0	0-0	0-0	0-0	0	0
Illinois	6-2-8	0.5-0	0-0	0-0	0-0	0	0
vs. Pittsburgh	2-5-7	0-0	0-0	0-0	0-0	0	1

67



DL

N

# TYLER LANCASTER

SENIOR | DEFENSIVE LINE

6-4 | 313 | ROMEOVILLE, ILL. | PLAINFIELD EAST



## Career Statistics

	G	SOLO	AST	TOTAL	TFL-YD	SK-YD	FF-FR	INT-YD	QBH	PBU
2014	1	0	0	0	0-0	0-0	0-0	0-0	0	0
2015	13	18	15	33	5.5-13	1.5-1.5	2-0	0-0	1	2
2016	13	14	14	28	3.5-6	0-0	0-1	0-0	1	0
<b>Totals</b>	<b>27</b>	<b>32</b>	<b>29</b>	<b>61</b>	<b>9-19</b>	<b>1.5-1.5</b>	<b>2-1</b>	<b>0-0</b>	<b>2</b>	<b>2</b>

## 2016 (JUNIOR)

Started all 13 games at defensive tackle ... Finished season with 28 tackles, including 3.5 for loss ... Had a season-high eight tackles, including two for loss, versus No. 8 Wisconsin ... Recorded five tackles at No. 6 Ohio State ... Made six stops in the Big Ten opener versus Nebraska ... Recorded a pair of tackles and a fumble recovery in the Wildcats' victory over No. 23 Pittsburgh in the 2016 Pinstripe Bowl ... Named Northwestern's Defensive Player of the Week following games versus the Cornhuskers, Buckeyes and Badgers ... Academic All-Big Ten.

## 2015 (SOPHOMORE)

Started every game as a key part of a staunch defensive line and notched 33 tackles on the season with seven TFL ... Led the team in forced fumbles with two ... Notched four tackles, two tackles for loss, 0.5 sacks, and a forced fumble in shutout of Minnesota ... Won NU's Defensive Big Playmaker of the Week honor after the game ... Had five tackles in victory over Ball State ... Recorded a sack and forced fumble in victory at Wisconsin ... Academic All-Big Ten.

## 2014 (REDSHIRT FRESHMAN)

Made collegiate debut against Cal ... Was hampered by injury through the rest of the season.

## 2013 (REDSHIRT FRESHMAN)

Named NU's Defensive Practice Player of the Week following Western Michigan game.

## HIGH SCHOOL

Ranked as the No. 6 center prospect nationally by Rivals.com, and No. 10 by Scout.com ... Rated as the No. 15 overall recruit from Illinois by Rivals.com ... Named All-Area team by Herald News ... Named first-team All-State by Chicago Tribune... Competed in Offense-Defense All-American Bowl ... Named 2012 Offense-Defense Scholar-Athlete of the Year by All-American Bowl ... Did not surrender a sack in three years of varsity football ... Academic All-State honoree ... Honor Roll student and member of the National Honor Society.

## PERSONAL

Born Tyler Coatney Lancaster ... Son of Brad and Bonnie Lancaster ... Major is economics.

## CAREER HONORS & AWARDS

- Academic All-Big Ten (2015, '16)

## CAREER HIGHS

- Tackles: 8 vs. Wisconsin (Nov. 5, 2016)
- Solo Tackles: 5 vs. Wisconsin (Nov. 5, 2016)
- Assisted Tackles: 3 (4x), last vs. Wisconsin (Nov. 5, 2016)
- Tackles for Loss: 2.0 (2x), last vs. Wisconsin (Nov. 5, 2016)
- Sacks: 1.0 at Wisconsin (Nov. 21, 2015)
- Forced Fumbles: 1 (2x), last at Wisconsin (Nov. 21, 2015)
- Fumble Recoveries: 1 vs. Pittsburgh (Dec. 28, 2016)
- Pass Breakups: 1 at Duke (Sept. 9, 2015)
- Quarterback Hurries: 1 (2x), last vs. Illinois (Nov. 26, 2016)

## 2015 GAME-BY-GAME STATISTICS

	UA-A-T	TFL-YD	SK-YD	FF-FR	INT-YD	QBH	PBU
Stanford	2-0-2	1.0-1	0-0	0-0	0-0	0	0
Eastern Illinois	0-2-2	0.5-1	0-0	0-0	0-0	1	0
at Duke	2-0-2	0-0	0-0	0-0	0-0	0	1
Ball State	3-2-5	0-0	0-0	0-0	0-0	0	0
Minnesota	1-3-4	2.0-2	0.5-1	1-0	0-0	0	0
at Michigan	2-1-3	0-0	0-0	0-0	0-0	0	0
Iowa	1-1-2	0-0	0-0	0-0	0-0	0	1
at Nebraska	0-0-0	0-0	0-0	0-0	0-0	0	0
Penn State	1-0-1	1.0-2	0-0	0-0	0-0	0	0
Purdue	2-1-3	0-0	0-0	0-0	0-0	0	0
at Wisconsin	1-2-3	1.0-7	1.0-7	0-0	0-0	0	0
at Illinois	1-2-3	0-0	0-0	0-0	0-0	0	0
vs. Tennessee	2-1-3	0-0	0-0	0-0	0-0	0	0

## 2016 GAME-BY-GAME STATISTICS

	UA-A-T	TFL-YD	SK-YD	FF-FR	INT-YD	QBH	PBU
Western Michigan	0-0-0	0-0	0-0	0-0	0-0	0	0
Illinois State	2-0-2	1.0-1	0-0	0-0	0-0	0	0
Duke	1-0-1	0-0	0-0	0-0	0-0	0	0
Nebraska	3-3-6	0.5-0	0-0	0-0	0-0	0	0
at Iowa	0-0-0	0-0	0-0	0-0	0-0	0	0
at Michigan State	0-2-2	0-0	0-0	0-0	0-0	0	0
Indiana	0-0-0	0-0	0-0	0-0	0-0	0	0
at Ohio State	2-3-5	0-0	0-0	0-0	0-0	0	0
Wisconsin	5-3-8	2.0-5	0-0	0-0	0-0	0	0
at Purdue	0-1-1	0-0	0-0	0-0	0-0	0	0
at Minnesota	0-1-1	0-0	0-0	0-0	0-0	0	0
Illinois	0-0-0	0-0	0-0	0-0	0-0	0	1
vs. Pittsburgh	1-1-2	0-0	0-0	0-1	0-0	0	0

# HUNTER NISWANDER

SENIOR | PUNTER  
6-5 | 235 | PENINSULA, OHIO | WOODRIDGE



P

**Career Statistics**

	G	NO.	YDS	AVG	LG	TB	FC	I20	50+	BLK
2014	5	5	180	36.0	43	1	2	1	0	0
2015	13	85	3227	38.0	56	2	30	21	6	0
2016	13	73	3015	41.3	62	6	20	20	11	2
<b>Totals</b>	<b>31</b>	<b>163</b>	<b>6422</b>	<b>39.4</b>	<b>62</b>	<b>9</b>	<b>52</b>	<b>42</b>	<b>17</b>	<b>2</b>

**2016 (JUNIOR)**

Named to the Ray Guy Award Watch List ... Ranked fourth in the Big Ten with a 41.3 punt average ... Had a career-high 51.0 average in the season opener versus Western Michigan ... Posted career-long punts of 62 yards versus Illinois State and Michigan State ... Pinned 20 punts inside the 20 and forced opponents to fair catch 20 punts ... Had 11 punts of 50-plus yards ... Had a tackle in the 'Cats 38-31 win at Iowa ... Named Northwestern's Special Teams Player of the Week following the Western Michigan game.

**2015 (SOPHOMORE)**

Starting punter, appearing in every game ... Earned NU's Special Teams Player of the Week honors following the victory over Purdue ... He averaged 42.8 yards per punt in that game, his best mark of the season ... Placed 5-of-8 punts inside the 20-yard-line in the Penn State victory.

**2014 (REDSHIRT FRESHMAN)**

Punted five times on the year while backing up Chris Gradone ... Made his collegiate debut at Iowa with a 42-yard punt ... Recorded four kicks with a long of 43 against Michigan.

**HIGH SCHOOL**

Rated as the No. 12 place-kicking prospect in the nation by Scout.com ... Named first-team All-Ohio Division III by the AP ... NUC All-American game invitee ... Played and served as captain in the Thanksgiving All-Star game for North Ohio ... Named to All-Area All-Star Team by the Akron Beacon Journal ... As a freshman, kicked 35-yard field goal into driving sleet to win game and send team to the state playoffs for the first time in school history ... Broke state record for most consecutive made PATs at 111 in 2012 ... Owns the longest made field goal in school history (53 yards) ... Also lettered three years in soccer and two in basketball ... Honor Roll student.

**PERSONAL**

Born James Hunter Niswander ... Son of Scott and Andree Niswander ... Major is learning and organizational change.

**CAREER HONORS & AWARDS**

- Ray Guy Award Watch List (2016)

**CAREER HIGHS**

- Punts: 10 at Duke (Sept. 19, 2015)
- Longest Punt: 62 (2x), last at Michigan State (Oct. 15, 2016)
- Punt Average: 51.0 vs. Western Michigan (Sept. 3, 2016)
- Fair Caught Punts: 6 at Michigan (Oct. 10, 2015)
- Punts Inside 20: 5 vs. Penn State (Nov. 7, 2015)
- 50+ Yard Punt: 2 (4x), last vs. Illinois State (Sept. 10, 2016)

**2014 GAME-BY-GAME STATISTICS**

	NO.	YDS	AVG	LG	TB	FC	I20	50+	BLK
California	-	-	-	-	-	-	-	-	-
Northern Illinois	-	-	-	-	-	-	-	-	-
Western Illinois	-	-	-	-	-	-	-	-	-
at Penn State	-	-	-	-	-	-	-	-	-
Wisconsin	-	-	-	-	-	-	-	-	-
at Minnesota	-	-	-	-	-	-	-	-	-
Nebraska	-	-	-	-	-	-	-	-	-
at Iowa	1	42	42.00	42	0	1	1	0	0
Michigan	4	138	34.50	43	1	1	0	0	0
at Notre Dame	0	0	0	0	0	0	0	0	0
at Purdue	0	0	0	0	0	0	0	0	0
Illinois	-	-	-	-	-	-	-	-	-

**2015 GAME-BY-GAME STATISTICS**

	NO.	YDS	AVG	LG	TB	FC	I20	50+	BLK
Stanford	5	194	38.80	45	0	1	0	0	0
Eastern Illinois	2	73	36.50	37	0	1	0	0	0
at Duke	10	413	41.30	49	0	3	1	0	0
Ball State	5	175	35.00	41	0	3	1	0	0
Minnesota	6	235	39.17	47	1	3	2	0	0
at Michigan	8	280	35.00	47	0	6	2	0	0
Iowa	9	344	38.22	53	1	3	1	2	0
at Nebraska	4	151	37.75	56	0	1	1	1	0
Penn State	8	294	36.75	48	0	3	5	0	0
Purdue	5	214	42.80	55	0	0	3	2	0
at Wisconsin	8	312	39.00	49	0	3	3	0	0
at Illinois	8	304	38.00	46	0	2	2	0	0
vs. Tennessee	7	238	34.00	52	0	1	0	1	0

**2016 GAME-BY-GAME STATISTICS**

	NO.	YDS	AVG	LG	TB	FC	I20	50+	BLK
Western Michigan	3	153	51.00	52	0	1	2	2	0
Illinois State	7	317	45.29	62	1	1	3	2	0
Duke	8	343	42.88	50	2	3	2	1	0
Nebraska	6	243	40.50	50	1	3	2	1	0
at Iowa	7	307	43.86	48	0	1	0	0	0
at Michigan State	5	214	42.80	62	0	2	2	1	1
Indiana	8	317	39.63	47	1	2	2	0	0
at Ohio State	4	157	39.25	46	0	1	1	0	0
Wisconsin	8	318	39.75	40	0	2	2	1	0
at Purdue	2	59	29.50	38	0	1	1	0	0
at Minnesota	6	217	36.17	51	1	1	1	1	0
Illinois	6	250	41.67	60	0	1	2	1	0
vs. Pittsburgh	3	120	40.00	52	0	1	0	1	1

21



S

# KYLE QUEIRO

SENIOR | SAFETY

6-3 | 207 | VERONA, N.J. | BERGEN CATHOLIC



## Career Statistics

	G	SOLO	AST	TOTAL	TFL-YD	SK-YD	FF-FR	INT-YD	QBH	PBU
2014	12	8	3	11	0-0	0-0	0-0	0-0	0	0
2015	5	5	3	8	0-0	0-0	0-0	1-17	0	0
2016	11	32	21	53	3.5-7	0-0	0-1	2-13	0	6
<b>Totals</b>	<b>28</b>	<b>45</b>	<b>27</b>	<b>72</b>	<b>3.5-7</b>	<b>0-0</b>	<b>0-1</b>	<b>3-30</b>	<b>0</b>	<b>6</b>

## 2016 (JUNIOR)

Started 10 games at safety ... Finished the season with a career-high 53 tackles, including 32 solo stops and 3.5 tackles for loss ... Recorded a pair of interceptions ... Made three tackles and intercepted a pass that sealed the Wildcats' victory over No. 23 Pittsburgh in the 2016 Pinstripe Bowl ... Had career highs at Minnesota with five solo tackles, nine total tackles and 2.5 tackles for loss ... Made eight tackles at No. 6 Ohio State ... Made an incredible one-handed interception in the Wildcats' 24-14 win over Indiana that was featured as SportsCenter's No. 1 Play on Top 10 plays ... Tied for third on the team with six pass breakups ... Academic All-Big Ten.

## 2015 (SOPHOMORE)

Played in five games as a backup safety but missed eight games due to injury ... Intercepted a ball toward the end of the victory over Stanford, his first career interception ... Recorded two tackles in games versus Eastern Illinois and Ball State ... Academic All-Big Ten.

## 2014 (REDSHIRT FRESHMAN)

Appeared in all 12 games ... Made his first collegiate start in the season finale against Illinois ... Tallied a career-high five tackles, including four solo stops against Northern Illinois.

## 2013 (REDSHIRT FRESHMAN)

Named NU's Defensive Practice Player of the Week following Maine and Nebraska games.

## HIGH SCHOOL

Ranked the No. 53 athlete recruit in the country by Rivals.com ... Rated as the No. 17 prospect overall coming out of New Jersey ... Ranked the No. 57 safety recruit nationally by Scout.com ... Named to the MSG Varsity All-State & All Metro Team ... Recorded eight tackles and two interceptions for a combined 61 yards in a single game ... Played in the State Championship game three consecutive years ... Achieved academic First Honors ... Also named All-County triple jumper and high jumper ... Also lettered twice as a guard on the Crusader's basketball team.

## PERSONAL

Born Kyle Christian Queiro ... Son of Henry and Kim Queiro ... Joins former high school teammates Cameron and Garrett Dickerson on the NU roster ... Brother is former NU linebacker Cameron Queiro ... Major is learning and organizational change.

## CAREER HONORS & AWARDS

- Academic All-Big Ten (2015, '16)

## CAREER HIGHS

- Tackles: 9 at Minnesota (Nov. 19, 2016)
- Solo Tackles: 5 at Minnesota (Nov. 19, 2016)
- Assisted Tackles: 5 at Ohio State (Oct. 29, 2016)
- Tackles for Loss: 2.5 at Minnesota (Nov. 19, 2016)
- Interceptions: 1 (3x), last vs. Pittsburgh (Dec. 28, 2016)
- Forced Fumbles: n/a
- Fumble Recoveries: 1 at Minnesota (Nov. 19, 2016)
- Pass Breakups: 3 vs. Illinois (Nov. 26, 16)



## 2014 GAME-BY-GAME STATISTICS

	UA-A-T	TFL-YD	SK-YD	FF-FR	INT-YD	QBH	PBU
at California	1-0-1	0-0	0-0	0-0	0-0	0	0
Northern Illinois	4-1-5	0-0	0-0	0-0	0-0	0	0
Western Illinois	1-0-1	0-0	0-0	0-0	0-0	0	0
at Penn State	0-0-0	0-0	0-0	0-0	0-0	0	0
Wisconsin	0-0-0	0-0	0-0	0-0	0-0	0	0
at Minnesota	0-0-0	0-0	0-0	0-0	0-0	0	0
Nebraska	1-0-1	0-0	0-0	0-0	0-0	0	0
at Iowa	0-0-0	0-0	0-0	0-0	0-0	0	0
Michigan	0-0-0	0-0	0-0	0-0	0-0	0	0
at Notre Dame	0-0-0	0-0	0-0	0-0	0-0	0	0
at Purdue	0-0-0	0-0	0-0	0-0	0-0	0	0
Illinois	1-2-3	0-0	0-0	0-0	0-0	0	0

## 2015 GAME-BY-GAME STATISTICS

	UA-A-T	TFL-YD	SK-YD	FF-FR	INT-YD	QBH	PBU
Stanford	0-1-1	0-0	0-0	0-0	1-17	0	0
Eastern Illinois	0-2-2	0-0	0-0	0-0	0-0	0	0
at Duke	1-0-1	0-0	0-0	0-0	0-0	0	0
Ball State	2-0-2	0-0	0-0	0-0	0-0	0	0
Minnesota	-	-	-	-	-	-	-
at Michigan	-	-	-	-	-	-	-
Iowa	-	-	-	-	-	-	-
at Nebraska	-	-	-	-	-	-	-
Penn State	-	-	-	-	-	-	-
Purdue	-	-	-	-	-	-	-
at Wisconsin	-	-	-	-	-	-	-
at Illinois	-	-	-	-	-	-	-
vs. Tennessee	2-0-2	0-0	0-0	0-0	0-0	0	0

## 2016 GAME-BY-GAME STATISTICS

	UA-A-T	TFL-YD	SK-YD	FF-FR	INT-YD	QBH	PBU
Western Michigan	3-3-6	0-0	0-0	0-0	0-0	0	1
Illinois State	3-1-4	0-0	0-0	0-0	0-0	0	0
Duke	-	-	-	-	-	-	-
Nebraska	-	-	-	-	-	-	-
at Iowa	3-1-4	0-0	0-0	0-0	0-0	0	0
at Michigan State	3-4-7	0-0	0-0	0-0	0-0	0	1
Indiana	4-1-5	0-0	0-0	0-0	1-0	0	0
at Ohio State	3-5-8	0-0	0-0	0-0	0-0	0	1
Wisconsin	3-0-3	1.0-2	0-0	0-0	0-0	0	2
at Purdue	0-1-1	0-0	0-0	0-0	0-0	0	0
at Minnesota	5-4-9	2.5-5	0-0	0-0	0-0	0	0
Illinois	3-0-3	0-0	0-0	0-1	0-0	0	0
vs. Pittsburgh	2-1-3	0-0	0-0	0-0	1-13	0	0



DE

# XAVIER WASHINGTON

SENIOR | DEFENSIVE END  
6-1 | 254 | CEDAR HILL, TEXAS | CEDAR HILL



**Career Statistics**

	G	SOLO	AST	TOTAL	TFL-YD	SK-YD	FF-FR	INT-YD	QBH	PBU
2014	11	9	4	13	2.5-14	1.5-1.5	1-0	0-0	2	0
2015	13	10	4	14	3.5-16	1.0-8	0-0	0-0	8	1
2016	12	20	18	38	7.5-45	4.5-39	0-0	0-0	4	0
<b>Totals</b>	<b>36</b>	<b>39</b>	<b>26</b>	<b>65</b>	<b>13.5-75</b>	<b>7.0-48.5</b>	<b>1-0</b>	<b>0-0</b>	<b>14</b>	<b>1</b>

**2016 (JUNIOR)**

Appeared in all 13 games, making eight starts, at defensive end ... Tied for second on the team with 4.5 sacks ... Finished with a career-high 38 tackles ... Had two tackles, including a sack and a quarterback hurry Made a career-high five tackles versus Duke, Iowa and Nebraska ... Recorded his first sack of the season in a 24-14 win over the Blue Devils ... Had a season-high two tackles for loss, including a sack, in the 38-31 over the Hawkeyes ... Picked up his third sack of the season in a 45-17 win at Purdue ... Finished the regular season with his fourth sack of the year in a 42-21 win over rival Illinois.

**2015 (SOPHOMORE)**

True sophomore ... Appeared in every game as a backup defensive end ... Recorded two tackles and a tackle for loss in victory over Minnesota ... Notched a tackle for loss vs. Eastern Illinois ... Picked up two solo tackles at Nebraska ... Assisted on a pair of tackles at Wisconsin ... Collected three quarterback hurries vs. Purdue.

**2014 (FRESHMAN)**

One of four true freshmen to see the field in 2014 ... Appeared in 11 games as member of defensive end rotation, totaling 13 tackles with 2.5 TFLs ... Picked up two solo tackles at Notre Dame ... Credited with first career QB hurry against Nebraska ... Tallied career-high three solo tackles at Minnesota ... Registered career-high three tackles against Wisconsin ... Recorded first career sack and forced fumble at Penn State.

**HIGH SCHOOL**

Compiled 105 tackles, 46 TFLs, 24 sacks and six forced fumbles in his senior season ... Helped Cedar Hill capture the Texas Class 5A Division II state championship in 2013, earning Defensive MVP honors in that game ... Selected to compete in the Semper Fidelis All-American Bowl along with NU quarterback Clayton Thorson ... Earned DFW Class 5A All-Area recognition.

**PERSONAL**

Born Xavier Elijah Washington ... Son of Pinice Gilmore and Rainey Washington ... Major is communication studies.

**CAREER HIGHS**

- Tackles: 5 (3x), last vs. Wisconsin (Nov. 5, 2016)
- Solo Tackles: 4 (2x), last at Iowa (Oct. 1, 2016)
- Assisted Tackles: 4 vs. Wisconsin (Nov. 5, 2016)
- Tackles for Loss: 2.0 at Iowa (Oct. 1, 2016)
- Sacks: 1.0 (6x), last vs. Illinois (Nov. 26, 2016)
- Quarterback Hurries: 3 vs. Purdue (Nov. 14, 2015)
- Forced Fumbles: 1 at Penn State (Sept. 27, 2014)
- Pass Breakups: 1 vs. Penn State (Nov. 7, 2015)

**2014 GAME-BY-GAME STATISTICS**

	UA-A-T	TFL-YD	SK-YD	FF-FR	INT-YD	QBH	PBU
at California	0-1-1	0-0	0-0	0-0	0-0	0	0
Northern Illinois	2-0-2	0-0	0-0	0-0	0-0	0	0
Western Illinois	-	-	-	-	-	-	-
at Penn State	1-0-1	1.0-10	1.0-10	1-0	0-0	0	0
Wisconsin	1-2-3	0.5-3	0.5-3	0-0	0-0	1	0
at Minnesota	2-0-2	1.0-1	0-0	0-0	0-0	0	0
Nebraska	0-1-1	0-0	0-0	0-0	0-0	1	0
at Iowa	1-0-1	0-0	0-0	0-0	0-0	0	0
Michigan	0-0-0	0-0	0-0	0-0	0-0	0	0
at Notre Dame	2-0-2	0-0	0-0	0-0	0-0	0	0
at Purdue	0-0-0	0-0	0-0	0-0	0-0	0	0
Illinois	0-0-0	0-0	0-0	0-0	0-0	0	0

**2015 GAME-BY-GAME STATISTICS**

	UA-A-T	TFL-YD	SK-YD	FF-FR	INT-YD	QBH	PBU
Stanford	0-0-0	0-0	0-0	0-0	0-0	0	0
Eastern Illinois	1-0-1	1.0-4	0-0	0-0	0-0	0	0
at Duke	1-0-1	0-0	0-0	0-0	0-0	1	0
Ball State	0-0-0	0-0	0-0	0-0	0-0	1	0
Minnesota	2-0-2	1.0-3	0-0	0-0	0-0	0	0
at Michigan	1-0-1	0-0	0-0	0-0	0-0	0	0
Iowa	0-1-1	0-0	0-0	0-0	0-0	1	0
at Nebraska	2-0-2	0-0	0-0	0-0	0-0	0	0
Penn State	0-1-1	0.5-1	0-0	0-0	0-0	2	1
Purdue	1-0-1	0-0	0-0	0-0	0-0	3	0
at Wisconsin	0-2-2	0-0	0-0	0-0	0-0	0	0
at Illinois	0-0-0	0-0	0-0	0-0	0-0	0	0
vs. Tennessee	2-0-2	1.0-8	1.0-8	0-0	0-0	0	0

**2016 GAME-BY-GAME STATISTICS**

	UA-A-T	TFL-YD	SK-YD	FF-FR	INT-YD	QBH	PBU
Western Michigan	1-2-3	0-0	0-0	0-0	0-0	1	0
Illinois State	2-0-2	0-0	0-0	0-0	0-0	0	0
Duke	4-1-5	1.0-7	1.0-7	0-0	0-0	0	0
Nebraska	1-2-3	0-0	0-0	0-0	0-0	0	0
at Iowa	4-1-5	2.0-10	1.0-8	0-0	0-0	0	0
at Michigan State	-	-	-	-	-	-	-
Indiana	0-2-2	0-0	0-0	0-0	0-0	1	0
at Ohio State	2-2-4	0.5-0	0-0	0-0	0-0	0	0
Wisconsin	1-4-5	0.5-0	0-0	0-0	0-0	1	0
at Purdue	2-1-3	1.0-6	1.0-6	0-0	0-0	0	0
at Minnesota	1-2-3	1.0-4	0-0	0-0	0-0	0	0
Illinois	1-0-1	1.0-9	1.0-9	0-0	0-0	0	0
vs. Pittsburgh	1-1-2	0.5-9	0.5-9	0-0	0-0	1	0


15



SB

# N MACAN WILSON

SENIOR | WIDE RECEIVER  
6-0 | 182 | HOUSTON, TEXAS | KINCAID



#### Career Statistics

Year	G	Rec.	Yds.	TD	LG	Rec/G	YPC	YPG
2014	8	0	0	0	0	0.0	0.0	0.0
2015	5	0	0	0	0	0.0	0.0	0.0
2016	13	22	306	1	35	1.7	13.9	23.5
<b>Totals</b>	<b>26</b>	<b>22</b>	<b>306</b>	<b>1</b>	<b>35</b>	<b>0.8</b>	<b>13.9</b>	<b>11.8</b>

#### 2016 (JUNIOR)

Cracked the wide receiver rotation for the first time in his career, appearing in all 13 games ... Entered the season with zero career receptions and finished with a catch in 12 of 13 games ... Finished with 22 catches

#### 2016 GAME-BY-GAME

	REC	YDS	TD	LG
Western Michigan	1	12	0	12
Illinois State	1	34	0	34
Duke	3	57	0	35
Nebraska	1	11	0	11
at Iowa	1	15	0	15
at Michigan State	2	15	0	8
Indiana	1	32	1	32
at Ohio State	1	7	0	7
Wisconsin	3	16	0	7
at Purdue	4	46	0	29
at Minnesota	1	14	0	14
Illinois	0	0	0	0
vs. Pittsburgh	3	47	0	32

for 306 yards and a touchdown ... Notched multiple catches in four contests ... Hauled in three passes for 47 yards, including a 32-yard catch, in the Wildcats' win over No. 23 Pittsburgh in the 2016 Pinstripe Bowl ... Caught his first career pass in the season opener versus Western Michigan ... Had a season-high 57 yards receiving, including a season-long 35-yard reception in the Wildcats' 24-13 win over Duke ... Scored his first career touchdown, a 32-yard catch, in the 'Cats' 24-14 win over Indiana on homecoming ... Hauled in a season-high four catches in a 45-17 win at Purdue ... Named Northwestern's Offensive Big Playmaker after the Illinois State and Indiana games.

#### 2015 (SOPHOMORE)

Played in five games as a reserve wide receiver and special teamer ... Earned Special Teams Practice Player of the Week honors for the week of the Minnesota game.

#### 2014 (REDSHIRT FRESHMAN)

Appeared in eight games, contributing both on offense and on special teams.

#### 2013 (FRESHMAN)

Named NU's Offensive Practice Player of the Week after the Michigan game and Special Teams Practice Player of the Week following Western Michigan

#### HIGH SCHOOL

Ranked the No. 181 wide receiver recruit in the country by Scout.com ... Recognized as Houston Touchdown Club Ironman Player of the Year in 2012 ... Named to the Houston Chronicle first-team All-Greater Houston, and first-team All-Greater Houston Private Schools, in 2012 ... Earned three straight first-team All-State honors (2010-12) ... Rated in the ESPN Top 150 WRs rankings ... Recognized by Texas Football Magazine as a Top 30 WR in 2012 ... Southwest Preparatory Conference Offensive MVP in 2012 ... Kinkaid's all-time career receiving leader with over 4,000 yards and 71 touchdowns ... Owns school records for longest kickoff return for a touchdown (102 yds) and longest touchdown run

(97 yds) ... Invited to compete for Team USA in 2013 International Bowl ... Helped lead Kinkaid Falcons to two state championships (2010, 2011) ... Earned four varsity letters and was team captain for both the football and baseball teams ... Kinkaid's all-time home run leader ... Named as an Under Armour Pre-Season All-American for baseball in 2013 ... Three-time first-team All-State baseball player (2010, 2011, 2012) ... Four-year member of Student Governing Council.

#### PERSONAL

Born Macan Fitzgerald Wilson ... Son of Lisa and Storm Wilson ... Major is economics.

#### CAREER HIGHS

- Receptions: 4 at Purdue (Nov. 12, 2016)
- Receiving Yards: 57 vs. Duke (Sept. 17, 2016)
- Long Reception: 35 vs. Duke (Sept. 17, 2016)
- Touchdowns: 1 vs. Indiana (Oct. 22, 2016)



CB

# MONTRE HARTAGE

JUNIOR | CORNERBACK  
6-0 | 196 | CORDELE, GA. | CRISP COUNTY



**Career Statistics**

	G	SOLO	AST	TOTAL	TFL-YD	SK-YD	FF-FR	INT-YD	QBH	PBU
2015	13	3	1	4	0-0	0-0	0-0	0-0	0	0
2016	13	48	12	60	0-0	0-0	0-0	5-70	0	9
<b>Totals</b>	<b>26</b>	<b>51</b>	<b>13</b>	<b>64</b>	<b>0-0</b>	<b>0-0</b>	<b>0-0</b>	<b>5-70</b>	<b>0</b>	<b>9</b>

**2016 (SOPHOMORE)**

Honorable Mention All-Big Ten as voted by the conference media ... Started all 13 games at cornerback ... Led the Wildcats' with five interceptions and nine pass breakups ... Was second among Big Ten defensive backs with five interceptions ... Finished the season third on the team with 48 solo tackles ... Had a career-high nine tackles versus Illinois State and Indiana ... All nine tackles versus the Redbirds were unassisted ... Recorded his first career interception versus the Redbirds ... Had an interception in the Wildcats' Homecoming win over Indiana ... Picked off two passes in the 'Cats' 45-17 win at Purdue ... Also had a season-high two pass breakups versus the Boilermakers ... Named the Wildcats' Defensive Big Playmaker following the Indiana game ... Earned Northwestern's Defensive Player of the Game honors following the Purdue contest.

**2015 (FRESHMAN)**

Played in 13 games as a special teamer and reserve cornerback ... Recorded two tackles in shutout victory over Minnesota ... One of only two freshmen to see the field in all 13 games.

**HIGH SCHOOL**

Three-star star prospect according to 247Sports ... Two-time All-Region First Team honoree ... Tabbed for the All-Area First Team ... Recorded 70 tackles, three interceptions, four forced fumbles, three fumble recoveries and four blocked kicks as a senior at Crisp County H.S. ... Also played wide receiver, making 25 receptions for more than 400 yards and four touchdowns in 2014 ... Made 68 tackles and notched three interceptions as a junior ... Named All-Region Second Team as a sophomore in 2012 ... Recipient of the Scholar Athlete Award.

**PERSONAL**

Born Montre Garius Hartage ... Chose Northwestern over Georgia State, Army, Western Kentucky and others ... Major is Learning and Organizational Change.

**CAREER HONORS & AWARDS**

- All-Big Ten Honorable Mention (Media, 2016)

**NORTHWESTERN RANKINGS**

- Season Interceptions: T-5th (5 in 2016)

**CAREER HIGHS**

- Tackles: 9 (2x), last vs. Indiana (Oct. 22, 2016)
- Solo Tackles: 9 vs. Illinois State (Sept. 10, 2016)
- Assisted Tackles: 2 vs. Indiana (Oct. 22, 2016)
- Pass Breakups: 2 (2x), last at Purdue (Nov. 12, 2016)
- Interceptions: 2 at Purdue (Nov. 12, 2016)




**2015 GAME-BY-GAME STATISTICS**

	UA-A-T	TFL-YD	SK-YD	FF-FR	INT-YD	QBH	PBU
Stanford	0-0-0	0-0	0-0	0-0	0-0	0	0
Eastern Illinois	0-0-0	0-0	0-0	0-0	0-0	0	0
at Duke	0-0-0	0-0	0-0	0-0	0-0	0	0
Ball State	0-0-0	0-0	0-0	0-0	0-0	0	0
Minnesota	2-0-2	0-0	0-0	0-0	0-0	0	0
at Michigan	0-0-0	0-0	0-0	0-0	0-0	0	0
Iowa	0-0-0	0-0	0-0	0-0	0-0	0	0
at Nebraska	1-0-1	0-0	0-0	0-0	0-0	0	0
Penn State	0-0-0	0-0	0-0	0-0	0-0	0	0
Purdue	0-1-1	0-0	0-0	0-0	0-0	0	0
at Wisconsin	0-0-0	0-0	0-0	0-0	0-0	0	0
at Illinois	0-0-0	0-0	0-0	0-0	0-0	0	0
vs. Tennessee	0-0-0	0-0	0-0	0-0	0-0	0	0

**2016 GAME-BY-GAME STATISTICS**

	UA-A-T	TFL-YD	SK-YD	FF-FR	INT-YD	QBH	PBU
Western Michigan	6-1-7	0-0	0-0	0-0	0-0	0	1
Illinois State	9-0-9	0-0	0-0	0-0	0-0	1-0	0
at Duke	4-0-4	0-0	0-0	0-0	0-0	0	2
Nebraska	3-1-4	0-0	0-0	0-0	0-0	0	0
at Iowa	3-0-3	0-0	0-0	0-0	0-0	0	0
at Michigan State	1-1-2	0-0	0-0	0-0	0-0	0	1
Indiana	7-2-9	0-0	0-0	0-0	1-0	0	1
at Ohio State	3-1-4	0-0	0-0	0-0	0-0	0	1
Wisconsin	4-1-5	1.0-1	0-0	0-0	0-0	0	0
at Purdue	1-0-1	0-0	0-0	0-0	2-4	0	2
at Minnesota	1-2-3	0-0	0-0	0-0	0-0	0	1
Illinois	6-1-7	0-0	0-0	0-0	1-66	0	0
vs. Pittsburgh	2-2-4	0-0	0-0	0-0	0-0	0	0





WR

# N FLYNN NAGEL

JUNIOR | WIDE RECEIVER  
5-11 | 192 | LEMONT, ILL. | LEMONT



### Career Statistics

	Receiving							Punt Returns						
	G	Rec	Yds	TD	Lg	Rec/G	Avg/C	Avg/G	No.	Yds	TD	Lg	Avg/R	Avg/G
2015	5	4	47	0	24	0.8	11.8	9.4	2	-2	0	1	-1.0	-0.4
2016	13	40	447	2	47	3.1	11.2	34.4	20	132	0	47	6.6	10.6
<b>Total</b>	<b>18</b>	<b>44</b>	<b>494</b>	<b>2</b>	<b>47</b>	<b>2.4</b>	<b>11.2</b>	<b>27.4</b>	<b>22</b>	<b>130</b>	<b>0</b>	<b>47</b>	<b>5.9</b>	<b>7.2</b>

### 2016 (SOPHOMORE)

True sophomore ... Started 11 games at wide receiver and served as the Wildcats' primary punt returner ... Finished second on the team with 40 receptions and 447 receiving yards, both career highs ... Caught a pass in 11 of 13 games ... Hauled in three passes for 26 yards in the Wildcats' victory over No. 23 Pittsburgh in the 2016 Pinstripe Bowl ... Had five catches for 48 yards in the Big Ten opener versus Nebraska ... Made a 57-yard touchdown catch in the Wildcats' 54-40 win at Michigan State ... Finished with five catches for 81 yards versus the Spartans ... Caught a season-high six passes versus Indiana and Minnesota ... Recorded his second touchdown of the season versus the Gophers ... Returned five kicks for 98 yards and 19 punts for 132 yards ... Had a season-high 47-yard return in a 38-31 win at Iowa ... Ranked sixth in the Big Ten with a 6.9 punt-return average ... Named Northwestern's Special Teams Player of the Week following games versus Duke, Nebraska and Iowa ... Earned Northwestern Offensive Big Playmaker honors after the Minnesota game ... Academic All-Big Ten.

### 2015 (FRESHMAN)

True freshman ... Played in five games before suffering a season-ending injury in victory over Minnesota ... Caught one pass for 24 yards versus Eastern Illinois ... Reeled in a pair of nine-yard receptions in shutout of Minnesota.

### HIGH SCHOOL

Ranked as a three-star recruit and the No. 11 overall prospect in the state of Illinois by Scout.com ... Chicago Tribune All-State selection ... Named to the IHSFCA 6A All-State squad ... South Suburban Blue Conference Player of the Year ... Caught 93 passes for 1,431 yards and 28 touchdowns as a senior ... Finished one score shy of matching Illinois single-season touchdown record ... Helped the Indians finish 13-1 and reach the IHSA 6A state championship game ... Attended Marist H.S. as a junior and recorded 20 touchdowns on 103 receptions for 1,488 yards.

### PERSONAL

Born Flynn Anthony Nagel ... Son of Ron and Linda Nagel ... Brothers, Brett (2009-11) and Aaron (2010) played at Northwestern ... Sister, Erica, plays softball at Loyola ... All six Nagel siblings have been NCAA scholarship student-athletes ... Chose Northwestern over Duke, Illinois, Indiana, Purdue, Cincinnati and others ... Major is undeclared

### CAREER HONORS & AWARDS

- Academic All-Big Ten (2016)

### CAREER HIGHS

- Receptions: 6 (2x), last at Minnesota (Nov. 19, 2016)
- Receiving Yards: 81 at Michigan State (Oct. 15, 2016)
- Long Reception: 57 at Michigan State (Oct. 15, 2016)
- Touchdowns: 1 (2x), last at Minnesota (Nov. 19, 2016)
- Punt Returns: 5 vs. Duke (Sept. 17, 2016)
- Punt Return Yards: 47 at Iowa (Oct. 1, 2016)
- Long Punt Return: 47 at Iowa (Oct. 1, 2016)

### 2015 GAME-BY-GAME


	Receiving				LG
	NO.	YDS	TD	LG	
Stanford	1	5	0	5	
Eastern Illinois	0	0	0	0	
at Duke	1	3	0	3	
Ball State	0	0	0	0	
Minnesota	-	-	-	-	
at Michigan	2	12	0	7	
Iowa	1	6	0	6	
at Nebraska	1	14	0	14	
Penn State	2	34	0	26	
Purdue	1	15	0	15	
at Wisconsin	2	24	0	20	
at Illinois	0	0	0	0	
vs. Tennessee	1	11	0	11	

### 2016 GAME-BY-GAME STATISTICS

	Receiving				LG	Kick Returns				LG	Punt Returns			
	NO.	YDS	TD	LG		NO.	YDS	TD	LG		NO.	YDS	TD	LG
Western Michigan	0	0	0	0		0	0	0	0	0	0	0	0	
Illinois State	4	44	0	16		0	0	0	0	1	-2	0	0	
Duke	1	33	0	33		0	0	0	0	5	44	0	13	
Nebraska	5	48	0	17		1	27	0	27	1	5	0	5	
at Iowa	1	6	0	6		0	0	0	0	1	47	0	47	
at Michigan State	5	81	1	57		1	24	0	24	3	12	0	7	
Indiana	6	40	0	14		0	0	0	0	3	13	0	7	
at Ohio State	0	0	0	0		0	0	0	0	0	0	0	0	
Wisconsin	4	37	0	17		1	17	0	17	1	1	0	1	
at Purdue	2	30	0	16		2	30	0	16	1	-2	0	0	
at Minnesota	6	65	1	21		0	0	0	0	1	5	0	5	
Illinois	3	37	0	14		0	0	0	0	2	9	0	10	
vs. Pittsburgh	3	26	0	21		0	0	0	0	1	0	0	0	

# JORDAN THOMPSON

JUNIOR | DEFENSIVE LINE  
6-3 | 287 | CINCINNATI, OHIO | LaSALLE



DL

**Career Statistics**

	G	SOLO	AST	TOTAL	TFL-YD	SK-YD	FF-FR	INT-YD	QBH	PBU
2015	13	7	8	15	0.5-2	0-0	0-0	0-0	0	1
2016	12	8	12	20	2.0-0	0-0	0-0	0-0	0	1
<b>Totals</b>	<b>25</b>	<b>15</b>	<b>20</b>	<b>35</b>	<b>2.5-2</b>	<b>0-0</b>	<b>0-0</b>	<b>0-0</b>	<b>0</b>	<b>2</b>

**2016 (SOPHOMORE)**

Appeared in 12 of 13 games, starting the last 10 games of the regular season ... Had at least two tackles in six games ... Finished the season with a career-high 20 tackles ... Had a tackle for loss in the Wildcats' win over No. 23 Pittsburgh in the 2016 Pinstripe Bowl ... Made a season-high five stops, including a career-high four solo and a tackle for loss, versus No. 8 Wisconsin ... Notched three tackles versus Duke, at Iowa and at Minnesota ... Named Northwestern's Defensive Big Playmaker following the Wisconsin game.

**2015 (FRESHMAN)**

Appeared in every game, starting two ... Led all true freshmen in tackles ... Only one of two true freshmen to play in every game ... Recorded four tackles in game versus Michigan ... Picked up a pair of tackles vs. Duke ... Assisted on a TFL in victory over Penn State.

**HIGH SCHOOL**

Earned four-star rating from Scout.com ... Rated as the 12th-best recruit in the state of Ohio ... Checks in at No. 210 in the Scout 300 ... Named AP All-Ohio Division II Defensive Player of the Year ... Claimed spot on AP All-Ohio First Team defense ... AP Southwest Ohio Division II Defensive Player of the Year ... Greater Catholic League South First Team defensive lineman ... Helped the Lancers go 14-1 and win the 2014 Division II state championship, the first in program history ... Recorded 100 tackles, 6.5 sacks, a fumble return for a touchdown and an interception in final two seasons ... Also caught a pass for 18 yards on offense ... Claimed LaSalle H.S. MVP honors and served as a two-year team captain ... Also played basketball for two seasons ... Four-year member of the Honor Roll.

**PERSONAL**

Born Jordan Ezekiel Thompson in Cincinnati ... Son of James and Felicia Thompson ... Brother, Trey, plays football at Tennessee Tech ... Father, James, played at Kentucky State ... Attended same high school several notable NFL players including Brent and Garrett

Celek, Devier and Julian Posey and Darryl Meadows ... Chose Northwestern over Alabama, Notre Dame, Michigan State, Duke and others ... Played against former Wildcat Ifeadi Odenigbo and teammate Keith Watkins II during high school ... Attended the same high school as teammate Jeremy Larkin ... Major is undeclared.

**CAREER HIGHS**

- Tackles: 5 vs. Wisconsin (Nov. 5, 2016)
- Solo Tackles: 4 vs. Wisconsin (Nov. 5, 2016)
- Assisted Tackles: 3 vs. Duke (Sept. 17, 2016)
- Tackles for Loss: 1 vs. Wisconsin (Nov. 5, 2016)
- Pass Breakups: 1 (2x), last at Ohio State (Oct. 29, 2016)

**2015 GAME-BY-GAME STATISTICS**

	UA-A-T	TFL-YD	SK-YD	FF-FR	INT-YD	QBH	PBU
Stanford	0-0-0	0-0	0-0	0-0	0-0	0	0
Eastern Illinois	0-0-0	0-0	0-0	0-0	0-0	0	0
at Duke	1-1-2	0-0	0-0	0-0	0-0	0	0
Ball State	1-0-1	0-0	0-0	0-0	0-0	0	0
Minnesota	1-0-1	0-0	0-0	0-0	0-0	0	0
at Michigan	2-2-4	0-0	0-0	0-0	0-0	0	0
Iowa	1-0-1	0-0	0-0	0-0	0-0	0	0
at Nebraska	0-1-1	0-0	0-0	0-0	0-0	0	0
Penn State	0-1-1	0.5-2	0-0	0-0	0-0	0	1
Purdue	0-1-1	0-0	0-0	0-0	0-0	0	0
at Wisconsin	0-1-1	0-0	0-0	0-0	0-0	0	0
at Illinois	0-0-0	0-0	0-0	0-0	0-0	0	0
vs. Tennessee	1-1-2	0-0	0-0	0-0	0-0	0	0

**2016 GAME-BY-GAME STATISTICS**

	UA-A-T	TFL-YD	SK-YD	FF-FR	INT-YD	QBH	PBU
Western Michigan	-	-	-	-	-	-	-
Illinois State	0-0-0	0-0	0-0	0-0	0-0	0	0
Duke	0-3-3	0-0	0-0	0-0	0-0	0	0
Nebraska	0-0-0	0-0	0-0	0-0	0-0	0	0
at Iowa	1-2-3	0-0	0-0	0-0	0-0	0	0
at Michigan State	1-1-2	0-0	0-0	0-0	0-0	0	0
Indiana	0-0-0	0-0	0-0	0-0	0-0	0	0
at Ohio State	0-2-2	0-0	0-0	0-0	0-0	0	1
Wisconsin	4-1-5	1.0-1	0-0	0-0	0-0	0	0
at Purdue	1-0-1	0-0	0-0	0-0	0-0	0	0
at Minnesota	1-2-3	0.5-5	0-0	0-0	0-0	0	0
Illinois	0-0-0	0-0	0-0	0-0	0-0	0	0
vs. Pittsburgh	0-1-1	0.5-4	0-0	0-0	0-0	0	0



**COREY ACKER**  
 RUNNING BACK  
 5-9 | 184 | SENIOR  
 BALLSTON, LAKE, N.Y.  
 SHENEDEHOWA CENTRAL

25

### 2016 (JUNIOR)

Appeared in eight games, primarily on special teams ... Recorded a season-high two tackles in 42-21 win over rival Illinois ... Had a season-high three carries versus the Fighting Illini ... Recorded a special teams tackle in the Wildcats' Pinstripe Bowl victory over No. 23 Pittsburgh ... Also had a tackle versus Wisconsin ... Named Northwestern Special Teams Player of the Week following Wisconsin game ... Academic All-Big Ten.

### 2016 (SOPHOMORE)

Appeared in 12 contests, primarily on special teams ... Carried the ball five times for 57 yards, including a career-long 31-yard rush versus Eastern Illinois ... Recorded a pair of tackles on special teams at Duke ... Recorded 25 yards on three carries in the bowl game against Tennessee ... Twice named Offensive Practice Player of the Week ... Academic All-Big Ten.

### 2014 (REDSHIRT FRESHMAN)

Contributed on special teams in eight games as a redshirt freshman, primarily on kickoff return coverage ... Made three tackles on the season, with one each vs. Cal, Penn State and Wisconsin ... Named NU's Offensive Practice Player of the Week on three occasions during the season ... Academic All-Big Ten.

### HIGH SCHOOL

Played two years of varsity football at Shenendehowa, earning Section 2 Empire Division Player of the Year honors and third-team all-state accolades as a senior ... First-team All-Section 2 as a defensive back and punter ... Three-time Section 2 Player of the Week ... Recorded 14 touchdowns, 644 rushing yards (10.7 ypc) and over 1,000 all-purpose yards in 2012 ... Helped team to 11-1 season and state semifinals appearance in 2011 and to a Section 2 runner-up finish as a senior ... Once recorded 166 yards and four touchdowns on eight carries in Section 2 semifinal game ... Team MVP ... Recipient of the Thomas Cahill Courage and Commitment Award ... Also played two years of varsity lacrosse ... National Honor Society member and National Football Foundation and College Hall of Fame Scholar-Athlete.

### PERSONAL

Born Corey George Acker in Mt. Kisco, N.Y. ... Son of Melinda and Brad Acker ... Father played football at Penn State ... Chose NU over Penn State, Rutgers and Maryland ... Major is economics with a minor in Business Institutions.

### CAREER HONORS & AWARDS

- Academic All-Big Ten (2014, '15, '16)

### CAREER HIGHS

- Rushing Yards: 57 vs. Eastern Illinois (Sept. 12, 2015)
- Rushing Attempts: 5 vs. Eastern Illinois (Sept. 12, 2015)
- Long Run: 31 vs. Eastern Illinois (Sept. 12, 2015)
- Tackles: 2 vs. Illinois (Nov. 26, 2016)
- Solo Tackles: 2 vs. Illinois (Nov. 26, 2016)

N



**MOE ALMASRI**  
 DEFENSIVE BACK  
 5-11 | 175 | GRADUATE  
 MOKENA, ILL.  
 LINCOLN-WAY EAST

37

### 2016 (JUNIOR)

Graduate transfer from Robert Morris University ... Made travel squad for trips to Purdue and Minnesota ... Named Northwestern Special Teams Practice Player of the Week following the Ohio State game ... Did not see game action.

### PERSONAL

Working on a Masters in Health Informatics.



**MATT ALVITI**  
 QUARTERBACK  
 6-0 | 196 | SENIOR  
 PARK RIDGE, ILL.  
 MAINE SOUTH

7

### 2016 (JUNIOR)

Backup quarterback for the Wildcats who appeared in four games during the regular season ... Made season debut versus Illinois State with one carry for three yards ... Completed a pass for two yards at No. 6 Ohio State ... Had one carry for seven yards in the 'Cats' 45-17 win at Purdue ... Academic All-Big Ten.

### 2015 (SOPHOMORE)

Appeared in games against Eastern Illinois and Michigan ... Completed a 12-yard pass at Michigan ... Also rushed three times versus Michigan ... Academic All-Big Ten.

### 2014 (REDSHIRT FRESHMAN)

Appeared in the final four games of the season (debuting vs. Michigan), primarily as an option threat at QB ... Credited with nine rushes for 13 yards gained but finished with one net yard for the season ... Scored on a one-yard touchdown run on NU's first drive of the game in the upset of No. 15 Notre Dame on Nov. 15 ... Completed 2-of-4 pass attempts ... Named NU's Practice Player of the Week following NIU game ... Academic All-Big Ten.

### 2013 (FRESHMAN)

Named NU's Offensive Practice Player of the Week following the Maine game.

### HIGH SCHOOL

Ranked the No. 7 overall prospect in Illinois and the eleventh-best dual-threat QB recruit in the country by Rivals.com ... Ranked as a four-star recruit and the No. 22 quarterback nationally by Scout.com ... Won 2010 Class 8A Illinois State Championship as a sophomore ... Three-time CSL Conference Champions ... Compiled 33-4 record in 3 years playing varsity ... Earned letters in football, basketball, and track ... Compiled 9,750 career passing yards, 85 passing TD's, 2,040 career rushing yards, 43 rushing TD's, 128 total TD's, and had a 65.3% completion percentage ... Earned 2010 All-State Honors from Chicago Tribune ... Three-time CSL All-Conference and All-Area ... Two-time conference Player of the Year on offense ... Named 2012 Offensive Player of the Year in Illinois ... Listed on 2012 All-State Team by Chicago Tribune and Illinois Coaches Association ... Competed in Semper Fi All-American Game ... Named to 2010 and 2012 Academic All-State Team ... Earned 2012 Scholar Athlete Award in CSL ... Dean's List student all four years.

### PERSONAL

Born Matthew James Alviti ... Son of Jim and Rose Alviti ... Major in communication studies and minor in business institutions.

### CAREER HONORS & AWARDS

- Academic All-Big Ten (2014, '15, '16)

### CAREER HIGHS

- Passing Attempts: 3 (2x), last at Michigan (Oct. 10, 2015)
- Completions: 1 (4x), last at Ohio State (Oct. 29, 2016)
- Passing Yards: 12 at Michigan (Oct. 10, 2015)
- Long Pass: 12 at Michigan (Oct. 10, 2015)
- Rushing Attempts: 4 at Purdue (Nov. 22, 2014)
- Rushing Yards: 7 at Purdue (Nov. 12, 2016)
- Long Run: 7 at Purdue (Nov. 12, 2016)
- Rushing Touchdowns: 1 at Notre Dame (Nov. 15, 2014)



**AUSTON ANDERSON**  
 RUNNING BACK  
 5-9 | 192 | JUNIOR  
 PLANO, TEXAS  
 PLANO WEST

8

**2016 (SOPHOMORE)**

Appeared in four games, carrying the ball seven times for 22 yards ... Had a season-high four carries for eight yards versus Illinois State ... Missed a significant amount of the season due to injury ... Also contributed on special teams while healthy and was named the Northwestern Special Teams Player of the Week following the Illinois State game.

**2015 (REDSHIRT FRESHMAN)**

Played in six games ... Rushed for a career-high 56 yards on eight carries against Eastern Illinois ... Totaled 13 carries on the season.

**HIGH SCHOOL**

Named a three-star prospect and the No. 17 all-purpose running back nationally in the class of 2014 by Rivals.com ... Also tabbed the No. 4-rated RB in Texas in the 2014 class and the state's No. 61 by 247Sports ... Twice named a Texas 10-5A first-team All-District selection as well as a two-time first-team All-Collin County honoree ... Compiled 2,968 career rushing yards (7.26 ypc) and 30 touchdowns, becoming Plano West's all-time leading rusher ... 1,342 rushing yards and 14 TDs in 2013 ... As a junior, helped lead Plano West to the state quarterfinals, the deepest playoff run in school history ... Team captain and three-year letterwinner in football ... Also a three-year starter in the sprints for the track team, with a career-best 100-meter dash time of 10.72 seconds.

**PERSONAL**

Born Auston Gregory Anderson in Dallas ... Son of Tjuana Tanner and Martin Anderson ... Father played football at Alcorn State University, uncle (Rod Henderson) was an All-American offensive lineman at Grambling State, and great uncle (Randy Williams) played running back at Indiana University and was a 1961 draft pick by the Dallas Cowboys ... Chose Northwestern over a number of BCS schools including Texas, Stanford, Cal, Arizona, Nebraska and Tennessee ... Major is learning and organizational change.

**CAREER HIGHS**

- Rushing Yards: 56 vs. Eastern Illinois (Sept. 12, 2015)
- Rushing Attempts: 8 vs. Eastern Illinois (Sept. 12, 2015)
- Long Run: 22 vs. Eastern Illinois (Sept. 12, 2015)



**JOE BERGIN**  
 DEFENSIVE BACK  
 5-11 | 192 | SOPHOMORE  
 BLOOMFIELD HILLS, MICH.  
 DETROIT COUNTRY DAY

47

**2016 (REDSHIRT FRESHMAN)**

Made collegiate debut in 45-17 win at Purdue, recording a solo tackle in the fourth quarter ... Made a career-high two tackles – both on special teams – in the Wildcats' Pinstripe Bowl victory over No. 23 Pittsburgh ... Named Northwestern Defensive Practice Player of the Week following the Wildcats' win at Iowa.

**HIGH SCHOOL**

Three-year letterwinner and team captain at Detroit Country Day ... Played defensive back, linebacker and running back for the Yellow Jackets ... Registered 78 tackles, eight sacks, 17 tackles for loss and eight hurries in 2014 ... Also registered three pass breakups and two fumble recoveries, including one for a touchdown ... Helped Yellow Jackets win 26 games as a three-year starter ... Team won Regional championships all three years and District championships in two of three seasons ... Detroit Country Day finished as MHSAA runners-up in 2012 ... Also served as captain of the lacrosse team and helped to win 2014 MHSAA state title in that sport ... Inducted into Detroit Country Day Cum Laude Society representing the top 10 percent of class.

**PERSONAL**

Born Joseph Michael Bergin ... Son of Nicola and Joseph Bergin ... Father, Joseph, was a starter on Michigan State's 1987 Big Ten champion team and its 1988 Rose Bowl champion team ... Attended same high school as Shane Battier, Chris Webber, Jonas Gray and Steve Ballmer ... Chose Northwestern over Michigan State, Stanford, Penn and Columbia ... Major is economics with a minor in business institutions.

**CAREER HIGHS**

- Tackles: 2 vs. Pittsburgh (Dec. 28, 2016)
- Solo Tackles: 1 (2x), last vs. Pittsburgh (Dec. 28, 2016)
- Assisted Tackles: 1 vs. Pittsburgh (Dec. 28, 2016)



**JESSE BROWN**  
 RUNNING BACK  
 5-11 | 197 | R-FRESHMAN  
 LILBURN, GA.  
 BROOKWOOD

36

**2016 (FRESHMAN)**

Redshirted his freshman season ... Named NU Offensive Practice Player of the Week by the coaches following the Ohio State week ... Earned NU Special Teams Practice Player of the Week honors following Purdue game.

**HIGH SCHOOL**

Earned a three-star rating from 247 Sports, which ranked him as the No. 27 All-Purpose Back in the nation ... Piled up more than 3,300 rushing yards and 26 touchdowns for the Broncos ... Two-time Second Team All-County ... Three-time Gwinett County Touchdown Club Player of the Month ... 2013 Great American Rivalries Game MVP ... 2013 Gwinett Gridiron Newcomer of the Year ... Earned four varsity letters in track & field, competing in the 100m, 200m and 4x100m relay events ... Member of NG3 non-profit service organization ... Volunteer youth football coach ... Volunteer at Rainbow Village transitional housing community ... Ranked in the Top-5% of his graduating class at Brookwood ... Four-time Brookwood Scholar-Athlete ... Selected as the Outstanding Senior by Brookwood teachers.

**PERSONAL**

Born Jesse Jahkeem Brown in Fort Myers, Florida ... Son of Oliviere and Deborah Brown ... Brother Jonathan earned First Team All-SEC honors in rugby at Georgia ... Brother Joshua is a running back at the United States Naval Academy ... Anticipated major at Northwestern is Mechanical Engineering.



**GRAHAM BULLMORE**  
OFFENSIVE LINE  
6-7 | 290 | SENIOR  
KENOSHA, WIS.  
BRADFORD

74

**2016 (JUNIOR)**

Appeared in all 13 games on Northwestern field goal and extra-point units ... Academic All-Big Ten.

**2015 (SOPHOMORE)**

Made collegiate debut in shutout of Eastern Illinois ... Academic All-Big Ten.

**2014 (REDSHIRT FRESHMAN)**

Did not see game action.

**HIGH SCHOOL**

Three-year letterwinner in football, earning first-team All-Conference and All-Region honors ... Honorable mention All-State performer ... Named to the All-Area first team for offense by Milwaukee Journal Sentinel ... Helped Bradford claim 2011 Division 1 Wisconsin State Championship with 14-0 record ... Also a four-year letterwinner in track for shotput and discus ... Earned SEC Athlete Award ... In the classroom, was an AP Scholar and honor roll student, graduating seventh in a class of over 500 students.

**PERSONAL**

Born Graham Michael Bullmore ... Son of Michael and Beverly Bullmore ... Father earned Ph.D. in Rhetorical History and Criticism from NU ... Major is civil engineering.

**CAREER HONORS & AWARDS**

- Academic All-Big Ten (2015, '16)



**BRIAN BULLOCK**  
DEFENSIVE BACK  
5-11 | 182 | R-FRESHMAN  
ROUND ROCK, TEXAS  
ROUND ROCK

26

**2016 (FRESHMAN)**

Redshirted his freshman season ... Named Defensive Practice Player of the Week by NU coaching staff following the Ohio State game.

**HIGH SCHOOL**

Earned a three-star rating from 247 Sports ... Team captain led Round Rock to back-to-back district championships in 2014 and 2015, playing both cornerback and safety ... Totaled 81 tackles and three interceptions as a senior, and 184 tackles and nine interceptions over the course of his varsity career ... 2015 First Team All-District ... 2015 Third Team All-Central Texas ... 2014 Second Team All-District ... Also ran track and played baseball and basketball during his high school career ... Two-time Academic All-District.

**PERSONAL**

Born Brian Michael Bullock in Austin, Texas ... Parents James and Michelle Bullock ... Major is undeclared.



**J.B. BUTLER**  
OFFENSIVE LINE  
6-3 | 304 | JUNIOR  
PLAINFIELD, ILL.  
JOLIET CATHOLIC

59

**2016 (SOPHOMORE)**

Started the final seven games of the seasons, six at left guard and one at right guard ... The Wildcats rushed for 253 and 278 yards in wins at Purdue and over Illinois with Butler in the starting lineup ... Was key in the Wildcats rushing for 248 yards in their Pinstripe Bowl victory over No. 23 Pittsburgh ... Also contributes on special teams as a personal protector on punt unit ... Forced a fumble in the Wildcats' win over the Fighting Illini.

**2015 (REDSHIRT FRESHMAN)**

Appeared in eight games, primarily as a backup center and on field goal units.

**HIGH SCHOOL**

Four-year varsity letterwinner at Joliet Catholic ... First-team All-Area and second-team All-State honoree ... Three-time All-East Suburban Catholic performer ... Helped Joliet Catholic achieve an overall record of 40-13 in his four years with the Hilltoppers ... Three-time Academic All-State ... Also an honor roll student and a member of the National Spanish Honor Society.

**PERSONAL**

Born James Robert Butler in Joliet, Ill. ... Son of Tom and Margaret Butler ... Father played Division I basketball at Butler University ... Chose Northwestern over Illinois, Harvard, Brown, Dartmouth and Northern Illinois ... Major is political science with a minor in business institutions.



**RODERICK CAMPBELL**  
DEFENSIVE BACK  
6-0 | 193 | SOPHOMORE  
ST. LOUIS, MO.  
CHAMINADE COLLEGE PREP

27

**2016 (FRESHMAN)**

One of three true freshmen to see the field this season ... Appeared in nine games, primarily on special teams and as a backup cornerback ... Made first career tackle at No. 6 Ohio State ... Had a solo tackle and his first career pass break up in the Wildcats' 45-17 win at Purdue.

**HIGH SCHOOL**

Earned a four-star rating from Rivals, which ranked him as the No. 3 player in the state of Missouri and the No. 19 cornerback prospect in the country ... Earned a three-star rating from 247 Sports ... Four-year starter and three-time team captain led Chaminade to a 12-2 mark and a spot in the 2015 Missouri Class 5 finals as a senior ... Recorded 63 tackles, 14 pass breakups, four interceptions and two touchdowns in his final season for the Red Devils ... 2015 First Team All-State ... 2014 Second Team All-State ... Three-time All-Metro ... Three-time All-Conference honoree... Major is undeclared.



**TOMMY CARNIFAX**  
DEFENSIVE END  
6-4 | 260 | R-FRESHMAN  
WARREN, OHIO  
HOWLAND

94

**2016 (FRESHMAN)**

Enrolled during the winter quarter, joining the team for spring practice ... Redshirted his freshman season.

**HIGH SCHOOL**

Earned a three-star rating from 247 Sports, which ranked him as the No. 24 prospect in the state of Ohio ... Piled up 57 tackles, 5.0 sacks and 16.0 tackles-for-loss as a junior in 2014 and also lined up as a tight end on the offensive side of the ball ... Hails from the same hometown and high school as former Wildcats standout Tyler Scott.

**PERSONAL**

Major is learning and organizational change.



**RAMAUD CHIAOKHIAO-BOWMAN**  
WIDE RECEIVER  
6-2 | 199 | R-FRESHMAN  
MINNEAPOLIS, MINN. | BRECK

**81**

**HIGH SCHOOL**

Earned a three-star rating from 247 Sports, which ranked him as the No. 10 prospect in the state of Minnesota ... Three-time All-State Metro Team and four-time All-Conference honoree ... Recorded a school-record 162 career receptions for 2,517 yards and 24 TD over four varsity seasons ... Piled up 3,719 all-purpose yards and 30 TD while seeing time as a QB, RB, WR, FS, CB, KR, PR, kicker and punter for the Mustangs ... Established Breck School records for touchdowns in a single game (5) and career receptions (162) ... Three-sport athlete earned four varsity letters in basketball and four in track ... Set school records in the long jump (22'2") and triple jump (46'5") ... Earned four All-Conference honors in track and three in basketball ... Two-time Minnesota State Runner-Up in triple jump ... Honor roll student ... Six-time Headmasters List of Honors recipient ... Played drums in Breck Jazz Band.

**PERSONAL**

Born Ramaud Sakone Chiaokhiao-Bowman in Minneapolis ... Parents Phet and Scott Bowman ... Major is undeclared.



**TOMMY DOLES**  
OFFENSIVE LINE  
6-4 | 290 | JUNIOR  
GRAND RAPIDS, MICH.  
GRAND RAPIDS CHRISTIAN

**71**

**2016 (SOPHOMORE)**

Honorable Mention All-Big Ten as voted by the conference's coaches and media ... CoSIDA Academic All-District 5 selection ... Started all 13 games as a redshirt sophomore, including 12 at right guard and one at right tackle ... Helped pave the way for junior running back Justin Jackson, who became the first player in program history to rush for over 1,000 yards in three-straight seasons and finished with a career-high 1,524 yards and 15 touchdowns ... Part of a starting unit that totaled over 400 yards of offense in six games, including a season-high 605 yards in the Wildcats' 45-17 win at Purdue ... Named Offensive Big Playmaker by NU coaching staff following the Western Michigan game ... Academic All-Big Ten.

**2015 (REDSHIRT FRESHMAN)**

Made his collegiate debut versus Eastern Illinois ... Appeared in six games on field goal and extra-point units ... Academic All-Big Ten.

**HIGH SCHOOL**

Deemed the state of Michigan's No. 12 overall prospect and the No. 2 offensive line recruit in the state by 247Sports ... Earned a three-star rating from Rivals.com ... Three-time OK White All-Conference selection and a 2013 first-team All-State honoree ... Named to the Detroit Free Press and Detroit News All-State Dream Team and twice was named to the Grand Rapids Press Area Dream Team ... Played left tackle on offense as well as on the defensive line ... Helped Grand Rapids Christian win a 2012 Division 3 state championship and was named team MVP as a senior in 2013 ... Team captain ... First-team Academic All-State ... President of school's National Honor Society and Student Congress ... Also the recipient of school's Ron Holland Scholar-Athlete Award.

**PERSONAL**

Born Thomas Steven Doles in Grand Rapids, Mich. ... Son of Jack and Susan Doles ... Father is the sports director and a broadcaster for WOOD-TV in Grand Rapids ... Comes from a long line of athletes, as his grandfather played basketball at DePaul, his cousin (Kyle Lichtenburg) played football at Iowa State and two aunts played Division I volleyball ... Chose Northwestern over Michigan, Iowa State and the service academies ... Heavily involved in leading FCA chapels and played first-chair tuba in his school's symphonic band ... Birthday is Christmas Day (1995) ... Major is political science.

**CAREER HONORS & AWARDS**

- All-Big Ten Honorable Mention (Coaches/Media, 2016)
- CoSIDA Academic All-District 5 Selection (2016)
- Academic All-Big Ten (2015, '16)



**ERIC ESHOO**  
SUPERBACK  
6-4 | 230 | R-FRESHMAN  
CHICAGO, ILL.  
LOYOLA, ACADEMY

**87**

**2016 (FRESHMAN)**

Redshirted his freshman season ... Named the Special Teams Practice Player of the Week by the NU coaching staff following the Michigan State game.

**HIGH SCHOOL**

Earned a three-star rating from 247 Sports, which ranked him as the No. 23 player in the state of Illinois ... Helped lead the Ramblers to the 2015 IHSA 8A State Championship ... Caught 29 passes for 524 yards and 6 touchdowns as a senior ... 2015 Champaign News-Gazette All-State Team ... 2015 All-Area Team ... Chicago Catholic League All-Conference ... 2015 All-USA Illinois Football First Team ... Three-sport athlete also competed in basketball and baseball at Loyola.

**PERSONAL**

Born Eric Austin Eshoo in Park Ridge, Illinois ... Parents David and Sherry Eshoo ... Major is undeclared.



**CHARLIE FESSLER**  
WIDE RECEIVER  
6-3 | 216 | SOPHOMORE  
ERIE, PA.  
CATHEDRAL PREP

**5**

**2016 (REDSHIRT FRESHMAN)**

Appeared 11 games as a backup wide receiver and on special teams units ... Made his first career catch for seven yards versus Nebraska ... Contributed with a special teams tackle in the Wildcats' 38-31 win at Iowa.

**HIGH SCHOOL**

Named a three-star prospect and the No. 29 wide receiver in Pennsylvania in the class of 2015 by Scout.com ... Also tabbed the state's No. 20 prospect by 247Sports ... Selected to participate in the prestigious PSFCA/Big 33 All-Star game ... 2014 All-State First Team selection by the PA Football Writers ... First Team All-District honoree by the Erie Times News ... First Team All-Region 6 selection (coaches) ... Caught 41 passes and 10 touchdowns for Ramblers in 2014 ... Added 17 tackles and six interceptions as a safety on defense ... Set Cathedral Prep record for career receptions (106) ... Finished second in program history in career receiving yards (1,730) ... Helped team to a 39-2 record since 2012 and a state championship that season ... Also starred on the baseball diamond as an outfielder ... Received All-State accolades as a junior in 2014 while leading the team in batting average, stolen bases and doubles ... Team captain of football, baseball and basketball teams ... Two-time class president ... National Honor Society member.

**PERSONAL**

Born Charles Patrick Fessler in Erie, Pa. ... Son of James and Alison Fessler ... Brother, Billy, is a redshirt freshman quarterback at Penn State ... Chose Northwestern over 20 scholarship offers, including ones from Big Ten rival Nebraska and Boston College ... Major is Learning and Organizational Change.

**CAREER HIGHS**

- Receptions: 1 vs. Nebraska (Sept. 24, 2016)
- Receiving Yards: 7 vs. Nebraska (Sept. 24, 2016)
- Long Reception: 7 vs. Nebraska (Sept. 24, 2016)
- Tackles: 1 at Iowa (Oct. 1, 2016)
- Solo Tackles: 1 at Iowa (Oct. 1, 2016)



**PADDY FISHER**  
LINEBACKER  
6-4 | 245 | R-FRESHMAN  
KATY, TEXAS  
KATY

# 42

### 2016 (FRESHMAN)

Redshirted his true freshman season ... Named Defensive Practice Player of the Week by NU coaching staff following the Illinois State game ... Also earned Special Teams Player of the Week honors following contests versus Iowa and Wisconsin.

### HIGH SCHOOL

Earned a three-star rating from 247 Sports, which ranked him as one of the nation's Top-50 Inside Linebacker recruits ... 2015 Greater Houston High School Rotary Lombardi Award winner ... Helped lead the Katy Tigers to the Class 6A Division II Texas State Championship and the top spot in the MaxPreps national high school rankings ... Keyed a defense that allowed a total of 62 points in 16 games, including ten shutouts, while winning its first state title since 2012 and eighth overall ... Earned All-State and All-District honors ... Piled up 350 total tackles, 25 tackles for loss, eight sacks and eight forced fumbles during his varsity career ... High school teammate of fellow 2016 Northwestern signee Travis Whillock.

### PERSONAL

Born Padriac William Fisher in Houston ... Son of Kathiann and Steven (deceased) ... Major is undeclared.

## NATHAN FOX



**NATHAN FOX**  
LINEBACKER  
6-2 | 242 | SOPHOMORE  
HOUSTON, TEXAS  
CLEAR LAKE

# 45

### 2016 (REDSHIRT FRESHMAN)

Appeared in all 13 games as a backup linebacker and on special teams units ... Had a season-high two tackles in wins over Duke, Purdue and Illinois ... Recorded his first career tackle in the season opener versus Western Michigan

#### 2016 GAME-BY-GAME STATISTICS

	UA-A-T	TFL-YD	SK-YD	FF-FR	INT-YD	QBH	PBU
Western Michigan	1-0-1	0-0	0-0	0-0	0-0	0	0
Illinois State	0-0-0	0-0	0-0	0-0	0-0	0	0
Duke	2-0-2	0-0	0-0	0-0	0-0	0	0
Nebraska	0-1-1	0.5-0	0-0	0-0	0-0	0	0
at Iowa	0-0-0	0-0	0-0	0-0	0-0	0	0
at Michigan State	0-1-1	0-0	0-0	0-0	0-0	0	0
Indiana	0-1-1	0-0	0-0	0-0	0-0	1	0
at Ohio State	1-0-1	0-0	0-0	0-0	0-0	0	0
Wisconsin	0-0-0	0-0	0-0	0-0	0-0	0	0
at Purdue	1-1-2	0-0	0-0	0-0	0-0	0	0
at Minnesota	0-0-0	0-0	0-0	0-0	0-0	0	0
Illinois	2-0-2	0-0	0-0	0-0	0-0	0	0
vs. Pittsburgh	0-1-1	0-0	0-0	0-0	0-0	0	0
<b>Totals</b>	<b>7-5-12</b>	<b>0.5-0</b>	<b>0-0</b>	<b>0-0</b>	<b>0-0</b>	<b>1</b>	<b>0</b>

... Had an assist on a tackle for loss in the Big Ten opener versus Nebraska ... Recorded his first career pass breakup in the 'Cats' win over Indiana ... Assisted on a tackle in the Wildcats' Pinstripe Bowl victory over No. 23 Pittsburgh.

### HIGH SCHOOL

Earned a three-star rating from 247Sports, which ranked him as the No. 22 inside linebacker prospect in the country ... Rated the fourth-best linebacker prospect in Texas by Rivals.com ... Named a Second Team All-American by MaxPreps.com ... Earned First Team All-State honors from the Texas Associated Press ... Two-time District 24-6A most valuable player ... Voted Clear Lake's best linebacker three times ... Team MVP in 2014 ... All-Greater Houston Area First Team selection ... Named National Underclassmen Combine All-American in 2014 ... Recorded 400 career tackles and three interceptions for the Falcons ... Two-time team captain ... Also ran as a sprinter on the track team ... 2011 Academic All-District selection.

### PERSONAL

Born Nathan Daniel Fox in Houston ... Son of Greg and Henriette Fox ... Chose Northwestern over offers from Stanford, Oregon and Texas ... Major is undeclared.

### CAREER HIGHS

- Tackles: 2 (3x), last vs. Illinois (Nov. 26, 2016)
- Solo Tackles: 2 (2x), last vs. Illinois (Nov. 26, 2016)
- Assisted Tackles: 1 at Ohio State (Oct. 29, 2016)
- Tackles for Loss: 0.5 vs. Nebraska (Sept. 24, 2016)
- Quarterback Hurries: 1 vs. Indiana (Oct. 22, 2016)



**JOE GAZIANO**  
DEFENSIVE END  
6-4 | 270 | SOPHOMORE  
SCITUATE, MASS.  
XAVERIAN BROTHERS

**97**

**2016 (REDSHIRT FRESHMAN)**

Redshirt freshman ... Appeared in all 13 games as a backup defensive end and pass rusher ... Finished the season tied for second on the team with 4.5 sacks for a loss of 29 yards ... Matched a season-high with four

**2016 GAME-BY-GAME STATISTICS**

	UA-A-T	TFL-YD	SK-YD	FF-FR	INT-YD	QBH	PBU
Western Michigan	1-2-3	0-0	0-0	0-0	0-0	0	0
Illinois State	1-0-1	0-0	0-0	0-0	0-0	0	0
Duke	2-1-3	1.0-9	0-0	0-0	0-0	0	0
Nebraska	1-1-2	1.0-11	0-0	0-0	0-0	0	0
at Iowa	0-0-0	0-0	0-0	0-0	0-0	0	1
at Michigan State	3-1-4	1.0-7	1.0-7	0-1	0-0	1	0
Indiana	1-0-1	1.0-6	1.0-6	0-0	0-0	1	0
at Ohio State	1-1-2	0-0	0-0	0-0	0-0	0	0
Wisconsin	2-0-2	0-0	0-0	0-0	0-0	0	1
at Purdue	2-0-2	2.0-5	2.0-5	0-0	0-0	0	0
at Minnesota	-	-	-	-	-	-	-
Illinois	0-0-0	0-0	0-0	0-0	0-0	0	0
vs. Pittsburgh	1-3-4	0.5-9	0.5-9	0-0	0-0	1	0
<b>Totals</b>	<b>15-9-24</b>	<b>6.5-47</b>	<b>4.5-27</b>	<b>0-1</b>	<b>0-0</b>	<b>4</b>	<b>2</b>

tackles, including half a sack, in the Wildcats' PinStripe Bowl victory over No. 23 Pittsburgh ... Recorded his first career sack and had a season-high four tackles in the Wildcats' 38-31 win at Michigan State ... Recorded his second sack of the season in the 'Cats 24-14 win over Indiana on Homecoming ... Had a season-high two sacks in the 45-17 win at Purdue ... Also had tackles for loss versus Duke and Nebraska ... Totaled six tackles for loss on the season for a total of 38 yards ... Recovered his first career fumble at Michigan State ... Named the Northwestern Defensive Player of the Week following the win at Michigan State ... Named NU Defensive Player of the Week following the Michigan State game ... Academic All-Big Ten.

**2015 (FRESHMAN)**

Redshirted his true freshman season ... Named Defensive Practice Player of the Week three times (Michigan, Nebraska, and Illinois).

**HIGH SCHOOL**

Named the No. 1 prospect in Massachusetts by Scout.com, 247Sports and Rivals.com ... 2014 Massachusetts Gatorade Player of the Year ... Three-star prospect rated as the nation's 43rd-best defensive end by Scout ... 2014 USA Today Second Team All-USA ... Semper Fidelis All-American (East captain) ... 2014 Boston Globe Division One Player of the Year ... Massachusetts Coaches Association All-State Team ... 2014 ESPN Boston Mr. Football ... Two-time Catholic Conference most valuable player ... Recorded 53 tackles, including 21 for loss and 16 sacks in 2014 ... Helped Hawks finish 12-0 with a Division One Super Bowl championship ... Had seven tackles, two sacks and a 35-yard field goal in the Super Bowl game ... Tallied 141 tackles, 33 sacks and four blocked kicks in career for Xaverian Brothers ... Captained both the football and lacrosse teams ... Two-time Boston Herald All-Scholastic honoree ... Honor Roll recipient.

**PERSONAL**

Born Joseph Matthew Gaziano in Scituate, Mass. ... Son of Frank and Mary Ellen Gaziano ... Father, Frank, and uncle, Joe, played football at Lafayette College ... Attended same high school as NFL quarterbacks Tim and Matt Hasselbeck and former NBA player Dana Barros ... Chose Northwestern over Boston College, Syracuse, Big Ten foe Rutgers and others ... Major is undeclared.

**CAREER HONORS & AWARDS**

- Academic All-Big Ten (2016)

**CAREER HIGHS**

- Tackles: 4 at Michigan State (Oct. 15, 2016)
- Solo Tackles: 3 at Michigan State (Oct. 15, 2016)
- Assisted Tackles: 2 vs. Western Michigan (Sept. 3, 2016)
- Tackles for Loss: 2 at Purdue (Nov. 12, 2016)
- Sacks: 2 at Purdue (Nov. 12, 2016)
- Quarterback Hurries: 1 vs. Western Michigan (Sept. 3, 2016)
- Fumble Recoveries: 1 at Michigan State (Oct. 15, 2016)
- Pass Breakups: 1 (2x), last vs. Wisconsin (Nov. 5, 2016)



**TYLER GILLIKIN**  
LONG SNAPPER  
6-2 | 213 | R-FRESHMAN  
ATLANTA, GA.  
WESTMINSTER

**43**

**HIGH SCHOOL**

Captained The Westminster Schools to the 2015 Georgia AAA State Championship ... First Team All-State Class AAA ... First Team All-Metro Atlanta ... Piled up 82 tackles and led the Wildcats with 23 tackles for loss, 6.5 sacks, five pass breakups and two forced fumbles as a senior ... Played both offense (tackle, tight end) and defense, earning Team Defensive Player of the Week honors four times, and Offensive Player of the Week laurels twice ... Helped lead the Wildcats to the 2014 Georgia AAA Semifinals ... Three-sport athlete also earned varsity letters in track (high jump) and basketball ... National Honor Society ... Honor Roll student ... AP Scholar.

**PERSONAL**

Born Tyler Brent Gillikin in Atlanta ... Father, Walt, was a swimmer at the University of North Carolina-Chapel Hill ... Mother, Taryn, was an All-American swimmer at the University of Kansas ... Twin brother Blake committed to Penn State as a punter ... Major is undeclared



**JANGO GLACKIN**  
LINEBACKER  
6-0 | 214 | R-FRESHMAN  
LEBANON, OHIO  
IMG ACADEMY (FLA.)

**50**

**2016 (FRESHMAN)**

Redshirted in his true freshman campaign ... Named Defensive Practice Player of the Week by the NU coaching staff following the Illinois game.

**HIGH SCHOOL**

Earned a three-star rating from 247 Sports, which ranked him as a Top-50 outside linebacker prospect in the nation ... Spent his senior season at IMG Academy in Bradenton, Florida ... Piled up 58 tackles, five tackles for loss, 1.5 sacks and one fumble recovery despite being limited to just seven games due to injury ... Also earned two carries for 37 yards on the ground ... Earned IMG's Top Scholar-Athlete Award ... Built a standout career at Ohio's Lebanon High School before transferring to IMG ... National Honor Society.

**PERSONAL**

Born Jango M. Glackin in Dayton, Ohio ... Father Gregory Glackin ... Majoring in Learning and Organizational Change.





**TRENT GOENS**  
DEFENSIVE END  
6-3 | 256 | SOPHOMORE  
CHINO HILLS, CALIF.  
CHINO HILLS

54

**2016 (REDSHIRT FRESHMAN)**

Appeared in nine games as a backup defensive end and on special teams... Had two solo tackles, including one for loss, versus Illinois State ... Had a season-high three tackles in the Wildcats' 54-40 win at Michigan

State ... Intercepted a pass for the first time in his career in the 'Cats' 45-17 win at Purdue ... Named Northwestern Defensive Practice Player of the Week following the Wisconsin game ... Academic All-Big Ten.

**2016 GAME-BY-GAME STATISTICS**

	UA-A-T	TFL-YD	SK-YD	FF-FR	INT-YD	QBH	PBU
Western Michigan	0-0-0	0-0	0-0	0-0	0-0	0	0
Illinois State	2-0-2	1.0-4	0-0	0-0	0-0	0	0
Duke	-	-	-	-	-	-	-
Nebraska	-	-	-	-	-	-	-
at Iowa	-	-	-	-	-	-	-
at Michigan State	1-2-3	0-0	0-0	0-0	0-0	0	0
Indiana	0-0-0	0-0	0-0	0-0	0-0	0	0
at Ohio State	-	-	-	-	-	-	-
Wisconsin	0-0-0	0-0	0-0	0-0	0-0	0	0
at Purdue	0-0-0	0-0	0-0	0-0	1-23	0	0
at Minnesota	0-0-0	0-0	0-0	0-0	0-0	0	0
Illinois	0-0-0	0-0	0-0	0-0	0-0	0	0
vs. Pittsburgh	0-0-0	0-0	0-0	0-0	0-0	0	0
<b>Totals</b>	<b>3-2-5</b>	<b>1.0-4</b>	<b>0-0</b>	<b>0-0</b>	<b>1-23</b>	<b>0</b>	<b>0</b>

**HIGH SCHOOL**

Three-star prospect and rated as the fourth-best defensive end in California according to Scout.com ... Ranked as a top-75 player in the state by Rivals.com ... Earned All-League, All-Area San Gabriel Valley, All-Inland Empire and All-CIF honors as a senior ... Registered 67 tackles, 26 tackles for loss, 12 sacks and four forced fumbles in 2014 ... Also played tight end where he caught 11 passes for 172 yards and a touchdown ... Finished career with 189 tackles, 62 TFL and 31 sacks ... Three-time All-Area San Gabriel Valley honoree ... Captained the Huskies ... Also wrestled for two seasons ... AP Scholar.

**PERSONAL**

Born Trent A. Goens in Chino Hills, Calif. ... Son of Randy and Christine Goens ... Father, Randy, played football at Long Beach State ... Grandfather played basketball at Nebraska ... Chose Northwestern over offers from Arizona, Cal, Washington and Miami ... Majoring in economics and international studies with a minor in business institutions.

**CAREER HONORS & AWARDS**

- Academic All-Big Ten (2016)

**CAREER HIGHS**

- Tackles: 3 at Michigan State (Oct. 15, 2016)
- Solo Tackles: 2 vs. Illinois State (Sept. 10, 2016)
- Assisted Tackles: 2 at Michigan State (Oct. 15, 2016)
- Tackles for Loss: 1 vs. Illinois State (Sept. 10, 2016)
- Interceptions: 1 at Purdue (Nov. 12, 2016)



**MARK GOODEN**  
DEFENSIVE END  
6-1 | 245 | R-FRESHMAN  
REYNOLDSBURG, OHIO  
REYNOLDSBURG

55

**2016 (FRESHMAN)**

Redshirted his freshman season ... Named the Special Teams Practice Player of the Week by the NU coaching staff following the Indiana game ... Also earned Defensive Practice Player of the week honors after the Wisconsin game.

**HIGH SCHOOL**

Earned a three-star rating from 247 Sports ... Captained the Raiders to the 2015 Ohio State Playoffs, the school's first postseason appearance in 14 years ... Appeared in just six games as a senior due to injury, yet piled up 43 tackles, 12 tackles for loss and 9 sacks ... Totaled 107 tackles, 19 sacks, 18 tackles for loss over three varsity seasons ... Three-sport athlete also played basketball and track & field (shotput, discus, 400m) ... 2015 Ohio Capital Conference discus champion ... 2015 OCC Scholar-Athlete ... Three-year member of the Reynoldsburg Concert Orchestra (cello) ... Reynoldsburg Homecoming King ... National Society for High School Scholars.

**PERSONAL**

Born Mark Joseph Gooden in Cincinnati ... Parents Mark and Valerie Gooden ... Undeclared major.



**JASON GOOSEN**  
OFFENSIVE LINE  
6-7 | 311 | R-FRESHMAN  
VIRGINIA BEACH, VA.  
TALLWOOD

61

**HIGH SCHOOL**

Played in Virginia National Guard Under Armour High School East vs. West All-Star game ... 2015 Tallwood Lineman of the Year ... 2014 and 2015 All-757 Honorable Mention ... Lettered all four years for Tallwood ... 2016 Daughters of the American Revolution Good Citizenship Award ... 2014 Latin Honor Society inductee.

**PERSONAL**

Born Jason Tyler Goosen in Virginia Beach, Va. ... Parents are Theodore Goosen and Teresa Plasse-Goosen ... Brother Theo plays offensive line at Cornell ... Cousin, Jennifer, played lacrosse at Niagara University ... Cousin, Erin, ran cross country and track & field at Union College ... Major is Mechanical Engineering.



**CAMERON GREEN**  
 SUPERBACK  
 6-3 | 223 | SOPHOMORE  
 BUFFALO GROVE, ILL.  
 STEVENSON

**84**

**2016 (REDSHIRT FRESHMAN)**

Redshirt freshman who transitioned from wide receiver to superback during training camp ... Appeared in all 13 games as a backup superback and on special teams return units ... Caught his first career pass in the Wildcats' 38-31 win at Iowa ... Had a season-high two catches and 23 yards at No. 6 Ohio State ... Also caught a pass in the 'Cats' Homecoming win over Indiana ... Also contributes on the Wildcats' special teams units ... Had a special teams tackle in the 45-17 win at Purdue.

**2016 GAME-BY-GAME STATISTICS**

	REC	YDS	TD	LG
Western Michigan	0	0	0	0
Illinois State	0	0	0	0
Duke	0	0	0	0
Nebraska	0	0	0	0
at Iowa	1	5	0	5
at Michigan State	0	0	0	0
Indiana	1	3	0	3
at Ohio State	2	23	0	13
Wisconsin	0	0	0	0
at Purdue	0	0	0	0
at Minnesota	0	0	0	0
Illinois	0	0	0	0
vs. Pittsburgh	0	0	0	0
<b>Totals</b>	<b>4</b>	<b>31</b>	<b>0</b>	<b>13</b>

**HIGH SCHOOL**

Rated as a three-star prospect, the No. 4 wide receiver in Illinois and the No. 17 overall recruit in the state by Scout.com ... Ranked as the No. 15 recruit in Illinois by 247Sports ... Helped Stevenson H.S. win an IHSA 8A state championship in 2014 ... Team captain ... Two-time All-State honoree ... Three-time All-Area selection ... 2013 Daily Herald Player of the Year ... Part of three North Suburban Conference championship teams ... Played wide receiver, defensive back, kicked, punted and returned both kickoffs and punts for the Patriots ... Caught 140 passes and 27 touchdowns between 2012-14 ... Netted 2,311 receiving yards and 3,000 all-purpose yards at Stevenson ... Also played four years of basketball for the Patriots.

**PERSONAL**

Born Cameron Anthony Green in Highland Park, Ill. ... Son of Sandra Kanardy and Mark Green ... Father, Mark, played collegiately at Notre Dame and in the NFL for the Chicago Bears ... Chose Northwestern over offers from several Big Ten teams including Nebraska, Illinois, Iowa, Minnesota and Purdue ... Enjoys to draw in his free time ... Major is Learning and Organizational Change.

**CAREER HIGHS**

- Receptions: 2 at Ohio State (Oct. 29, 2016)
- Receiving Yards: 23 at Ohio State (Oct. 29, 2016)
- Long Reception: 13 at Ohio State (Oct. 29, 2016)
- Tackles: 1 at Purdue (Nov. 12, 2016)
- Solo Tackles: 1 at Purdue (Nov. 12, 2016)



**TJ GREEN**  
 QUARTERBACK  
 6-2 | 200 | SOPHOMORE  
 LEAWOOD, KAN.  
 ROCKHURST

**10**

**2016 (REDSHIRT FRESHMAN)**

Backup quarterback who did not see game action.

**HIGH SCHOOL**

Three-year letterwinner and team captain at Rockhurst ... Named Missouri Gatorade Player of the Year, USA Today Missouri Offensive Player of the Year and First Team All-State ... Threw for 2,700 yards and 33 touchdowns in 2014 ... Gained 300 yards on the ground and scored six more TDs ... Set Rockhurst records for most total yards and most passing yards in a career and a season ... Also threw most touchdowns in a season ... Participated in USA National Select vs. IFAF All-Star Game ... Also won two letters in baseball ... National Honor Society member ... Achieved Honor Roll status all four years.

**PERSONAL**

Born Trent Jason Green, Jr. in Fairfax, Va. ... Son of Julie and Trent Green ... Father, Trent, played quarterback in the NFL for 15 years before retiring in 2009 ... Chose Northwestern over Stanford, Nebraska and North Dakota State ... Major is Economics.



**CHAD HANAOKA**  
 RUNNING BACK  
 5-6 | 179 | SENIOR  
 HONOLULU, HAWAII  
 'IOLANI SCHOOL

**26**

**2016 (JUNIOR)**

Key scout team player who did not see game action ... Named the Northwestern Offensive Practice Player of the Week following the Purdue and Minnesota games.

**2015 (SOPHOMORE)**

Appeared in the bowl game against Tennessee and recorded first career rush for two yards.

**2014 (FRESHMAN)**

Did not see game action.

**HIGH SCHOOL**

Helped 'Iolani School win back-to-back Division II state championships in 2011 and 2012 ... Served as a team captain ... Caught three touchdown passes in 36-33 win in the 2012 title game ... Three TDs tied Division II state tournament record ... Helped the Raiders win three straight Division II Interscholastic League of Honolulu (ILH) championships ... Finished high school career with 122 catches for 1,235 yards and 16 touchdowns ... Participated in the HUB Goodwill Senior Bowl ... Also played baseball and ran track ... ILH 100-meter dash finalist ... Class valedictorian ... Received Headmaster's Certificate with Top Scholar distinction ... Cum Laude Society member ... National Football Foundation & College Hall of Fame Scholar-Athlete ... Received National Merit Letter of Commendation.

**PERSONAL**

Born Chad Masaji Hanaoka in Honolulu, Hawaii ... Son of Wayne and Terri Hanaoka ... Double majoring in biological sciences and economics ... On pre-med track.



**BLAKE HANCE**  
OFFENSIVE LINE  
6-5 | 295 | JUNIOR  
JACKSONVILLE, ILL.  
JACKSONVILLE

72

**2016 (SOPHOMORE)**

Second-year starter ... Started all 13 games for the Wildcats at left tackle, protecting the blind side of quarterback Clayton Thorson ... Helped pave the way for junior running back Justin Jackson, who became the first player in program history to rush for over 1,000 yards in three-straight seasons and finished with a career-high 1,524 yards and 15 touchdowns ... Part of a starting unit that totaled over 400 yards of offense in six games, including a season-high 605 yards in the Wildcats' 45-17 win at Purdue ... Contributed in a passing attack that ranked third in the Big Ten and saw Thorson set a new NU single-season record with 22 touchdown passes.

**2015 (REDSHIRT FRESHMAN)**

Named to the All-Freshman Team by Big Ten Network ... Started eight games at left tackle ... Part of an offensive line unit that lifted running back Justin Jackson to his second straight 1,000-yard season.

**HIGH SCHOOL**

Rated a three-star prospect, the No. 13 overall recruit in Illinois and the No. 31 offensive line prospect in the country by Scout.com ... Earned four varsity letters as a tight end, defensive end and long snapper for Jacksonville ... Named first-team All-State as a senior by the IFCA and was All-State Special Mention by the Chicago Tribune... Two-time first-team All-Central State Eight Conference ... First-team Jacksonville Journal Courier All-Area honoree in 2013 ... Recorded 113 catches for 1,459 yards and seven touchdowns during his varsity career, as well as 104 tackles and 9.0 sacks on defense ... Helped team reach state playoffs in three out of four years ... Also played four years of varsity basketball -- scoring 827 points and earning team's Offensive MVP honor as a sophomore -- and was 11-2 as a starting pitcher in two years of varsity baseball ... Four-year Honor Roll student and a member of the National Honor Society ... Illinois State Scholar and Academic All-State honoree.

**PERSONAL**

Born Blake Andrew Hance ... Son of Ron and Theresa Hance ... Uncle (Jason Hance) played baseball at the United States Military Academy ... Attended same high school as boxing great Ken Norton ... Chose Northwestern over several other Big Ten offers as well as Vanderbilt, Missouri, Mississippi State and North Carolina State ... Major is economics.

**CAREER HONORS & AWARDS**

- All-Big Ten Freshman Team (Big Ten Network, 2015)



**CAM KOLWICH**  
OFFENSIVE LINE  
6-5 | 275 | R-FRESHMAN  
BEVERLY HILLS, MICH.  
ORCHARD LAKE ST. MARY'S

57

**HIGH SCHOOL**

Earned a three-star rating from 247 Sports, which ranked him as the No. 20 player in the state of Michigan and the No. 36 offensive guard in the nation ... Three-year starter on the offensive line ... Team captain led St. Mary's to back-to-back state championships in 2014 and 2015, guiding the Eagles to a 24-3 record over his final two seasons ... 2015 USA Today All-Michigan Team ... AP First Team Division 3/4 All-State ... Named to MLive Detroit's Dream Team and the Detroit News Football Dream Team ... Selected to compete in the Offense-Defense All-American Bowl.

**PERSONAL**

Born Cameron Daniel Kolwich in Troy, Michigan ... Parents Greg and Heather Kolwich ... Father played football at the University of Georgia and University of Western Ontario ... Major is undeclared.



**DANIEL KUBIUK**  
HOLDER/PUNTER  
6-1 | 214 | JUNIOR  
BARRINGTON, ILL.  
BARRINGTON

17

**2016 (SOPHOMORE)**

Reserve quarterback for the 'Cats ... Did not see game action ... Named Defensive Practice Player of the Week by NU coaching staff following the Purdue game.

**2015 (REDSHIRT FRESHMAN)**

Reserve quarterback for the 'Cats ... Appeared in one drive in shutout over Eastern Illinois.

**HIGH SCHOOL**

Three-year letterwinner at Barrington, where he was a team captain and a Mid-Suburban League all-conference selection as a quarterback ... Threw for 3,658 passing yards and 33 touchdowns while also rushing for 680 yards and nine scores in his career ... Kicked 57 career extra points ... Also a Daily Herald All-Area choice and an Illinois High School Football Coaches Association 8A Academic All-State honoree ... Team's offensive MVP and recipient of BHS Scholar-Athlete Award ... Also received the Tom Lemming/NCSA All-Area Underclassmen Award ... Led team to MSL West championship and its first 8A quarterfinals appearance since 2008 ... Owns single-season school records for passing attempts (310), completions (162) and passing yards (2,202) ... Also a three-year letterwinner in baseball and a member of the 2014 Illinois state championship-winning American Legion squad ... Member of National Honor Society and French Honor Society and was an Illinois State Scholar.

**PERSONAL**

Born Daniel Richard Kubiuk in Elgin, Ill. ... Son of Carl and Susan Kubiuk ... Sister, Mary, played for four years on the Yale women's soccer team ... Played varsity baseball at BHS for Dan Pohlman, a 2004 Northwestern baseball alum ... Major is economics.



**JEREMY LARKIN**  
RUNNING BACK  
5-10 | 194 | R-FRESHMAN  
CINCINNATI, OHIO  
LA SALLE

28

**HIGH SCHOOL**

Earned a four-star rating from Scout, which ranked him as the No. 4 running back in the Midwest ... Earned a three-star rating from 247 Sports, which ranked him as the No. 18 prospect in the state of Ohio and the No. 24 running back in the nation ... Rated by Rivals as the No. 10 all-purpose back in the country ... Two-time team captain led the Lancers to back-to-back Ohio Division II Championships... Piled up 5,349 rushing yards, 6,399 total offensive yards, 8,326 all-purpose yards and 95 total touchdowns over his final three seasons at LaSalle ... Two-time Ohio Division II Offensive Player of the Year ... Two-time Ohio Mr. Football runner-up ... 2014 MaxPreps Junior All-American ... Two-time Greater Catholic League (GCL) Player of the Year ... Three-time First Team All-GCL ... Three-time LaSalle Player of the Year ... Established school records for total offense in a season (3,247), rushing yards in a season (2,585), touchdowns in a season (42) and career rushing touchdowns (76) ... High school teammate of current Wildcats defensive lineman Jordan Thompson ... Also played four years of basketball at LaSalle ... Won three AAU basketball Ohio state championships ... Honor roll student.

**PERSONAL**

Born Jeremy Randy Larkin in Cincinnati ... Parents Jeff and Shevelle Larkin ... Brother Jeff Jr. plays basketball at Christian Brothers University ... Major is undeclared.



**RILEY LEES**  
WIDE RECEIVER  
6-0 | 195 | R-FRESHMAN  
LIBERTYVILLE, ILL.  
LIBERTYVILLE

**19**

**HIGH SCHOOL**

Earned a three-star rating from 247 Sports, which ranked him as the No. 18 player in the state of Illinois ... Two-time team captain led the Wildcats to the Class 7A state semifinal as a junior and to the 7A title game as a senior in 2015 ... Totaled 4,437 yards and 68 touchdowns on the ground, 2,989 yards and 38 touchdowns through the air and 750 receiving yards and three touchdown catches, along with a kick return touchdown, in his Libertyville career ... Two-time Daily Herald Player of the Year ... Chicago Tribune First Team All-State ... Two-time Daily Herald/Chicago Tribune All-Area ... Two-time IHSFA All-State ... Two-time Libertyville MVP ... Two-time North Suburban Conference (NSC) All-Conference ... Also played baseball for the Wildcats ... Honor roll student.

**PERSONAL**

Born Riley James Lees in Libertyville, Illinois ... Parents Ed and Lisa Lees ... Brother Sean is a running back at Wofford College ... Major is undeclared.



**ADAM LEMKE-BELL**  
OFFENSIVE LINE  
6-5 | 273 | SOPHOMORE  
OAK PARK, ILL.  
OAK PARK-RIVER FOREST

**78**

**2016 (REDSHIRT FRESHMAN)**

Did not see game action.

**HIGH SCHOOL**

Three-year letterwinner as an offensive tackle at Oak Park-River Forest (OPRF) High School ... Rated as the third-best offensive tackle in Illinois by Scout.com ... Named the No. 19 overall recruit in the state of Illinois by 247Sports ... Served as team captain ... 2014 Chicago Tribune All-State Second Team selection ... Chicago Sun-Times All-Area honoree ... All-West Suburban Conference player ... Named to Tom Lemming's All-Area Team in 2013 ... Also a member of the OPRF wrestling team as a heavyweight ... Helped the Huskies capture the 2014 IHSA state dual championship ... Became a Cadet National Double All-American in 2013 and the FILA Cadet Freestyle Champion at 120kg ... Also captains the wrestling squad ... Four-year Honor Roll student.

**PERSONAL**

Born Adam Anthony Lemke-Bell in Chicago ... Son of Sally Lemke and Tony Bell ... Grandfather, George Bell, played collegiate football from 1952-56 at Xavier University in New Orleans ... Competed at OPRF with current NU safety Tommy Odell and fellow 2015 signee Lloyd Yates ... Chose Northwestern over Big Ten schools Minnesota, Illinois and Rutgers, plus Mississippi State, NC State, Syracuse and others ... Major is secondary teaching.



**CODY LINK**  
SUPERBACK  
6-3 | 234 | R-FRESHMAN  
MADISON, WIS.  
EDGEWOOD

**86**

**HIGH SCHOOL**

Recorded 92 tackles and scored two defensive touchdowns senior year ... Named to 2015 All-City team ... All-Conference linebacker (2015) and tight end (2014, 2015) ... Named team MVP senior year ... Captained Edgewood to the Wisconsin Interscholastic Athletic Association playoffs last year, the team's third playoff appearance in four years ... Three-sport athlete all four years ... Turned down scholarship offers to play college baseball ... All-State Academics in 2015 ... Honor Roll student ... National Honor Society.

**PERSONAL**

Born Cody Patrick Link in Naperville, Ill. ... Parents are Patrick and Kelly ... Mother is in the UW-Whitewater Athletic Hall of Fame for track and cross country ... Sister, Courtney, runs track and cross country at St. Louis University ... Undeclared major.



**WARREN LONG**  
LINEBACKER  
6-0 | 214 | SENIOR  
UNION CITY, CALIF.  
JAMES LOGAN

**13**

**2016 (SENIOR)**

Sustained a season-ending injury on his first carry of the season versus Western Michigan ... Will return for a fifth-year and transition from running back to linebacker ... Academic All-Big Ten.

**2015 (JUNIOR)**

Breakout season ... Played in all 13 games ... Totaled 329 rushing yards in 60 carries ... Made a career-high four defensive tackles on the season with 2 made at Duke ... Earned NU's Special Teams Player of the Week after the game, as he also recovered a fumble on punt coverage ... Recorded a career-long 55-yard rush at Duke ... Took home the Offensive Big Playmaker of the Week honor after the performance ... Had a team-high five rushing TDs on the year including two in the win against Purdue ... Won Offensive Big Playmaker of the Week honors after the Boilermaker win ... Ran the ball 12 times for 72 yards and a touchdown in rout over Eastern Illinois ... Picked up his fifth touchdown of the season in regular season finale at Illinois ... Also added 27 receiving yards on the season.

**2014 (SOPHOMORE)**

Appeared in nine games this season ... Caught career-high two passes for 18 yards and ran in a critical two-point conversion at Notre Dame ... Ran for a career-high 55 yards on personal-best 11 carries at Iowa ... Posted previous career highs in rushing attempts (nine) and rushing yards (49) at Penn State.

**2013 (FRESHMAN)**

One of two true freshmen to see the field, playing in seven games ... Debuted vs. Western Michigan and recorded 13 yards on two carries, with a long rush of 13 yards ... Posted season highs of six attempts for 20 yards in season-ending win at Illinois.

**HIGH SCHOOL**

Named 2012 Northern California Player of the Year by San Francisco Chronicle, Tri City Voice and NorCal Preps ... Ranked as the No. 52 RB recruit nationally by Rivals.com and No. 91 by Scout.com ... Team MVP ... Racked up 400 rushing yards in James Logan's second-round NCS playoff game against Freedom High defense ... Part of the first Logan team to go to NCS championship since 1998 ... Also ran track in high school ... Principal's Honor Roll student.

**PERSONAL**

Born Warren Miles Long ... Son of Warren Long and Josie Valdez-Long ... Major is communication studies.

**CAREER HONORS & AWARDS**

• Academic All-Big Ten (2016)

**CAREER HIGHS**

- Rushing Yards: 72 vs. Eastern Illinois (Sept. 12, 2015)
- Rushing Attempts: 12 vs. Eastern Illinois (Sept. 12, 2015)
- Long Run: 55 at Duke (Sept. 19, 2015)
- Rushing Touchdowns: 2 vs. Purdue (Nov. 14, 2015)
- Receptions: 2 at Notre Dame (Nov. 15, 2014)
- Receiving Yards: 18 at Notre Dame (Nov. 15, 2014)
- Long Reception: 17 at Notre Dame (Nov. 15, 2014)
- Tackles: 2 (2x), last at Duke (Sept. 19, 2015)
- Solo Tackles: 2 vs. Maine (Sept. 21, 2013)
- Assisted Tackles: 1 at Duke (Sept. 19, 2015)
- Forced Fumbles: 1 vs. Iowa (Oct. 17, 2015)
- Fumble Recoveries: 1 at Duke (Sept. 19, 2015)

Career Statistics	RUSHING						RECEIVING			
	G	ATT.	YDS	TD	LG	AVG/C	AVG/G	REC.	YDS.	TD
2013	7	14	56	0	13	4.0	8.0	1	3	0
2014	11	30	123	0	21	4.1	11.2	5	26	0
2015	13	60	329	5	55	5.5	25.3	3	27	0
2016	1	1	9	0	9	9.0	9.0	0	0	0
<b>Totals</b>	<b>32</b>	<b>105</b>	<b>517</b>	<b>5</b>	<b>55</b>	<b>4.9</b>	<b>16.2</b>	<b>9</b>	<b>56</b>	<b>0</b>



**DREW LUCKENBAUGH**  
KICKER/PUNTER  
6-1 | 208 | R-FRESHMAN  
SPRING GROVE, PA.  
SPRING GROVE

# 38

## HIGH SCHOOL

Recorded 52 points (eight field goals, 28 PATs) and 23 touchbacks senior year ... Booted 45-yard game winner, his longest of the season ... Totaled 76 points (14 field goals, 34 PATs) sophomore year, 68 points (10 field goals, 38 PATs) freshman year ... Set school record with 47-yard field goal freshman year ... Led Spring Grove to Division I co-championship in 2012 ... First Team All-County Kicker all four years ... Second Team All-County punter senior year ... Most field goals in the state of Pennsylvania in 2013 ... Wendy's Heisman State Finalist ... Second in graduating class ... 4.0 GPA, class president, Distinguished Honor Roll every semester ... National Honor Society ... Placed eighth nationally at 2015 Team America Rocketry Challenge.

## PERSONAL

Born Andrew Myles Luckenbaugh in York, Pa. ... Parents are Joseph and Lisa Luckenbaugh ... Major is Computer Science.



**ERIC LUTZEN**  
SUPERBACK  
6-6 | 233 | JUNIOR  
PEWAUKEE, WIS.  
PEWAUKEE

# 46

## 2016 (SOPHOMORE)

Key scout player who did not see game action ... Named Northwestern Offensive Practice Player of the Week following the Wildcats' 54-40 win at Michigan State.

## 2015 (REDSHIRT FRESHMAN)

Earned NU's Special Teams Practice Player of the Week honors after the Purdue game.

## HIGH SCHOOL

Three-year varsity football letterwinner, earning all-state and all-region honors as a defensive end for Pewaukee ... Named Woodland Conference Defensive Player of the Year ... Also an all-conference choice as a tight end ... Team MVP ... Helped Pewaukee to conference championships in 2011 and 2012 ... Also a three-year varsity letterwinner in basketball ... Two-sport team captain ... Co-president of National Honor Society.

## PERSONAL

Born Eric Taylor Lutzen in Waukesha, Wis. ... Son of Bill and Sharon Lutzen ... Chose Northwestern over Minnesota State and Wayne State University ... Majoring in mechanical engineering.

# N



**ALONZO MAYO**  
CORNERBACK  
5-11 | 183 | SOPHOMORE  
BALTIMORE, MD.  
THE GILMAN SCHOOL

# 12

## 2016 (REDSHIRT FRESHMAN)

Redshirt freshman ... Appeared in five games ... Made first career start in the Wildcats' Homecoming win over Indiana ... Made a season-high five tackles, including three solo stops, in the 'Cats' 38-31 win at Iowa ... Also had half a tackle for loss versus the Hawkeyes ... Missed a substantial portion of the season due to injury ... Academic All-Big Ten

### 2016 GAME-BY-GAME STATISTICS

	UA-A-T	TFL-YD	PBU
Western Michigan	1-1-2	0-0	0
Illinois State	0-0-0	0-0	0
Duke	-	-	-
Nebraska	-	-	-
at Iowa	3-2-5	0.5-1	0
at Michigan State	0-2-2	0-0	0
Indiana	1-0-1	0-0	1
at Ohio State	-	-	-
Wisconsin	-	-	-
at Purdue	-	-	-
at Minnesota	-	-	-
Illinois	-	-	-
vs. Pittsburgh	-	-	-
<b>Totals</b>	<b>5-5-10</b>	<b>0.5-1</b>	<b>1</b>

## HIGH SCHOOL

Rated as a three-star prospect by 247Sports ... Garnered recognition as the No. 27 overall recruit in Maryland by Scout.com ... Three-time letterwinner and team captain at The Gilman School ... Named All-MIAA First Team, Private School All-State First Team and Baltimore Sun All-Metro First Team ... Participated in the Maryland Crab Bowl All-Star Game ... Helped the Greyhounds to become MIAA Co-Champions and an 8-3 record ... Registered 41 tackles, five interceptions and nine pass breakups in 2014 ... Also an important member of the track team, specializing in both sprints and jumps.

## PERSONAL

Born Alonzo James T Mayo in Baltimore ... Son of Erika S. Dailey and Orlando J. Mayo ... Father, Orlando, played collegiately at Columbia University ... Brother, Mikal, played cornerback at West Virginia ... Mother, Erika, was a four-year starter at point guard for a nationally-ranked high school basketball team ... Teammates with fellow 2015 signee Jelani Roberts since youth football ... Chose Northwestern over offers from Vanderbilt and Yale ... Major is undeclared.

## CAREER HONORS & AWARDS

- Academic All-Big Ten (2016)

## CAREER HIGHS

- Tackles: 5 at Iowa (Oct. 1, 2016)
- Solo Tackles: 3 at Iowa (Oct. 1, 2016)
- Assisted Tackles: 2 (2x), last at Michigan State (Oct. 15, 2016)
- Tackles for Loss: 0.5 at Iowa (Oct. 1, 2016)
- Pass Breakups: 1 vs. Indiana (Oct. 22, 2016)

# JARED McGEE

JUNIOR | SAFETY

6-1 | 217 | MANSFIELD, TEXAS | MANSFIELD LEGACY



**Career Statistics**

	G	SOLO	AST	TOTAL	TFL-YD	SK-YD	FF-FR	INT-YD	QBH	PBU
2015	5	2	4	6	0-0	0-0	0-0	0-0	0	0
2016	13	26	10	36	1.5-2	0-0	0-0	3-25	0	3
<b>Totals</b>	<b>18</b>	<b>28</b>	<b>14</b>	<b>42</b>	<b>1.5-2</b>	<b>0-0</b>	<b>0-0</b>	<b>3-25</b>	<b>0</b>	<b>3</b>

**2016 (SOPHOMORE)**

Appeared in all 13 games, making three starts at safety ... Finished the season with 36 tackles and three interceptions ... Recorded a key interception late in the game of the Wildcats' victory over No. 23 Pittsburgh in the 2016 Pinstripe Bowl ... Had a combined 19 tackles in back-to-back starts versus Duke and Nebraska ... Intercepted his first career pass versus Illinois State ... Finished with nine tackles versus the Blue Devils ... Had a career-high 10 tackles versus the Cornhuskers ... Picked off his second pass of the season in the Wildcats' 54-40 win at Michigan State ... Named Northwestern's Special Teams Player of the Week following the Ohio State game.

**CAREER HIGHS**

- Tackles: 10 vs. Nebraska (Sept. 24, 2016)
- Solo Tackles: 7 vs. Nebraska (Sept. 24, 2016)
- Assisted Tackles: 4 (2x), last vs. Duke (Sept. 17, 2016)
- Pass Breakups: 1 (3x), last vs. Pittsburgh (Dec. 28, 2016)
- Interceptions: 1 (3x), last vs. Pittsburgh (Dec. 28, 2016)
- Tackles for Loss: 1 at Purdue (Nov. 12, 2016)
- Quarterback Hurries: 1 vs. Nebraska (Sept. 24, 2016)

**2015 (REDSHIRT FRESHMAN)**

Played in five games as a backup defensive back and special teamer but missed eight games due to injury ... Recorded four tackles in game versus Michigan.



**HIGH SCHOOL**

Three-year letterwinner as a quarterback and defensive back at Mansfield ... 2013 first-team All-District honoree ... Nominated for the Dallas Morning News/SportsDay High School Defensive Player of the Year ... As a junior, recorded 61 tackles and five interceptions, with one INT return for touchdown ... 64 tackles as a senior ... Two-time Defensive Back of the Year on his team ... Helped Mansfield to a 2013 Class 4A Region II Division I Area championship ... Set school records for most INTs in a game (3) and career (7) ... Team captain ... Member of the National Society of High School Scholars and a two-time Academic All-District honoree..

**PERSONAL**

Born Jared Allen McGee in Fort Worth ... Son of Mark and Kimberlee McGee ... Chose Northwestern over Navy and UT-San Antonio ... Major is learning and organizational change.

**2015 GAME-BY-GAME STATISTICS**

	UA-A-T	TFL-YD	SK-YD	FF-FR	INT-YD	QBH	PBU
Stanford	0-0-0	0-0	0-0	0-0	0-0	0	0
Eastern Illinois	-	-	-	-	-	-	-
at Duke	-	-	-	-	-	-	-
Ball State	-	-	-	-	-	-	-
Minnesota	0-0-0	0-0	0-0	0-0	0-0	0	0
at Michigan	0-4-0	0-0	0-0	0-0	0-0	0	0
Iowa	2-0-2	0-0	0-0	0-0	0-0	0	0
at Nebraska	-	-	-	-	-	-	-
Penn State	-	-	-	-	-	-	-
Purdue	-	-	-	-	-	-	-
at Wisconsin	-	-	-	-	-	-	-
at Illinois	-	-	-	-	-	-	-
vs. Tennessee	0-0-0	0-0	0-0	0-0	0-0	0	0

**2016 GAME-BY-GAME STATISTICS**

	UA-A-T	TFL-YD	SK-YD	FF-FR	INT-YD	QBH	PBU
Western Michigan	0-1-1	0-0	0-0	0-0	0-0	0	1
Illinois State	0-0-0	0-0	0-0	0-0	1-25	0	0
at Duke	5-4-9	0-0	0-0	0-0	0-0	0	1
Nebraska	7-3-10	0.5-1	0-0	0-0	0-0	0	0
at Iowa	1-0-1	0-0	0-0	0-0	0-0	0	0
at Michigan State	1-1-2	0-0	0-0	0-0	1-0	0	0
Indiana	2-0-2	0-0	0-0	0-0	0-0	0	0
at Ohio State	3-0-3	0-0	0-0	0-0	0-0	0	0
Wisconsin	1-0-1	0-0	0-0	0-0	0-0	0	0
at Purdue	2-0-2	1.0-1	0-0	0-0	0-0	0	0
at Minnesota	3-1-4	0-0	0-0	0-0	0-0	0	0
Illinois	0-0-0	0-0	0-0	0-0	0-0	0	0
vs. Pittsburgh	1-0-1	0-0	0-0	0-0	1-0	0	0

S



**MARCUS McSHEPARD**  
CORNERBACK  
5-11 | 200 | SENIOR  
UNIVERSITY HEIGHTS, OHIO  
CLEVELAND HEIGHTS

7

## Career Statistics

	G	SOLO	AST	TOTAL	TFL-YD	SK-YD	FF-FR	INT-YD	QBH	PBU
2014	7	5	0	5	0-0	0-0	0-0	0-0	0	0
2015	13	10	2	12	0-0	0-0	0-0	0-0	0	0
2016	13	22	6	28	0-0	0-0	0-0	1-0	0	4
<b>Totals</b>	<b>33</b>	<b>37</b>	<b>8</b>	<b>45</b>	<b>0-0</b>	<b>0-0</b>	<b>0-0</b>	<b>1-0</b>	<b>0</b>	<b>4</b>

## 2016 (JUNIOR)

Started the season at wide receiver before transitioning back to defensive back ... Had 27 tackles over the Wildcats' final six regular-season games ... Made first start of the season and second of his career at No. 6 Ohio State ... Had a career-high eight tackles versus the Buckeyes ... Made a career-high seven solo stops in the Wildcats' 24-14 win over Indiana ... Also had a career-high two pass breakups versus the Hoosiers ... Made five stops and recorded his first career interception at Minnesota ... Also had five stops, including for solo, in a 42-21 win over Illinois to conclude the regular season.

## 2015 (SOPHOMORE)

Appeared in every game this season as a backup cornerback and key special teamer ... Made one kickoff return in game versus Michigan for 17 yards ... Recorded three tackles in victory at Nebraska.

## 2014 (REDSHIRT FRESHMAN)

Appeared in seven games ... Registered five solo tackles throughout the season ... Made first career start at Purdue.

## 2013 (FRESHMAN)

Named NU's Special Teams Practice Player of the Week on two occasions (after Syracuse and after Michigan State).

## HIGH SCHOOL

Ranked as the No. 69 cornerback recruit nationally by Rivals.com, and the No. 50 recruit overall from Ohio ... Rated as the No. 119 cornerback prospect by Scout.com ... Earned honorable mention All-State honors in Division I and was an All-Area selection by the Sun Press ... Named Cleveland Heights' defensive MVP in 2012 with 56 tackles, eight interceptions and six defensive touchdowns ... Also had 751 kickoff return yards and one kick return for TD ... Led the Tigers to first playoff appearance in school history ... Also a sprinter for Cleveland Heights track team, owning the school record in the 60-meter dash ... Won a national championship in the 4x100 (39.9) competing for the Cleveland Express Track Club ... Member of National Honor Society and an honor roll student for six straight years.

## PERSONAL

Born Marcus Anthony McShepard ... Son of Maurice and Lisa Board-McShepard ... Attended same high school that produced NU and NFL defensive line great Barry Coffield ... Major is learning and organizational change.

## CAREER HIGHS

- Tackles: 8 at Ohio State (Oct. 29, 2016)
- Solo Tackles: 7 vs. Indiana (Oct. 22, 2016)
- Assisted Tackles: 3 at Ohio State (Oct. 29, 2016)
- Interceptions: 1 at Minnesota (Nov. 19, 2016)
- Pass Breakups: 2 vs. Indiana (Oct. 22, 2016)

## 2016 GAME-BY-GAME STATISTICS

	UA-A-T	TFL-YD	INT-YD	PBU
Western Michigan	0-0-0	0-0	0-0	0
Illinois State	1-0-1	0-0	0-0	0
Duke	0-0-0	0-0	0-0	0
Nebraska	0-0-0	0-0	0-0	0
at Iowa	0-0-0	0-0	0-0	0
at Michigan State	0-0-0	0-0	0-0	0
Indiana	7-0-7	0-0	0-0	2
at Ohio State	5-3-8	0-0	0-0	1
Wisconsin	1-0-1	0-0	0-0	0
at Purdue	1-0-1	0-0	0-0	0
at Minnesota	3-2-5	0-0	1-0	0
Illinois	4-1-5	0-0	0-0	1
vs. Pittsburgh	0-0-0	0-0	0-0	0

## 2015 GAME-BY-GAME STATISTICS

	UA-A-T	TFL-YD	INT-YD	PBU
Stanford	0-0-0	0-0	0-0	0
Eastern Illinois	1-0-1	0-0	0-0	0
at Duke	1-0-1	0-0	0-0	0
Ball State	0-0-0	0-0	0-0	0
Minnesota	1-0-1	0-0	0-0	0
at Michigan	1-1-2	0-0	0-0	0
Iowa	1-0-1	0-0	0-0	0
at Nebraska	2-1-3	0-0	0-0	0
Penn State	0-0-0	0-0	0-0	0
Purdue	2-0-2	0-0	0-0	0
at Wisconsin	1-0-1	0-0	0-0	0
at Illinois	0-0-0	0-0	0-0	0
vs. Tennessee	0-0-0	0-0	0-0	0

## 2014 GAME-BY-GAME STATISTICS

	UA-A-T	TFL-YD	INT-YD	PBU
California	0-0-0	0-0	0-0	0
Northern Illinois	-	-	-	-
Western Illinois	1-0-1	0-0	0-0	0
at Penn State	0-0-0	0-0	0-0	0
Wisconsin	0-0-0	0-0	0-0	0
at Minnesota	1-0-1	0-0	0-0	0
Nebraska	0-0-0	0-0	0-0	0
at Iowa	-	-	-	-
Michigan	-	-	-	-
at Notre Dame	-	-	-	-
at Purdue	3-0-3	0-0	0-0	0
Illinois	-	-	-	-



**JESSE MEYLER**  
OFFENSIVE LINE  
6-4 | 287 | R-FRESHMAN  
TORONTO, ONTARIO  
EPISCOPAL (VA.)

77

## 2016 (FRESHMAN)

Redshirted his freshman season ... Named the Offensive Practice Player of the Week by the NU coaching staff following the Western Michigan game.

## HIGH SCHOOL

Earned a three-star rating from 247 Sports ... Captained Episcopal to the IAC Championship ... First Team All-State ... First Team All-Met ... First Team All-Conference ... Three-sport athlete also competed in basketball and track & field (discus).

## PERSONAL

Born Jesse Jor-Anthony Meyler in Toronto, Ontario ... Parents Tony and Denise Meyler ... Major is undeclared.



**ALEX MILLER**  
DEFENSIVE LINE  
6-3 | 275 | SOPHOMORE  
HOUSTON, TEXAS  
STRATFORD

95

## 2016 (FRESHMAN)

True freshman ... One of three true freshman to see the field this season ... Appeared in all 13 games as a backup defensive lineman ... Made his collegiate debut with two tackles in the season opener versus Western Michigan ... Had a season-high three tackles in wins at Purdue and versus Illinois ... Assisted on a tackle in the Wildcats' victory over No. 23 Pittsburgh in the 2016 Pinstripe Bowl.

## 2016 GAME-BY-GAME STATISTICS

	UA-A-T	TFL-YD	SK-YD	QBH	PBU
Western Michigan	1-1-2	0-0	0-0	0	0
Illinois State	1-0-1	0-0	0-0	0	0
Duke	0-0-0	0-0	0-0	0	0
Nebraska	0-0-0	0-0	0-0	0	1
at Iowa	0-0-0	0-0	0-0	0	0
at Michigan State	0-1-1	0-0	0-0	1	0
Indiana	0-0-0	0-0	0-0	0	0
at Ohio State	0-1-1	0-0	0-0	0	0
Wisconsin	0-0-0	0-0	0-0	0	0
at Purdue	2-1-3	0-0	0-0	0	0
at Minnesota	0-0-0	0-0	0-0	0	0
Illinois	3-0-3	0-0	0-0	0	0
vs. Pittsburgh	0-1-1	0-0	0-0	0	0
<b>Totals</b>	<b>7-5-12</b>	<b>0-0</b>	<b>0-0</b>	<b>1</b>	<b>1</b>

## HIGH SCHOOL

Earned a three-star rating from 247 Sports ... Registered 183 tackles, 11 sacks, 16 tackles for loss, four forced fumbles and four pass breakups during his varsity career at Stratford ... 2015 District Defensive MVP ... 2015 Houston Chronicle All-Greater Houston Second Team ... Three-time First Team All-District ... 2015 Academic All-District ... National Honor Society.

## PERSONAL

Born Alexander Wangdi Miller in Al Khobar, Saudi Arabia ... Parents Greg and Yeshey ... Father was an All-Conference defensive lineman at the University of Nevada-Reno ... Mother is from the Kingdom of Bhutan and the family lived overseas for eight years in Saudi Arabia and Azerbaijan ... Brother of freshman defensive lineman Sam Miller ... Major is undeclared.

## CAREER HIGHS

- Tackles: 3 (2x), last vs. Illinois (Nov. 26, 2016)
- Solo Tackles: 3 vs. Illinois (Nov. 26, 2016)
- Assisted Tackles: 1 (3x), last at Purdue (Nov. 12, 2016)
- Pass Breakups: 1 vs. Nebraska (Sept. 24, 2016)
- Quarterback Hurries: 1 at Michigan State (Oct. 15, 2016)



**JOHN MOTEN IV**  
 RUNNING BACK  
 6-0 | 201 | SOPHOMORE  
 ST. LOUIS, MO.  
 JOHN BURROUGHS SCHOOL

**20**

**2016 (REDSHIRT FRESHMAN)**

Appeared in all 13 games as the backup running back to Justin Jackson ... Finished the season second on the team with 340 rushing yards ... Rushed 16 times for 119 yards in the Wildcats' 45-17 win at Purdue to earn Big Ten Co-Freshman of the Week honors ... Had a career-high 128 yards rushing and the first two touchdowns of his career in a 42-21 win over Illinois to earn his second Big Ten Freshman of the Week plaudit of the season ... Had a career-long 43 yard rush for a score versus the Fighting Illini ... Made a season-high 20-yard catch in the win versus the Boilermakers ... Carried the ball three times for 11 yards in the Wildcats' victory over No. 23 Pittsburgh in the 2016 Pinstripe Bowl.

**HIGH SCHOOL**

Tabbed as a three-star prospect and the No. 11 overall recruit in the state of Missouri by Scout.com ... Rated as the eighth-best player in the state by 247Sports ... 2013 and 2014 Metro League Player of the Year ... Named 2014 MFCA All-State First Team ... Team captain at the John Burroughs School ... Two-time All-District and St. Louis Post-Dispatch All-Metro First Team ... Ran for 5,259 yards and 81 touchdowns in career for the Bombers ... Helped John Burroughs School win the 2014 Metro League championship, district championship and reach the Missouri state championship game ... Also ran track and won a 2014 state championship in the 100-meter dash (10.58 seconds) ... Placed second in the 4x100 relay at state and third in the 200-meter dash ... Named 2014 Metro League Male Athlete of the Year.

**PERSONAL**

Born John Michael Louis Moten IV in Minneapolis ... Son of John and Valorie Moten ... Sister, Elizabeth, played basketball at the United States Naval Academy ... Attended Fairfield Prep in Fairfield, Conn. from 2011-2013 before family moved to St. Louis in 2013 ... Chose Northwestern over numerous offers, including from Notre Dame, Illinois, Missouri, Boston College and others ... Major is undeclared.

**CAREER HONORS & AWARDS**

- Big Ten Freshman of the Week (Nov. 14, 2016)
- Big Ten Freshman of the Week (Nov. 28, 2016)

**CAREER HIGHS**

- Rushing Attempts: 16 at Purdue (Nov. 12, 2016)
- Rushing Yards: 128 vs. Illinois (Nov. 26, 2016)
- Rushing Touchdowns: 2 vs. Illinois (Nov. 26, 2016)
- Long Run: 43 vs. Illinois (Nov. 26, 2016)
- Receptions 1 (3x), last at Purdue (Nov. 12, 2016)
- Receiving Yards: 20 at Purdue (Nov. 12, 2016)
- Long Reception: 20 at Purdue (Nov. 12, 2016)

**2016 RUSHING STATISTICS**

	NO.	YDS	TD	LG
Western Michigan	0	0	0	0
Illinois State	1	2	0	2
Duke	1	3	0	3
Nebraska	1	11	0	11
at Iowa	3	10	0	5
at Michigan State	8	12	0	5
Indiana	4	18	0	8
at Ohio State	5	26	0	16
Wisconsin	0	0	0	0
at Purdue	16	119	0	27
at Minnesota	1	0	0	0
Illinois	14	128	2	43
vs. Pittsburgh	3	11	0	6
<b>Totals</b>	<b>57</b>	<b>340</b>	<b>2</b>	<b>43</b>

**2016 RECEIVING STATISTICS**

	REC	YDS	TD	LG
Western Michigan	0	0	0	0
Illinois State	0	0	0	0
Duke	0	0	0	0
Nebraska	1	9	0	9
at Iowa	1	15	0	15
at Michigan State	0	0	0	0
Indiana	0	0	0	0
at Ohio State	0	0	0	0
Wisconsin	0	0	0	0
at Purdue	1	20	0	20
at Minnesota	0	0	0	0
Illinois	0	0	0	0
vs. Pittsburgh	0	0	0	0
<b>Totals</b>	<b>3</b>	<b>44</b>	<b>0</b>	<b>20</b>



**BRAD NORTH**  
 OFFENSIVE LINE  
 6-2 | 287 | SENIOR  
 ALLEN, TEXAS  
 ALLEN

**69**

**2016 (JUNIOR)**

Started all 13 games at center ... Helped pave the way for junior running back Justin Jackson, who became the first player in program history to rush for over 1,000 yards in three-straight seasons and finished with a career-high 1,524 yards and 15 rushing touchdowns ... Part of a starting unit that totaled over 400 yards of offense in six games, including a season-high 605 yards in the Wildcats' 45-17 win at Purdue ... Contributed in a passing attack that ranked third in the Big Ten and saw sophomore quarterback Clayton Thorson set a new NU single-season record with 22 touchdown passes.

**2015 (SOPHOMORE)**

Started five games at center, including the last four of the season ... Appeared in ten games over the course of the season ... Key member of an offensive line that has helped running back Justin Jackson rush for over 1,000 yards for the second consecutive season.

**2014 (REDSHIRT FRESHMAN)**

Appeared in three games, beginning with his collegiate debut in NU's upset win over Notre Dame.

**HIGH SCHOOL**

Ranked as the No. 9 center prospect in the country by Rivals.com, and No. 13 by Scout.com ... Rated as the No. 95 overall recruit from talent-rich Texas ... Earned second-team All-State honors in 2012 and was a two-time all-county and all-district performer ... Ranked No. 3 in Dave Campbell's Top 10 Texas Offensive Lineman and No. 55 in Texas Top 100 ... MVP at Nike Football Training Camp (March, 2012) ... Won two bi-district championships and a 5A Division I state championship, the second title in school history ... Team captain ... Also a three-year letterwinner in shotput ... Honorable Mention Academic All-State and a member of the National Honor Society ... Recipient of President's Scholar and Eagle Scholar Award.

**PERSONAL**

Born Bradley Addison North ... Son of Ron and Kristen Kinnard ... Attended same high school as NFL center J.D. Walton ... Competed alongside fellow signee Tyler Lancaster in the Offense-Defense All-American Bowl ... Major is history.

**CAREER HONORS & AWARDS**

- Rimington Award Watch List (2017)





**ANDREW OTTERMAN**  
OFFENSIVE LINE  
6-4 | 304 | SOPHOMORE  
MORRISTOWN, N.J.  
DELBARTON

64

**2016 (REDSHIRT FRESHMAN)**

Appeared in all 13 games as a backup offensive lineman and on field goal units ... Academic All-Big Ten.

**2015 (FRESHMAN)**

Won Offensive Practice Player of the Week after the win over Wisconsin.

**HIGH SCHOOL**

Rated as a three-star recruit by Scout.com and No. 2 at his position in the state of New Jersey ... Tabbed to the Newark Star-Ledger All-State First Team ... Named to the MSG Varsity All-New Jersey First Team ... Also earned NJAC All-Conference First Team and Morris Daily Record All-Area First Team honors ... Named to Super 100 Team by the New Jersey Football Coaches Association ... Helped the Green Wave win four NJAC conference championships ... Also a member of the club rugby team, which won state championships in 2012 and 2014 ... Member of the track team and set a freshman record at the 2012 Randolph Shot-Put Invitational ... Received Highest Honors in the classroom.

**PERSONAL**

Born Andrew Augustus Otterman in Morristown, N.J. ... Son of Tim and Judy Otterman ... Father, Tim, played volleyball at UCLA and was a member of the 1984 undefeated national championship team and a 1985 All-American ... Brother, Chad, is an accomplished lacrosse and hockey player ... Chose Northwestern over Syracuse ... Interested in studying pre-med ... Major is undeclared.

**CAREER HONORS & AWARDS**

- Academic All-Big Ten (2016)



**BEN OXLEY**  
OFFENSIVE LINE  
6-6 | 290 | JUNIOR  
AVON LAKE, OHIO  
AVON LAKE

75

**2016 (SOPHOMORE)**

Moved from defensive line to offensive line prior to the start of the season ... Appeared in all 13 games as a backup offensive lineman on field goal units ... Academic All-Big Ten.

**2015 (REDSHIRT FRESHMAN)**

Appeared in five games as a reserve defensive lineman ... Recorded one tackle versus three opponents (Stanford, Michigan, and Iowa) ... Academic All-Big Ten.

**HIGH SCHOOL**

Rated as a three-star athlete by Rivals.com ... Garnered numerous accolades on the field, including being named a first-team Greater Cleveland All-Star, a first-team All-Southwestern Conference, all-county and all-district selection, and a second-team all-state honoree ... Received the Northwestern Ohio Chapter of the National Football Foundation's Scholar-Athlete Award in 2013 ... Given the Paul Reynolds Citizen Award by his high school team ... Competed in the North vs. South and Ohio vs. Michigan All-Star Games... Member of the National Honors Society and Nation English Honors Society ... Three-year winner of the Summa Cum Laude Award ... Also lettered in basketball and track and field.

**PERSONAL**

Born Benjamin David Oxley ... Son of Kevin and Deb Oxley ... Brother, Sean Oxley, played football at Notre Dame ... Major is economics with a minor in business institutions.

**CAREER HONORS & AWARDS**

- Academic All-Big Ten (2015, '16)



**JAMES PRATHER**  
SUPERBACK  
6-4 | 267 | JUNIOR  
MEMPHIS, TENN.  
MEMPHIS UNIVERSITY SCHOOL

44

**2016 (SOPHOMORE)**

Backup superback that plays a key role in short-yardage and goal line packages ... Appeared in all 13 games ... Made first career start at Michigan State ... Also contributes on kick return unit that ranked 26th in the country ... Academic All-Big Ten.

**2015 (REDSHIRT FRESHMAN)**

Appeared in 10 of 13 games for the Wildcats as a special teamer ... Academic All-Big Ten.

**HIGH SCHOOL**

2013 All-State selection and a two-time All-Region honoree ... As a senior, recorded 92 tackles, 17 TFLs, 9.0 sacks, seven QB hurries and two interceptions ... Finished his four-year varsity career as his high school's career leader in tackles for loss (58), sacks (20), QB hurries (26) and forced fumbles (eight), totaling 205 career tackles ... Named the 2013 AutoZone Liberty Bowl High School Defensive Player of the Year and a 2013 Commercial Appeal Best of Preps finalist ... Competed in the AutoZone Liberty Bowl High School All-Star game ... Team finished as state runners-up in both 2012 and 2013 with a 10-3 record each season ... Team captain ... Also a two-year varsity letterwinner in basketball ... Student Council Vice President and member of both the National Honor Society and Latin Honor Society.

**PERSONAL**

Born James Porter Prather in Memphis, Tenn. ... Son of John and Hermenia Prather ... Attended same high school that produced Fred Smith, founder and CEO of FedEx ... Chose Northwestern over Navy, UConn, Northern Illinois, Memphis and Richmond ... Major is comparative literary studies.

**CAREER HONORS & AWARDS**

- Academic All-Big Ten (2015, '16)



**STEVEN REESE**  
WIDE RECEIVER  
6-2 | 206 | SOPHOMORE  
BUFORD, GA.  
BUFORD

23

**2016 (REDSHIRT FRESHMAN)**

Appeared in 10 games on special teams ... Key member of a kick return unit that ranked 26th in the country ... Made three special teams tackles.

**HIGH SCHOOL**

Three-year letterwinner as a defensive back and wide receiver at Buford H.S. ... Helped the Wolves to a four-year record of 58-2 and three consecutive state championships from 2012-14 ... 2014 First Team All-Region honoree ... Recorded 52 tackles and a pair of interceptions as a senior ... Also caught eight passes and one touchdown on offense ... Ran track as well ... Represented Buford in the 2014 4x100 relay at the state track competition ... Received an academic letter in 2012 and a Multi-Media award in 2014.

**PERSONAL**

Born Steven Hamilton Reese in Atlanta ... Son of Steve and Laura Reese ... Grandfather, Dick Pruet, was a two-time All-America basketball player at Jacksonville University and was drafted by the Chicago Bulls in 1967 ... Coached 2013 and 2014 national champion FBU eighth-grade football teams ... Competed in the Dixie Youth World Series as a young baseball player in 2007 ... Chose Northwestern over Virginia, UNLV, Temple and others ... Major is communication studies.

**CAREER HIGHS**

- Tackles: 1 (3x), last vs. Illinois (Nov. 26, 2016)
- Solo Tackles: 1 vs. Illinois (Nov. 26, 2016)
- Assisted Tackles: 1 (2x), last at Michigan State (Oct. 15, 2016)



**HEATH REINEKE**  
 SUPERBACK  
 6-3 | 239 | JUNIOR  
 ASHLAND, OHIO  
 ASHLAND

**83**

**2016 (SOPHOMORE)**

Backup superback who transitioned to the position from defensive line during training camp ... Key to the Wildcats in short-yardage and goal line situations ... Appeared in 10 games, including the 2016 Pinstripe Bowl ... Academic All-Big Ten.

**2015 (REDSHIRT FRESHMAN)**

Played in two games as a reserve defensive lineman ... Academic All-Big Ten ... Big Ten Distinguished Scholar.

**HIGH SCHOOL**

Played three years of varsity football for Ashland, registering 87 tackles, eight sacks, two forced fumbles and two fumble recoveries on defense while also playing multiple positions on the offensive line ... First-team All-Ohio Cardinal Conference selection, first-team all-area and honorable mention all-district ... First-team honoree by the Northwestern Football Coaches Association ... Elite Football Network Top Performer in 2014 Ohio vs. Michigan all-star game ... Also played in the Ohio North/South Classic ... Class valedictorian with a 4.0 GPA ... Four-year Scholar-Athlete Award winner ... Named a Junior Ashbrook Scholar and a Kettering Science Scholar by Ashland University.

**PERSONAL**

Born Heath John Purdy Reineke in Ashland, Ohio ... Son of William and Michelle Reineke ... Chose Northwestern over Toledo, Columbia and Fordham ... Major is computer science.

**CAREER HONORS & AWARDS**

- Academic All-Big Ten (2015, '16)
- Big Ten Distinguished Scholar (2015)



**JELANI ROBERTS**  
 WIDE RECEIVER  
 5-8 | 170 | JUNIOR  
 OWINGS MILLS, MD.  
 THE GILMAN SCHOOL

**6**

**2016 (SOPHOMORE)**

Appeared in nine games as a backup wide receiver and on special teams units ... Rushed one time in the Wildcats' victory over No. 23 Pittsburgh in the 2016 Pinstripe Bowl ... Had a season-high two carries versus Duke ... Also contributed with a special teams tackle versus the Blue Devils ... Academic All-Big Ten.

**2015 (FRESHMAN)**

Led all NU true freshmen in receptions (8) and receiving yards (48) ... Caught a season-long 12-yard pass in game at Michigan ... Also had one kickoff return for 19 yards versus the Wolverines ... Carried the ball three times for 20 yards in victory over Eastern Michigan ... Collected 14 yards on three receptions versus Penn State ... Had two catches for 12 yards versus Iowa ... Honored as a 2015 National Football Foundation Scholar-Athlete, one of the most prestigious high school honors in the country.

**HIGH SCHOOL**

Earned a three-star rating from Rivals.com ... Rated as the No. 27 overall recruit in the state of Maryland by Rivals ... Two-time All-MIAA selection ... Named Baltimore Sun First Team All-Metro player ... Private School All-State First Team honoree ... Selected to play in the Maryland Crab Bowl All-Star Game ... Played both wide receiver and running back at The Gilman School ... Produced 1,695 all-purpose yards and scored 15 touchdowns for the Greyhounds in 2014 ... Helped the The Gilman School to become 2014 MIAA Co-Champions with an 8-3 record in 2014 ... Recorded an 89-yard kickoff return for a touchdown in a nationally-televised game (ESPN) on Aug. 31, 2014 ... Selected to the Baltimore Touchdown Club Super 22 Team in May 2014 ... Also an accomplished sprinter on the track team ... Named to the All-MIAA Outdoor Track Team in 2013 and 2014 and the All-MIAA Indoor Team in 2014 ... Won the 55-meter, 100-meter and 200-meter MIAA championships ... National Commended Student ... National Achievement Scholarship finalist ... AP Scholar with Honor ... National Football Foundation Scholar Athlete ... Member of Honor Committee and Vice President of Athletic Association.

**PERSONAL**

Born Jelani Khari Roberts in Baltimore ... Son of Kevin and Tonia Roberts ... Teammates with fellow 2015 signee Jelani Roberts since they were youth football players ... Attended same high school as journalist Frank DeFord and baseball executive Mark Shapiro ... Chose Northwestern over offers from Boston College, Navy and several Ivy League programs ... Major is mechanical engineering.

**CAREER HONORS & AWARDS**

- Academic All-Big Ten (2016)

**CAREER HIGHS**

- Rushing Attempts: 5 vs. Eastern Illinois (Sept. 12, 2015)
- Rushing Yards: 9 vs. Eastern Illinois (Sept. 12, 2015)
- Long Run: 8 vs. Eastern Illinois (Sept. 12, 2015)
- Receptions: 3 vs. Penn State (Nov. 7, 2015)
- Receiving Yards: 14 vs. Penn State (Nov. 7, 2015)
- Long Reception: 12 at Michigan (Oct. 10, 2015)
- Kick Returns: 1 at Michigan (Oct. 10, 2015)
- Kick Return Yards: 19 at Michigan (Oct. 10, 2015)
- Long Kick Return: 19 at Michigan (Oct. 10, 2015)





**JAKE SAUNDERS**  
DEFENSIVE LINE  
6-2 | 293 | R-FRESHMAN  
LOVELAND, OHIO  
LOVELAND

90

**2016 (FRESHMAN)**

Named Defensive Practice Player of the Week by the NU coaching staff following the Minnesota game.

**HIGH SCHOOL**

Earned a three-star rating from 247 Sports, which ranked him as the No. 20 player in the state of Ohio and a Top-50 defensive tackle prospect in the nation ... Totaled 150 tackles and 18 sacks during a three-year career at Loveland ... 2016 Anthony Munoz Foundation DII Defensive Lineman of the Year ... 2015 JJ Huddle All-State ... Two-time First Team All-District ... Two-time First Team All-Conference ... Two-time Special Mention All-State ... Two-time Loveland Defensive Player of the Year ... Piled up 45 tackles and 5.5 sacks as a sophomore while helping lead the Tigers to a 15-0 record and the Ohio Division II State Championship ... Also threw the shotput and discus for the Loveland track team ... Four-time Eastern Cincinnati Conference (ECC) All-Academic ... Honor roll student.

**PERSONAL**

Born Jacob Christian Saunders in Cincinnati, Ohio ... Parents Steve and Kim Saunders ... Undeclared major.



**BENNETT SKOWRONEK**  
WIDE RECEIVER  
6-4 | 212 | SOPHOMORE  
FORT WAYNE, IND.  
HOMESTEAD

88

**2016 (FRESHMAN)**

One of three true freshmen to see action this season ... Appeared in all 13 games as a backup wide receiver and on special teams units ... Made first career catch versus Illinois State ... Caught a season-high two passes at Iowa and at Purdue ... Notched a season-high 28 yards receiving in the 45-17 win versus the Boilermakers ... Finished the season with eight catches for 70 yards.

**2016 GAME-BY-GAME STATISTICS**

	REC	YDS	TD	LG
Western Michigan	0	0	0	0
Illinois State	1	7	0	7
Duke	0	0	0	0
Nebraska	1	8	0	8
at Iowa	2	11	0	6
at Michigan State	0	0	0	0
Indiana	0	0	0	0
at Ohio State	1	6	0	6
Wisconsin	0	0	0	0
at Purdue	2	28	0	14
at Minnesota	1	10	0	10
Illinois	0	0	0	0
vs. Pittsburgh	0	0	0	0
<b>Totals</b>	<b>8</b>	<b>70</b>	<b>0</b>	<b>14</b>

**HIGH SCHOOL**

Earned a three-star rating from 247 Sports, which ranked him as the No. 12 prospect in the state of Indiana ... Recorded a school-record 133 receptions for 2,181 yards and 26 touchdowns during his varsity career ... Also registered 52 tackles, three tackles for loss and three interceptions at safety and returned kickoffs and punts ... Captained the Spartans to the 2015 Indiana 6A Sectional championship ... 2015 Indiana Mr. Football positional winner ... Associated Press All-State ... IFCA All-State ... Three-time First Team All-Conference (SAC) ... Three-time All-Area ... Two-time All-Northeast Indiana ... Two-time Fab15 selection ... IFCA Top-50 selection ... Led his 7v7 team to the NFA national championship along with fellow 2016 signee Aidan Smith ... Also played basketball for Homestead, earning two varsity letters and winning the Indiana 4A state championship ... Honor roll student.

**PERSONAL**

Born Bennett William Skowronek in Indianapolis ... Parents David and Jodi ... Major is Communication Studies.

**CAREER HIGHS**

- Receptions: 2 at Purdue (Nov. 12, 2016)
- Receiving Yards: 28 at Purdue (Nov. 12, 2016)
- Long Reception 14 (2x) at Purdue (Nov. 12, 2016)



**AIDAN SMITH**  
QUARTERBACK  
6-2 | 203 | R-FRESHMAN  
FORT WAYNE, IND.  
CARROLL

11

**HIGH SCHOOL**

Earned a three-star rating from 247 Sports, which ranked him as the No. 11 prospect in the state of Indiana and the No. 28 Pro-Style quarterback in the nation ... Completed 62% of his passes for 3,724 yards and 31 touchdowns, and added 184 carries for 1,078 yards and 18 touchdowns in his varsity career ... 2015 First Team All-Summit Athletic Conference (SAC) ... 2015 Second Team All-Northeast Indiana ... 2015 Associated Press 6A Senior All-State Team ... Holds Carroll High School records for passing yards in a season (2,194), completions in a season (174), touchdowns in a season (26), completions in a game (26) and touchdown passes in a game (6) ... Led his 7v7 team to the NFA national championship along with fellow 2016 signee Ben Skowronek.

**PERSONAL**

Born Aidan Robert Smith in Youngstown, Ohio ... Parents Tobin and Jane Smith ... Major is undeclared.



**TREVOR STROEBEL**  
LONG SNAPPER  
6-4 | 232 | GRADUATE  
SAUKVILLE, WIS.  
CEDARBURG

58

**2016 (JUNIOR)**

Joined Northwestern in August as a graduate transfer student from the Georgia Institute of Technology, where he earned a B.S. in business administration with a concentration in finance ... Backup long snapper who did not see game action.

**2015 (JUNIOR - GEORGIA TECH)**

Did not play for Georgia Tech while recovering from offseason injury.

**2014 (SOPHOMORE - GEORGIA TECH)**

Played in all 14 games as Tech's short snapper ... Did not record any stats ... 2014-15 ACC Honor Roll.

**2013 (FRESHMAN - GEORGIA TECH)**

Played in six games as a true freshman for the Yellow Jackets ... Was forced into action in fourth game of season, nationally-televised Thursday night game vs. Virginia Tech (Sept. 26) ... Handled duties without flaw against Hokies ... Made first special teams 'start' next week at Miami (Oct. 5) ... After watching from sidelines over next four games, took over snapping duties once again for final four games of season ... 2013-14 ACC Honor Roll.

**HIGH SCHOOL**

Earned three varsity letters playing for coach Brian Leair ... Played long snapper and center ... Helped lead team to three playoff appearances ... 2010 team finished state runner-up ... 2011 squad won conference title ... Earned high (academic) honors four years ... National Honor Society.

**PERSONAL**

Full name is Trevor Ronald Stroebel ... Parents are Duey and Laura ... Duey is Wisconsin state legislator ... Has seven siblings - Spencer, Maggie, Stewart, Mitchell, Lewis, Wesley and Mary ... Spencer was on Princeton crew team from 2008-12 ... Maggie was on Princeton crew team ... Began long-snapping duties in the seventh grade ... Working on a Masters in Public Policy and Administration.



**JARED THOMAS**  
OFFENSIVE LINE  
6-4 | 287 | SOPHOMORE  
INDIANAPOLIS, IND.  
CATHEDRAL

**65**

**2016 (REDSHIRT FRESHMAN)**

Appeared in all 13 games as a backup offensive lineman and on field goal units ... Made first career start at Michigan State ... Appeared at center in the Wildcats' 42-21 win over rival Illinois. ... Academic All-Big Ten.

**2015 (FRESHMAN)**

Awarded Offensive Practice Player of the Week honors following the Duke game.

**HIGH SCHOOL**

Earned three-star rating from Scout.com ... Tabbed as the No. 8 overall prospect in the state of Indiana by both Rivals.com and 247Sports ... Three-time letterwinner as an offensive tackle, center and defensive end at Cathedral ... Named 2014 MVP ... Earned All-City honors in 2013 and 2014 ... Named to 2014 Top 50 All-State football team ... Captured the Class 5A Phil N. Eskew Mental Attitude Award in 2014 ... High school program has won five consecutive state championships ... Team captain ... Also captain of the basketball team ... Helped the Fighting Irish to a pair of City Basketball championships and a runner-up finish in the 2012 state championship ... Recipient of the Cathedral Christian Scholar Athlete Award ... Member of National Honor Society ... High Honor Roll student.

**PERSONAL**

Born Jared Allen Thomas ... Son of Michael and April Thomas ... Did not play football until high school ... Played basketball since the age of four ... Uncle, Chris Beaty, played football at Indiana (2000-04) ... Chose Northwestern over Big Ten programs Indiana, Purdue, Illinois, plus Duke, Wake Forest, Boston College and others ... Major is journalism.

**CAREER HONORS & AWARDS**

- Academic All-Big Ten (2016)



**JACKSON TIRMONIA**  
WIDE RECEIVER  
6-3 | 199 | R-FRESHMAN  
CANTON, OHIO  
JACKSON

**85**

**2016 (FRESHMAN)**

Redshirted his freshman season ... Earned Special Teams Practice Player of the Week honors from the NU coaching staff following the Minnesota game.

**HIGH SCHOOL**

Recorded 44 catches, 645 yards and eight touchdowns as a senior year captain ... All-Ohio Division I Second Team ... First Team Division I Northeast Ohio Inland All-District ... First Team All-Stark County ... First Team All-Federal League ... Invited to Blue-Grey All-American Game at AT&T Stadium (declined to participate), selected for Stark County East-West All-Star Game ... Class vice president junior year ... National Honor Society ... Honor Roll student.

**PERSONAL**

Born Jackson Nicholas Tirmonia in Canton, Ohio ... Parents are Michael and Allison Tirmonia ... Michael was Honorable Mention All-American in golf at Wittenberg University ... Grandfather, Jerry Krisher, won 1954 football national championship at Ohio State, drafted in fifth round by Philadelphia Eagles ... Major is undeclared.



**NIK URBAN**  
OFFENSIVE LINE  
6-3 | 292 | R-FRESHMAN  
WILLOUGHBY, OHIO  
WILLOUGHBY SOUTH

**66**

**2016 (FRESHMAN)**

Redshirted his freshman season ... Named Offensive Practice Player of the Week following contests versus Illinois State and Indiana.

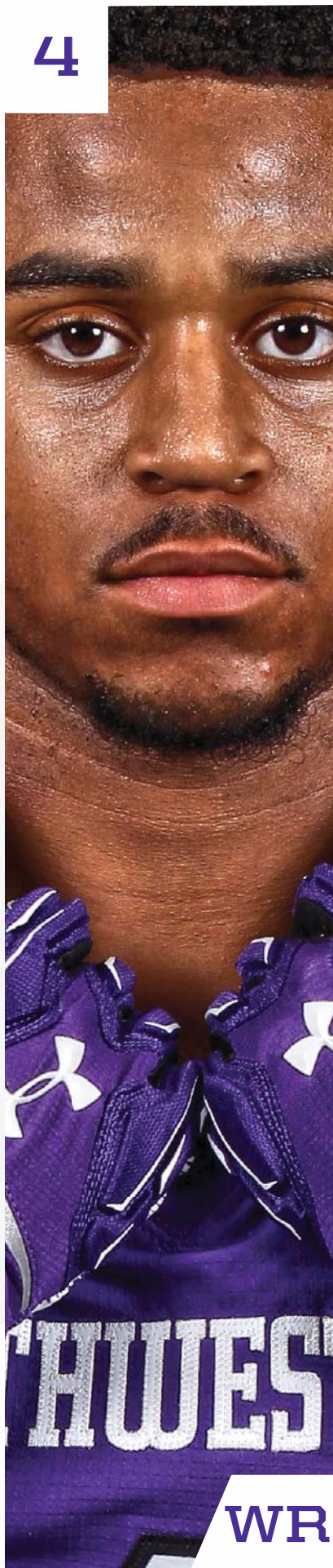
**HIGH SCHOOL**

Earned a three-star rating from 247 Sports, which ranked him as the No. 25 player in the state of Ohio and the No. 29 offensive guard prospect in the nation ... Two-time Willoughby South team captain ... 2015 Lake County Lineman of the Year ... Two-time All-Ohio selection, including First Team honors as a senior ... Two-time All-Northeast Ohio ... Three-time All-Lake County ... Three-time All-Herald News selection ... Piled up more than 100 wins over a four-year wrestling career ... Two-time sectional and district wrestling champion, and two-time state qualifier ... Academic All-Ohio in both football and wrestling.

**PERSONAL**

Born Nikolas Howard Urban in Mentor, Ohio ... Parents Jennifer Rus and Chip Urban ... Major is undeclared.

4



# N SOLOMON VAULT

SENIOR | WIDE RECEIVER

5-10 | 193 | GAITHERSBURG, MD. | GAITHERSBURG

**Career Statistics**

	Receiving								Kick Returns				Rushing					
	G	Rec	Yds	TD	Lg	Rec/G	Avg/C	Avg/G	No.	Yds	TD	Lg	Avg/R	Avg/G	No.	Yds	TD	LG
2014	8	6	31	0	11	0.8	5.2	3.9	11	288	1	89	26.2	36.0	20	81	2	16
2015	13	11	95	0	37	0.8	8.6	7.3	25	657	2	98	26.3	50.5	56	159	0	15
2016	13	15	164	2	44	1.2	11.0	12.6	23	560	1	95	24.3	43.1	11	26	0	5
<b>Total</b>	<b>18</b>	<b>44</b>	<b>494</b>	<b>2</b>	<b>47</b>	<b>2.4</b>	<b>11.2</b>	<b>27.4</b>	<b>22</b>	<b>130</b>	<b>0</b>	<b>47</b>	<b>5.9</b>	<b>7.2</b>	<b>87</b>	<b>266</b>	<b>2</b>	<b>16</b>

**NORTHWESTERN RANKINGS**

- Longest Kick Return: 4th (98 vs. Duke, 2015)
- Longest Kick Return: T-8th (95 at Michigan State, 2016)
- Longest Kick Return: 10th (94 vs. Penn State, 2015)
- Season Kickoff Return Average: 7th (26.3, 2015)
- Season Kick Return Touchdowns: 1st (2, 2015)
- Career Kick Return Touchdowns: 1st (3)
- Career Kick Return Yards: 3rd (1,505)
- Career Kick Return Average: 5th (25.5)

**CAREER HIGHS**

- Rushing Attempts: 9 vs. Eastern Illinois (Sept. 12, 2015)
- Rushing Yards: 36 vs. Ball State (Sept. 26, 2015)
- Rushing Touchdowns 2 vs. W. Illinois (Sept. 20, 2014)
- Long Run: 21 vs. Western Illinois (Sept. 20, 2014)
- Receptions: 2 (6x), last vs. Indiana (Oct. 22, 2016)
- Receiving Yards: 53 vs. Purdue (Nov. 14, 2015)
- Touchdowns: 1 (2x), last vs. Indiana (Oct. 22, 2016)
- Long Reception: 44 vs. Duke (Sept. 17, 2016)
- Kick Returns: 5 (2x), last vs. Iowa (Oct. 17, 2015)
- Kick Return Yards: 119 vs. Penn State (Nov. 7, 2015)
- Long Kick Return: 98 at Duke (Sept. 9, 2015)
- Touchdowns: 1 (4x), last at Michigan State (Oct. 15, 2016)

**CAREER HONORS & AWARDS**

- All-Big Ten Third Team (2015, '16)

**2014 GAME-BY-GAME STATISTICS**

	Receiving				Rushing				Kick Returns			
	No.	Yds	TDs	Long	No.	Yds	TDs	Long	No.	Yds	TDs	Long
California	1	-1	0	0	5	25	0	9	0	0	0	0
Northern Illinois	1	4	0	0	5	18	0	7	0	0	0	0
Western Illinois	1	3	0	3	6	31	2	16	0	0	0	0
at Penn State	0	0	0	0	0	0	0	0	1	31	0	31
Wisconsin	-	-	-	-	-	-	-	-	-	-	-	-
at Minnesota	1	11	0	11	1	2	0	2	4	67	0	31
Nebraska	1	10	0	10	3	5	0	6	5	101	0	28
at Iowa	-	-	-	-	-	-	-	-	-	-	-	-
Michigan	-	-	-	-	-	-	-	-	-	-	-	-
at Notre Dame	-	-	-	-	-	-	-	-	-	-	-	-
at Purdue	0	0	0	0	0	0	0	0	0	0	0	0
Illinois	1	4	0	4	0	0	0	0	1	89	1	89

**2016 GAME-BY-GAME STATISTICS**

	Receiving				Rushing				Kick Returns			
	No.	Yds	TDs	Long	No.	Yds	TDs	Long	No.	Yds	TDs	Long
Stanford	0	0	0	0	6	25	0	8	1	19	0	19
Eastern Illinois	0	0	0	0	9	29	0	12	1	24	0	24
at Duke	0	0	0	0	2	10	0	6	2	118	1	98
Ball State	1	2	0	2	7	36	0	14	3	60	0	21
Minnesota	1	4	0	4	8	28	0	9	0	0	0	0
at Michigan	0	0	0	0	3	12	0	15	2	39	0	22
Iowa	1	8	0	8	4	8	0	3	5	111	0	35
at Nebraska	2	12	0	9	2	2	0	3	2	49	0	25
Penn State	0	0	0	0	2	7	0	6	3	119	1	96
Purdue	2	53	0	37	6	8	0	4	1	37	0	37
at Wisconsin	0	0	0	0	2	-1	0	2	1	16	0	16
at Illinois	1	-3	0	0	4	-5	0	2	2	28	0	15
vs. Tennessee	3	19	0	9	1	0	0	0	2	37	0	22

**2016 GAME-BY-GAME STATISTICS**

	Receiving				Rushing				Kick Returns			
	No.	Yds	TDs	Long	No.	Yds	TDs	Long	No.	Yds	TDs	Long
Western Michigan	2	20	0	14	1	-1	0	0	4	115	0	37
Illinois State	1	6	0	6	1	1	0	1	1	30	0	30
Duke	2	48	1	44	3	11	0	5	2	26	0	19
Nebraska	2	17	0	13	1	4	0	4	2	57	0	35
at Iowa	1	0	0	0	2	8	0	5	0	0	0	0
at Michigan State	2	8	0	7	1	1	0	1	1	95	1	95
Indiana	2	28	1	17	2	2	0	1	4	91	0	29
at Ohio State	0	0	0	0	0	0	0	0	1	12	0	12
Wisconsin	1	15	0	15	0	0	0	0	0	0	0	0
at Purdue	1	6	0	6	0	0	0	0	2	32	0	18
at Minnesota	0	0	0	0	0	0	0	0	3	55	0	20
Illinois	1	16	0	16	0	0	0	0	0	0	0	0
vs. Pittsburgh	0	0	0	0	0	0	0	0	3	47	0	24

WR

## 2017 (SENIOR)

Will redshirt during the 2017 season following offseason injury and is expected to return to the Wildcats for the 2018 campaign.

## 2016 (JUNIOR)

Moved to wide receiver from running back in the offseason ... Named Third-Team All-Big Ten return specialist for the second-straight season ... Averaged 24.3 yards per kick return ... Recorded 560 kick return yards on 23 returns ... Had a season-high 115 kick return yards on four returns in the season opener versus Western Michigan ... Returned a kick 95 yards for a touchdown in the Wildcats' 54-40 win at Michigan State ... Extended his program for kick return touchdowns to five with the score versus the Spartans ... Caught two passes for a season-high 48 receiving yards and his first career receiving touchdown in a 24-14 win over Duke ... Also caught a touchdown pass in the Wildcats' 23-12 win versus Indiana on Homecoming.

## 2015 (SOPHOMORE)

Played in every game ... Third Team All-Big Ten return specialist ... Recorded 118 kick return yards at Duke with 1 TD ... Picked up his second kick return TD versus Penn State with 119 total kick return yards during the game ... Earned NU's Special Teams Player of the Game honor ... Became the first Northwestern player to have two kick return touchdowns in a season ... Also became the first 'Cat with three or more kick return touchdowns in a career ... Recorded a total of 657 kick return yards, 159 rushing yards and 95 receiving yards on the season ... Solid presence from the backfield in his second season ... Had a season-high 36 rushing yards against Ball State ... Collected 53 yards on two receptions vs. Purdue ... Posted a season-long rush of 15 yards vs. Michigan ... Rushed for 29 yards on nine carries in win over Eastern Illinois.

## 2014 (FRESHMAN)

One of four true freshmen to see the field in 2014 ... Led Northwestern in kickoff return yardage (288) and return average (26.2), posting an 89-yard KOR touchdown in the season-finale vs. Illinois ... It was NU's first kickoff return TD since then-true freshman Venric Mark ran one back at Wisconsin in the final game of the 2010 regular season ... Vault missed four Big Ten games and nearly all of a fifth with a lower-body injury ... Scored two rushing touchdowns in a 24-7 win over Western Illinois ... Carried five times for 18 yards against NIU ... Made collegiate debut against Cal and ran for 25 yards on five carries ... Named NU's Offensive Big Playmaker vs. Western Illinois ... Vault was a high school running back recruited to NU as a wide receiver, but inserted at tailback during training camp.

## HIGH SCHOOL

Rated as a three-star recruit by Rivals.com ... Named to the All-Gazette, All Sentinel, All Moco, and All-Metro Honorable Mention team in his junior year ... As a junior, recorded 188 carries for 1,251 yards and 21 touchdowns, as well as 22 receptions for 302 yards and one TD ... Selected to compete in the Big 33 All-Star game ... Two-sport team captain (football, track and field) ... Member of the honor roll ... Also received the African-American Award for Academic Excellence.

## PERSONAL

Born Solomon Laurence Vault ... Son of Brooks and Cheryl Vault ... Major is communication studies.





**GUNNAR VOGEL**  
OFFENSIVE LINE  
6-6 | 278 | R-FRESHMAN  
COLUMBUS, OHIO  
WESTERVILLE SOUTH

73

### 2016 (FRESHMAN)

Redshirted his freshman season ... Awarded Defensive Practice Player of the Week honors by NU coaching staff following the Indiana game.

### HIGH SCHOOL

Earned a three-star rating from 247 Sports, which ranked him as a Top-50 prospect in Ohio ... First Team All-State, All-Metro and All-District honoree ... Named to the NBC4 Friday Night Lights All-Star Team ... Selected to participate in the North-South Ohio All-Star Game ... Surrendered just two sacks during his varsity career ... Registered 67 knockdowns during his senior season, paving the way for more than 2,100 rushing yards by the Wildcats ... Recorded 38 knockdowns as a junior as part of an offensive line that helped pile up 2,000 rushing yards ... Earned two varsity letters in track & field throwing the shotput and discus ... OCC Scholar-Athlete.

### PERSONAL

Born Gunnar Pavl Vogel in Columbus, Ohio ... Parents Lori Vogel and James Nordgren ... Grandfather Bob Vogel played football at Ohio State and for the Baltimore Colts ... Major is undeclared.



**BRETT WALSH**  
LINEBACKER  
6-1 | 207 | SENIOR  
MONROVIA, CALIF.  
MONROVIA

10

### Career Statistics

	G	SOLO	AST	TOTAL	TFL-YD	SK-YD	FF-FR	INT-YD	QBH	PBU
2014	5	1	2	3	0-0	0-0	0-0	0-0	0	0
2015	-	-	-	-	-	-	-	-	-	-
2016	13	21	16	37	2.0-8	1.0-8	0-0	0-0	0	0
<b>Totals</b>	<b>18</b>	<b>22</b>	<b>18</b>	<b>40</b>	<b>2.0-8</b>	<b>1.0-8</b>	<b>0-0</b>	<b>0-0</b>	<b>0</b>	<b>0</b>

### 2016 (JUNIOR)

Appeared in all 13 games, starting the final five games of the regular season at the Will linebacker position ... Recorded 35 of his 37 tackles over the final six games of the season ... Made eight stops versus No. 8 Wisconsin ... Tallied a career-high nine tackles in a 45-17 win at Purdue ... Notched eight tackles at Minnesota ... Made his first career sack in the season opener versus Western Michigan ... Named Northwestern's Defensive Player of the Week following the game at Minnesota ... Academic All-Big Ten.

### 2016 GAME-BY-GAME STATISTICS

	UA-A-T	TFL-YD	SK-YD	PBU
Western Michigan	1-0-1	1.0-8	1.0-8	0
Illinois State	0-0-0	0-0	0-0	0
Duke	0-0-0	0-0	0-0	0
Nebraska	0-1-1	0.5-0	0-0	0
at Iowa	0-0-0	0-0	0-0	0
at Michigan State	0-0-0	0-0	0-0	0
Indiana	0-0-0	0-0	0-0	0
at Ohio State	3-2-5	0-0	0-0	0
Wisconsin	6-2-8	0-0	0-0	0
at Purdue	6-3-9	0-0	0-0	0
at Minnesota	4-4-8	0-0	0-0	0
Illinois	1-1-2	0.5-0	0-0	0
vs. Pittsburgh	0-3-3	0-0	0-0	0

### 2015 (SOPHOMORE)

Did not see game action.

### 2014 (REDSHIRT FRESHMAN)

Redshirt freshman ... Appeared in five games, contributing on defense and on special teams ... Credited with three tackles on the season.

### 2013 (FRESHMAN)

Named NU's Defensive Practice Player of the Week following the Minnesota game.

### HIGH SCHOOL

Played linebacker, tight end and long snapper in three years of varsity action ... Won three straight CIF (conference) championships ... Compiled 417 tackles, 11 sacks, three interceptions and eight forced fumbles ... Averaged 25.3 tackles per game senior year ... Named to MaxPreps All-State team junior and senior year ... Earned Defensive MVP honors from RIO HONDO League and CIF ... Named to All-Area Team and the Defensive MVP by Pasadena Star News ... Ranked on ESPN Southern California First Team ... Played in 2013 West Coast Bowl ... Also lettered in track, specializing in the 400-meter dash ... Two-time Student-Athlete of the Year at Monrovia.

### PERSONAL

Born Russell Brett Walsh ... Son of Russell Walsh and Serena Snyder ... Major is economics with a minor in business institutions.

### CAREER HONORS & AWARDS

- Academic All-Big Ten (2016)

### CAREER HIGHS

- Tackles: 9 at Purdue (Nov. 12, 2016)
- Solo Tackles: 6 (2x), last at Purdue (Nov. 12, 2016)
- Assisted Tackles: 3 (2x), last vs. Pittsburgh (Dec. 28, 2016)
- Tackles for Loss: 1 vs. Western Michigan (Sept. 3, 2016)
- Sacks: 1 vs. Western Michigan (Sept. 3, 2016)

BRETT  
WALSH





**KEITH WATKINS II**  
 CORNERBACK  
 5-11 | 187 | SENIOR  
 CINCINNATI, OHIO  
 MOELLER

**3**

**Career Statistics**

	G	SOLO	AST	TOTAL	TFL-YD	SK-YD	FF-FR	INT-YD	QBH	PBU
2014	5	4	2	6	0-0	0-0	1-0	0-0	0	0
2015	12	29	12	41	1.0-1	0-0	0-0	0-0	0	6
<b>Totals</b>	<b>17</b>	<b>33</b>	<b>14</b>	<b>47</b>	<b>1.0-1</b>	<b>0-0</b>	<b>1-0</b>	<b>0-0</b>	<b>0</b>	<b>6</b>

**2016 (JUNIOR)**

Suffered a season-ending injury during training camp.

**2015 (SOPHOMORE)**

Started two games at cornerback and appeared in 12 ... Tied for second among cornerbacks with 41 tackles ... Collected eight unassisted tackles and nine overall vs. Iowa and also had a tackle for loss ... Recorded eight tackles vs. Michigan.

**2014 (REDSHIRT FRESHMAN)**

Appeared in the first four games of the season ... Recorded six tackles, including two each against Western Illinois and Penn State ... Forced a fumble against Northern Illinois ... Blocked a punt vs. Western Illinois.

**2013 (FRESHMAN)**

Named NU's Defensive Practice Player of the Week after the Michigan State game and Special Teams Practice Player of the Week following Michigan.

**HIGH SCHOOL**

Rated as the No. 34 RB prospect in the country by Rivals.com ... Ranked the No. 56 RB recruit by Scout.com ... Rated as the No. 24 overall recruit to come out of Ohio by Rivals.com ... Played four years of varsity football at Moeller ... As a senior, racked up 2,149 rushing yards, 28 career touchdowns -- second-most in Moeller history -- and averaged 6.9 yards per carry ... Also averaged 11.9 yards per reception on 42 career catches ... Named first-team All-Tri-State and was the Cincinnati Enquirer Co-Player of the Year ... Greater Catholic League (GCL) Player of the Year and first-team All-GCL on offense ... Team captain of 2012 state championship-winning squad ... Game highlights include 175 yards and three touchdowns on six carries in the first half alone against Lakota East, and 224 rushing yards on 22 carries with two TDs vs. LaSalle ... Competed in the Ohio North vs. South Invite ... Ranks second all-time at Moeller in career touchdowns and fifth in career rushing yards ... Also a four-year letterwinner in basketball and a member of the Cincinnati Lakers club team for eight seasons, winning three state championships with the program

**PERSONAL**

Born Keith Aaron Watkins II ... Son of Keith and Kathryn Watkins ... Attended same high school as former Major League Baseball stars Ken Griffey Jr. and Barry Larkin ... Major is learning and organizational change.

**CAREER HIGHS**

- Tackles: 9 vs. Iowa (Oct. 17, 2015)
- Solo Tackles: 8 vs. Iowa (Oct. 17, 2015)
- Assisted Tackles: 2 vs. Eastern Illinois (Sept. 12, 2015)
- Tackles for Loss: 1 vs. Iowa (Oct. 17, 2015)
- Forced Fumbles: 1 at Duke (Sept. 19, 2015)
- Blocked Kicks: 1 vs. Western Illinois (Sept. 20, 2014)
- Pass Breakups: 3 vs. Tennessee (Jan. 1, 2016)



**MASON WEISSENHOFER**  
 KICKER  
 6-1 | 205 | SOPHOMORE  
 PLANFIELD, ILL.  
 MONTINI CATHOLIC

**39**

**2016 (REDSHIRT FRESHMAN)**

Redshirt freshman ... Did not see game action.

**HIGH SCHOOL**

Varsity letterwinner at Montini Catholic High School ... Played wide receiver while handling punting and kicking duties ... Converted 15 of 19 field-goal attempts ... Named All-Chicago Catholic League, Chicago Sun-Times All-Area and Rivals All-State selection ... Named Chris Sailer Kicking Third Team All-America ... Helped Broncos reach back-to-back IHSA 5A State Championship games into 2013 and 2014 ... Booted a 78-yard kickoff against DeLaSalle after starting from 20-yard line after a safety ... Converted three field goals in IHSA 5A quarterfinal game ... High Honor Roll student ... Academic All-Conference selection ... Academic All-State honoree.

**PERSONAL**

Born Mason Lloyd Weissenhofer in Chicago ... Son of Holly and Ross Weissenhofer ... Uncle, Ron Weissenhofer, played linebacker at Notre Dame and professionally for the New Orleans Saints ... Cousin, Dan Weissenhofer, captained the Air Force Academy hockey team in 2014-15 ... Chose Northwestern over Penn State, Nebraska, Purdue, Cal and others ... Major is undeclared.



**PARKER WESTPHAL**  
 DEFENSIVE BACK  
 6-1 | 211 | JUNIOR  
 BOLINGBROOK, ILL.  
 BOLINGBROOK

**11**

**2016 (SOPHOMORE)**

Redshirt sophomore ... Appeared in 10 games on special teams and as a backup defensive back during the regular season ... Made a career-high three tackles in the Wildcats' 24-14 win over Duke ... Had tackles on special teams in wins at Iowa and Michigan State.

**2015 (REDSHIRT FRESHMAN)**

Redshirt freshman ... Appeared in five games as a special teamer .. Won NU's Defensive Practice Player of the Week honors for the week of the Eastern Illinois game.

**HIGH SCHOOL**

Ranked the No. 10 cornerback prospect in the nation by Scout.com and No. 13 by 247Sports ... Earned a four-star rating from Scout.com ... Chicago Tribune first-team All-State selection ... Named Herald-News All-Area and SouthWest Suburban Blue Defensive Player of the Year as a senior ... Recorded 47 tackles, eight pass breakups and three interceptions during his 2013 senior season ... Also was a difference-maker on special teams, returning 22 punts with an average of 11.6 yards per return, while also averaging 33.9 yards per kick as a rugby-style punter ... As a junior, notched 51 tackles, four forced fumbles and three INTs ... Led Bolingbrook to the No. 1 seed in the Illinois Class 8A playoffs as a senior, when his Raiders defense allowed just eight points per game on the year.

**PERSONAL**

Born Parker Scott Westphal ... Became the first player in Pat Fitzgerald's head coaching tenure to enroll early at Northwestern, graduating from Bolingbrook in December and beginning his NU career on Jan. 6, 2014 ... Brother, Brandon, played linebacker at Illinois State and started at cornerback on Bolingbrook's 2011 state championship team ... Chose Northwestern over Michigan State and Vanderbilt ... Major is communication studies.





**TRAVIS WHILLOCK**  
DEFENSIVE BACK  
6-0 | 205 | R-FRESHMAN  
KATY, TEXAS  
KATY

**33**

### 2016 (FRESHMAN)


Redshirted his freshman season ... Awarded Defensive Practice Player of the Week honors following the Michigan State game.

### HIGH SCHOOL

Earned a three-star rating from 247 Sports ... Helped lead the Katy Tigers to the Class 6A Division II Texas State Championship and the top spot in the MaxPreps national high school rankings ... Captained a defense that allowed a total of 62 points in 16 games, including ten shutouts, while winning its first state title since 2012 and eighth overall ... Piled up 300 tackles, 12 interceptions and 30 pass breakups during his varsity career ... Earned All-State (2015), All-District (2013-15) and All-Greater Houston (2014-15) honors, as well as 2015 Academic All-State laurels ... Also ran track in high school ... High school teammate of fellow 2016 Northwestern signee Paddy Fisher.

### PERSONAL

Born Travis Jack Whillock in Houston ... Father Kirk played football at University of Arkansas ... Mother Judy played softball at Texas A&M, earning All-America honors and helping lead the Aggies to the 1987 NCAA Championship ... Major is undeclared.



**TRAE WILLIAMS**  
SHY TEAM



**TRAE WILLIAMS**  
DEFENSIVE BACK  
6-0 | 204 | SOPHOMORE  
THE PLAIN, OHIO  
ATHENS

**29**

### 2016

#### (REDSHIRT FRESHMAN)

Redshirt freshman ... Appeared in 11 games in first season of action, including nine starts at cornerback ... Made first career start in the Wildcats' 24-13 win over Duke ... Had 42 tackles, including 33 solo stops ... Made a season-high eight tackles in the Wildcats' win over No. 23 Pittsburgh in the 2016 Pinstripe Bowl ... Finished with a season-high seven solo tackles in the win over the Blue Devils ... Had six solo stops in the Big Ten opener versus Nebraska ... Sealed a 38-31 victory at Iowa with his first career interception ... Matched his career high with seven tackles, including his first career tackle for loss, versus No. 8 Wisconsin ... Tallied a season-high three pass breakups in a 42-21 win over rival Illinois ... Named Northwestern's Special Teams Player of the Week following the Purdue game.

#### 2016 GAME-BY-GAME STATISTICS

	UA-A-T	TFL-YD	INT-YD	PBU
Western Michigan	0-0-0	0-0	0-0	0
Illinois State	1-0-1	0-0	0-0	0
Duke	7-0-7	0-0	0-0	2
Nebraska	6-0-6	0-0	0-0	0
at Iowa	3-1-4	0-0	1-0	0
at Michigan State	1-1-2	0-0	0-0	1
Indiana	-	-	-	-
at Ohio State	-	-	-	-
Wisconsin	5-2-7	1.0-1	0-0	0
at Purdue	2-0-2	0-0	0-0	1
at Minnesota	0-2-2	0-0	0-0	0
Illinois	3-0-3	0-0	0-0	3
vs. Pittsburgh	5-3-8	0-0	0-0	0
<b>Totals</b>	<b>33-9-42</b>	<b>1.0-1</b>	<b>1-0</b>	<b>7</b>

### 2015 (FRESHMAN)

Redshirted his freshman season ... Won Special Teams Practice Player of the Week honors in his first week.

### HIGH SCHOOL

Earned three-star rating for Scout.com ... Rated as the seventh-best defensive back in the state of Ohio ... All-Ohio First Team honoree ... Two-time All-Ohio Second Team selection ... Played running back and defensive back while also returning kicks ... Ran for 5,435 yards and 102 touchdowns during varsity career ... Registered 112 tackles, 26 passes defended, five forced fumbles, two fumble recoveries and an interception on defense ... Returned 15 kickoffs for 475 yards and two scores ... Served as a team captain ... Interception came in game-winning fashion against Saint Vincent Saint Mary's in the state semifinal game ... Played in the Ohio North vs. South All-Star Game ... Also participated as a sprinter on the track team.

### PERSONAL

Born Jesse Owens Williams III in Worcester, Mass. ... Son of Jesse and Felicia Williams ... Father, Jesse, is the defensive line coach at Ohio University ... Played collegiately at Sonoma State ... Cousin, Taylor Embree, plays for the San Diego Chargers ... Chose Northwestern over Ohio, Air Force and others ... Major is undeclared.

### CAREER HIGHS

- Tackles: 8 vs. Pittsburgh (Dec. 28, 2016)
- Solo Tackles: 7 vs. Duke (Sept. 17, 2016)
- Assisted Tackles: 3 vs. Pittsburgh (Dec. 28, 2016)
- Tackles for Loss: 1 vs. Wisconsin (Nov. 5, 2016)
- Interceptions: 1 at Iowa (Oct. 1, 2016)
- Pass Breakups: 3 vs. Illinois (Nov. 26, 2016)
- Fumble Recoveries: 1 vs. Illinois (Nov. 26, 2016)



**FRED WYATT**  
DEFENSIVE LINE  
6-4 | 292 | JUNIOR  
LAWRENCE, KAN.  
FREE STATE

**92**

**2016 (SOPHOMORE)**

Saw action for the first time in his career and appeared in all 13 games ... Finished the season with 17 tackles, including 1.5 tackles for loss ... Started the first three games of the season at defensive tackle ... Had a season-high four tackles and half a tackle for loss in the season opener versus Western Michigan ... Recorded a pair of assisted tackles in the Wildcats' 54-40 win at Michigan State ... Made a season-high three solo tackles in a 24-14 win over Indiana on homecoming ... Matched the season high with three more solo stops in a 45-17 win at Purdue ... Also had a tackle for loss against the Boilermakers ... Academic All-Big Ten.

**2016 GAME-BY-GAME STATISTICS**

	UA-A-T	TFL-YD	SK-YD	PBU
Western Michigan	2-2-4	0.5-0	0-0	0
Illinois State	0-1-1	0-0	0-0	1
Duke	1-0-1	0-0	0-0	0
Nebraska	0-1-1	0-0	0-0	0
at Iowa	0-0-0	0-0	0-0	0
at Michigan State	0-2-2	0-0	0-0	0
Indiana	3-0-3	0-0	0-0	0
at Ohio State	0-0-0	0-0	0-0	0
Wisconsin	0-0-0	0-0	0-0	0
at Purdue	3-0-3	1.0-1	0-0	0
at Minnesota	0-1-1	0-0	0-0	0
Illinois	0-1-1	0-0	0-0	0
vs. Pittsburgh	0-0-0	0-0	0-0	0
<b>Totals</b>	<b>9-8-17</b>	<b>1.5-1</b>	<b>0-0</b>	<b>1</b>

**2015 (REDSHIRT FRESHMAN)**

Did not see game action.

**HIGH SCHOOL**

Rated as a three-star athlete by Rivals.com and the No. 7 overall prospect from his class in the state of Kansas ... Named first-team All-Sunflower League at offensive line and earned an honorable mention nod on defense... Also named All-Metro Defensive Line ... Recorded 53 solo tackles, 21 tackles for losses, and 6.0 sacks in his high school career ... Team captain ... Member of the Honor Roll at Free State High School.

**PERSONAL**

Born Fredrick Austin Wyatt ... Son of Andrea and Buddy Wyatt ... Father is the current defensive line coach at SMU and spent two years (1997-98) in the same role at Northwestern, coaching alongside Gary Barnett ... Buddy played collegiately at TCU ... Major is communication studies.

**CAREER HONORS & AWARDS**

- Academic All-Big Ten (2016)

**CAREER HIGHS**

- Tackles: 3 (2x), last at Purdue (Nov. 12, 2016)
- Solo Tackles: 3 (2x), last at Purdue (Nov. 12, 2016)
- Assisted Tackles: 2 at Michigan State (Oct. 15, 2016)
- Tackles for Loss: 1 at Purdue (Nov. 12, 2016)
- Pass Breakups: 1 vs. Illinois State (Sept. 10, 2016)



**LLOYD YATES**  
WIDE RECEIVER  
6-2 | 209 | SOPHOMORE  
OAK PARK, ILL.  
OAK PARK-RIVER FOREST

**14**

**2016 (REDSHIRT FRESHMAN)**

Backup quarterback who made his collegiate debut in the Wildcats' win at Purdue ... Awarded Offensive Practice Player of the Week honors by the NU coaching staff following the Illinois game.

**HIGH SCHOOL**

Three-star quarterback according to Scout.com ... Rated as the No. 26 overall recruit in the state of Illinois by 247Sports ... Accounted for school-record 72 touchdowns as a varsity player at Oak Park-River Forest (OPRF) ... Named West Suburban Conference most valuable player ... Served as team captain ... Three-time All-WSC honoree ... Named 2013 WSC Silver offensive MVP ... Guided Huskies to 23 victories in three seasons ... Also played basketball for two seasons ... Academic All-WSC honoree ... Honor Roll student.

**PERSONAL**

Born Lloyd Andrew Yates in St. Louis ... Son of William and Isaure Yates ... Great grandfather, father, brother and a cousin all attended Northwestern ... Competed at OPRF with current NU safety Tommy Odell and fellow 2015 signee Adam Lemke-Bell ... Chose Northwestern over Northern Illinois, Akron, Illinois State and others ... Major is radio/television/film.



**CHEE ANYWANWU**  
LINEBACKER  
6-2 | 196 | FRESHMAN  
BUFORD, GA.  
BUFORD

**34**

#### HIGH SCHOOL

Verbally committed to Northwestern on January 21, 2017 ... Ranked as a three-star prospect by ESPN and 24/7 ... Won two state championships with Buford ... Went to four consecutive Georgia state title games with the Wolves ... Completed his high school career with a 56-4 record ... Ran track for three seasons at Buford, competing in the 200m, 400m, 4x100m and 4x400m events ... High school teammate of current Wildcats wide receiver Steven Reese ... Honor roll student ... Anticipated major is economics.



**CHRIS BERGIN**  
LINEBACKER  
5-11 | 207 | FRESHMAN  
BLOOMFIELD HILLS, MICH.  
DETROIT COUNTRY DAY

**49**

#### HIGH SCHOOL



**EARNEST BROWN IV**  
DEFENSIVE END  
6-5 | 261 | FRESHMAN  
AUBREY, TEXAS  
BILLY RYAN

**98**

#### HIGH SCHOOL

Verbally committed to Northwestern on March 23, 2016 ... 2017 U.S. Army All-American ... Ranked as a four-star prospect by ESPN, 24/7 and Scout ... Rated the No. 6 strongside defensive end in the nation by 24/7, and the No. 16 defensive end in the country by Scout ... Recorded 80 tackles, 36 tackles for loss, 11 sacks, 3 forced fumbles, 1 fumble recovery and one safety as a senior at Billy Ryan ... Totaled 57 tackles for loss and 20 sacks over his final two seasons of high school football ... Led the Raiders to the Texas 5A state semifinals as a senior (14-1), after helping guide the program to the 6A quarterfinals as a junior (13-1) ... 2016 Texas District 5/6A Defensive Player of the Year ... Scout All-Midlands First Team Defense ... Two-time Honorable Mention All-State ... 2016 Denton Record-Chronicle Defensive Player of the Year ... 2016 Denton Defensive MVP ... 2015 District 5/6A Defensive Newcomer of the Year ... Captained the Raiders varsity basketball team ... Competed in shot put and discus events in track & field ... THSCA Academic All-State honoree.



**JALEN BROWN**  
WIDE RECEIVER  
6-1 | 195 | JUNIOR  
PHOENIX, ARIZ.  
MOUNTAIN POINT/OREGON

**17**

#### 2016 (SOPHOMORE AT OREGON)

Caught two passes for 17 yards and one touchdown in the season opener against UC Davis ... First career start vs. UW (1 catch) ... Has recorded 17 receptions this season for 307 yards and three touchdowns ... Recorded one solo tackle against Colorado ... Career best five receptions for 97 yards in his second career start vs. ASU and a career best long reception of 49 yards ... Touchdown catches in games against UC Davis, California, and Utah.

#### 2015 (REDSHIRT FRESHMAN AT OREGON)

Stepped onto the field for all 13 games either from the line of scrimmage or on special teams, acquiring valuable experience behind a deep list of returning veterans ... Grabbing receptions on five occasions, the Pac-12 academic all-conference honorable mention pick was credited with his first catch as a collegian the third week of the season against Georgia State, nabbing a pair of receptions for 25 yards vs. the Panthers ... Also caught a pair of passes (10 yards) at Arizona State before picking up only one more catch over the course of his final five outings ... Finished his freshman year with seven catches for 89 yards ... Scored his lone touchdown of the year (43 yards) at Colorado to extend an Oregon lead ... Experienced his most extensive action of the year with 66 snaps vs. Oregon State.

#### 2014 (FRESHMAN AT OREGON)

Graduated from high school early in order to enroll in classes during the winter term and attend 2014 spring practice ... Made a positive impression on coaching staff during fall drills that left them feeling good about the ability to preserve his redshirt year ... Grabbed three passes for 114 yards in the 2015 Spring Game.

#### HIGH SCHOOL

Included among the Rivals100 and ESPN 300 rankings, with services listing him as high Arizona's third-best overall prospect and the nation's No. 12 wide receiver ... Took part in the U.S. Army All-American Game following a senior season that saw him finish sixth in the state in yards per catch (23.6 avg.) and tied for sixth in touchdown receptions (19) ... Completed 2013 with 52 catches for 1,229 yards as well as 16 tackles, three interceptions (43 yards) and one fumble recovery ... Caught TD passes in 11 of 14 games, including a trio of trips into the end zone against both Corona del Sol and Boulder Creek ... The 2013 Division I Section III South Team Player of the Year accrued All-USA Arizona first-team honors, Arizona Division I all-state acclaim and Top 25 All-Arizona recognition for the Pride, which completed the year 14-0 and ranked seventh in the country by MaxPreps ... Claimed the state's Gatorade Football Player-of-the-Year kudos following a junior year in which he caught 67 passes for 1,235 yards and 18 touchdowns for the 2012 state runners-up ... Also recorded 26 tackles and five interceptions (94 yards) ... Accumulated 181 career catches for 3,367 yards and 50 touchdowns through the air in addition to tying for the most career interceptions (14) in school history and setting the state's all-time record with 52 total TDs.



**BLAKE GALLAGHER**  
LINEBACKER  
6-1 | 224 | FRESHMAN  
RAYNHAM, MASS.  
SAINT SEBASTIAN'S

**51**

**HIGH SCHOOL**

Verbally committed to Northwestern on December 14, 2015 ... Ranked as a consensus three-star prospect by ESPN, 24/7, Scout and Rivals ... Rated as the No. 2 prospect from Massachusetts in the 2017 class ... Ranked as a Top-30 inside linebacker in the nation by 24/7 and Scout ... Two-time St. Sebastian's team captain ... Played both linebacker and running back for the Arrows ... Registered 89 tackles, 18 tackles for loss and three sacks in just six games as a senior ... Piled up 311 tackles, 56 tackles for loss and 12 sacks during his scholastic career ... 2016 Boston Herald All-Scholastic ... 2016 NEPSAC All-New England ... Two-time All-Independent Schools League (2015, '16) ... Two-time USA Today All-State (2015, '16) ... 2016 Massachusetts Coaches "Super 26" All-State ... Three-time MassPreps All-State (2014, '15, '16) ... 2014 CBS Sports Sophomore All-American ... 2013 MaxPreps Freshman All-American ... 2013 Eastbay Freshman All-American ... Played three seasons of baseball for the Arrows, appearing as a pitcher, first baseman and third baseman ... Father, Mike, played football for the University of New Hampshire (1988-92) ... Honor roll student ... Honored with the RM Joyce Award, given annually to the student who best demonstrates the values of St. Sebastian's School.



**SAMUEL GERAK**  
OFFENSIVE LINE  
6-3 | 294 | FRESHMAN  
AVON, OHIO  
AVON

**50**

**HIGH SCHOOL**

Verbally committed to Northwestern on December 22, 2015 ... Rated a consensus three-star prospect by ESPN, 24/7, Rivals and Scout ... Ranked as the country's No. 6 center prospect by ESPN, No. 8 by 24/7 and No. 10 by Rivals ... Rated the No. 1 center in the state of Ohio, and the No. 2 center in the Midwest, by Scout ... Ranked as a Top-20 player in the state of Ohio by ESPN and a Top-30 player in Ohio by 24/7 ... Registered 126 knockdowns in 11 games while serving as team captain for the Eagles ... 2016 First Team All-Southwest Conference ... 2016 Southwest Conference Most Valuable Lineman ... 2016 Second Team All-State ... 2016 First Team All-District ... 2016 First Team All-County ... 2016 Avon Team MVP 2016 ... 2016 Lombardi Award winner (Most Valuable Offensive Lineman in Lorain County) ... Competed in shot put and discus events as track & field team captain ... Three-year class president ... Academic All-Ohio honoree ... National Honor Society ... Earned high academic honors throughout high school ... Father, John, played five seasons in the National Football League with Minnesota and St. Louis after a standout college career at Penn State ... Anticipated major is neuroscience.



**CODY GRONEWOLD**  
PUNTER  
6-1 | 170 | FRESHMAN  
LINCOLN, NEB.  
LINCOLN NORTHEAST

**37**

**HIGH SCHOOL**

Identified as one of the top punters in the nation with a 4.5 star rating from Kohl's Kicking ... Punted 44 times during his senior campaign with a net average of 40.6 ... Converted 16 of 17 field goal tries with a long of 47 yards, and 72/75 on PAT ... 2016 First Team All-City ... Honorable Mention All-State ... Played two seasons of varsity soccer, including serving as team captain, and two seasons of high school swimming ... Ranked third in his graduating class of 408 ... National Honor Society officer ... Three-time Academic All-State ... Three-time Academic All-Conference ... Honor roll ... Captain of the debate team ... Anticipated majors are biological sciences and economics.



**AUSTIN HILLER**  
DEFENSIVE BACK  
6-2 | 202 | FRESHMAN  
LAKEWAY, TEXAS  
LAKE TRAVIS

**25**

**HIGH SCHOOL**

Verbally committed to Northwestern on March 28, 2016 ... Ranked as a four-star prospect by ESPN ... Rated as the No. 4 safety in the entire state of Texas, and No. 7 in the Midlands Region, by Scout ... Ranked as a Top-30 safety prospect in the nation by ESPN ... Led Lake Travis to 2016 6A Texas State Championship and No. 5 national ranking as a senior ... Cavaliers team captain played both wide receiver and safety to help guide team to 41-3 record over three seasons ... Three-year starter and team leadership council member at Lake Travis ... Piled up 308 tackles (212 solo), nine interceptions, 4 blocked punts, 4 blocked field goals, five forced fumbles, 21 PBU and three defensive touchdowns in a 44-game career ... Two-time APSE All-State honoree (2015, '16) ... Two-time First Team All-Central Texas (2015, '16) ... Three-time All-District honoree (2014, '15, '16) ... 2016 Lake Travis View Newspaper Male Athlete of the Year ... Two-time Lake Travis Defensive MVP (2015, '16) ... Led Cavaliers all the way to 2015 5A state title game, where they fell to a Katy squad led by current Wildcats Paddy Fisher and Travis Whillock ... Established a Lake Travis single-season record with seven interceptions as a junior ... Set a Central Texas record with four interceptions during the 2015 postseason ... Played two seasons of baseball, manning center field and first base ... Competed in the 100, 200, 400 and long jump events over two seasons of track & field ... National Honor Society ... Three-time Academic All-District (2014, '15, '16) ... 2016 Second Team Academic All-State ... Anticipated major is economics.



**BERKELY HOLMAN**  
WIDE RECEIVER  
5-11 | 182 | FRESHMAN  
IRVINE, CALIF.  
STAIN JOHN BOSCO

**89**

**HIGH SCHOOL**

Verbally committed to Northwestern on June 18, 2016 ... Ranked as a consensus three-star prospect by ESPN, 24/7, Rivals and Scout ... Rated as a Top-20 wide receiver in all of California, and No. 22 in the West Region by Scout ... Braves team captain recorded 52 receptions, 1,474 all-purpose yards and 13 total touchdowns as a senior ... Helped lead St. John Bosco to 2016 Southern Section Division I championship, and Open Division state title ... Two-time First Team All-Trinity League (2015, '16) ... 2016 Press-Telegram Dream Team ... 2016 St. John Bosco Junior Scholar-Athlete of the Year ... 19 total touchdowns over his final two seasons, including school-record 99-yard kickoff return ... Part of relay team that holds 4x100m school record (41.3) and earned Top-3 finish at California State Track & Field Championships ... Father, Scott, played at the University of Oregon, as well as in the National Football League with the Cardinals and Jets ... High Honor Roll recipient ... Anticipated major is Economics.



**TROY HUDETZ**  
LINEBACKER  
6-2 | 221 | FRESHMAN  
NAPERVILLE, ILL.  
NAPERVILLE CENTRAL

**46**

**HIGH SCHOOL**

Joined Northwestern as a preferred walk on during the 2017 summer quarter ... Lettered four times at Naperville Central High School, helping team capture a state championship in 2013 and state quarterfinal appearances in 2014 and 2016 ... Team Captain ... Named First-Team All-DuPage Valley Conference ... Team MVP ... Burlsworth Award Winner ... Academic All-State selection ... Father Bob Hudetz was a team captain for the University of Oregon and played two years in the National Football League for the Seattle Seahawks and Cincinnati Bengals ... Anticipated major is economics.



**BRYCE JACKSON**  
DEFENSIVE BACK  
6-1 | 186 | FRESHMAN  
LANTANA, TEXAS  
JOHN H. GUYER

22

### HIGH SCHOOL

Verbally committed to Northwestern on April 6, 2016 ... Ranked as a consensus three-star prospect by ESPN, 24/7, Rivals and Scout ... Registered 241 total tackles (118 solo) and six interceptions in 26 games over his final two seasons of high school football ... Piled up 119 total tackles Two-time Honorable Mention All-State (2015, 2016) ... Two-time First Team All-District ... Two-time First Team All-Area ... Represented Team American in the 2017 Offense-Defense All-American Bowl ... National Honor Society and National English Honor Society member ... Hails from the same hometown as fellow Wildcats signee Earnest Brown IV ... Was coached in youth football by the father of Northwestern women's basketball standout Ashley Deary ... Anticipated major is biochemistry.



**JACE JAMES**  
WIDE RECEIVER  
6-0 | 182 | FRESHMAN  
CAROL STREAM, ILL.  
GLENBARD NORTH

33

### HIGH SCHOOL

Verbally committed to Northwestern on June 12, 2016 ... Ranked as a consensus three-star prospect by ESPN, 24/7, Rivals and Scout ... Rated as the No. 11 wide receiver in the Midwest by Scout ... Ranked as the No. 16 prospect at any position in the state of Illinois by ESPN, and No. 21 by Scout and Rivals ... 2016 IHSA All-State ... 2016 All-USA Illinois Football Team ... 2016 Chicago Tribune All-State ... 2016 DuPage Valley Conference Defensive Player of the Year ... 2016 DuPage Valley All-Conference ... 2016 News-Gazette All-State ... Team MVP ... Panthers team captain registered 47 receptions for 1,019 yards and 5 TD, as well as 11 interceptions, 24 tackles and two forced fumbles during his senior campaign ... Member of Midwest Boom 7v7 Pylon National Champions ... Track & field team captain competed for four seasons, qualifying for the state championships in both the 100m and 300m hurdles ... Played one season of high school basketball ... DuPage Valley Academic All-Conference ... Academic All-State ... Honor roll.



**TREVOR KENT**  
DEFENSIVE END  
6-6 | 253 | FRESHMAN  
PITTSBURG, KAN.  
PITTSBURG

87

### HIGH SCHOOL

Verbally committed to Northwestern on March 23, 2016 ... Ranked as a four-star prospect by Scout ... Rated as the consensus No. 1 player in the state of Kansas by 24/7, Rivals, Scout and ESPN ... Ranked the No. 15 strongside defensive end in the nation by Rivals ... Rated as the No. 7 defensive end in the Midland Region by Rivals ... Team captain led the Purple Dragons to a pair of regional championships and three Southeast Kansas League titles during his career, playing as both a defensive end and tight end ... Registered 114 tackles, six sacks, 21 QB hurries, 7 pass deflections, 2 forced fumbles, an interception, four blocked field goals and two blocked punts for Pittsburg ... 2016 Kansas Football Coaches Association All-State Team ... 2016 KPreps Class 5A All-State Team ... Two-time All-USA Kansas Football Team honoree at tight end (2015, '16) ... Two-time Craw-Kan All-Area Football Team (2015, '16) ... Competed in the discus and shot put events for the track & field team, and also plated one season of high school basketball ... Father, Clayton, played defensive end at Division II football powerhouse Pittsburg State University ... Honor Roll ... Worked as a youth mentor at a local grade school.



**CHARLIE KUHBANDER**  
KICKER/PUNTER  
6-0 | 187 | FRESHMAN  
SPRINGBORO, OHIO  
SPRINGBORO

14

### HIGH SCHOOL

Verbally committed to Northwestern on June 13, 2016 ... Ranked as a three-star prospect by 24/7, Scout and ESPN ... Ranked the No. 3 kicker in the nation for 2017 by Kohl's Kicking ... Rated as the No. 5 kicker in the nation by both 24/7 and Scout, and the No. 10 kicker prospect in the country by ESPN ... Ranked the No. 1 kicker in the Midwest Region by Scout ... Piled up 79 points (11 FG, 46 PAT) and 56 touchbacks during his senior season ... Established an Ohio record with 305 career kicking points (36 FG, 197 PAT) ... Four-time All-Area honoree (2013, '14, '15, '16) ... Three-time AP Southwest All-District (2014, '15, '16) ... 2016 Second Team All-State ... Two-time First Team All-Conference (2015, '16) ... Helped lead the Panthers to the state playoffs in all four years of his high school career ... Played three seasons of soccer, where he was voted a team captain ... Paced the Greater Western Ohio Conference with 21 goals as a junior ... Student Council representative ... Class Treasurer ... Anticipated major is economics.



**WILL LANSBURY**  
WIDE RECEIVER  
6-2 | 196 | FRESHMAN  
PEBBLE BEACH, CALIF.  
STEVENSON

83

### HIGH SCHOOL

Caught 78 passes for 1,312 yards and 21 touchdowns, and added two more TD's on the ground, during his senior season ... Also piled up 96 tackles, 12.5 sacks, six interceptions and four touchdowns on the defensive side of the ball ... Totaled 2,318 receiving yards and 39 total touchdowns in his high school career ... Team captain also won Stevenson Team MVP honors ... Two-time First Team All-Central Coast Conference ... Two-time All-County ... Stevenson Male Scholar-Athlete of the Year ... Was an All-League defender during a four-year basketball career, and an Honorable Mention All-American as a lacrosse midfielder and team captain ... Honor roll ... Senior Forum Leader ... VP of school investment club ... Anticipated major is economics.



**TREY KLOCK**  
OFFENSIVE LINE  
6-4 | 285 | JUNIOR  
HUMMELSTOWN, PA.  
LOWER DAUPHIN/GA. TECH

**79**

**2016 (SOPHOMORE AT GEORGIA TECH)**

Opening-day starter that battled injuries throughout the season while appearing in 10 games with four starts ... Started the first two games of the season at right tackle before sustaining an injury versus Mercer that kept him off the field for three weeks ... Returned to the starting lineup at right tackle against Pittsburgh on Oct. 8 ... Returned to the field for the final six games of the campaign and made the start at left tackle in the regular-season finale at Georgia on Nov 26 ... Key member of an offensive line that helped pave the way for Georgia Tech to rank 10th nationally in rushing offense (257.4 ypg) and 24th nationally in fewest sacks allowed (1.33/gm.)

**2015 (REDSHIRT FRESHMAN AT GEORGIA TECH)**

Played in all 12 games, making three starts ... Made collegiate debut vs. Alcorn State (Sept. 3) ... Made first career start vs. Virginia Tech (Nov. 12) ... Started final three games of season.

**2014 (FRESHMAN AT GEORGIA TECH)**

Did not play, redshirted ... Member of scout team ... 2014-15 ACC Honor Roll.

**HIGH SCHOOL**

Lower Dauphin H.S., 2014 ... Earned three varsity letters playing under coach and father, Rob Klock ... Served one year as team captain ... Known best as standout tight end, but also played offensive line, defensive end, defensive tackle and even quarterback ... Led team to division and district championships in 2013 and semifinal appearance in state playoffs ... Earned numerous individual honors including PennLive All-Star Team and first-team all-state ... Selected for Big 33 Game, Pennsylvania's elite high school all-star contest ... Team finished with 13-2 record in 2013 ... Recorded 86 tackles, 21 tackles for loss, 9.5 sacks, one interception, one blocked field goal and five fumble recoveries on defense as senior ... Had 10 receptions for 112 yards and two touchdowns ... Also earned two varsity letters in basketball and two in baseball ... Earned honor roll or distinguished honor roll every grade period.

**PERSONAL**

Full name is Robert Charles Klock III ... Parents are Rob and Karen Klock ... Rob played football at Shippensburg in late 1980s ... Karen played field hockey, lacrosse and ran track at Gettysburg College ... Uncle, Tom Kirchhoff, played football at Lafayette and later with Philadelphia Eagles ... Uncle, Gary Strayer, played football at Mansfield ... Born Feb. 25, 1996, in Camp Hill, Pa. ... Has younger brother, Tommy ... Distant relative of Grover Cleveland ... Began playing football at age 10.



**ANDREW MARTY**  
QUARTERBACK  
6-3 | 220 | FRESHMAN  
CINCINNATI, OHIO  
WYOMING

**13**

**HIGH SCHOOL**

Verbally committed to Northwestern on April 26, 2016 ... Ranked as a three-star prospect by 24/7, Scout and ESPN ... Rated as the No. 3 quarterback prospect in the state of Ohio, and the No. 5 quarterback in the Midwest Region, by Scout ... Compiled a 25-3 record as the starting quarterback at Wyoming, including two seasons as team captain ... Completed 64% of his passes for 3,202 yards as a senior, with a school-record 43 touchdowns and only four interceptions ... Completed 63.1% of his passes for 5,268 yards and 64 touchdowns in his high school career for the Cowboys, and added 695 yards and 13 touchdowns on the ground ... First Team All-State ... First Team All-Region ... First Team All-City ... Cincinnati Hills League Offensive MVP ... Played four seasons of varsity baseball, appearing as a pitcher, third baseman and left fielder, and serving as team captain ... Played one season of varsity basketball ... All-League Academic Team ... Anticipated major is communications studies.



**KYRIC MCGOWAN**  
WIDE RECEIVER  
5-10 | 189 | FRESHMAN  
DALTON, GA.  
DALTON

**16**

**HIGH SCHOOL**

Verbally committed to Northwestern on July 27, 2016 ... Ranked as a consensus three-star prospect by 24/7, Scout, Rivals and ESPN ... Team captain helped lead the Catamounts to the No. 1 ranking in Georgia Class 6A in 2016 ... Guided Dalton to three regional championships ... First Team All-Region ... First Team All-Area ... All-State Honorable Mention ... First Team 'Best of Preps' ... Competed in the 100m, 4x100m and long jump events for the track & field team ... Played two seasons of baseball as a center fielder for the Catamounts ... Four-time Scholar-Athlete honoree ... National Honor Society ... Anticipated major is economics.



**PETER MCINTYRE**  
LINEBACKER  
6-2 | 217 | FRESHMAN  
PERRYSBURG, OHIO  
SAINT JOHNS' JESUIT

**40**

**HIGH SCHOOL**

Verbally committed to Northwestern on April 21, 2016 ... Ranked as a consensus three-star prospect by 24/7, Scout, Rivals and ESPN ... Rated as the No. 1 outside linebacker prospect in the state of Ohio, and the No. 5 OLB in the Midwest Region, by Scout ... Team captain lined up as a linebacker, safety, running back, wide receiver and kicker during his high school career for the Titans ... Piled up 60 tackles and three defensive touchdowns to go along with 65 catches for 1,153 yards, 26 carries for 215 yards, 12 field goals and 73 PAT ... All-Three Rivers Athletic Conference ... All-State Honorable Mention ... All-District honoree ... Competed in the 110m and 300m hurdles and 400m events in two seasons of track & field ... National Football Foundation Scholar-Athlete ... National Honor Society ... Anticipated major is economics.



**SAM MILLER**  
DEFENSIVE LINE  
6-3 | 258 | FRESHMAN  
HOUSTON, TEXAS  
STRATFORD

91

**HIGH SCHOOL**

Early enrollee joined the Wildcats for the winter quarter of 2017 ... Verbally committed to Northwestern on January 24, 2016 ... Ranked as a four-star prospect by Scout ... Rated a Top-20 defensive tackle in the nation, the No. 2 DT in the state of Texas, and the No. 2 DT in the Midland Region, by Scout ... Team captain helped guide the Spartans to district titles in 2014 and 2015 ... Registered 226 tackles and 20 sacks during his high school career ... Unanimous selection to First Team All-District ... 2016 Team MVP ... Played one season of high school basketball ... Brother, Alex, appeared in all 13 games in 2016 as a true freshman on Northwestern's defensive line ... Father, Greg, was an All-Conference defensive lineman at the University of Nevada ... National Honor Society ... Student Council ... Major is undeclared.



**ERIK MUELLER**  
LINEBACKER  
6-2 | 228 | FRESHMAN  
WHEATON, ILL.  
WHEATON NORTH

35

**HIGH SCHOOL**

Falcons team captain ... Two-time All-DuPage Valley Conference honoree ... Daily Herald All-Area linebacker ... Hails from the same high school as Wildcats quarterback Clayton Thorson ... Played four seasons of baseball at third base and in the outfield, as well as two seasons of baseball ... High Honor Roll ... National Honor Society ... Academic All-State ... Nine-time Academic All-Conference ... Anticipated major is biology.



**ALEX OELSNER**  
SUPERBACK  
6-4 | 242 | FRESHMAN  
NIWOT, COLO.  
NIWOT

82

**HIGH SCHOOL**

Falcons team captain ... Two-time All-DuPage Valley Conference honoree ... Daily Herald All-Area linebacker ... Hails from the same high school as Wildcats quarterback Clayton Thorson ... Played four seasons of baseball at third base and in the outfield, as well as two seasons of baseball ... High Honor Roll ... National Honor Society ... Academic All-State ... Nine-time Academic All-Conference ... Anticipated major is biology.



**LUKE OTTO**  
KICKER/PUNTER  
5-8 | 225 | SENIOR (GR.)  
NORMAL, ILL.  
UNIVERSITY/W. ILLINOIS

31

**2016 (JUNIOR AT WESTERN ILLINOIS)**

Second Team Academic All-MVFC ... Handled all the kickoff duties, finishing with 31 touchbacks... WIU tied for fifth in the nation in touchbacks... Nominated for the Rhodes Scholar ... Served as President of the Student Athlete Advisory Committee in 2016-17 ... Active in community service, working with: CONNECKS, Rocky's Reach, Dance Marathon, Big Brothers Big Sisters, Genesis Garden, Summit League Food Fight, Alex's Lemonade Stand, St. Baldrick's, Tim Tebow's Night to Shine, Western Illinois Construction Management Association, and Leatherneck Thank-a-Thon.

**2015 (SOPHOMORE AT WESTERN ILLINOIS)**

Missouri Valley Football Conference Academic Excellence Award... Received the program's Frank Sorenson Award, given to the player with the highest GPA... Saw action in all 13 games... 52 kickoffs and had 24 touchbacks... Punted 28 times with a 33.9 average... Landed six inside the 20-yard line... Season-high 38.5 yard average on four punts in the Southern Illinois game... Five of his six kickoffs at Indiana State were touchbacks... Four touchbacks at Dayton and South Dakota.

**2014 (FRESHMAN AT WESTERN ILLINOIS)**

Played in four games... Three punts for a 23.0 yard average against Illinois State... 13 kickoffs with a 61.3 yard average and one touchback... Named to the Missouri Valley Football Conference Academic Honor Roll.

**HIGH SCHOOL**

Lettered in football and soccer... First Team All-Conference honors as a kicker his senior year, Third Team honors as a junior... two-time Second Team All-Conference accolades at punter and was Honorable Mention after his sophomore year... Academic All-State following his senior year... his senior year 50 of his 99 kickoffs were touchbacks... career-long 61-yard punt in the air... named special teams MVP in 2011 and 2013... helped U-High win three consecutive Cornbelt Conference titles... played for coach Dusty Burk.

**PERSONAL**

Chosen as an Illinois State Scholar... worked on various school volunteer projects, including: Habitat for Humanity and Homes for Haiti... No. 1 sports highlight was landing a 61-yard punt on the two yard line during his last playoff game, and kicking extra points out of Illinois State's stadium... Ryan Hoffman has been a major influence, "He spent hours upon hours of his own personal time on Friday, Saturday and Sunday nights just to work with me and even volunteered to be a coach at UHS last season"... Enjoys reading... favorite professional team is the Chicago Bears... favorite music group is the Red Hot Chili Peppers... son of Douglas and Jennifer Klein.



**J.R. PACE**  
DEFENSIVE BACK  
6-1 | 190 | FRESHMAN  
COLLEGE PARK, GA.  
WOODWARD ACADEMY

**28**

**HIGH SCHOOL**

Verbally committed to Northwestern on May 15, 2016 ... Ranked as a consensus three-star prospect by 24/7, Scout, Rivals and ESPN ... Rated the No. 9 safety in the state of Georgia by Scout ... Team captain helped lead the War Eagles to back-to-back Georgia 4A State Semifinals ... Registered 150 tackles and four interceptions in two seasons at safety, while adding more than 120 catches over three seasons as a wide receiver ... Atlanta Journal-Constitution All-State Team ... Two-time First Team All-Region (2015, '16) ... Two-time All-Metro (2015, '16) ... Played two seasons of varsity basketball and one season of lacrosse at Woodward Academy ... Father, Jason, played running back at the United States Naval Academy.



**TREY PUGH**  
SUPERBACK  
6-4 | 235 | FRESHMAN  
PLAIN CITY, OHIO  
JONATHAN ADLER

**80**

**HIGH SCHOOL**

Early enrollee joined the Wildcats for the winter quarter of 2017 ... Verbally committed to Northwestern on April 3, 2016 ... Ranked as a consensus three-star prospect by 24/7, Scout, Rivals and ESPN ... Rated a Top-20 prospect at any position in the state of Ohio by Rivals and ESPN ... Ranked as a No. 14 tight end in the nation by ESPN ... Led the Pioneers to back-to-back Mid-Ohio Athletic Conference championships in 2015 and 2016 ... 2016 First Team All-Ohio honoree ... Three-time All-MOAC selection on both sides of the ball as a wide receiver and linebacker ... Major is undeclared.



**DONOVAN SERMONS**  
DEFENSIVE BACK  
5-11 | 185 | FRESHMAN  
POMONA, CALIF.  
DAMIEN

**23**

**HIGH SCHOOL**

Joined Northwestern as a preferred walk on during the summer quarter ... Helped lead Damien High School to the Division 4 playoffs for the first team in eight years as a senior ... Finished with 50 tackles, two sacks, one forced fumble and one fumble recovery ... Named Second-Team All-Baseline League ... Named Scholar-Athlete of the Year ... Lettered three teams in football as a wide receiver and defensive back ... Lettered three times in baseball and one time in track and field ... Senior Excellence Award ... Principals Honor Roll ... National Advanced Placement Scholar with Distinction ... Father Rodney Sermons played football at the University of Southern California, defeating Northwestern in the 1996 Rose Bowl ... Attended the same high school as Mark McGwire, Freddy Brown and Casey Dailey ... Anticipated major is economics.



**MAKAY REDD**  
KICKER  
6-1 | 225 | GRADUATE  
ALAMO, CALIF.  
MONTE VISTA/FORDHAM

**34**

**2016 (SENIOR AT FORDHAM)**

Appeared in all 10 games as the team's primary placekicker ... Connected on 11-of-16 field goal attempts and 49-of-52 extra points ... Set a school and Patriot League record with 11 PATs in a win over Elizabeth City State ... Finished second in the Patriot League and 36th in FCS in field goals per game (1.00) ... Also finished fourth in the Patriot League with 7.5 points per game ... Booted three field goals at Navy, marking his first career three-field-goal game ... Named Patriot League Special Teams Player of the Week following Navy contest ... Made a season-long 44-yard field goal and connected on seven PATs in a win over Lafayette.

**2015 (JUNIOR AT FORDHAM)**

First-Team All-Patriot League ... Appeared in all 10 games, connecting on 8-of-12 field goal attempts and 40-of-44 extra points ... Led Patriot League in kick scoring (7.1) ... Ranked third in the league in field goal percentage and fifth in scoring (5.4 points/game) ... Nailed two field goals, including a career-long 54 yarder, in a win over Monmouth ... His 54-yard field goal was one shy of the school record and the third longest field goal in FCS in 2015 ... Named Patriot League Special Teams Player of the Week following games versus Penn, Monmouth and Lehigh ... Handled all kickoff duties for the Rams, averaging 59.6 yards per kickoff with six touchbacks on 39 kicks.

**2014 (SOPHOMORE AT FORDHAM)**

Did not see action.

**2013 (FRESHMAN AT FORDHAM)**

Appeared in six games ... Handled kickoff duties for the second half of the season, averaging 54.8 yards per kick on 28 attempts.

**HIGH SCHOOL**

Graduate of Monta Vista High School in Danville, California ... Lettered in football, baseball and soccer ... Named Eastbay Athlete of the Year ... Named to the Nor-Cal All-Star Bowl for football and to the Top 125 Team ... Earned All-EBAL accolades as a pitcher on the baseball team ... NCS Scholar-Athlete ... Member of the National Honor Society ... Named to the Principals Honor Roll ... Attended Cushing Academy in Ashburnham, Massachusetts in 2012-13.

**PERSONAL**

Son of Tracie and Mitch Redd ... Has a younger brother (Chase) ... Earned a degree in finance from Fordham University ... Pursuing a master's in...



**CAMERON RUIZ**  
DEFENSIVE BACK  
5-10 | 162 | FRESHMAN  
LAKE VILLA, ILL.  
LAKES COMMUNITY

**18**

**HIGH SCHOOL**

Verbally committed to Northwestern on April 9, 2016 ... Ranked as a consensus three-star prospect by 24/7, Scout, Rivals and ESPN ... Rated as the No. 1 cornerback in the state of Illinois, and the No. 8 CB in the Midwest Region, by Scout ... Helped lead the Eagles to back-to-back Northern Lake County Conference championships (2014, '15) ... Appeared both as a defensive back and running back ... Totaled 145 tackles, 28 PBU, two interceptions, three forced fumbles and two fumbles recovered, to go along with 2,733 all-purpose yards and 29 touchdowns ... Two-time All-Conference ... Two-time All-Area ... 6A All-State Team ... News-Gazette All-State ... All-USA Illinois Football Team ... Track & field team captain ... 2016 Illinois State Champion in both long jump (24') and triple jump (50'6") ... 2016 Illinois State Medalist in 400m and 4x400m events ... Mother, Melanie, earned her MBA from Northwestern ... Two-time All-Academic honoree ... Honor Roll.





**RASHAWN SLATER**  
OFFENSIVE LINE  
6-5 | 290 | FRESHMAN  
SUGAR LAND, TEXAS  
CLEMENTS

**70**

### HIGH SCHOOL

Verbally committed to Northwestern on January 27, 2016 ... Ranked as a consensus three-star prospect by 24/7, Scout, Rivals and ESPN ... Rated the No. 32 offensive guard in the nation by 24/7 ... Ranked as the No. 11 guard in the Midland Region by Scout ... Team captain for the Rangers ... Two-time First Team All-District honoree on the offensive line, and a two-time Second Teamer on the defensive line ... 2016 Second Team All-Greater Houston... Competed in the shot put in discus events in a four-year track & field career ... Father, Reginald, played eight seasons in the National Basketball Association with the Nuggets, Raptors and Timberwolves after college career at Wyoming ... Three-time Academic All-District.



**PETER SNODGRASS**  
LONG SNAPPER  
6-0 | 203 | FRESHMAN  
PALO ALTO, CALIF.  
PALO ALTO

**48**

### HIGH SCHOOL

Team captain every year of his four-year high school career at Palo Alto ... Appeared at linebacker, center and long snapper ... Totaled 58 tackles, 6.5 TFL, five sacks, three forced fumbles and three fumble recoveries during his senior campaign ... Santa Clara Valley Athletic League Most Outstanding Lineman ... San Jose Mercury News All-Metro Bay Area ... First Team All-SCVAL ... Played two seasons of high school baseball and competed for one season as a thrower on the track & field team ... President's Gold Award honoree for community service ... National Football Foundation scholarship recipient ... Eagle Scout ... Anticipated major is economics.



**JOE SPIVAK**  
DEFENSIVE LINE  
6-0 | 294 | FRESHMAN  
DARIEN, ILL.  
MONTINI CATHOLIC

**93**

### HIGH SCHOOL

Three-year varsity team captain ... First sophomore in school history selected as a team captain ... Registered 64 tackles, 14 TFL and four sacks during his senior campaign in 2016 ... Appeared at defensive end, defensive tackle, fullback, guard and tackle for the Broncos ... Helped lead Montini to the state finals three times in four seasons ... Captained Broncos undefeated 2015 state championship team ... 2016 Chicago Catholic League Defensive Player of the Year ... Two-time All-Chicago Catholic League (2015, '16) ... Two-time Chicago Tribune All-State honoree ... Two-time Gazette All-State honoree ... Esmark High School All-American ... High school teammate of Wildcats kicker Mason Weisenhoffer ... Father, Joe, was an All-American for Illinois State University, playing for Northwestern superbacks coach Bob Heffner ... National Honor Society ... Two-time Academic All-State ... Four-time Academic All-Conference ... Anticipated major is communications studies.

**N**



**ETHAN WIEDERKEHR**  
OFFENSIVE LINE  
6-5 | 285 | FRESHMAN  
WADING RIVER, N.Y.  
SHOREHAM-WADING RIVER

**76**

### HIGH SCHOOL

Verbally committed to Northwestern on June 13, 2016 ... Ranked as a consensus three-star prospect by 24/7, Scout, Rivals and ESPN ... Rated as a Top-5 player at any position in New York by Rivals and ESPN, and as a Top-10 New York prospect by 24/7 ... Ranked as the No. 1 offensive guard in New York, and No. 5 in the East Region, by Scout ... Helped lead the Wildcats to a 34-2 record and three Long Island championships during his career ... USA Today New York Defensive Player of the Year ... New York State Defensive Player of the Year ... First Team All-State ... First Team All-Long Island ... First Team Tri-State All-Metro ... First Team All-County ... Suffolk County Player of the Year ... Played four seasons as a defender on the lacrosse team, and one season of high school basketball ... Father, Hans, played college football at Syracuse before an NFL career with the Pittsburgh Steelers ... Honor Roll ... National Honor Society.

# JERRY BROWN • 25th Season

Jerry Brown, the dean of the Wildcat coaching staff, is in his 24th season with Northwestern. In January 2002, Brown was named assistant head coach. He also coaches the Wildcats' defensive secondary after serving as the defensive coordinator from 1999 to 2001.

Brown's coaching career includes stops at the high school, collegiate and professional levels. Before his return to Evanston in 1993, he served as an assistant on Jerry Burns' staff with the Minnesota Vikings, tutoring wide receivers in 1988 and 1989 and defensive backs in 1990 and 1991. The Vikings' defensive unit held opponents to the lowest passing yardage in the NFC in 1990.

Before moving to the professional ranks, Brown served eight seasons as an assistant at Cal State Fullerton. He coached the Titans' wide receivers during that time and also served as offensive coordinator for his last five seasons. Brown also coached defensive backs at Eastern Illinois for three years (1977-79) and coached at his high school alma mater, Roosevelt, in Kent, Ohio, from 1973-77. He began his coaching career as a graduate assistant at Northwestern in 1972 under head coach Alex Agase.

In 1995, Brown's secondary was one of the main reasons that NU led the country in scoring defense (12.7) and was third in turnover margin (+1.82). Three of his defensive backs from that year, Rodney Ray, Hudhaifa Ismaeli and Chris Martin, earned All-Big Ten honors.

A decade later, Brown's defensive back unit was a huge part of Northwestern's defensive resurgence in 2008, helping the Wildcats rank 25th in the nation in pass efficiency defense. The three upperclassmen in the unit (Sherrick McManis, Brad Phillips and Brendan Smith) earned All-Big Ten recognition while freshman Jordan Mabin was named to Rivals.com, Phil Steele, Football Writers Association of America (FWAA) and Sporting News Freshman All-America squads.

That high level of performance continued in 2009 when NU made 17 interceptions, the 16th-best total in the country. McManis ranked eighth nationally in interceptions and 14th in passes defended, earning All-Big Ten first-team honors along with safety Brad Phillips. McManis was chosen in the fifth round of the 2010 NFL Draft by the Houston Texans.

Brown coached Mabin to an All-Big Ten honorable mention award in 2010 (media) after the junior cornerback led the conference with 15 passes defended. That total ranks third all-time in school single-season history and ranks Mabin fourth all-time in PBUs. Safety Brian Peters also earned All-Big Ten honors, picking up second-team accolades from the media and an honorable mention nod from the coaches. Peters led NU with 107 tackles and three interceptions on the year.

Peters and Mabin continued to anchor the secondary in 2011, with Peters earning first-team All-Big Ten accolades and finishing third all-time at Northwestern with 12 career interceptions. Redshirt freshman safety Ibraheim Campbell also emerged on the scene, leading the team with 100 tackles and earning Freshman All-America honors from multiple media outlets.

In 2012, the Wildcats secondary was again a source of strength despite its relative youth. Sophomore safety Ibraheim Campbell excelled in his second year as a starter with 11 pass breakups, two forced fumbles and two interceptions. Campbell earned consensus honorable mention All-Big Ten recognition.

The Wildcat secondary delivered a strong performance in Northwestern's landmark victory in the Taxslayer.com Gator Bowl. Campbell recorded his fourth career interception on a sideline pass from Mississippi State quarterback Tyler Russell and VanHoose stepped in front of a dying quail of a pass for his third interception of his redshirt freshman season before returning it for 39 yards.

Brown's secondary was part of a Northwestern defense that recorded 13 total interceptions and helped NU lead the Big Ten in turnover margin for the season (+13).

2013 saw the emergence of two talented underclassmen in the secondary; true sophomore Traveon Henry assumed the starting safety spot alongside Campbell, while true freshman Matthew Harris earned a starting cornerback role following the season-ending injury to opening-day starter Daniel Jones. Campbell, a consensus honorable mention All-Big Ten choice, matched a school record for consecutive games with an interception (5) as the NU defense ranked among the nation's leaders with 19 picks on the season.

The secondary continued to shine under Brown in 2014. Campbell earned All-Big Ten second team honors from the league's coaches, while VanHoose received an All-Big Ten second team nod from the media. Campbell would go on to be selected by the Cleveland Browns in the fourth round of the 2015 NFL draft.

Brown's secondary lived up to its "Sky Team" nickname in 2015 as it continued its aerial prowess, and ranked third in the country in defensive passing efficiency. Nick VanHoose intercepted a career-high 4 passes, broke up 12 passes and earned an All-Big Ten second team selection while Matthew Harris broke up a team-high 13 passes and was named to the All-Big Ten third team. Safety Traveon Henry signed as a free agent with the Tampa Bay Buccaneers after a strong senior season where he notched 74 tackles and 2 interceptions. Safety Godwin Igwebuike also racked up 87 tackles, the second-highest total on the team.

Including his playing days, Brown has a hand in 165 wins at Northwestern, more than 30 percent of the school's all-time total.

Brown lettered in his sophomore and junior seasons with the Wildcats as a wide receiver, catching 24 passes for 442 yards and two touchdowns. He played defensive back as a senior, earning second-team All-Big Ten honors and helping Northwestern finish second in the conference. That year, he set the single-season record for pass breakups (12). In 1994, one of his pupils, Rodney Ray, broke that mark with 13 pass breakups. Brown was selected in the ninth round of the 1972 NFL draft by the San Francisco 49ers. Brown, graduated from Northwestern's School of Education in 1972.

He and his wife, Denise (a 1974 Northwestern graduate), have a son, Jerry, and daughter, Kimberly. The Browns reside in Evanston.



Jerry Brown  
Assistant Head Coach/Defensive Backs

## BROWN'S COACHING CAREER

<b>College:</b>	Northwestern, 1972 <i>Graduate Assistant/Defensive Backs</i> Eastern Illinois, 1977-79 <i>Defensive Backs</i> Cal State Fullerton, 1980-82 <i>Wide Receivers</i> Cal State Fullerton, 1983-87 <i>Offensive Coordinator/Wide Receivers</i> Northwestern, 1993-96 <i>Defensive Backs</i> Northwestern, 1997-98 <i>Co-Defensive Coordinator</i> Northwestern 1999-2001 <i>Defensive Coordinator</i> Northwestern, 2002-Present <i>Assistant Head Coach/Defensive Backs</i>
<b>NFL:</b>	Minnesota Vikings, 1988-89 <i>Wide Receivers</i> Minnesota Vikings, 1990-91 <i>Defensive Backs</i>

# MIKE HANKWITZ • 10th Season

Veteran defensive coordinator Mike Hankwitz, who has won 371 games as a college assistant coach and coordinator, recently concluded his ninth season with the Wildcats and his 46th college season overall. He began his Northwestern tenure Jan. 18, 2008.

Hankwitz immediately had a measurable impact in his first season in Evanston, making the Wildcats' defense the fifth-most improved unit in the nation in the 2008 campaign. After allowing 31.0 points per game in 2007, Northwestern surrendered just 20.15 in 2008 to rank 27th in the country and fourth in the Big Ten. The Wildcats also ranked in the top-30 nationally in sacks (18th), pass efficiency defense (25th) and tackles for loss (28th).

The Wildcats posted 20 defensive shutout quarters on the year and held four opponents to under 100 yards rushing -- including a school-record 4-yard performance against Ohio. In the 2008 Valero Alamo Bowl, Northwestern's defense held Missouri, which touted one of the nation's most potent offenses, to 286 yards of total offense and 17 points through four quarters of play (Missouri came into the game averaging 497.5 yards of offense per game and 43.2 ppg). The Wildcats eventually fell 30-23 in overtime to the Tigers.

Hankwitz's 2009 defense was turnover-oriented, ranking 11th nationally with 30 takeaways. That number was comprised of 17 interceptions (16th in the country) and 13 fumble recoveries (21st). In 2010, NU limited half of its regular-season opponents to 105 total rushing yards or less while holding two foes to under 50 yards passing. Northwestern's defense also did a great job getting off the field, ranking third in the Big Ten with a 36.1 percent opponent's third-down conversion rate. Four members of his defense earned All-Big Ten awards, led by second-team honorees (media) Brian Peters and Vince Browne.

Hankwitz's defense made great strides over the back half of the 2011 season, highlighted by its effort in a road upset of No. 9 Nebraska on Nov. 5. NU limited the Huskers to a season-low 122 yards rushing -- 101 yards below their final season average -- and forced two turnovers. It also marked the first of three straight games in which the 'Cat defense held an opponent to three points or fewer in a half. Hankwitz' safeties each earned extensive postseason recognition, with Peters garnering first-team All-Big Ten honors (media) and Ibraheim Campbell being named a Freshman All-American by numerous outlets.

In 2012, Hankwitz oversaw a defense that was vastly improved from a year prior, ranking No. 3 in the Big Ten in rushing defense and holding eight of NU's 13 opponents to 20 points or fewer. The 'Cats thrived at creating timely turnovers, with NU leading the Big Ten in turnover margin (+13) and tied for fifth in the nation in fumbles recovered (16).

Hankwitz' unit also made its mark with late-game stands in 2012, preventing possible go-ahead, fourth-quarter drives against Syracuse, Vanderbilt, Boston College, Minnesota and Michigan State as well as in NU's landmark Taxslayer.com Gator Bowl win. Hankwitz' unit recorded four takeaways against Mississippi State -- the third straight game to close the year it had four takeaways -- to deflate their SEC opponent and secure a bowl victory for the 'Cats.

The Wildcats defense picked up in 2013 where it left off the previous year, posting two INT returns for touchdowns in the season-opener at Cal and ranking among the FBS leaders with 19 total picks on the season, one shy of the school record.

The Northwestern defense grew as a unit in 2014, led by Ibraheim Campbell, who earned All-Big Ten second team honors from the league's coaches, and Nick VanHoose, who received an All-Big Ten second team nod from the media. Campbell would go on to be selected by the Cleveland Browns in the fourth round of the 2015 NFL draft. In the upset over Penn State, the defense tied a season-high for sacks (4) and set a season-high for tackles-for-loss (9). The Wildcats also set a season record in the victory over Wisconsin, recording four interceptions, including three by Godwin Igwebuike.

In 2015, Hankwitz put together a truly formidable defensive unit that was ranked 13th best in the country in yards allowed per game and 12th in points allowed per game. The Wildcats posted two shutouts and held opponents to 14 points or fewer seven times on the season. Anthony Walker Jr. was named to the All-Big Ten first team, while Dean Lowry and Nick VanHoose made the All-Big Ten Second team. Dean Lowry was drafted in the fourth round of the NFL draft by the Green Bay Packers, while Deonte Gibson and Traveon Henry also signed as free agents with the Detroit Lions and Tampa Bay Buccaneers, respectively.

Hankwitz began coaching in the college ranks in 1970 as a graduate assistant at Michigan, his alma mater, and has worked every year since then at an NCAA Football Bowl Subdivision (formerly Division I-A) institution. He has served as a defensive coordinator at seven different schools (Western Michigan, Colorado [two times], Kansas, Texas A&M, Arizona, Wisconsin and Northwestern) since 1982.

Hankwitz spent two years as the Badgers' defensive coordinator, touting one of the nation's best defenses in 2006. Wisconsin was No. 1 in the country in pass efficiency defense (84.19 rating, third-lowest in Big Ten history), No. 2 in scoring defense (12.1 ppg) and No. 5 in total defense (253.1 ypg). The Badgers limited six of their opponents to 10 points or less and allowed just three foes to reach the 20-point mark. In two years with the Badgers, Hankwitz coached 13 players who received at least honorable mention All-Big Ten honors.

Prior to Wisconsin, Hankwitz spent two seasons as defensive coordinator and outside linebackers coach (he also coached inside linebackers and punters) at Colorado. He served as the program's interim head coach for the Buffaloes' 2005 Champs Sports Bowl game against Clemson. CU won the Big 12 North Division title in both 2004 and 2005. Hankwitz had moved to Colorado after serving as Arizona's defensive coordinator (and later interim head coach) in 2003.

Before his stint at Arizona, Hankwitz was the defensive coordinator and outside linebackers coach (he also coached inside linebackers and punters) at Texas A&M (1997-2002) where he guided the Aggies' famed "Wrecking Crew" defense. During that span he had three top-10 ranked defenses, two top-20 defenses, won two South Division titles and one Big 12 championship. Among Hankwitz's standout players at Texas A&M was Dat Nguyen, who won the Lombardi and Bednarik Awards, as well as being named Chevrolet Defensive Player of the Year in 1998.

Hankwitz spent two seasons (1995-96) as defensive coordinator and inside linebackers coach for head coach Glen Mason at Kansas. The 1995 Jayhawks recorded the school's first 10-win season since 1905, played in the Aloha Bowl and ranked 10th in the final national polls.

Hankwitz enjoyed a highly successful 10-year run in his first tenure with Colorado (1985-94). After coaching outside linebackers and punters his first three years with the Buffs, he was named the program's defensive coordinator in 1988. Colorado put together the nation's fifth-best record (58-11-4) from 1989-94, including a national title in 1990, three Big 8 titles, two appearances each in the Orange and Fiesta Bowls, and six national top-20 rankings (including three top-five finishes). The Buffs' 1989 and 1991 teams set the school record for fewest points allowed (150) in a season. Among Hankwitz's standout players at CU were Jim Thorpe Award winners Deon Figures (1992) and Chris Hudson (1994), and Butkus Award winner Alfred Williams (1990).

Hankwitz was defensive coordinator (with additional responsibilities for the secondary, punters and punt team) at Western Michigan from 1982-84. The 1982 WMU defense allowed only 72 points, the fewest in Division I-A or I-AA. He was the outside linebackers and punting coach at Purdue from 1977-81. Prior to his time at Purdue, Hankwitz was the outside linebackers and secondary coach (along with punt return/punt rush) at Arizona from 1973-76.

Hankwitz began his coaching career as a graduate assistant (1970-72) at Michigan under head coach Bo Schembechler. As a defensive G.A., Hankwitz helped the Wolverines to two Big Ten titles, a 30-3 record, three top-10 national rankings and a 1971 Rose Bowl appearance. As a player at Michigan, he earned three letters and started on the 1969 Big Ten championship squad that played in the Rose Bowl. He earned a bachelor's of science degree in education.

Teams for which Hankwitz has coached have had a winning record in 37 of his 44 years. Ten of those clubs won conference championships and 12 more were league runners-up. He has coached in 28 bowl games, including every major New Year's Day bowl game -- Rose Bowl, Sugar Bowl, Fiesta Bowl, Orange Bowl, Cotton Bowl, Outback Bowl, Capital One Bowl and Gator Bowl.

In his 29 years as a defensive coordinator, his defense has ranked in the nation's top 25 on 14 occasions. As coordinator, his teams have 38 wins over ranked programs, including eight wins over top-five clubs and two wins over No. 1-ranked teams.

Hankwitz also has coached 14 first-team All-Americans (including four straight punters at Colorado), five conference defensive players of the year, 50 first-team all-conference choices and 16 team MVP's. As a coordinator, Hankwitz has won 235 games and seven championships, and overall has won 354 games (354-178-7, .675) as a college coach (including his three years as a G.A. at Michigan).

He was born in Ludington, Mich., and graduated from Mason County (Scottville, Mich.) Central High School, where he lettered in four sports: football, basketball, track and baseball. He and his wife, Cathy, have one son, Jacob.



**Mike Hankwitz**  
Defensive Coordinator

## HANKWITZ'S COACHING CAREER

<b>College:</b>	Michigan, 1970-72
	<i>Defensive Graduate Assistant</i>
	Arizona, 1973-76
	<i>Outside Linebackers/Defensive Backs</i>
	Purdue, 1977-81
	<i>Outside Linebackers/Punters</i>
	Western Michigan, 1982-84
	<i>Defensive Coordinator/Defensive Backs</i>
	Colorado
	<i>Defensive Coordinator/OLB/ILB/Secondary</i>
	Kansas, 1995-96
	<i>Defensive Coordinator/Inside Linebackers</i>
	Texas A&M, 1997-2002
	<i>Defensive Coordinator/Outside Linebackers</i>
	Arizona, 2003
	<i>Defensive Coordinator/Outside Linebackers</i>
	Colorado, 2004-05
	<i>Defensive Coordinator/Outside Linebackers</i>
	Wisconsin, 2006-07
	<i>Defensive Coordinator</i>
	Northwestern, 2008-Present
	<i>Defensive Coordinator</i>

# MICK McCALL • 10th Season

Mick McCall recently concluded his ninth season as the offensive coordinator and quarterbacks coach at Northwestern, where he has mentored an All-Big Ten quarterback in five of the last eight years. He began his Wildcat tenure on Jan. 17, 2008.

The 2016 season saw McCall and the Wildcats take strides forward with second-year signal caller Clayton Thorson at the helm. Thorson ranked fourth in the Big Ten with 3,182 passing yards and set a new NU single-season record with 22 passing touchdowns. His 3,182 passing yards were the most by a sophomore quarterback in program history and rank fourth on the NU single-season chart. The Wildcats' offense ranked fourth in the league in passing offense and fifth in total offense with 398.2 yards per game.

In addition to Thorson's breakout campaign, senior wide receiver Austin Carr became just the third player since 1990 to lead the Big Ten in receptions, receiving yards and touchdowns. Carr finished the 2016 campaign with a program record 1,247 receiving yards and tied the single-season record with 12 touchdowns. His 90 catches rank third in single-season history at NU. Carr combined with junior running back Justin Jackson as the only duo in the country to lead a conference in receiving yards and rushing yards as Jackson rushed for a career-high 1,524 yards and 15 touchdowns, becoming the first player in program history to eclipse 1,000-plus yards in three consecutive seasons.

After a slow start to the season, the Wildcats' offense exploded for 38 points in a win at Iowa on Oct. 1 before defeating Michigan State a week later, 54-40, in what ended as the most points by allowed by the Spartans at home in history. The 'Cats eclipsed 38 points four different times during the 2016 campaign, including a 45-17 win at Purdue and 42-21 win over rival Illinois in the regular-season finale.

McCall has been the architect of some of the most unique offensive systems in recent seasons. That includes 2012 when he utilized a pair of quarterbacks with contrasting styles, with both Kain Colter and Trevor Siemian taking charge of the offense throughout the season. Colter started 12 of 13 games and posted a passer efficiency rating of 129.3 while also running for 894 yards and a team-best 12 touchdowns. Siemian, meanwhile, was a lethal pocket passer and orchestrator of the two-minute offense, throwing for 1,312 yards and six touchdowns off the bench.

McCall also took advantage of one of the nation's most dynamic running backs, inserting Venric Mark as the team's opening-day starter and helping the junior become NU's first 1,000-yard rusher since 2006. Mark racked up eight 100-yard rushing games and 12 touchdowns, leading an NU rushing attack that ranked fourth in the Big Ten with 226.3 yards per game. McCall's offense produced 31.7 points per game and a pair of second-team All-Big Ten selections in Mark and offensive lineman Brian Mulroe.

McCall also successfully implemented the two-quarterback system in 2011 as returning All-Big Ten signal-caller Dan Persa shared snaps with the dynamic Kain Colter. McCall helped Colter post a 2-1 mark as the starter while Persa fully recovered from a ruptured Achilles tendon and, after Persa's return, employed Colter as a quarterback-running back-receiver hybrid. Colter compiled 673 passing yards, 654 rushing yards and 466 receiving yards and was involved in 18 total touchdowns on the year.

Persa in 2011 led the conference in passing yards per game (237.6) eventually finished as the most accurate passer in NCAA history with a record-setting career completion percentage of 72.7. In all, Northwestern landed six offensive players on the 2011 all-conference teams: Persa, Colter, WR Jeremy Ebert, OL Al Netter, OL Brian Mulroe and Big Ten Tight End of the Year Drake Dunsmore.

McCall helped NU to a 9-4 record in his first year in Evanston while dealing with a bevy of injuries to standout performers on NU's offensive unit. Quarterback C.J. Bachér finished 33rd in the nation and second in the Big Ten in total offense. When an injury kept for him out for two games, McCall tweaked the offense to allow Mike Kafka to break the Big Ten record for rushing yards by a quarterback with 217 at Minnesota.

McCall's version of the spread offense truly spread out the ball in 2008, with 14 different Wildcat catching passes on the year. Senior Eric Peterman led the team with 737 yards receiving and six touchdowns en route to an honorable mention All-Big Ten nod. Senior Ross Lane had a team-high 60 receptions to lead a contingent of eight Wildcats who earned double-digit catches.

Remaining true to Northwestern's tradition of running out of the spread, McCall's offense saw great production from Tyrell Sutton before an injury felled him for the remainder of the regular season after eight games. Sutton averaged 98.9 yards per game rushing and also was the team's fourth-leading receiver to earn an honorable mention All-Big Ten nod from the coaches -- his fourth All-Big Ten honor in his career.

In 2009, McCall took advantage of All-Big Ten quarterback Mike Kafka's abilities to turn his offense in the Big Ten's top passing attack, ranking 13th in the country with 286.5 yards through the air per game. Kafka was selected in the fourth round of the NFL Draft by the Philadelphia Eagles after leading the conference in total offense (286.5 ypg), passing yardage (263.8 ypg), completion percentage (64.8), completions per game (24.5) and fewest interceptions thrown (2.44 percent) as a senior.

McCall's offense was astounding in the season-ending Outback Bowl,

gaining 625 total yards while contributing to 21 broken Outback Bowl records and an additional 11 tied during a dramatic 38-35 overtime loss for the Wildcats. Kafka's 532 yards through the air were a school record, while his 47 completions and 78 passing attempts were NCAA bowl records. Kafka's 98 offensive plays (78 pass attempts, 20 rushes) and the Wildcats' 115 total offensive plays were both NCAA bowl and NCAA FBS records.

In 2010, for the second-straight year, McCall coached Northwestern's starting quarterback to All-Big Ten honors. Dan Persa was the coaches choice as the conference's top QB while the media tabbed him as a second-team honoree after the junior completed a Big Ten-record 73.5 percent of his passes for 2,581 yards and 15 touchdowns against just four interceptions. Persa also ran for 519 yards and nine more scores. The Wildcats ranked third in the Big Ten in passing offense with 242.6 yards per game, compiling a 7-3 record after a win over then-No. 13 Iowa on Nov. 13. Persa's season came to an end on the winning touchdown pass of that game after he ruptured his achilles tendon.

After two productive years of rotating QBs in 2011 and 2012, McCall again allowed Colter and Siemian to share snaps in 2013. Siemian turned in several high-octane performances, including in the final game vs. Illinois when he racked up 414 yards -- the 10th-best single-game total in NU history -- and four touchdowns passes. Although shortened because of injury, Colter's production in his final year left him as a 2,000-yard passer and rusher for his career, departing with a career passer efficiency rating of 139.0.

In 2014, Siemian's final year at Northwestern, he passed for 2,214 yards as well as rushing for five touchdowns. He finished his career ranked fourth all-time at NU in career passing yardage (5,931), fourth in completions (550), sixth in total offense yards (5,908) and seventh passing TDs (27), and was drafted by the Denver Broncos in the 7th round of the 2015 NFL Draft.

In 2015, McCall was tasked with bringing redshirt freshman quarterback Clayton Thorson into the Wildcats' offense. Thorson's dual-threat capabilities helped the Wildcats tie a program-record ten wins as Thorson passed for 1,522 yards and seven touchdowns and added five touchdowns on the ground.

McCall spent the 2007 season as the offensive coordinator at Bowling Green State University, directing the Falcons' spread offense, which averaged over 400 yards per game (402.5 ypg). Prior to '07, McCall spent four years as BGSU's quarterbacks coach, and mentored All-Americans Josh Harris (2003) and Omar Jacobs (2004).

At Bowling Green, McCall played a pivotal role in the development of Harris and Jacobs, arguably two of the top quarterbacks that BGSU and the Mid-American Conference have produced. In 2004, Jacobs had the best year ever for a Falcon signal caller, setting an NCAA record by throwing an NCAA-best and MAC-record 41 TD passes with just four interceptions, the best TD/interception ratio in the history of college football.

Jacobs, who declared early for the NFL Draft, also was named MAC Offensive Player of the Year while completing 309-of-462 passes for 4,002 yards. He also led the nation in points responsible for at 22.5 per game and was second in the nation in passing (333.5 ypg) and total offense (358.5). In 2005, Jacobs led the MAC in total offense (294.7 ypg) and was second in TD passes with 26.

Harris, who quarterbacked the Falcons in the 2003 Motor City Bowl against Northwestern, completed 325-of-494 passes (65.8 percent) for a then-school-record 3,813 yards and 27 TD's. He also had 830 yards rushing and ranked third nationally in total offense (331.1 ypg).

McCall began coaching in 1979 at his alma mater, Southern Colorado, as the quarterbacks and running backs coach. He then spent five seasons (1983-87) as the running backs/tight ends coach and special teams coordinator at Idaho State. From there, he joined Oregon State (1988-90) as the Beavers' wide receivers and tight ends coach.

After a successful 10-year stint (1991-2000) as the head coach at Douglas County and J.K. Mullen high schools in Colorado, McCall spent two seasons (2001-02) as the quarterbacks/running backs coach at Wyoming before moving to Bowling Green. At Mullen High School, he led the football program to a 68-17 record and a state championship in 1998, which earned him Denver Post Coach of the Year honors.

Among the more notable players McCall has coached is former Idaho State running back Merrill Hoge. Hoge went on to star for the Pittsburgh Steelers of the NFL from 1987-93 and is currently an NFL analyst for ESPN.

Prior to starting his coaching career, McCall was a quarterback at Southern Colorado in Pueblo, Colo., from 1975-78 where he was a two-time All-Rocky Mountain Athletic Conference performer and lettered in basketball. He was invited to participate in the training camp of the NFL's Detroit Lions following his college playing career.

He and his wife, JoAnne, have two daughters, Ashley and Brittany.



Mick McCall  
Offensive Coordinator/Quarterbacks

#### MCCALL'S COACHING CAREER

**College:** Southern Colorado, 1979-82  
Quarterbacks/Running Backs  
Idaho State, 1983-87  
Running Backs/Quarterbacks/Special Teams  
Oregon State, 1988-90  
Wide Receivers/Tight Ends  
Wyoming, 2001-02  
Quarterbacks/Running Backs  
Bowling Green, 2003-06  
Quarterbacks  
Bowling Green, 2007  
Offensive Coordinator  
Northwestern, 2008-Present  
Offensive Coordinator

#### High School:

Douglas County, 1991-93  
Head Coach  
J.K. Mullen, 1994-2000  
Head Coach

## RANDY BATES • 12th Season

Randy Bates has led the Northwestern linebackers for 11 seasons and has spent 36 years overall in the coaching profession. Bates assumed his current role at NU after Pat Fitzgerald was named the Wildcats' head coach in July, 2006.

Prior to arriving in Evanston, Bates spent six seasons at Louisiana Tech, serving as the team's defensive coordinator and secondary coach in 2005.

Most recently, Bates help mold Anthony Walker, Jr., into one of the best linebackers and players in program history. An All-American and first-team All-Big Ten selection in 2015, Walker again earned all-conference honors as a junior before becoming the first player since 1996 to declare early for the NFL Draft.

During Bates' first season on staff in 2006, three of NU's top six tacklers belonged to the linebacker corps, led by Adam Kadela's team-high 80 tackles. Current Oakland Raiders linebacker Nick Roach, who missed the season's final four games because of injury, still finished fourth with 62 tackles.

In 2007, Kadela ranked 21st in the nation and third in the Big Ten with 125 tackles (10.4 pg), concluding his career just four shy of the coveted 300 mark. He earned consensus honorable mention All-Big Ten honors.

Bates' linebacker corps was a huge part of Northwestern's defensive resurgence in 2008. Senior Prince Kwateng ranked eighth in the Big Ten with 8.2 tackles per game, leading an athletic group from his outside linebacker position. Bates' linebackers earned 24.5 tackles-for-loss in 2008, including 8.5 quarterback sacks. In 2009, Quentin Davie and Nate Williams combined to make 176 tackles (19.5 for loss) on their own. The entire group had 26.5 TFLs, bettering its stellar number from a year before.

In 2010, Bates had a deep and veteran group to coach, led again by Williams and Davie. Williams recorded 96 tackles and 9.5 tackles for loss to rank second on the team in both categories while Davie led the team with three interceptions, returning one for a touchdown, while harassing opposing QBs with a team-best six quarterback hurries. The pair combined for 29 tackles alone in the TicketCity Bowl vs. Texas Tech.

Bates' contingent in 2011 regularly went six deep in the rotation, with David Nwabuisi leading the NU defense with 8.5 TFLs on the year and finishing with 84 tackles. Proby assumed the starting middle linebacker position midway through the year and thrived in that role, while redshirt freshman Collin Ellis made 10 starts and developed a reputation as the team's hardest hitter. The unit's highlight of the year undoubtedly came in NU's 28-25 upset of No. 9 Nebraska on Nov. 5, when Proby, Nwabuisi and Ellis combined for 21 tackles, 4.0 TFLs, a forced fumble and a pass breakup while shutting down a heralded Nebraska running attack.

In 2012, Bates oversaw a unit that was the strength of the 'Cats' defense all season long, with three starters -- Nwabuisi, Proby and sophomore Chi Chi Ariguzo -- ranking as the Wildcats' top three tacklers and all three garnering honorable mention All-Big Ten accolades.

In 2013, Northwestern's trio of starting linebackers -- Damien Proby (112), Chi Chi Ariguzo (106) and Collin Ellis (78) -- ranked as the team's three leading tacklers. Both Proby and Ariguzo earned honorable mention All-Big Ten nods from the league's media voters.

A second-year starter, Proby ranked as the team leader and was sixth in the Big Ten in tackles with 9.0 per game. Nwabuisi led NU with three interceptions -- including one return for a touchdown -- while Ariguzo topped the Big Ten with four fumble recoveries to go along with his team-best 10.5 tackles for loss.

Under Bates' tutelage, Ariguzo was the team's leading tackler in 2014 with 104. The veteran coach also helped Jimmy Hall transition from safety to linebacker and the senior finished the season with 58 tackles, two interceptions and a team-high three fumble recoveries. Redshirt freshman Anthony Walker also burst onto the scene a year ago. The newcomer led the Wildcats with 9.0 TFLs. He also earned Big Ten Freshman of the Week honors on Sept. 29 after he had eight tackles and an interception return for a touchdown in his first career start at Penn State.

Bates' linebackers enjoyed an outstanding 2015 highlighted by the breakout season of Anthony Walker, who was named as an All-American and to the All-Big Ten First Team. Walker led the team with 122 tackles and his 20.5 tackles for a loss was the fourth highest total in the nation and third most in NU single-season history. Drew Smith also had a strong year with 59 tackles and 10.5 tackles for a loss. Jaylen Prater contributed 46 tackles in only nine games, and Nate Hall stepped into a larger role with seven games left in the season and posted 56 tackles. The tenacity and the depth of the linebacker unit helped the Wildcats form an imperious defense.

In his six years with the Bulldogs, Bates served in numerous capacities, all on the defensive side of the football. He worked with the entire secondary in 2000 and 2001, the cornerbacks in 2002, linebackers in 2003, the entire secondary in 2004 and finally defensive coordinator and secondary coach in 2005. In his final season at La Tech, Bates led Louisiana Tech to one of the school's top defensive performances in the last decade, which resulted in a 7-4 overall record and third-place finish in the Western Athletic Conference. The defense gave up the fewest points since 1994 and ranked fifth in the country in turnover margin.

Bates coached some of Louisiana Tech's top defensive standouts,

including several who reached the ranks of the NFL: Bobby Gray (Chicago Bears), Jerron Wishom (Dallas Cowboys) and Tramon Williams (Green Bay Packers).

Prior to Tech, Bates served as the linebackers coach and recruiting coordinator at Kent State University for two years where he coached Pittsburgh Steeler James Harrison.

Bates was the linebackers coach at New Hampshire from 1992 through 1997, during which time the program won three conference northern division titles and Bates coached three of the top 10 tackle leaders in school history. In 1994, New Hampshire went undefeated, won the Yankee Conference championship, was ranked No. 12 nationally in Division I-AA and reached the NCAA playoffs.

He also had coaching stints at Navy (1989-1992), St. Joseph's College (1984-1988), Miami (Ohio) (1983-84) and Muskingum College (1982-83).

He earned his bachelor's degree in physical education from Ohio State University in 1983 and his master's degree in education from Miami University in 1985.

Bates is a retired Naval Lieutenant.

Bates and his wife Tracey have three children, Samantha, Alexandra and Olivia.



**Randy Bates**  
Assistant Coach/Linebackers

#### BATES' COACHING CAREER

**College:** Muskingum, 1982-83  
*Offensive Line*  
Miami (Ohio), 1983-84  
*Offensive Graduate Assistant*  
St. Joseph's College, 1984-88  
*Defensive Coordinator/Recruiting Coordinator*  
Navy, 1989-92  
*Linebackers/Defensive Backs*  
New Hampshire, 1992-97  
*Linebackers*  
Kent State, 1997-99  
*Linebackers/Recruiting Coordinator*  
Louisiana Tech, 2000-05  
*Defensive Backs, 2000-02*  
*Co-Defensive Coordinator/Linebackers 2003*  
*Defensive Backs, 2004*  
*Defensive Coordinator, 2005*  
Northwestern, 2006-Present  
*Linebackers*

## ADAM CUSHING • 14th Season

Adam Cushing is in his 13th season on the Wildcat staff and his 11th as a full-time assistant. In February of 2009, he was promoted to offensive line coach after previously serving as the Wildcats' superbacks coach.

Cushing also made a name for himself on the recruiting front during his days as the Wildcats recruiting coordinator (2008-11), twice earning recognition from industry media members as one of the Big Ten's top recruiters (Rivals.com in 2007, ESPN.com in 2009).

In his first year in charge of the offensive line, Cushing molded a young group which gelled and excelled toward the end of the 2009 season. The line blocked for eventual fourth-round NFL Draft pick Mike Kafka and contributed to a record-breaking offensive performance in the 2010 Outback Bowl, where Kafka threw for a school-record 532 yards while NU broke the NCAA record for offensive plays in a game.

Cushing's offensive line came together in 2010 to pave the way for four 100-yard rushing performances in Northwestern's final six games. Overall, NU's regular-season rushing total increased 25 percent over 2009. Junior left tackle Al Netter earned All-Big Ten honorable mentions from the media for the second-straight season while center Ben Burkett began the year as a member of the Rimington Trophy watch list for the second-straight time. The group helped Dan Persa earn an All-Big Ten first team honor from the coaches and a second-team nod from the media, allowing him to complete a Big Ten-record 73.5 percent of his passes on the year.

Cushing returned one of the nation's most experienced offensive lines in 2011, with newcomer Brandon Vitabile joining seniors Al Netter and Ben Burkett and juniors Pat Ward and Brian Mulroe in the trenches. All five started all 13 games for the 'Cats, helping NU post the fifth-best rushing attack in the Big Ten along the way. After going without a 300-yard rushing game since 2005, Northwestern achieved the feat twice in 2011 (320 vs. Eastern Illinois, 317 at Indiana). Cushing's group further demonstrated its prowess in the running game on the game-sealing touchdown drive in the fourth quarter at Nebraska; NU ran on 13 straight plays to cover 66 yards to paydirt and eat up 7:14 off the game clock. The left side of Cushing's line, Netter and Mulroe, earned honorable mention All-Big Ten accolades after the season.

Mulroe and Ward then anchored an O-Line that in 2012 was simply one of the Big Ten's best. With the addition of converted superback Jack Konopka at right tackle and first-year starter Neal Deiters to right guard, the unit helped Venric Mark become Northwestern's first 1,000-yard rusher since 2006 and guided an offense that finished fourth in the Big Ten with 225.5 rushing yards per game. Cushing's group also led the league in fewest sacks allowed on the year, with just 16 surrendered in 13 games.

The 2014 unit helped true freshman running back Justin Jackson to post only the 16th 1,000-yard season in program history. Jackson ran for more than 1,100 yards and 10 touchdowns in his inaugural campaign. The line was anchored by an All-Big Ten honorable mention selection (coaches and media) in Vitabile. Cushing lined up Vitabile as the starter at center in all 50 games of his career. The native of New Jersey was a finalist for the prestigious William V. Campbell trophy that is considered to be the "Academic Heisman."

Cushing put together another dominant offensive line in 2015 that paved the way for Justin Jackson to post a back-to-back 1,000 yard season, the fifth such occurrence in program history. Jackson ran for over 1,400 yards and the rushing offense racked up 16 touchdowns from four different players. The Wildcats averaged 188.5 yards per game on the ground and the offensive line also helped quarterback Clayton Thorson in his first year behind center.

As the Wildcats' superbacks' coach, Cushing mentored then-true freshman Drake Dunsmore, who was named to the Sporting News Freshman All-Big Ten team in 2007. Dunsmore ranked third on the team with 12.8 yards per catch among players with 10 or more catches, picking up 141 yards on 11 receptions.

After Dunsmore was hurt prior to 2008, Cushing's crew diversified well. Josh Rooks and Brendan Mitchell each caught touchdown passes while helping block for an offense that averaged 141.8 yards on the ground per game.

A native of Chicago, Cushing joined the Wildcats after spending two years as an assistant coach at the University of La Verne in La Verne, Calif. He coached tight ends in 2002 and the offensive line in 2003.

Cushing is a former player at prep power Mt. Carmel High School, and went on to play at NCAA Division III University of Chicago.

At Chicago, Cushing was a three-year starter at tight end and was named to the all-University Athletic Association team three consecutive years (1999-2001). He helped the Maroons win UAA titles in 1998 and 2000. Cushing was a team captain his senior year. He finished his collegiate

career with 72 receptions, good enough for 10th on U of C's career catches list.

A Dean's List honoree, Cushing graduated with a bachelor's degree in psychology from Chicago in 2002. He completed work on his master's degree in general education at La Verne in 2004.

Cushing's older brother, Matt, was an Academic All-Big Ten tight end at Illinois and played four years for the Illini (1994-97). He also played six seasons for the Pittsburgh Steelers.

Cushing is married to Dr. Jaime Cushing, DDS, and has two daughters, Abigail and Dana, and a son, Alexander. They reside in Evanston



Adam Cushing  
Assistant Coach/Offensive Line

### CUSHING'S COACHING CAREER

**College:** La Verne, 2002-04  
Assistant Coach  
Northwestern, 2004  
Graduate Assistant  
Northwestern, 2005-07  
Tight Ends/H-Backs  
Northwestern, 2008  
Superbacks/Recruiting Coordinator  
Northwestern, 2009-10  
Offensive Line/Recruiting Coordinator  
Northwestern, 2011-Present  
Offensive Line

# MATT MacPHERSON • 13th Season

A former defensive graduate assistant for Northwestern under Randy Walker, Matt MacPherson is entering his 12th season as the Wildcats' running backs coach and his fifth as the program's recruiting coordinator.

MacPherson has helped tutor three of the most explosive running backs in program history in Justin Jackson, Tyrell Sutton and Venric Mark. Jackson and Sutton ranks second and third in program history in career rushing yards, while Mark is fourth in school history in all-purpose yards.

Jackson burst onto the scene as a true freshman in 2014 and took the Big Ten by storm, rushing for 1,187 yards and 10 touchdowns. He was NU's leading rusher in all 12 games, with six 100-yard rushing performances (all against Big Ten opponents and Notre Dame). He was only the second freshman in program history to notch over 1,000 yards on the ground. His 98.9 yards per game were the fourth-most by a Power-5 conference freshman during the 2014 regular season and were sixth-most overall in the Big Ten.

MacPherson helped Justin Jackson sustain his excellence in 2015 as Jackson rushed for 1,418 yards and became only the fifth player in program history to run for back-to-back 1,000-yard seasons. Jackson had seven games where he rushed for over 100 yards and finished 18th in the country in rushing yards. Warren Long also had a strong season and added five rushing touchdowns of his own.

Jackson had his best season to date in 2016, leading the Big Ten with a career high 1,524 rushing yards and ranking third in the league with a career-high 15 rushing touchdowns. He culminated his junior campaign by earning MVP honors in the Wildcats' victory over No. 23 Pittsburgh in the 2016 New Era Pinstripe Bowl with 32 carries for a career-high 224 yards and three touchdowns. Jackson rushed over 100 yards six times and scored three touchdowns in three different games. He became the first player in program history to rush for 1,000-plus yards in three-consecutive seasons and will enter his senior campaign just 357 yards shy of breaking the Northwestern record for career rushing yards.

MacPherson's first season as the running backs coach also notched him his first 1,000-yard rusher in Tyrell Sutton. Sutton followed his record-breaking freshman campaign with a 5.3 yard per carry average in 2006. He finished with 1,000 yards on 189 attempts and also caught 40 passes (261 yards) out of the backfield.

In 2007, Sutton was named an honorable mention All-Big Ten selection by the coaches despite missing five-plus games with an ankle injury. In Sutton's absence, both Omar Conteh and Brandon Roberson recorded 100-yard rushing games.

MacPherson's running back corps was hit hard by injuries in 2008, but the group stepped up and performed well regardless. Sutton appeared in parts of nine games during the regular season, averaging 98.9 yards per game and 4.8 yards per carry. He also was NU's fourth-leading receiver to earn honorable mention All-Big Ten accolades from the coaches, the fourth All-Big Ten nod of his career. Sutton finished the regular season with 1,195 all-purpose yards in his nine appearances, averaging 132.8 yards per game. As a team, NU averaged 141.8 yards on the ground per game.

The Wildcats employed a running back-by-committee approach in 2009 due to similarly skilled players and injuries. The quartet combined for 10 touchdowns on the season.

MacPherson again came into the 2010 season without a true starter named from among his unit. All told, six different running backs recorded carries and five started at least one game. NU's regular-season rushing total increased 25 percent over its 2009 total when all was said and done. Jacob Schmidt emerged as a reliable starter midway through the year, scoring four touchdowns while starting four games. After an injury to Schmidt, redshirt freshman Mike Trumphy stepped up in a big way to start the next four games until an injury of his own kept him out of the regular season finale and TicketCity Bowl. In his four starts, Trumphy put together two 100-yard rushing efforts (110 at Indiana and 129 versus Illinois), averaging 4.6 yards per carry on the year while leading NU in rushing for the season.

The running game remained consistent in 2011 despite losing Trumphy to an ACL injury in the Big Ten-opener vs. Illinois. Schmidt started 11 of 12 games and led NU's running backs with 465 yards and six touchdowns, including a career performance of 110 yards and two touchdowns at Indiana. Schmidt also keyed one of NU's most memorable drives of the year, a series of 13 plays covering 66 yards and ending in seven points that sealed the 'Cats' win at Nebraska.

MacPherson oversaw a unit that keyed Northwestern's 10-win season in 2012, as converted wideout Venric Mark found a home at running back and exploded on the scene to become NU's first 1,000-yard rusher since 2006. Mark recorded the sixth-best single-season rushing total in school history (1,366 yards), scored 12 rushing touchdowns and topped 100 yards rushing in a game eight times, en route to being named a consensus second-team All-Big Ten performer and a finalist for the coveted Doak Walker Award.

MacPherson combined Mark's dynamism with the hard-nosed running styles of Mike Trumphy and Tyrus Jones to help the Wildcats rank fourth in the Big Ten in rushing yards per game (225.5) and come within 70 yards of matching the program's single-season record for team rushing yards.

With Venric Mark enduring several injuries that resulted in a medical

redshirt season in 2013, MacPherson relied on Treyvon Green and Mike Trumphy to carry the rushing load, with Green surpassing 100 yards in three different games. Redshirt freshman Stephen Buckley also emerged as a dynamic runner in the mold of Venric Mark -- posting a career-high 99 yards at Iowa -- before seeing his season end with an injury at Nebraska.

Prior to joining the Wildcat staff, MacPherson spent two seasons working on Jeff Genyk's staff at Eastern Michigan University, coaching the Eagles' safeties. Prior to his two-year stint at Eastern Michigan, MacPherson was the defensive coordinator/linebackers coach at Kenyon College in Gambier, Ohio.

A native of Dayton, Ohio, MacPherson attended DePauw University, where he played football for four seasons and was named a two-time first-team all-conference linebacker. He also was named a third-team Football Gazette All-American in 1998. He was DePauw's Defensive Player of the Year in 1998, and went on to be selected to the school's All-Century Team.

Following his graduation in 1999, MacPherson remained at DePauw as a graduate assistant/recruiting coordinator and worked as the running backs coach and the junior varsity offensive coordinator. He earned a bachelor's degree in health and physical performance.

MacPherson and his wife, Pamela, have three children: Thomas, Andrew and Emily.



**Matt MacPherson**  
Running Backs/Recruiting Coordinator

#### MACPHERSON'S COACHING CAREER

**College:** DePauw, 1999  
Graduate Assistant/Recruiting Coordinator  
Northwestern, 2000-02  
Defensive Graduate Assistant  
Kenyon, 2003  
Defensive Coordinator/Linebackers  
Eastern Michigan, 2004-05  
Safeties  
Northwestern, 2006-Present  
Running Backs

## MARTY LONG • 10th Season



Marty Long  
Assistant Coach/Defensive Line

### LONG'S COACHING CAREER

<b>College:</b>	Western Kentucky, 1986 <i>Defensive Graduate Assistant</i> The Citadel, 1987-93 <i>Defensive Graduate Assistant, 1987</i> <i>Defensive Line/Outside Linebackers, 1988-93</i> Arizona, 1996-2003 <i>Defensive Line</i> Nevada, 2004-06 <i>Defensive Line</i> Washington State, 2007 <i>Defensive Line</i> Northwestern, 2008-Present <i>Defensive Line</i>
<b>Pro:</b>	Baltimore Stallions (CFL), 1994-95 <i>Defensive Assistant</i>

Marty Long recently wrapped up his ninth season at the helm of Northwestern's defensive line after coming to the Wildcats prior to the 2008 campaign.

Long helped mentor one of the top pass rushers in program history in Ifeadi Odenigbo, who culminated his career with a First-Team All-Big Ten selection in 2016. Odenigbo led the Big Ten with 10 sacks during his senior campaign and finished his career ranked second in program history with 23.5 career sacks. He set a single-game record with four sacks at Iowa and recorded two more sacks in a win over Michigan State to become the first player in program history with multiple sacks in back-to-back games.

In his first year at NU, Long's defensive line was Northwestern's most-improved and impressive unit. Led by first-team All-Big Ten selection Corey Wootton at defensive end, the Wildcats ranked 18th in the nation and second in the conference in sacks with 2.62 per game. As an individual, Wootton led the team both with 10.0 sacks (21st in the nation) and 16.0 tackles-for-loss (35th in the nation). NU's five regular starters all had a minimum of 3.5 sacks and 5.5 tackles-for-loss.

NU's line helped hold four different opponents to under 100 yards rushing, including limiting Ohio to an NU-school-record four net yards on the ground. Senior John Gill joined Wootton as an All-Big Ten honoree, while redshirt-freshman Vince Browne was a Rivals.com and Sporting News Freshman All-America award winner.

In 2009, NU's defensive line recorded 30.5 tackles for loss including 18 quarterback sacks to help the Wildcats rank 34th in the nation in sacks. Wootton recovered from a devastating knee injury in the 2008 Alamo Bowl to finish his year strong, becoming a fourth-round NFL Draft pick of the Chicago Bears. Browne followed up on a strong freshman campaign with eight tackles-for-loss and five sacks in 2009.

Long's unit held exactly half of Northwestern's regular-season opponents in 2010 to under 105 yards rushing as a team while combining for a whopping 41.5 regular-season tackles-for-loss -- up from 30.5 all of 2009. Much of that production came from Browne, whose 15.5 tackles for loss ranked him third in the conference and ninth in NU single-season history. Included in that total are 7.0 sacks, good for the second-best per-game average in the conference. Browne's performance earned an All-Big Ten second-team accolade from the media. Also picking up an All-Big Ten nod was senior interior lineman Corbin Bryant -- who has earned a spot with the NFL's Buffalo Bills -- whose 8.5 tackles for loss ranked third on the team.

In 2011, Long oversaw a defensive line group that regularly went eight deep, using a number of personnel combinations over the course of the year. Northwestern racked up 53.0 tackles for loss in 2011, up from 41.5 in the 2010 regular season and 29.5 two years ago. Senior Jack DiNardo was the leader among Wildcat down linemen with 6.5 TFL's and 3.0 sacks and was second in total tackles with 32.

The unit evolved into a force for the Wildcats during the 10-win 2012 campaign, ranking third in the Big Ten with 127.6 rushing yards allowed per game -- one yard shy of the school record Long's unit recorded in 2008. The defensive end tandem of Tyler Scott and Quentin Williams combined for 21.0 TFL's, 13.5 sacks and five forced fumbles, while Williams provided the exclamation point on the year with his INT return for touchdown on the third play from scrimmage at the TaxSlayer.com Gator Bowl. Senior DT Brian Arnfelt contributed 6.0 TFLs to NU's cause in his best season as a 'Cat, and sophomore Sean McEvilly grew under Long's tutelage into a starting role next to Arnfelt.

Scott's playing career under Long came full circle as a senior in 2013 when he registered 10.0 TFLs, 6.0 sacks, two interceptions and two forced fumbles en route to being named Northwestern's team MVP after the season. Long also groomed underclassmen Dean Lowry, Deonte Gibson and Ifeadi Odenigbo into impact players at defensive end, with the redshirt freshman Odenigbo notching 6.5 TFLs and 5.5 sacks on only nine total tackles for the year.

The defensive line was one of the strongest components of the NU defense in 2014, with Dean Lowry as the biggest standout of the unit, notching a team-best 4.0 sacks and a second-best mark of 8.0 TFLs. He was named to the honorable mention category of the All-Big Ten following the season.

Long engineered another superb defensive line in 2015 that formed the formidable teeth of the Northwestern defense. Dean Lowry led the way with 52 tackles, 13.5 for loss, and 3 sacks that earned him an All-Big Ten second team selection and ultimately a fourth-round selection in the draft by the Green Bay Packers. Deonte Gibson also had a strong season with a team-high nine sacks that led to an honorable All-Big Ten Mention and a free agent signing with the Detroit Lions.

Since graduating from The Citadel in 1986, where he played running back,

Long has been coaching in the college ranks for all but two years. He was a defensive graduate assistant at Western Kentucky (1986) and The Citadel (1987) before assuming a full-time position with his alma mater in 1988. He continued coaching the Bulldogs until 1994 when he made the jump to professional football, serving as a defensive assistant with the CFL's Baltimore Stallions for two seasons.

Long then moved back into college coaching and spent 12 straight years on the West Coast, beginning with an assistant position (defensive line coach) with Arizona under head coaches Dick Tomey and John Mackovic. During his tenure in Tucson, the Wildcats fielded some of the nation's top defensive teams, ranking 12th nationally in rushing defense in 1997 and '98, and ranking eighth in rushing defense and 21st in total defense in 2000.

In 2004, Long began a three-year stint with Chris Ault's Nevada Wolfpack, coaching the defensive line. He then served on Bill Doba's staff at Washington State this past season.

Throughout his coaching career, Long has been a part of several championship teams. At The Citadel, he helped the Bulldogs to a Southern Conference championship (11-2) in 1992. With the Baltimore Stallions, they won the 1995 Grey Cup (18-3) with the greatest record in the history of the league. At Arizona, the Wildcats went 12-1 in 1998 (best season in school history) and won the Holiday Bowl. At Nevada, the Wolfpack won the WAC title in 2005 (9-3) and played in the Hawaii Bowl.

In 1992, he earned a Coach of the Year Medallion from the Eastman Kodak Company.

Long is a native of Rock Hill, S.C., where he attended Northwestern High. He graduated from The Citadel in 1986 with a bachelor's degree in math and computer science. He and his wife, Donna, have a son, Jerrell, and two daughters, Anna and Kayla.



## BOB HEFFNER • Ninth Season

In February of 2009, Bob Heffner joined Pat Fitzgerald's staff to coach the Wildcats' superbacks (NU's hybrid position for its tight ends, h-backs and fullbacks), bringing with him more than 30 years of collegiate coaching experience to Evanston.

Tasked with replacing current Cleveland Browns starting fullback Dan Vitale, Heffner helped turn Garrett Dickerson into an all-league superback in 2016. Dickerson started all 13 games for the Wildcats, hauling in 34 catches for 318 yards and five touchdowns, including what proved to be the game winner in a 31-24 victory over No. 23 Pittsburgh in the New Era Pinstripe Bowl. He ranked second among Big Ten tight ends with five touchdown catches.

Heffner's tutelage of NU's Drake Dunsmore over his first three years on staff represented a resounding success, culminating in Dunsmore being voted the inaugural winner of the Kwalick-Clark Big Ten Tight End of the Year Award in 2011. Dunsmore, who also was a consensus first-team All-Big Ten selection, became NU's career leader for receiving yards by a tight end and graduated with 1,567 yards on 143 catches.

Also a celebrated run-blocker, Dunsmore put his pass-catching abilities on display in a memorable performance at Indiana on Oct. 29. Dunsmore set an NU school record with four touchdown catches and finished with 112 yards receiving (16.0 yards per reception) in the game.

A year later, Heffner's guidance ensured a smooth transition to Dunsmore's replacement, which came in the form of true freshman Dan Vitale. Vitale arrived at Northwestern with the possibility of playing multiple positions but found a home in Heffner's position room and soon was making major contributions on the field for NU. He went on to start 10 games and finish fifth on the team in both receptions (28) and receiving yards (288). An ESPN.com All-Rookie Team selection, Vitale came up especially big for the 'Cats in wins at Michigan State (nine catches, 110 yards) and in the TaxSlayer.com Gator Bowl (seven catches, 82 yards).

As a sophomore in 2013, Vitale finished third on Northwestern with 34 catches and three touchdowns and fourth with 382 receiving yards. The next year, in 2014, Vitale was second on the Wildcats with 40 catches and with over 400 yards. He was tied for first with two touchdowns.

In 2015, Vitale excelled in his last year under Heffner, earning a spot on the All-Big Ten Second Team and ultimately a selection in the NFL Draft by the Tampa Bay Buccaneers. Vitale was an integral part of the offense and led the team in receptions (33), yards (355) and touchdowns (4).

In his first season at Northwestern, Heffner's superbacks played a large role in Northwestern's passing offense, which topped the Big Ten and ranked 13th nationally. Dunsmore, then just a sophomore, ranked second in the Big Ten among tight ends and third on the team with 47 catches, including a memorable 66-yard catch-and-run touchdown in which he broke multiple tackles in the 2010 Outback Bowl.

The Wildcats' superbacks were led by Dunsmore for the second-straight season in 2010. Dunsmore was NU's second-leading receiver on the year with 40 catches for 381 yards and five touchdowns. Dunsmore earned consensus All-Big Ten honorable mention honors at the tight end position.

Heffner spent the last eight seasons (2001-08) at Lafayette College, serving as the Leopards' offensive line coach from 2001 through 2007, before assuming Lafayette's offensive coordinator position in 2008. In 2002, Heffner, was named the program's associate head coach. During those eight seasons, he mentored offensive lines that served as fronts for some of the Patriot League's most prolific offenses. In the past five years, Leopard linemen have been honored 13 times for all-league play.

During the 2008 season when he oversaw the Leopards' offense, Lafayette finished 7-4 overall, ranked second in Patriot League rushing and led the nation with fewest turnovers. In 2006, when Lafayette won its third straight Patriot League title and advanced to the Division I-AA playoffs, Heffner's offensive line blocked for tailback Jonathan Hurt, the conference's Offensive Player of the Year. Six times in his last eight seasons with Lafayette, the Leopards ranked either first or second in Patriot League rushing or passing. He won three-straight Patriot League titles and went to the FCS playoffs in all three of those seasons.

Heffner also had two earlier successful stints at Lafayette, which were sandwiched around four years in the professional ranks. In 1988 and '89, the Coshocton, Ohio, native coached the offensive line and helped the 1988 Leopards to the Patriot League title. He then worked with CFL's British Columbia Lions (1990-92) as their co-offensive coordinator, which featured Doug Flutie, the CFL's MVP in 1991 and Jim Mills, the two-time Most Valuable Offensive Lineman in 1990 and '91. Then Heffner spent one season with the Arena Football League's Tampa Bay Storm as their offensive coordinator and director of player personnel in 1993 before returning to Lafayette for his second coaching stint with the Leopards in the fall of '93. He was the Leopards' offensive coordinator/offensive line coach for three seasons, which included a Patriot League title in 1994.

In 1996, Heffner was hired by then-Northern Illinois coach Joe Novak and coached the Huskies' offensive line. In early 1997, when former NU assistant coach Ron Vanderlinden was tabbed the head coach at Maryland, Heffner joined the Terrapins' staff, coaching the Terps' tight ends and tackles for two seasons before being promoted to offensive coordinator for the 1999 and 2000 seasons.

In Heffner's first season directing Maryland's offensive unit, the Terrapins posted the 10th-highest scoring average in school history and its best in seven previous seasons. Maryland ranked first in the Atlantic Coast Conference (ACC) and 12th nationally in rushing yards per game (234.1), and tailback LaMont Jordan earned second-team All-America honors after finishing fifth in the country in rushing.

He graduated from Temple University in 1979 with a bachelor's degree in secondary education, and then served as a graduate assistant coach at his alma mater for the '79 season. That season, the Owls played in the Garden State Bowl against California. Heffner then began his full-time collegiate coaching career at Illinois State as the interior defensive line coach in 1981 before taking over as offensive line coach during a seven-year stay with the Redbirds.

As a student-athlete at Temple, Heffner played three years as an offensive guard and was a member of Owl teams that made Mirage Bowl appearances in 1977 and 1978.

Heffner, and his wife, Nancy, a native of Warren Glen, N.J., have three daughters, Katie, Molly and Shelby.



**Bob Heffner**  
Assistant Coach/Superbacks

### HEFFNER'S COACHING CAREER

<b>College:</b>	Temple, 1979 Graduate Assistant Illinois State, 1981-87 Interior Defensive Line/Offensive Line Lafayette College, 1988-89 Offensive Line Lafayette College, 1993-95 Offensive Line/Offensive Coordinator Northern Illinois, 1996 Offensive Line Maryland, 1997-2000 Tight Ends/Tackles, 1997-98 Offensive Coordinator, 1999-2000 Lafayette College, 2001-08 Associate Head Coach/Offensive Line, 2001-07 Associate Head Coach/Off. Coordinator, 2008 Northwestern, 2009-Present Superbacks
<b>Pro:</b>	British Columbia Lions (CFL), 1990-92 Co-Offensive Coordinator/Offensive Line Tampa Bay Storm (Arena), 1993 Line Coach/Director of Player Personnel

# DENNIS SPRINGER • Seventh Season

Dennis Springer recently concluded his sixth year as Northwestern's wide receivers coach after joining the program on Jan. 31, 2011. He came to NU after spending the previous three seasons at Indiana University, serving as the assistant head coach and running backs coach, as well as the Hoosiers' co-special teams coordinator.

In his sixth season leading the Wildcats' receiving corp, Springer saw senior Austin Carr post arguably the greatest season by a receiving in program history. Carr became just the third player since 1990 to lead the Big Ten in receptions, receiving yards and touchdowns and was named a finalist for the 2016 Biletnikoff Award given to the nation's top receiver. He set a new NU single-season record with 1,247 receiving yards, tied the program mark with 12 touchdown receptions and hauled in 90 catches, the third-best mark in program history.

In his first season in Evanston, Springer oversaw the continued growth of Jeremy Ebert into one of the most prolific wide receivers in the Big Ten. Ebert's 1,025 receiving yards in 2011 represent the first 1,000-yard season by a Wildcat pass-catcher since D'Wayne Bates in 1998 and the fourth-highest single-season total in school history. Ebert, a second-team All-Big Ten selection by the media who later was drafted by the New England Patriots, ranked second in the league with 11 touchdown catches and third with 5.9 catches per game.

Additionally, Springer mentored true freshman Christian Jones during his rise to the position of starting 'Z' wideout and helped Kain Colter thrive in his newfound receiver role. Veteran Demetrius Fields came on down the stretch, catching a touchdown pass in three straight games to end the season and totaling a career-best 309 receiving yards for the year.

In all, Springer's wideouts contributed to the Wildcats leading the Big Ten in passing average with 256.6 yards per game.

In 2012, Springer developed a deep corps of receivers that was equally as committed to run-blocking on the perimeter as it was to making its presence known through the air. At season's end, Christian Jones emerged as the team leader in receptions (35) and receiving yards (412), while Tony Jones made a successful return from a leg injury that kept him out of the 2011 season to haul in four TD catches.

Those two Jones (no relation) were again hard to keep up with in 2013, combining for more than 100 receptions and nearly 1,300 yards receiving. Christian Jones completed the year with a monster game vs. rival Illinois, grabbing 13 passes for 182 yards and two highlight reel TDs. Senior Rashad Lawrence also completed his Wildcat tenure with 31 grabs for 463 yards on the year, including a career-high 149 against No. 4/3 Ohio State.

Kyle Prater led all Wildcats in receiving in 2014, leading the team in catches (51), yards receiving (535) and touchdown receptions (2). He caught 10 passes en route to an upset over Notre Dame and collected his first career touchdown in the matchup versus Northern Illinois. Tony Jones trailed just behind Prater, making 35 catches with an average of 9.2 yards receiving per catch.

Christian Jones and Austin Carr led Springer's receiving corps in 2015, as they picked up two touchdowns each. Garrett Dickerson, Miles Shuler, and Mike McHugh also had strong seasons as the receiving unit developed chemistry with redshirt freshman quarterback Clayton Thorson.

Springer's best rushing season in Bloomington came in 2008 when Indiana finished sixth in the Big Ten with 2,003 yards on the ground and 19 touchdowns. The Hoosiers averaged 4.5 yards per carry for the year, posting their best rushing season since 2001.

On special teams, Indiana ranked third in the Big Ten in 2010 in kickoff returns, averaging 23.1 yards after racking up 1,476 yards on 64 returns. Tandon Doss led the Hoosiers with 1,016 yards on 41 returns (24.8 yard average).

Prior to his stint at Indiana, Springer spent one season as the defensive secondary coach at Western Kentucky University as the Hilltoppers made the transition from the Championship Subdivision (FCS) to the Bowl Subdivision (FBS).

Springer's coaching career has its roots in the Mid-American Conference as he spent four seasons at Bowling Green State University prior to joining the staff at WKU. Springer was in charge of the running backs from 2003 to 2005 before making the transition to the defensive side of the ball, taking responsibility of the safeties for the 2006 season. He helped guide the Falcons to the 2003 MAC West Division title and a 28-24 victory over Northwestern in the Motor City Bowl. BGSU also won the 2004 GMAC Bowl, defeating Memphis 52-35, and captured the 2005 MAC East Division championship.

While at Bowling Green, Springer worked with Northwestern's current offensive coordinator, Mick McCall.

Springer's lengthiest tenure came at Ball State University where he spent 10 seasons with the Cardinals in a handful of capacities. He began his coaching career as a graduate assistant for the 1993 and 1994 seasons before being promoted to wide receivers coach in 1995. Springer filled that role until the 1999 season when he resumed responsibility of the outside linebackers, a position he held for two years before being named the defensive secondary coach for the 2001 and 2002 seasons. Ball State made a pair of appearances in the Las Vegas Bowl (1993, 1996) during that time.

A Fort Wayne, Ind., native, Springer earned his bachelor of science in secondary education from Butler University in 1993 after helping the Bulldogs to three Midwest Intercollegiate Football Conference championships. Springer also served as a team captain of the 1991 team.


Springer and his wife, Nicole, have two daughters, Sophia and Sydney.



**Dennis Springer**  
Assistant Coach/Wide Receivers

## SPRINGER'S COACHING CAREER

**College:**  
Ball State, 1993-2002  
Graduate Assistant, 1993-94  
Wide Receivers, 1995-98  
Outside Linebackers, 1999-2000  
Defensive Secondary, 2001-02  
Bowling Green, 2003-06  
Running Backs, 2003-05  
Safeties, 2006  
Western Kentucky, 2007  
Defensive Secondary  
Indiana, 2008-10  
Assistant Head Coach/Running Backs/  
Co-Special Teams Coordinator  
Northwestern, 2011-Present  
Wide Receivers



**Cody Cejda**  
Director of Football Operations


Cody Cejda is in his ninth season at Northwestern and his seventh as the Director of Football Operations after being promoted prior to the 2011 season. He also is continuing in his role as NU's NFL liaison, assisting NFL personnel with their visits and helping student-athletes understand the transition to the NFL and other professional leagues.

In his role at Northwestern, Cejda oversees the day-to-day operations and budget of the football program. His duties include coordinating team travel, bowl game preparations, training camp schedules, off-site events and team meals. He also operates as the football program's liaison to members of the Northwestern Athletics administrative staff as well as NU's marketing, athletic communications, academic services departments.

Cejda's tenure as director of operations includes Northwestern's 10-win season in 2012, when the Wildcats claimed victory in the TaxSlayer.com Gator Bowl and ended the year ranked No. 16 in the USA Today/Coaches poll and No. 17 in the AP.

Prior to 2011, Cejda spent two years as coordinator of player development, coordinating student-athlete summer jobs and internships, community outreach and academic issues. He also played a major role in all day-to-day recruiting operations.

Cejda served as a recruiting assistant and as the senior student manager for Michigan, where he earned a bachelor's degree in business administration in 2007. Before joining Northwestern, Cejda worked as a consulting analyst for Accenture. He earned his MBA from Northwestern's Kellogg School of Management in 2017.



**Jacob Schmidt**  
Director of Player Development

After a remarkable playing career at Northwestern that saw him go from walk-on to starting running back, Jacob Schmidt was hired as NU's Director of Player Development in March of 2012.

In his new role, Schmidt coordinates various aspects of players' off-the-field experience at Northwestern, including NU's Big Brother program that matches current Wildcats with NU football alums in the professional world.

A native of Rhinelander, Wis., Schmidt arrived at NU as a walk-on in 2007, redshirting in his initial year on campus before playing in all 13 games on special teams in 2008. He gained 217 yards on the ground and 147 yards receiving as a sophomore in 2009 and, in his junior campaign, scored four rushing touchdowns despite being limited to eight games due to injury.

Schmidt earned the starting running back role as a senior in 2011 and finished as the team's second-leading rusher with 471 yards and six touchdowns. His stellar season featured a career-best 110-yard performance on 15 carries (7.3 yards per carry) with two touchdowns in a road win vs. Indiana.

Schmidt was a key contributor to what became the winningest senior class in Northwestern football history, a group that won 36 games during its five years in Evanston and led the Wildcats to a school-record four consecutive bowl game appearances.

A Capital One second-team All-American in 2011, Schmidt completed his undergraduate studies at Northwestern with a degree in human development and psychological services and currently is pursuing his master's degree in sports administration at NU.



**Chris Bowers**  
Director of Player Personnel

Chris Bowers returned for his second stint with the Northwestern Football program prior to the 2011 season, overseeing many of NU's recruiting efforts as the program's Director of Player Personnel. Bowers previously spent four years in Evanston as a recruiting assistant and graduate assistant before moving on to build his college football resume at Defiance College, Concord University and Valparaiso.

Bowers began his first stint in Evanston as a recruiting assistant (2003-04) and assistant director of football operations (2004-05), during which time he worked closely with then-linebackers coach and recruiting coordinator Pat Fitzgerald. In 2005, Northwestern signed one of the most highly touted recruiting classes in program history, a group that featured seven players that went on to play at the professional level -- including Tyrell Sutton, Mike Kafka and Corey Wootton.

Since returning to Northwestern, Bowers has helped the Wildcats assemble two of the most highly rated recruiting classes in program history, including a 19-player class in 2013 that is ranked No. 1 in NU history.

Off the field, Bowers recently was published in the Manual of Football Drills and Skills, a resource for coaches at all levels which benefits Lauren's First and Goal Foundation. The organization was established in 2004 by John and Marianne Loose in honor of their daughter Lauren, a pediatric brain tumor survivor, and has raised more than \$1 million in financial support for brain tumor research and cancer services.

Bowers earned a B.A. in history from Wittenberg University in 1999 and his master's degree from the University of Findlay, where he began his coaching career as a GA for the 2001 and 2002 seasons.

Bowers, a native of Lima, Ohio, and his wife, Christina, have a 2-year-old daughter, Davalyn.



**Tim Brandon**  
Offensive Graduate Assistant

Tim Brandon enters his second season on the Wildcats' coaching staff as an offensive graduate assistant.

Brandon focuses on the offensive line under the guidance of assistant coach Adam Cushing.

Tim Brandon spent the 2015 season as the wide receivers coach and video coordinator at the Colorado School of Mines. He spent three seasons as a student assistant for the offensive coaching staff at the University of Wyoming, where he earned a degree in business administration, before one year as an offensive assistant at Regis Jesuit High School in Aurora, Colorado.

Brandon will work with the Wildcats' offensive staff with a focus on the offensive line.



**Erik Frazier**  
Offensive Graduate Assistant

Frazier joins Chicago's Big Ten Team on the offensive side of the ball working with the wide receivers after spending the last two seasons as the wide receivers coach at Dayton University where the Flyers posted a 19-4 record. A trio of Flyers finished with 500-plus yards receiving in Frazier's two seasons, including 2016 Honorable Mention All-PFL selection Jack Euritt.

Prior to Dayton, Frazier had a two-year coaching stint at Delaware Valley University. He coached wide receivers in 2014 and wide receivers and quarterbacks in 2015. DVU was 9-2 in both seasons, reaching the NCAA Division III playoffs in 2014 and winning the Centennial-MAC Bowl in 2015. In 2014, Frazier coached All-American, Rasheed Bailey, who is currently signed to a reserved/futures contract with the Philadelphia Eagles.

Frazier was an all-American himself at Kutztown University. As a senior, he was named a USA College Sports Division II All-American in 2011. That culminated a senior year that saw him named team captain and help Kutztown win the Pennsylvania State Athletic Conference championships. He was a two-time All-PSAC selection and a member of the school's Football leadership council as a junior and senior. The Philadelphia native earned his bachelor's degree in sport management from Kutztown in 2011 and a master's in policy studies from Delaware Valley in 2016.



**Deonte Gibson**  
Defensive Graduate Assistant

The former Wildcat star Gibson joins the staff as a defensive graduate assistant focusing on the defensive line after spending last season with the Detroit Lions and Tampa Bay Buccaneers of the National Football League. Gibson was a third-team All-Big Ten selection for the 'Cats in 2015 after registering nine sacks and finishing with a career-high 38 tackles on the year. He finished his career ranked seventh in program history with 15 sacks, while also tallying 84 tackles and 25 tackles for loss.

Gibson was a team captain of the 2015 squad that went 10-3 and earned an appearance in the 2016 Outback Bowl. A three-time Academic All-Big Ten selection, Gibson earned a degree in communications studies and is pursuing a master's in integrated marketing communications.





**Jay Hooten**  
Director of Football Performance

After two years as Northwestern's assistant director of strength and conditioning, Jay Hooten was elevated in July of 2011 to the position of Director of Football Performance, assuming oversight of all aspects of Northwestern Football's strength, speed and conditioning training.

Hooten joined the NU strength and conditioning staff in January of 2009 and spent the next two seasons directing the training programs of the Wildcats wrestling, baseball and men's soccer teams while also devoting significant time to the football program.

An Ohio native, Hooten spent six years as a football performance assistant at Ohio State, where he assisted with the strength and conditioning program for the three-time Big Ten and 2002 national champion Buckeyes. After leaving Ohio State, Hooten spent a year as the Director of Sports Performance at Wayne High School in Huber Heights, Ohio, before taking over as the owner and director of Fast-Twitch Performance Enhancement in Dayton.

Hooten is a certified strength and conditioning specialist with the National Strength and Conditioning Association and also is a certified specialist with the National Association of Speed and Explosion.

A graduate of Capital University in Columbus, Ohio, Hooten earned his bachelor's degree in health and sport science. He graduated from Northridge High School in Dayton where he was teammates with current NU assistant coach Matt MacPherson.

Hooten and his wife Lori have four children, daughter Joss, son Landon and twin boys Jaxn and Jeremy. The Hootens reside in Skokie.



**Darby Dunnagan**  
Director of Video Operations

Darby Dunnagan joined Northwestern as the program's Director of Video Operations in July, 2013, after a successful six-year stint as video coordinator for the football program at the University of Memphis.

In her role with the Wildcats, Dunnagan is responsible for the supervision of Northwestern's football video staff, coordinating filming of every practice and providing edited practice and opponent footage to the coaching staff. She also contributes to the football program's efforts related to shooting and editing post-production features on players and special events.

Dunnagan maintained similar responsibilities at Memphis and also assisted in the online streaming of various athletic competitions and press conferences to the Tigers' official athletic website. Dunnagan was named the Conference USA Video Coordinator of the Year in 2010-11 and 2012-13 and also was the 2013 Bob Matey National Video Coordinator of the Year.

In August, 2014, Dunnagan began her tenure as the Vice President of the Collegiate Sports Video Association (CSVA).

A native of Rural Retreat, Va., Dunnagan worked two years as a graduate assistant in the video department at Marshall prior to coming to Memphis. While at Marshall, she prepared and distributed weekly opponent exchange tapes, supervised student assistants and assisted the video coordinator in the day-to-day operations of the department. She earned her master's degree in sports administration in May, 2007.

Dunnagan got her start in athletics at the University of Virginia while working on a bachelor's degree in anthropology and sociology. She was a student manager for the football team for two seasons before switching to the video department. She worked three years in video operations and earned her bachelor's degree in May, 2005.



**Mike Valentine**  
Assistant A.D. (Equipment)

Mike Valentine joined Northwestern Athletics as Assistant Athletic Director for Equipment in May 2016. He is responsible for overseeing the department's day-to-day equipment operations for 19 varsity sports and works closely with the men's golf program.

Valentine is a certified athletic equipment manager and is actively involved in a leadership role in the Athletic Equipment Managers Association, currently serving as assistant director of District 5, which includes equipment managers in college athletics in Illinois, Indiana, Michigan, Minnesota, Ohio, Wisconsin and Ontario, Canada.

Prior to Northwestern, Valentine served for three years as director of equipment operations at Northern Illinois University in DeKalb, where he oversaw rebranding and uniform design for the football program. His career in college athletics started in September 2006 at Tulane University where he maintained the equipment operations of the baseball and track and field programs. From 2009-2010, he worked as coordinator of Equipment and Facilities at Southern Illinois University in Carbondale. He became an assistant equipment manager at the University of Arizona for the 2011 and 2012 seasons and handled the day-to-day equipment responsibilities of the Arizona Wildcat football program.

The Greenwood, Indiana native attended DePauw University in Greencastle, Ind., where he earned a degree in history in 2004. He played varsity football for the DePauw Tiger for two years and stayed on as a student assistant coach and manager for the last two years of his collegiate career as a Tiger.

He resides in Evanston, Ill.



**Tory Lindley**  
Associate A.D./Head Athletic Trainer

Tory Lindley, a 2011 inductee to the Illinois Athletic Trainers Association (IATA) Hall of Fame, has served as NU's Head Athletic Trainer since 2002. He supervises NU's staff athletic trainers, sports performance coaches, as well as interns and students in both units. Tory assists in managing healthcare providers in fields such as sports psychology, sports nutrition and manipulative medicine. On a day-to-day basis, Tory manages athletic training health care services for the football program.

The National Athletic Trainers' Association (NATA) elected Tory as the vice president of the organization in July, 2016.

In 2016, the Great Lakes Athletic Trainer's Association (GLATA) recognized Tory with the Golden Pinnacle Award, the association's highest honor.

In 2012, NATA named Tory the NCAA Division I Head Athletic Trainer of the Year. A published author in the Journal of Athletic Training, Athletic Therapy Today and Rehab Management, Tory is an associate editor of Athletic Training & Sports Health Care Journal. Tory also is a recipient of the 2012 NATA Most Distinguished Athletic Association (GLATA) Dedicated Service Award and the 2007 NATA Athletic Training Service Award. (1996-200), where he earned a bachelor's degree in education with a specialization in athletic training in 1991.

Since the late 1990s, Tory has provided over 85 local, regional and national sports medicine and leadership presentations.



**Kyle Schumacher**  
Senior Athletic Trainer

Kyle Schumacher has been a member of the Northwestern University Sports Medicine Department since 2016. His primary responsibility is for managing the health care of the football team, but he is also the co-rehabilitation coordinator for all of Northwestern University Athletics.

Kyle is a graduate of the University of Wisconsin – La Crosse where he earned a degree in Athletic Training. He earned his Doctorate in Physical Therapy from the University of Wisconsin – Madison.

Kyle has had the opportunity to work with high school, collegiate, and professional athletes in an out-patient orthopedic physical therapy setting at Midwest Orthopaedics at Rush in Chicago. He also spent two summers interning with the Seattle Seahawks.

Kyle is interested in manual therapy, functional rehabilitation, injury prevention and holds certifications in Trigger Point Dry Needling, Active Release Technique, and Graston Technique Instrument Soft Tissue Mobilization.

Kyle resides in Chicago with his wife, Kimberly, and their dog, Randall.



**Alexa Bannerman**  
Associate Athletic Trainer

Alexa K Bannerman has been a member of the Northwestern University Sports Medicine Department since 2014. She is responsible for managing the health care of the football team. Administrative responsibilities include management of NU institutional, Big 10, and NCAA drug testing.

Alexa is a graduate of the University of Central Florida where she earned a Bachelor's degree in Athletic Training. As a graduate assistant at Troy University, she worked with the women's basketball, women's soccer, and cheer teams.

Alexa is interested in increasing her exposure to various soft tissue techniques and applying them to rehabilitation. She is also interested in advancing her knowledge and understanding of anaerobic training, periodization models, and Olympic/power lifts for the football athlete

Alexa and her husband Daniel reside in Wilmette, IL. Alexa enjoys lifting, beach days, outdoor activities, attending sporting events, and spending time with Daniel. They love visiting their families as often as possible in Michigan, North Carolina and Florida.



**Ryan Collins**  
Associate Athletic Trainer

Ryan Collins has been a member of the Northwestern University Sports Medicine Department since 2009. He is responsible for managing the health care for the football team. Ryan is also the staff technology and facilities liaison as well as the Athletic Training Student Internship Coordinator and Preceptor. Ryan is a graduate of Eastern Illinois University where he earned a degree in Athletic Training. As a graduate assistant at Arizona State University, Ryan worked with the football and swimming and diving teams.

Ryan worked as a staff Athletic Trainer at Eastern Illinois from 2001-2006 and as Head Athletic Trainer at Dominican University from 2006-2008.

Ryan resides in Chicago with his wife, Nicole.



# SUPPORT STAFF



**MATT FLANNERY**  
Third Season  
Assistant Director of  
Football Performance



**ALEX SPANOS**  
Third Season  
Assistant Director of  
Football Performance



**JOE OROZCO**  
Third Season  
Assistant Director of  
Football Performance



**BEN SABAL**  
Third Season  
Director of Football  
Creative Video Services



**ALEX KNISELY**  
First Season  
Assistant Video  
Coordinator



**MIKE JASINSKI**  
Third Season  
Recruiting Assistant



**BRYAN PAYTON**  
Third Season  
Recruiting Assistant



**CHRISTIAN SARKISIAN**  
Third Season  
Recruiting Assistant



**VENRIC MARK**  
First Season  
Recruiting Assistant



**PAT RUSSELL**  
First Season  
Recruiting Intern



**KEEGAN GRANT**  
Third Season  
Quality Control Assistant



**ZACH OPSAL**  
Second Season  
Quality Control Assistant



**SEAN CONLEY**  
Third Season  
Quality Control Assistant



**ANTHONY CRESPINO**  
Second Season  
Assistant Director of  
Football Operations



**KATIE KNAPPENBERGER**  
Fourth Season  
Sports Dietitian



**CAROLYN FLEMING**  
Football Administrative  
Assistant



**GEORGE GLADIC**  
Football Administrative  
Assistant



**CURTIS SHANER**  
30th Season  
Associate Director of  
Equipment Operations



**ERYK JACKSON**  
Second Season  
Assistant Director of  
Equipment Operations



**JEFF MJAANES, MD**  
Second Season  
Director of  
Sports Medicine



# 2016 SEASON REVIEW





## 2016 HONORS AND AWARDS

### Corey Acker, RB

- Academic All-Big Ten
- NU Special Teams Player of the Week (Wisconsin)

### Moe Almasri, DB

- NU Special Teams Practice Player (Ohio State)

### Matt Alviti, QB

- Academic All-Big Ten
- NU Defensive Practice Player (Iowa)

### Auston Anderson, RB

- NU Special Teams Player of the Week (Illinois St.)

### Joe Bergin, DB

- Academic All-Big Ten

### Graham Bullmore, OL

- Academic All-Big Ten

### Brian Bullock, DB

- NU Defensive Practice Player (Ohio State)

### J.B. Butler, OL

- NU Special Teams Player of the Week (Illinois)

### Jesse Brown, RB

- NU Offensive Practice Player (Ohio State)
- NU Special Teams Practice Player (Purdue)

### Austin Carr, WR

- Academic All-Big Ten
- Big Ten Medal of Honor
- Richter-Howard Big Ten Receiver of the Year
- Biletnikoff Finalist
- Bursworth Trophy Finalist
- Consensus First-Team All-Big Ten
- Sports Illustrated Second-Team All-American
- USA Today Second-Team All-American
- CoSIDA Academic All-America® Second Team
- CoSIDA Academic All-District 5 First Team
- NU Offensive Player of the Game (Illinois State)
- NU Offensive Player of the Game (Nebraska)
- NU Offensive Player of the Game (Iowa)
- NU Offensive Player of the Game (Wisconsin)
- NU Offensive Big Playmaker (Duke)
- NU Offensive Big Playmaker (Michigan State)
- NU Offensive Big Playmaker (Ohio State)
- NU Offensive Big Playmaker (Purdue)

### Tommy Doles, OL

- Academic All-Big Ten
- Honorable Mention All-Big Ten
- CoSIDA Academic All-District 5 First Team
- Big Ten Distinguished Scholar
- NU Offensive Big Playmaker (Western Michigan)
- NU Kabilar Award

### Garrett Dickerson, SB

- Honorable Mention All-Big Ten (Media)
- NU Offensive Player of the Week (Duke)

### Eric Eshoo, SB

- NU Special Teams Practice Player (Michigan State)

### Paddy Fisher, LB

- NU Defensive Practice Player (Illinois State)
- NU Special Teams Practice Player (Iowa)
- NU Special Teams Practice Player (Wisconsin)

### Chris Fitzpatrick, LS

- NU Special Teams Player of the Week (Indiana)

### Joe Gaziano, DL

- Academic All-Big Ten
- NU Defensive Player of the Week (Michigan State)

### Jango Glackin, LB

- NU Defensive Practice Player (Illinois)

### Trent Goens, DL

- Academic All-Big Ten
- NU Defensive Practice Player (Nebraska)
- NU Defensive Practice Player (Wisconsin)

### Mark Gooden, DL

- NU Defensive Practice Player (Wisconsin)
- NU Special Teams Practice Player (Indiana)

### Nate Hall, LB

- Academic All-Big Ten
- Big Ten Distinguished Scholar

### Chad Hanaoka, RB

- NU Offensive Practice Player (Purdue)
- NU Offensive Practice Player (Minnesota)
- NU Special Teams Practice Player (Duke)

### Matthew Harris, DB

- Academic All-Big Ten
- AFCA All-State Good Works Team Nominee

### Montre Hartage

- Honorable Mention All-Big Ten (Media)
- NU Defensive Player of the Week (Purdue)
- NU Defensive Big Playmaker (Indiana)

### Tom Hruby, LB

- Academic All-Big Ten

### Godwin Igwebuike

- Academic All-Big Ten
- Second-Team All-Big Ten (Coaches)
- Third-Team All-Big Ten (Media)
- NU Defensive Big Playmaker (Nebraska)
- NU Defensive Big Playmaker (Ohio State)

### Justin Jackson, RB

- Academic All-Big Ten
- New Era Pinstripe Bowl Most Valuable Player
- First-Team All-Big Ten (Media)
- Second-Team All-Big Ten (Coaches)
- CoSIDA Academic All-America® Second Team
- CoSIDA Academic All-District 5 First Team
- NU Offensive Player of the Game (W. Michigan)
- NU Offensive Player of the Game (Michigan State)
- NU Offensive Player of the Game (Purdue)
- NU Offensive Player of the Game (Minnesota)
- NU Offensive Player of the Game (Illinois)
- NU Offensive Player of the Game (Pittsburgh)
- NU Offensive Big Playmaker (Nebraska)
- NU Offensive Big Playmaker (Iowa)

### Cole Johnson, WR

- Academic All-Big Ten
- NU Offensive Practice Player (Duke)
- NU Offensive Practice Player (Iowa)
- NU Offensive Practice Player (Wisconsin)
- NU Special Teams Practice Player (Western Mich.)

### Joseph Jones, LB

- NU Defensive Big Playmaker (Iowa)

### Daniel Kubiuk, QB

- NU Defensive Practice Player (Purdue)

### Tyler Lancaster, DL

- Academic All-Big Ten
- NU Defensive Player of the Week (Nebraska)
- NU Defensive Player of the Week (Ohio State)
- NU Defensive Player of the Week (Wisconsin)

### Cody Link, SB

- NU Special Teams Practice Player (Illinois)

### Warren Long, RB

- Academic All-Big Ten

### Eric Lutzen, SB

- NU Offensive Practice Player (Michigan State)

### Connor Mahoney, OL

- Academic All-Big Ten

### Alonzo Mayo, DB

- Academic All-Big Ten

### Jared McGee, S

- NU Special Teams Player of the Week (Ohio State)

### Jesse Meyler, OL

- NU Offensive Practice Player (Western Michigan)

### John Moten IV, RB

- Big Ten Freshman of the Week (Nov. 14)
- Big Ten Freshman of the Week (Nov. 28)
- NU Offensive Big Playmaker (Illinois)

### Flynn Nagel, WR

- Academic All-Big Ten
- NU Offensive Big Playmaker (Minnesota)
- NU Special Teams Player of the Week (Duke)
- NU Special Teams Player of the Week (Nebraska)
- NU Special Teams Player of the Week (Iowa)

### Hunter Niswander, P

- NU Special Teams Player of the Week (W. Mich.)

### Tommy Odell, DB

- Academic All-Big Ten

### Ifeadi Odenigbo, DE

- Consensus First-Team All-Big Ten
- Big Ten Defensive Player of the Week (Oct. 3)
- NU Defensive Player of the Week (Iowa)
- NU Defensive Big Playmaker (Michigan State)
- NU Defensive Big Playmaker (Illinois)

### Andrew Otterman, OL

- Academic All-Big Ten

### Ben Oxley, OL

- Academic All-Big Ten

### James Prather, SB

- Academic All-Big Ten

### Cam Queiro, LB

- NU Defensive Practice Player (Duke)

### Kyle Queiro, S

- Academic All-Big Ten

### Steven Reese, WR

- NU Offensive Practice Player (Nebraska)

### Heath Reineke, SB

- Academic All-Big Ten

### C.J. Robbins, DL

- Academic All-Big Ten
- Big Ten Sportsmanship Award
- NU Defensive Player of the Week (Illinois State)
- NU Defensive Player of the Week (Illinois)

### Jelani Roberts, WR

- Academic All-Big Ten
- Big Ten Distinguished Scholar

### Josh Roberts, LB

- Academic All-Big Ten
- NU Special Teams Practice Player (Illinois State)
- NU Special Teams Practice Player (Nebraska)

### Jake Saunders, DL

- NU Defensive Practice Player (Minnesota)

### Jared Thomas, OL

- Academic All-Big Ten

### Jordan Thompson, DL

- NU Defensive Big Playmaker (Wisconsin)

### Clayton Thorson, QB

- Academic All-Big Ten
- Honorable Mention All-Big Ten
- NU Offensive Big Playmaker (Michigan State)
- NU Offensive Player of the Week (Ohio State)

### Jackson Tirmonia, WR

- NU Special Teams Practice Player (Minnesota)

### Nik Urban, OL

- NU Offensive Practice Player (Illinois State)
- NU Offensive Practice Player (Indiana)

### Solmon Vault, WR

- Third-Team All-Big Ten Returner (Media)
- NU Special Teams Player of the Week (Michigan St.)

### Gunnar Vogel, OL

- NU Defensive Practice Player (Indiana)

### Anthony Walker, Jr., LB

- Academic All-Big Ten
- Second-Team All-Big Ten (Coaches)
- Third-Team All-Big Ten (Media)
- NU Defensive Player of the Week (Indiana)
- NU Defensive Big Playmaker (Purdue)
- NU Defensive Big Playmaker (Minnesota)
- NU Special Teams Player of the Week (Minnesota)

### Brett Walsh, LB

- Academic All-Big Ten
- NU Defensive Player of the Week (Minnesota)

### Xavier Washington, DE

- NU Defensive Big Playmaker (Illinois State)
- NU Defensive Big Playmaker (Duke)

### Travis Whillock, DB

- NU Defensive Practice Player (Michigan State)

### Macan Wilson, WR

- NU Offensive Big Playmaker (Illinois State)
- NU Offensive Big Playmaker (Indiana)

### Trae Williams, DB

- NU Defensive Player of the Week (Duke)
- NU Special Teams Player of the Week (Purdue)

### Fred Wyatt, DL

- Academic All-Big Ten

### Lloyd Yates, QB

- Academic All-Big Ten
- NU Offensive Practice Player (Illinois)



## 2016 NORTHWESTERN SCHEDULE AND RESULTS

Date	Opponent	Result	Score	Record	Conference	Time	Attendance
Sep 03	WESTERN MICHIGAN	L	21-22	0-1-0	0-0-0	3:13	30635
Sep 10	ILLINOIS STATE	L	7-9	0-2-0	0-0-0	3:16	30748
Sep 17	DUKE	W	24-13	1-2-0	0-0-0	3:17	34464
Sep 24	#20 NEBRASKA*	L	13-242	1-3-0	0-1-0	3:09	40284
Oct 01	at Iowa*	W	38-31	2-3-0	1-1-0	3:25	67047
Oct 15	at Michigan State*	W	54-40	3-3-0	1-1-0	3:38	75625
Oct 22	INDIANA*	W	24-14	4-3-0	2-1-0	3:34	35417
Oct 29	at #6 Ohio State*	L	20-24	4-4-0	2-2-0	3:23	107296
Nov 05	#8 WISCONSIN*	L	7-21	4-5-0	2-3-0	3:18	42016
Nov 12	at Purdue*	W	45-17	5-5-0	3-3-0	3:03	30548
Nov 19	at Minnesota*	L	12-29	5-6-0	3-4-0	3:13	38162
Nov 26	ILLINOIS*	W	42-21	6-6-0	4-4-0	2:30	30022
Dec 28	vs #23 Pittsburgh^	W	31-24	7-6-0	4-4-0	3:34	37918

\* Big Ten Conference Game | ^ 2016 New Era Pinstripe Bowl (Yankee Stadium, New York, N.Y.)

### TEAM STATISTICS

Team Statistics	NU	OPP
<b>SCORING</b>	<b>338</b>	<b>289</b>
Points Per Game	26.0	22.2
Points Off Turnovers	55	56
<b>FIRST DOWNS</b>	<b>281</b>	<b>280</b>
Rushing	104	113
Passing	156	156
Penalty	21	11
<b>RUSHING YARDAGE</b>	<b>1991</b>	<b>1809</b>
Yards gained rushing	2346	2177
Yards lost rushing	355	368
Rushing Attempts	501	478
Average Per Rush	4.0	3.8
Average Per Game	153.2	139.2
TDs Rushing	22	20
<b>PASSING YARDAGE</b>	<b>3186</b>	<b>3448</b>
Comp-Att-Int	282-483-9	303-496-16
Average Per Pass	6.6	7.0
Average Per Catch	11.3	11.4
Average Per Game	245.1	265.2
TDs Passing	22	13
<b>TOTAL OFFENSE</b>	<b>5177</b>	<b>5257</b>
Total Plays	984	974
Average Per Play	5.3	5.4
Average Per Game	398.2	404.4
<b>KICK RETURNS: #-Yards</b>	<b>29-671</b>	<b>33-689</b>
<b>PUNT RETURNS: #-Yards</b>	<b>20-132</b>	<b>24-229</b>
<b>INT RETURNS: #-Yards</b>	<b>16-163</b>	<b>9-93</b>
<b>KICK RETURN AVERAGE</b>	<b>23.1</b>	<b>20.9</b>
<b>PUNT RETURN AVERAGE</b>	<b>6.6</b>	<b>9.5</b>
<b>INT RETURN AVERAGE</b>	<b>10.2</b>	<b>10.3</b>
<b>FUMBLES-LOST</b>	<b>9-7</b>	<b>14-9</b>
<b>PENALTIES-Yards</b>	<b>47-389</b>	<b>61-593</b>
Average Per Game	29.9	45.6
<b>PUNTS-Yards</b>	<b>76-3023</b>	<b>68-2837</b>
Average Per Punt	39.8	41.7
Net punt average	35.2	38.3
<b>KICKOFFS-Yards</b>	<b>65-3975</b>	<b>63-3831</b>
Average Per Kick	61.2	60.8
Net kick average	38.2	38.3
<b>TIME OF POSSESSION/Game</b>	<b>28:39</b>	<b>31:21</b>
<b>3RD-DOWN Conversions</b>	<b>83/211</b>	<b>75/205</b>
3rd-Down Pct	39%	37%
<b>4TH-DOWN Conversions</b>	<b>17/32</b>	<b>14/26</b>
4th-Down Pct	53%	54%
<b>SACKS BY-Yards</b>	<b>27-189</b>	<b>39-224</b>
<b>MISC YARDS</b>	<b>0</b>	<b>0</b>
<b>TOUCHDOWNS SCORED</b>	<b>45</b>	<b>34</b>
<b>FIELD GOALS-ATTEMPTS</b>	<b>8-12</b>	<b>18-26</b>
<b>ON-SIDE KICKS</b>	<b>0-1</b>	<b>0-2</b>
<b>RED-ZONE SCORES</b>	<b>(31-42) 74%</b>	<b>(41-56) 73%</b>
<b>RED-ZONE TOUCHDOWNS</b>	<b>(24-42) 57%</b>	<b>(27-56) 48%</b>
<b>PAT-ATTEMPTS</b>	<b>(42-43) 98%</b>	<b>(27-30) 90%</b>
<b>ATTENDANCE</b>	<b>243586</b>	<b>318678</b>
Games/Avg Per Game	7/34798	5/63736
Neutral Site Games		1/37918

### INDIVIDUAL OFFENSIVE STATISTICS

	G	Att	Gain	Loss	Net	Avg	TD	Long	Avg/G
<b>RUSHING</b>									
Jackson, Justin	13	298	1606	82	1524	5.1	15	68	117.2
Moten IV, John	13	57	353	13	340	6.0	2	43	26.2
Thorson, Clayton	13	97	312	214	98	1.0	5	42	7.5
Vault, Solomon	13	11	27	1	26	2.4	0	5	2.0
Anderson, Auston	4	7	24	2	22	3.1	0	9	5.5
Long, Warren	1	1	9	0	9	9.0	0	9	9.0
Alviti, Matt	4	4	12	9	3	0.8	0	7	0.8
Acker, Corey	8	4	2	4	-2	-0.5	0	2	-0.2
Hruby, Tom	1	3	1	3	-2	-0.7	0	1	-2.0
Roberts, Jelani	9	3	0	4	-4	-1.3	0	0	-0.4
TEAM	11	16	0	23	-23	-1.4	0	0	-2.1
<b>Total</b>	<b>13</b>	<b>501</b>	<b>2346</b>	<b>355</b>	<b>1991</b>	<b>4.0</b>	<b>22</b>	<b>68</b>	<b>153.2</b>
<b>Opponents</b>	<b>13</b>	<b>478</b>	<b>2177</b>	<b>368</b>	<b>1809</b>	<b>3.8</b>	<b>20</b>	<b>57</b>	<b>139.2</b>
<b>PASSING</b>	<b>G</b>	<b>Effic</b>	<b>Comp-Att-Int</b>	<b>Pct</b>	<b>Yds</b>	<b>TD</b>	<b>Lng</b>	<b>Avg/G</b>	
Thorson, Clayton	13	125.92	280-478-9	58.6	3182	22	58	244.8	
Mitchell, Jack	13	116.80	1-1-0	100.0	2	0	2	0.2	
Alviti, Matt	4	116.80	1-1-0	100.0	2	0	2	0.5	
Micucci, Matt	13	0.00	0-1-0	0.0	0	0	0	0.0	
TEAM	11	0.00	0-1-0	0.0	0	0	0	0.0	
Scanlan, Andrew	13	0.00	0-1-0	0.0	0	0	0	0.0	
<b>Total</b>	<b>13</b>	<b>125.10</b>	<b>282-483-9</b>	<b>58.4</b>	<b>3186</b>	<b>22</b>	<b>58</b>	<b>245.1</b>	
<b>Opponents</b>	<b>13</b>	<b>121.68</b>	<b>303-496-16</b>	<b>61.1</b>	<b>3448</b>	<b>13</b>	<b>86</b>	<b>265.2</b>	
<b>RECEIVING</b>	<b>G</b>	<b>No.</b>	<b>Yds</b>	<b>Avg</b>	<b>TD</b>	<b>Long</b>	<b>Avg/G</b>		
Carr, Austin	13	90	1247	13.9	12	58	95.9		
Nagel, Flynn	13	40	447	11.2	2	57	34.4		
Jackson, Justin	13	35	219	6.3	0	37	16.8		
Dickerson, Garrett	12	34	318	9.4	5	42	26.5		
Scanlan, Andrew	13	29	331	11.4	0	31	25.5		
Wilson, Macan	13	22	306	13.9	1	35	23.5		
Vault, Solomon	13	15	164	10.9	2	44	12.6		
Skowronek, Ben	13	8	70	8.8	0	14	5.4		
Green, Cameron	13	4	31	7.8	0	13	2.4		
Moten IV, John	13	3	44	14.7	0	20	3.4		
Fessler, Charlie	11	1	7	7.0	0	7	0.6		
Micucci, Matt	13	1	2	2.0	0	2	0.2		
<b>Total</b>	<b>13</b>	<b>282</b>	<b>3186</b>	<b>11.3</b>	<b>22</b>	<b>58</b>	<b>245.1</b>		
<b>Opponents</b>	<b>13</b>	<b>303</b>	<b>3448</b>	<b>11.4</b>	<b>13</b>	<b>86</b>	<b>265.2</b>		
<b>PUNT RETURNS</b>	<b>No.</b>	<b>Yds</b>	<b>Avg</b>	<b>TD</b>	<b>Long</b>				
Nagel, Flynn	20	132	6.6	0	47				
<b>Total</b>	<b>20</b>	<b>132</b>	<b>6.6</b>	<b>0</b>	<b>47</b>				
<b>Opponents</b>	<b>24</b>	<b>229</b>	<b>9.5</b>	<b>0</b>	<b>38</b>				



# INDIVIDUAL STATISTICS

Interceptions	No.	Yds.	Avg	TD	Long
Hartage, Montre	5	70	14.0	0	66
McGee, Jared	3	25	8.3	0	25
Queiro, Kyle	2	13	6.5	0	13
Igwebuike, Godwin	2	15	7.5	0	12
Williams, Trae	1	0	0.0	0	0
Walker, Jr. Anthony	1	17	17.0	0	17
Goens, Trent	1	23	23.0	0	23
McShepard, Marcus	1	0	0.0	0	0
<b>Totals</b>	<b>16</b>	<b>163</b>	<b>10.2</b>	<b>0</b>	<b>66</b>
<b>Opponents</b>	<b>9</b>	<b>93</b>	<b>10.3</b>	<b>1</b>	<b>50</b>

KICK RETURNS	No.	Yds	Avg	TD	Long
Vault, Solomon	23	560	24.3	1	95
Nagel, Flynn	5	98	19.6	0	27
Dickerson, Garrett	1	13	13.0	0	13
<b>Totals</b>	<b>29</b>	<b>671</b>	<b>23.1</b>	<b>1</b>	<b>95</b>
<b>Opponents</b>	<b>33</b>	<b>689</b>	<b>20.9</b>	<b>0</b>	<b>54</b>

FUMBLE RETURNS	No.	Yds	Avg	TD	Long
Igwebuike, Godwin	1	23	23.0	0	23
Walker, Jr. Anthony	1	11	11.0	0	11
<b>Totals</b>	<b>2</b>	<b>34</b>	<b>17.0</b>	<b>0</b>	<b>23</b>
<b>Opponents</b>	<b>1</b>	<b>22</b>	<b>22.0</b>	<b>0</b>	<b>22</b>

FIELD GOALS	FGM-FGA	Pct	01-19	20-29	30-39	40-49	50-99	Lg	Blk
Mitchell, Jack	8-12	66.7	1-1	3-4	3-5	1-2	0-0	40	0

FG SEQUENCE	Northwestern	OPPONENTS
Western Michigan	-	50,(47),(27),(30)
Illinois State	33	49,(33)
Duke	34,(40)	34
Nebraska	27	(23)
Iowa	(25)	(24)
Michigan State	(33)	(41),(35)
Indiana	(19)	(21),(30),53
Ohio State	(23),(33)	(35)
Wisconsin	-	35,(40),(28),51
Purdue	(23)	(26)
Minnesota	44	(19),(42),(30)
Illinois	-	52
Pitt	(37)	(46),43

PUNTING	No.	Yds	Avg	Long	TB	FC	I20	50+	Blkd
Niswander, Hunter	73	3015	41.3	62	6	20	20	11	2
TEAM	3	8	2.7	6	0	0	0	0	1
<b>Totals</b>	<b>76</b>	<b>3023</b>	<b>39.8</b>	<b>62</b>	<b>6</b>	<b>20</b>	<b>20</b>	<b>11</b>	<b>3</b>
<b>Opponents</b>	<b>68</b>	<b>2837</b>	<b>41.7</b>	<b>61</b>	<b>5</b>	<b>23</b>	<b>27</b>	<b>9</b>	<b>0</b>

KICKOFFS	No.	Yds	Avg	TB	OB	Retn	Net	YdLn
Mitchell, Jack	65	3975	61.2	32	1	689	38.2	26
<b>Totals</b>	<b>65</b>	<b>3975</b>	<b>61.2</b>	<b>32</b>	<b>1</b>	<b>689</b>	<b>38.2</b>	<b>26</b>
<b>Opponents</b>	<b>63</b>	<b>3831</b>	<b>60.8</b>	<b>30</b>	<b>4</b>	<b>671</b>	<b>38.3</b>	<b>26</b>

SCORING	TD	FGS	PATs				DXP	Saf	Pts
			Kick	Rush	Rcv	Pass			
Jackson, Justin	15	0-0	0-0	0-1	0	0-0	0	0	90
Carr, Austin	12	0-0	0-0	0-0	0	0-0	0	0	72
Mitchell, Jack	0	8-12	42-43	0-0	0	0-0	0	0	66
Thorson, Clayton	5	0-0	0-0	0-0	0	0-1	0	0	30
Dickerson, Garrett	5	0-0	0-0	0-0	0	0-0	0	0	30
Vault, Solomon	3	0-0	0-0	0-0	0	0-0	0	0	18
Nagel, Flynn	2	0-0	0-0	0-0	0	0-0	0	0	12
Moten IV, John	2	0-0	0-0	0-0	0	0-0	0	0	12
Wilson, Macan	1	0-0	0-0	0-0	0	0-0	0	0	6
Gaziano, Joe	0	0-0	0-0	0-0	0	0-0	0	1	2
<b>Totals</b>	<b>45</b>	<b>8-12</b>	<b>42-43</b>	<b>0-1</b>	<b>0</b>	<b>0-1</b>	<b>0</b>	<b>1</b>	<b>338</b>
<b>Opponents</b>	<b>34</b>	<b>18-26</b>	<b>27-30</b>	<b>1-1</b>	<b>0</b>	<b>0-3</b>	<b>0</b>	<b>1</b>	<b>289</b>

TOTAL OFFENSE	G	Plays	Rush	Pass	Total	Avg/G
Thorson, Clayton	13	575	98	3182	3280	252.3
Jackson, Justin	13	298	1524	0	1524	117.2
Moten IV, John	13	57	340	0	340	26.2
Vault, Solomon	13	11	26	0	26	2.0
Anderson, Auston	4	7	22	0	22	5.5
Long, Warren	1	1	9	0	9	9.0
Alviti, Matt	4	5	3	2	5	1.2
Mitchell, Jack	13	1	0	2	2	0.2
Acker, Corey	8	4	-2	0	-2	-0.2
Hruby, Tom	1	3	-2	0	-2	-2.0
Roberts, Jelani	9	3	-4	0	-4	-0.4
TEAM	11	17	-23	0	-23	-2.1
<b>Totals</b>	<b>13</b>	<b>984</b>	<b>1991</b>	<b>3186</b>	<b>5177</b>	<b>398.2</b>
<b>Opponents</b>	<b>13</b>	<b>974</b>	<b>1809</b>	<b>3448</b>	<b>5257</b>	<b>404.4</b>

ALL PURPOSE	G	Rush	Rec	PR	KOR	IR	Tot	Avg/G
Jackson, Justin	13	1524	219	0	0	0	1743	134.1
Carr, Austin	13	0	1247	0	0	0	1247	95.9
Vault, Solomon	13	26	164	0	560	0	750	57.7
Nagel, Flynn	13	0	447	132	98	0	677	52.1
Moten IV, John	13	340	44	0	0	0	384	29.5
Dickerson, Garrett	12	0	318	0	13	0	331	27.6
Scanlan, Andrew	13	0	331	0	0	0	331	25.5
Wilson, Macan	13	0	306	0	0	0	306	23.5
Thorson, Clayton	13	98	0	0	0	0	98	7.5
Hartage, Montre	13	0	0	0	0	70	70	5.4
Skowronek, Ben	13	0	70	0	0	0	70	5.4
Green, Cameron	13	0	31	0	0	0	31	2.4
McGee, Jared	13	0	0	0	0	25	25	1.9
Goens, Trent	9	0	0	0	0	23	23	2.6
Anderson, Auston	4	22	0	0	0	0	22	5.5
Walker, Jr. Anthony	13	0	0	0	0	17	17	1.3
Igwebuike, Godwin	13	0	0	0	0	15	15	1.2
Queiro, Kyle	11	0	0	0	0	13	13	1.2
Long, Warren	1	9	0	0	0	0	9	9.0
Fessler, Charlie	11	0	7	0	0	0	7	0.6
Alviti, Matt	4	3	0	0	0	0	3	0.8
Micucci, Matt	13	0	2	0	0	0	2	0.2
Acker, Corey	8	-2	0	0	0	0	-2	-0.2
Hruby, Tom	1	-2	0	0	0	0	-2	-2.0
Roberts, Jelani	9	-4	0	0	0	0	-4	-0.4
TEAM	11	-23	0	0	0	0	-23	-2.1
<b>Totals</b>	<b>13</b>	<b>1991</b>	<b>3186</b>	<b>132</b>	<b>671</b>	<b>163</b>	<b>6143</b>	<b>472.5</b>
<b>Opponents</b>	<b>13</b>	<b>1809</b>	<b>3448</b>	<b>229</b>	<b>689</b>	<b>93</b>	<b>6268</b>	<b>482.2</b>

Northwestern Athletics | 2017 Wildcats | 2016 Season Review | Wildcats History | Record Book | Opponent Information | Media Information



### INDIVIDUAL OFFENSE GAME-BY-GAME STATISTICS

RUSHING	No-Yds/TD	WMU	ILL. ST	DUKE	NEB	IOWA	MSU	IND	OSU	WIS	PUR	MINN	ILL	PITT
Jackson, Justin	298-1524/15	23-124/3	12-42/0	28-94/0	20-79/0	26-171/1	34-188/2	28-94/0	17-76/0	13-42/0	22-127/2	22-90/1	21-173/3	32-224/3
Moten IV, John	57-340/2	-	1-2/0	1-3/0	1-11/0	3-10/0	8-12/0	4-18/0	5-26/0	-	16-119/0	1-0/0	14-128/2	3-11/0
Thorson, C.	97-98/5	5--8/0	12-30/0	7--24/0	10-43/1	9-11/1	5-12/1	8-22/0	6-44/1	6--3/0	1-2/1	9--26/0	7--21/0	12-16/0
Vault, Solomon	11-26/0	1--1/0	1-1/0	3-11/0	1-4/0	2-8/0	1-1/0	2-2/0	-	-	-	-	-	-
Anderson, A.	7-22/0	DNP	4-8/0	1-9/0	DNP	DNP	DNP	DNP	DNP	DNP	DNP	DNP	2-5/0	DNP
Long, Warren	1-9/0	1-9/0	DNP	DNP	DNP	DNP	DNP	DNP	DNP	DNP	DNP	DNP	DNP	DNP
Alviti, Matt	4-3/0	DNP	1-3/0	DNP	DNP	DNP	DNP	1--9/0	1-2/0	DNP	1-7/0	DNP	DNP	DNP
Acker, Corey	4--2/0	DNP	DNP	-	DNP	DNP	DNP	-	-	-	1-2/0	-	3--4/0	-
Hruby, Tom	3--2/0	DNP	DNP	DNP	DNP	DNP	DNP	DNP	DNP	DNP	3--2/0	DNP	DNP	DNP
Roberts, Jelani	3--4/0	DNP	-	2--3/0	-	DNP	DNP	-	-	-	-	-	DNP	1--1/0
TEAM	16--23/0	1--1/0	DNP	2--4/0	-	2--2/0	3--4/0	1--4/0	-	DNP	2--2/0	1--1/0	2--3/0	2--2/0

RECEIVING	No-Yds/TD	WMU	ILL. ST	DUKE	NEB	IOWA	MSU	IND	OSU	WIS	PUR	MINN	ILL	PITT
Carr, Austin	90-1247/12	5-75/0	7-73/1	6-135/1	8-109/1	6-73/3	11-130/2	7-125/1	8-158/0	12-132/1	5-92/2	5-68/0	4-26/0	6-51/0
Nagel, Flynn	40-447/2	-	4-44/0	1-33/0	5-48/0	1-6/0	5-81/1	6-40/0	-	4-37/0	2-30/0	6-65/1	3-37/0	3-26/0
Scanlan, Andrew	29-331/0	2-19/0	1-5/0	1-8/0	1-8/0	1-18/0	2-32/0	2-23/0	-	5-46/0	5-78/0	4-54/0	1-5/0	4-35/0
Dickerson, G.	34-318/5	3-23/0	1-17/0	4-42/1	1-14/0	1-8/0	1-5/0	DNP	8-43/1	2-30/0	2-44/1	3-14/0	3-32/1	5-46/1
Wilson, Macan	22-306/1	1-12/0	1-34/0	3-57/0	1-11/0	1-15/0	2-15/0	1-32/1	1-7/0	3-16/0	4-46/0	1-14/0	-	3-47/0
Jackson, Justin	35-219/0	2-47/0	1-5/0	1--3/0	3-18/0	3-13/0	4-10/0	5-34/0	3-21/0	1-1/0	1-8/0	8-51/0	1-5/0	2-9/0
Vault, Solomon	15-164/2	2-20/0	1-6/0	2-48/1	2-17/0	1-0/0	2-8/0	2-28/1	-	1-15/0	1-6/0	-	1-16/0	-
Skowronek, Ben	8-70/0	-	1-7/0	-	1-8/0	2-11/0	-	-	1-6/0	-	2-28/0	1-10/0	-	-
Moten IV, John	3-44/0	-	-	-	1-9/0	1-15/0	-	-	-	-	1-20/0	-	-	-
Green, Cameron	4-31/0	-	-	-	-	1-5/0	-	1-3/0	2-23/0	-	-	-	-	-
Fessler, C.	1-7/0	-	-	-	1-7/0	-	DNP	-	-	-	-	-	-	DNP
Micucci, Matt	1-2/0	-	-	-	1-2/0	-	-	-	-	-	-	-	-	-

#### PASSING

Clayton Thorson	Att.	Comp	Int	Pct	Yards	TD	Long	Sack	Yds	Effic	Jack Mitchell	Att	Comp	Int	Pct	Yards	TD	Long	Sack	Yds	Effic
Western Michigan	22	15	0	68.2	196	0	37	3	16	143.0	Nebraska	1	1	0	100.0	2	0	2	0	0	116.8
Illinois State	41	17	0	41.5	191	1	34	3	13	88.6	<b>TOTALS</b>	<b>1</b>	<b>1</b>	<b>0</b>	<b>100.0</b>	<b>2</b>	<b>0</b>	<b>2</b>	<b>0</b>	<b>0</b>	<b>116.8</b>
Duke	39	18	2	46.2	320	3	58	5	28	130.2	<b>Matt Alviti</b>	<b>Att</b>	<b>Comp</b>	<b>Int</b>	<b>Pct</b>	<b>Yards</b>	<b>TD</b>	<b>Long</b>	<b>Sack</b>	<b>Yds</b>	<b>Effic</b>
Nebraska	37	24	2	64.9	249	1	24	4	17	119.5	Ohio State	1	1	0	100.0	2	0	2	0	0	116.8
Iowa	30	18	0	60.0	164	3	25	1	8	138.9	<b>TOTALS</b>	<b>1</b>	<b>1</b>	<b>0</b>	<b>100.0</b>	<b>2</b>	<b>0</b>	<b>2</b>	<b>1</b>	<b>9</b>	<b>116.8</b>
Michigan State	35	27	1	77.1	281	3	57	1	8	167.2	<b>Andrew Scanlan</b>	<b>Att</b>	<b>Comp</b>	<b>Int</b>	<b>Pct</b>	<b>Yards</b>	<b>TD</b>	<b>Long</b>	<b>Sack</b>	<b>Yds</b>	<b>Effic</b>
Indiana	43	24	0	55.8	285	3	36	2	12	134.5	Ohio State	1	0	0	0.0	0	0	0	0	0	0.0
Ohio State	42	22	1	52.4	256	1	35	1	8	106.7	<b>TOTALS</b>	<b>1</b>	<b>0</b>	<b>0</b>	<b>0.0</b>	<b>0</b>	<b>0</b>	<b>0</b>	<b>0</b>	<b>0</b>	<b>0.0</b>
Wisconsin	52	28	0	53.8	277	1	32	2	15	104.9	<b>Matt Micucci</b>	<b>Att</b>	<b>Comp</b>	<b>Int</b>	<b>Pct</b>	<b>Yards</b>	<b>TD</b>	<b>Long</b>	<b>Sack</b>	<b>Yds</b>	<b>Effic</b>
Purdue	36	23	2	63.9	352	3	42	0	0	162.4	Indiana	1	0	0	0.0	0	0	0	0	0	0.0
Minnesota	45	28	0	62.2	276	1	25	7	37	121.1	<b>TOTALS</b>	<b>1</b>	<b>0</b>	<b>0</b>	<b>0.0</b>	<b>0</b>	<b>0</b>	<b>0</b>	<b>0</b>	<b>0</b>	<b>0.0</b>
Illinois	20	13	0	65.0	121	1	16	5	33	132.3											
Pitt	36	23	1	63.9	214	1	32	4	20	117.4											
<b>TOTALS</b>	<b>478</b>	<b>280</b>	<b>9</b>	<b>58.6</b>	<b>3182</b>	<b>22</b>	<b>58</b>	<b>38</b>	<b>215</b>	<b>125.9</b>	<b>TOTALS</b>	<b>1</b>	<b>0</b>	<b>0</b>	<b>0.0</b>	<b>0</b>	<b>0</b>	<b>0</b>	<b>0</b>	<b>0</b>	<b>0.0</b>

PUNT RETURNS	No-Yds	WMU	ILL. ST.	DUKE	NEB	IOWA	MSU	IND	OSU	WIS	PUR	MINN	ILL	Pitt
Nagel, Flynn	20-132	-	1--2	5-44	1-5	1-47	3-12	3-13	-	1-1	1--2	1-5	2-9	1-0

KICK RETURNS	No-Yds	WMU	ILL. ST	DUKE	NEB	IOWA	MSU	IND	OSU	WIS	PUR	MINN	ILL	Pitt
Vault, Solomon	23-560	4-115	1-30	2-26	2-57	-	1-95	4-91	1-12	-	2-32	3-55	-	3-47
Nagel, Flynn	5-98	-	-	-	1-27	-	1-24	-	-	1-17	2-30	-	-	-
Dickerson, G.	1-13	-	-	-	-	-	1-13	DNP	-	-	-	-	-	-



# INDIVIDUAL DEFENSIVE STATISTICS

Defensive Leaders	GP	-----Tackles-----			TFL-Yds	-Sacks-		---Pass Def---		QBH	-Fumbles-		Blkd Kick	Saf
		Solo	Ast	Total		No-Yards	Int-Yds	BrUp	Rcv-Yds		FF			
Igwebuike, Godwin	13	78	30	108	6.0-11	.	2-15	7	.	1-23	1	.	.	
Walker, Jr. Anthony	13	62	43	105	10.0-48	2.0-13	1-17	5	6	2-11	4	.	.	
Hall, Nate	13	43	30	73	6.0-16	.	.	2	2	.	.	.	.	
Prater, Jaylen	8	31	30	61	2.0-3	.	.	1	1	.	.	.	.	
Hartage, Montre	13	48	12	60	.	.	5-70	9	.	.	.	.	.	
Queiro, Kyle	11	32	21	53	3.5-7	.	2-13	6	.	1-0	.	.	.	
Jones, Joseph	13	26	20	46	4.5-19	2.0-13	.	2	.	1-0	.	.	.	
Williams, Trae	11	33	9	42	1.0-1	.	1-0	7	.	1-0	.	.	.	
Washington, Xavier	12	20	18	38	7.5-45	4.5-39	.	.	4	.	.	.	.	
Walsh, Brett	13	21	16	37	2.0-8	1.0-8	.	.	.	.	.	.	.	
McGee, Jared	13	26	10	36	1.5-2	.	3-25	3	.	.	.	.	.	
Robbins, C.J.	13	21	8	29	5.5-26	3.0-19	.	1	.	.	2	.	.	
Lancaster, Tyler	13	14	14	28	3.5-6	.	.	.	1	1-0	.	.	.	
McShepard, Marcus	13	22	6	28	.	.	1-0	4	.	.	.	.	.	
Gaziano, Joe	12	15	9	24	6.5-47	4.5-27	.	2	4	1-0	.	.	1	
Odenigbo, Ifeadi	13	16	6	22	12.0-73	10.0-70	.	.	6	.	2	.	.	
Thompson, Jordan	12	8	12	20	2.0-10	.	.	1	.	.	.	.	.	
Wyatt, Fred	13	9	8	17	1.5-1	.	.	1	.	.	.	.	.	
Fox, Nathan	13	7	5	12	0.5-0	.	.	.	1	.	.	.	.	
Miller, Alex	13	7	5	12	.	.	.	1	1	.	.	.	.	
Mayo, Alonzo	5	5	5	10	0.5-1	.	.	1	.	.	.	.	.	
Kuhar, Greg	5	3	4	7	.	.	.	.	.	.	.	.	.	
Harris, Matthew	2	5	2	7	.	.	.	.	.	.	.	.	.	
Goens, Trent	9	3	2	5	1.0-4	.	1-23	.	.	.	.	.	.	
Westphal, Parrker	10	2	3	5	.	.	.	.	.	.	.	.	.	
Acker, Corey	8	4	.	4	.	.	.	.	.	.	.	.	.	
Roberts, Josh	5	3	1	4	.	.	.	.	.	.	.	.	.	
Jackson, Justin	13	1	2	3	.	.	.	.	.	.	.	.	.	
Reese, Steven	9	1	2	3	.	.	.	.	.	.	.	.	.	
Bergin, Joe	2	2	1	3	.	.	.	.	.	.	.	.	.	
Fitzpatrick, Chris	13	1	1	2	.	.	.	.	.	.	.	.	.	
Campbell, Roderick	9	1	1	2	.	.	.	1	.	.	.	.	.	
Queiro, Cameron	2	2	.	2	.	.	.	.	.	.	.	.	.	
Green, Cameron	13	1	.	1	.	.	.	.	.	.	.	.	.	
Doles, Tommy	13	1	.	1	.	.	.	.	.	.	.	.	.	
Niswander, Hunter	13	1	.	1	.	.	.	.	.	.	.	.	.	
Roberts, Jelani	9	1	.	1	.	.	.	.	.	.	.	.	.	
Butler, J.B.	12	1	.	1	.	.	.	.	.	.	1	.	.	
Fessler, Charlie	11	1	.	1	.	.	.	.	.	.	.	.	.	
Odell, Tommy	2	.	1	1	.	.	.	.	.	.	.	.	.	
TEAM	11	.	.	.	.	.	.	.	.	1-0	.	.	.	
<b>Total.....</b>	<b>13</b>	<b>578</b>	<b>337</b>	<b>915</b>	<b>77-328</b>	<b>27-189</b>	<b>16-163</b>	<b>54</b>	<b>26</b>	<b>9-34</b>	<b>10</b>	<b>.</b>	<b>1</b>	
<b>Opponents.....</b>	<b>13</b>	<b>560</b>	<b>322</b>	<b>882</b>	<b>95.0-341</b>	<b>39-224</b>	<b>9-93</b>	<b>63</b>	<b>48</b>	<b>7-22</b>	<b>7</b>	<b>3</b>	<b>1</b>	

\*Total team TFL (team stops behind line of scrimmage; not total number of individual TFL)

Northwestern Athletics | 2017 Wildcats | 2016 Season Review | Wildcats History | Record Book | Opponent Information | Media Information



## INDIVIDUAL DEFENSE GAME-BY-GAME STATISTICS

TOTAL TACKLES	UA-A	TOT	WMU	ILL. ST	DUUKE	NEB	IOWA	MSU	IND	OSU	WIS	PUR	MINN	ILL	PITT
Igwebuike, Godwin	78-30	108	9-3	3-1	4-2	13-2	5-2	6-3	6-2	4-4	9-1	8-0	3-5	5-1	3-4
Walker, Jr. Anthony	62-43	105	5-2	4-3	4-1	2-2	5-5	4-3	10-1	1-7	5-4	7-5	5-4	6-3	4-3
Hall, Nate	43-30	73	4-1	6-1	3-0	2-3	1-3	2-0	2-2	3-4	5-1	3-4	4-4	6-2	2-5
Prater, Jaylen	31-30	61	9-9	5-2	3-2	1-7	5-3	2-3	6-1	0-3	DNP	DNP	DNP	DNP	DNP
Hartage, Montre	48-12	60	6-1	9-0	4-0	3-1	3-0	1-1	7-2	3-1	2-1	1-0	1-2	6-1	2-2
Queiro, Kyle	32-21	53	3-3	3-1	DNP	DNP	3-1	3-4	4-1	3-5	3-0	0-1	5-4	3-0	2-1
Jones, Joseph	26-20	46	2-2	4-2	2-3	0-3	3-2	0-2	3-0	0-1	6-2	0-1	2-1	2-0	2-1
Williams, Trae	33-9	42	-	1-0	7-0	6-0	3-1	1-1	DNP	DNP	5-2	2-0	0-2	3-0	5-3
Washington, Xavier	20-18	38	1-2	2-0	4-1	1-2	4-1	DNP	0-2	2-2	1-4	2-1	1-2	1-0	1-1
Walsh, Brett	21-16	37	1-0	-	-	0-1	-	-	-	3-2	6-2	6-3	4-4	1-1	0-3
McGee, Jared	26-10	36	0-1	-	5-4	7-3	1-0	1-1	2-0	3-0	1-0	2-0	3-1	-	1-0
Robbins, C.J.	21-8	29	-	4-1	-	1-2	4-1	0-2	1-0	3-0	0-1	1-0	1-1	3-0	3-0
Lancaster, Tyler	14-14	28	-	2-0	1-0	3-3	-	0-2	-	2-3	5-3	0-1	0-1	-	1-1
McShepard, Marcus	22-6	28	-	1-0	-	-	-	-	7-0	5-3	1-0	1-0	3-2	4-1	-
Gaziano, Joe	15-9	24	1-2	1-0	2-1	1-1	-	3-1	1-0	1-1	2-0	2-0	DNP	-	1-3
Odenigbo, Ifeadi	16-6	22	2-2	1-0	0-1	0-1	4-1	3-1	3-0	-	1-0	-	1-0	1-0	-
Thompson, Jordan	8-12	20	DNP	-	0-3	-	1-2	1-1	-	0-2	4-1	1-0	1-2	-	0-1
Wyatt, Fred	9-8	17	2-2	0-1	1-0	0-1	-	0-2	3-0	-	-	3-0	0-1	0-1	-
Fox, Nathan	7-5	12	1-0	-	2-0	0-1	-	0-1	0-1	1-0	-	1-1	-	2-0	0-1
Miller, Alex	7-5	12	1-1	1-0	-	-	-	0-1	-	0-1	-	2-1	-	3-0	0-1
Mayo, Alonzo	5-5	10	1-1	-	DNP	DNP	3-2	0-2	1-0	DNP	DNP	DNP	DNP	DNP	DNP
Kuhar, Greg	3-4	7	1-0	-	1-3	1-1	-	DNP	DNP	DNP	DNP	DNP	DNP	DNP	DNP
Harris, Matthew	5-2	7	3-2	2-0	DNP	DNP	DNP	DNP	DNP	DNP	DNP	DNP	DNP	DNP	DNP
Goens, Trent	3-2	5	-	2-0	DNP	DNP	DNP	1-2	-	DNP	-	-	-	-	-
Westphal, Parrker	2-3	5	-	-	2-1	-	0-1	0-1	-	-	-	DNP	DNP	DNP	-
Acker, Corey	4-0	4	DNP	DNP	-	DNP	DNP	DNP	-	-	1-0	-	-	2-0	1-0
Roberts, Josh	3-1	4	DNP	DNP	DNP	DNP	DNP	DNP	1-0	-	-	2-1	DNP	DNP	-
Jackson, Justin	1-2	3	-	-	-	-	-	-	-	-	-	-	-	-	1-2
Reese, Steven	1-2	3	DNP	DNP	DNP	-	0-1	0-1	-	-	-	-	-	1-0	DNP
Bergin, Joe	2-1	3	DNP	DNP	DNP	DNP	DNP	DNP	DNP	DNP	DNP	1-0	DNP	DNP	1-1
Fitzpatrick, Chris	1-1	2	-	-	-	-	-	0-1	1-0	-	-	-	-	-	-
Campbell, Roderick	1-1	2	-	-	-	-	-	-	-	0-1	DNP	1-0	DNP	DNP	DNP
Queiro, Cameron	2-0	2	DNP	DNP	DNP	1-0	1-0	DNP	DNP	DNP	DNP	DNP	DNP	DNP	DNP
Green, Cameron	1-0	1	-	-	-	-	-	-	-	-	-	1-0	-	-	-
Doles, Tommy	1-0	1	-	-	-	-	-	-	-	-	-	-	-	1-0	-
Niswander, Hunter	1-0	1	-	-	-	-	1-0	-	-	-	-	-	-	-	-
Roberts, Jelani	1-0	1	DNP	-	1-0	-	DNP	DNP	-	-	-	-	-	DNP	-
Butler, J.B.	1-0	1	DNP	-	-	-	-	-	-	-	-	-	-	1-0	-
Fessler, Charlie	1-0	1	-	-	-	-	1-0	DNP	-	-	-	-	-	-	DNP
Odell, Tommy	0-1	1	DNP	DNP	DNP	DNP	DNP	DNP	DNP	DNP	DNP	0-1	DNP	DNP	-
TACKLES FOR LOSS	UA-A	TOT	WMU	ILL. ST	DUKE	NEB	IOWA	MSU	IND	OSU	WIS	PUR	MINN	ILL	PITT
Odenigbo, Ifeadi	12-0	12.0	-	1.0-8	-	-	4.0-24	2.0-20	2.0-10	-	1.0-2	-	1.0-4	1.0-5	-
Walker, Jr. Anthony	7-6	10.0	-	0.5-1	2.0-9	-	-	1.0-7	2.0-7	-	0.5-1	-	2.0-12	2.0-11	-
Washington, Xavier	6-3	7.5	-	-	1.0-7	-	2.0-10	DNP	-	0.5-0	0.5-0	1.0-6	1.0-4	1.0-9	0.5-9
Gaziano, Joe	6-1	6.5	-	-	1.0-9	1.0-11	-	1.0-7	1.0-6	-	-	2.0-5	DNP	-	0.5-9
Hall, Nate	5-2	6.0	-	1.5-3	1.0-6	-	-	1.0-1	1.0-2	1.0-4	-	-	-	0.5-0	-
Igwebuike, Godwin	5-2	6.0	2.0-2	-	-	2.0-3	-	-	-	1.5-2	-	-	-	-	0.5-4
Robbins, C.J.	5-1	5.5	-	2.0-5	-	0.5-1	1.0-4	-	-	1.0-6	-	-	-	1.0-10	-
Jones, Joseph	4-1	4.5	-	1.0-3	-	-	1.5-10	-	-	-	1.0-1	-	-	-	1.0-5
Queiro, Kyle	3-1	3.5	-	-	DNP	DNP	-	-	-	-	1.0-2	-	2.5-5	-	-
Lancaster, Tyler	3-1	3.5	-	1.0-1	-	0.5-0	-	-	-	-	2.0-5	-	-	-	-
Thompson, Jordan	1-2	2.0	DNP	-	-	-	-	-	-	-	1.0-1	-	0.5-5	-	0.5-4
Prater, Jaylen	1-2	2.0	0.5-1	-	-	0.5-1	-	1.0-1	-	-	DNP	DNP	DNP	DNP	DNP
Walsh, Brett	1-2	2.0	1.0-8	-	-	0.5-0	-	-	-	-	-	-	-	0.5-0	-
Wyatt, Fred	1-1	1.5	0.5-0	-	-	-	-	-	-	-	-	1.0-1	-	-	-
McGee, Jared	1-1	1.5	-	-	-	0.5-1	-	-	-	-	-	1.0-1	-	-	-
Williams, Trae	1-0	1.0	-	-	-	-	-	-	DNP	DNP	1.0-1	-	-	-	-
Goens, Trent	1-0	1.0	-	1.0-4	DNP	DNP	DNP	-	-	DNP	-	-	-	-	-
Fox, Nathan	0-1	0.5	-	-	-	0.5-0	-	-	-	-	-	-	-	-	-
Mayo, Alonzo	0-1	0.5	-	-	DNP	DNP	0.5-1	-	-	DNP	DNP	DNP	DNP	DNP	DNP



### INDIVIDUAL DEFENSE GAME-BY-GAME STATISTICS

SACKS	UA-A	TOT	WMU	ILS	DU	NEB	IOWA	MSU	IND	OSU	WIS	PUR	MINN	ILL	PITT
Odenigbo, Ifeadi	10-0	10.0	-	1.0-8	-	-	4.0-24	2.0-20	1.0-9	-	-	-	1.0-4	1.0-5	-
Washington, Xavier	4-1	4.5	-	-	1.0-7	-	1.0-8	DNP	-	-	-	1.0-6	-	1.0-9	0.5-9
Gaziano, Joe	4-1	4.5	-	-	-	-	-	1.0-7	1.0-6	-	-	2.0-5	DNP	-	0.5-9
Robbins, C.J.	3-0	3.0	-	1.0-3	-	-	-	-	-	1.0-6	-	-	-	1.0-10	-
Jones, Joseph	2-0	2.0	-	1.0-3	-	-	1.0-10	-	-	-	-	-	-	-	-
Walker, Jr. Anthony	2-0	2.0	-	-	1.0-6	-	-	1.0-7	-	-	-	-	-	-	-
Walsh, Brett	1-0	1.0	1.0-8	-	-	-	-	-	-	-	-	-	-	-	-

INT. RETURNS	No-Yds	WMU	ILL. ST	DUKE	NEB	IOWA	MSU	IND	OSU	WIS	PUR	MINN	ILL	PITT
Hartage, Montre	5-70	-	1-0	-	-	-	-	1-0	-	-	2-4	-	1-66	-
McGee, Jared	3-25	-	1-25	-	-	-	1-0	-	-	-	-	-	-	1-0
Igwebuike, Godwin	2-15	-	-	1-3	-	-	-	-	-	-	-	-	-	1-12
Queiro, Kyle	2-13	-	-	DNP	DNP	-	-	1-0	-	-	-	-	-	1-13
Walker, Jr. Anthony	1-17	-	-	-	-	-	-	-	-	-	1-17	-	-	-
McShepard, Marcus	1-0	-	-	-	-	-	-	-	-	-	-	1-0	-	-
Williams, Trae	1-0	-	-	-	-	1-0	-	DNP	DNP	-	-	-	-	-
Goens, Trent	1-23	-	-	DNP	DNP	DNP	-	-	DNP	-	1-23	-	-	-

FUMBLES	No-Lost	WMU	ILL. ST	DUKE	NEB	IOWA	MSU	IND	OSU	WIS	PUR	MINN	ILL	PITT
Thorson, Clayton	7-6	1-1	1-0	-	-	-	-	-	-	1-1	-	2-2	1-1	1-1
Jackson, Justin	1-1	-	-	-	-	1-1	-	-	-	-	-	-	-	-
Hruby, Tom	1-0	DNP	DNP	DNP	DNP	DNP	DNP	DNP	DNP	DNP	1-0	DNP	DNP	DNP

FUMBLES FORCED	Number	WMU	ILL. ST	DUKE	NEB	IOWA	MSU	IND	OSU	WIS	PUR	MINN	ILL	PITT
Walker, Jr. Anthony	4	-	-	1	-	-	-	-	-	-	-	1	1	1
Odenigbo, Ifeadi	2	-	-	-	-	1	1	-	-	-	-	-	-	-
Robbins, C.J.	2	-	-	-	-	1	-	-	-	-	-	-	1	-
Igwebuike, Godwin	1	-	-	-	1	-	-	-	-	-	-	-	-	-
Butler, J.B.	1	DNP	-	-	-	-	-	-	-	-	-	-	1	-

FUMBLES RECOVERED	Number	WMU	ILL. ST	DUKE	NEB	IOWA	MSU	IND	OSU	WIS	PUR	MINN	ILL	PITT
Walker, Jr. Anthony	2	-	-	1	-	-	-	-	-	-	-	1	-	-
Jones, Joseph	1	-	-	-	1	-	-	-	-	-	-	-	-	-
Lancaster, Tyler	1	-	-	-	-	-	-	-	-	-	-	-	-	1
Williams, Trae	1	-	-	-	-	-	-	DNP	DNP	-	-	-	1	-
Queiro, Kyle	1	-	-	DNP	DNP	-	-	-	-	-	-	-	1	-
Gaziano, Joe	1	-	-	-	-	-	1	-	-	-	-	DNP	-	-
Igwebuike, Godwin	1	-	-	-	-	-	-	-	-	-	-	-	1	-
TEAM	1	-	DNP	-	1	-	-	-	-	DNP	-	-	-	-

FUMBLE RETURNS	No-Yds	WMU	ILL. ST	DUKE	NEB	IOWA	MSU	IND	OSU	WIS	PUR	MINN	ILL	PITT
Igwebuike, Godwin	1-23	-	-	-	-	-	-	-	-	-	-	-	1-23	-
Walker, Jr. Anthony	1-11	-	-	1-11	-	-	-	-	-	-	-	-	-	-

Northwestern Athletics

2017 Wildcats

2016 Season Review

Wildcats History

Record Book

Opponent Information

Media Information



### TEAM COMPARISON

OPPONENT	SCORE	1ST DNS (RUN/PASS/PEN)	RUSHING	PASSING	PASS YDS	TOTAL OFFENSE	RET YDS	T/O
W. Michigan	21-22	15/27(7/15, 8/12, 0/0)	31-123/48-198	15-22-0/26-36-0	196/218	53-319/84-416	115/13	1/0
Illinois State	7-9	16/25(4/8, 10/15, 2/2)	31-86/30-85	17-41-0/30-41-2	191/287	72-277/71-372	53/23	0/2
Duke	24-13	22/23 (7/7, 11/15, 4/1)	44-86/34-117	18-39-2/27-49-1	320/279	83-406/83-396	84/45	2/2
Nebraska	13-24	23/26 (9/12, 12/12, 2/2)	32-137/47-310	25-38-2/18-29-0	251/246	70-388/76-556	89/21	2/2
Iowa	38-31	20/15 (8/6, 9/9, 3/0)	42-198/41-79	18-30-0/19-27-1	164/204	72-362/68-283	47/254	1/1
Michigan State	54-40	26/18 (13/3, 12/15, 1/0)	51-209/23-51	27-35-1/27-42-1	281/424	86-490/65-475	144/144	1/2
Indiana	24-14	26/23 (8/6, 16/14, 2/3)	44-123/27-84	24-44-0/35-59-2	285/317	88-408/86-401	104/59	0/2
Ohio State	20-24	21/23 (6/13, 15/10, 0/0)	29-148/41-208	23-44-1/21-32-0	258/223	73-406/73-431	12/27	1/0
Wisconsin	7-21	14/20 (2/11, 12/8, 0/1)	19-39/57-190	28-52-0/13-22-0	277/143	71-316/79-333	18/60	1/0
Purdue	45-17	28/22 (14/9, 14/13, 0/0)	46-253/32-130	23-37-2/29-51-4	352/264	83-605/83-394	104/160	2/4
Minnesota	12-29	21/15 (6/8, 13/7, 2/0)	33-63/40-131	28-45-0/14-25-1	276/197	78-339/65-328	60/65	2/2
Illinois	42-21	22/25 (10/6, 9/18, 3/1)	49-278/26-57	13-20-0/28-54-1	121/377	69-399/80-434	98/110	1/4
Pittsburgh	31-24	27/18, 10/9, 15/8, 2/1)	50-248/32-169	23-36-1/16-29-3	214/269	86-462/61-438	72/52	2/4
<b>Totals</b>	<b>338-289</b>	<b>281/280 (104/113, 156/156, 21/11)</b>	<b>501-1991/478-1809</b>	<b>282-483-9/303-496-16</b>	<b>3186/3448</b>	<b>984-5177/974-5257</b>	<b>1000/1033</b>	<b>16/25</b>

	3RD DOWN	4TH DOWN	TIME OF POSS	MARGIN	YDS/RUSH	YDS/PASS	YDS/PLAY	PUNTING	PENALTIES
W. Michigan	4-10/7-17	2-3/4-4	20:56/39:04	-18:08	4.0/4.1	8.9/6.1	6.0/5.0	3-51.0/2-43.5	2-20/3-30
Illinois State	5-18/3-13	3-4/1-1	25:42/34:18	-8:36	2.8/2.8	4.7/7.0	3.8/5.2	7-45.3/6-48.5	6-70/9-89
Duke	8-19/5-17	0-0/1-3	32:53/27:07	5:46	2.0/3.4	8.2/5.7	4.9/4.8	8-42.9/8-46.0	5-37/7-62
Nebraska	5-14/7-14	0-2/1-1	24:37/35:23	-10:46	4.3/6.6	6.6/8.5	5.5/7.3	6-40.5/5-38.6	4-36/4-60
Iowa	6-16/6-16	2-2/0-0	28:21/31:39	-3:18	4.7/1.9	5.5/7.6	5.0/4.2	7-43.9/8-40.1	1-5/6-70
Michigan State	10-19/5-16	1-1/0-1	35:34/24:26	11:08	4.1/2.2	8.0/10.1	5.7/7.3	6-35.7/5-46.2	4-25/5-34
Indiana	5-17/5-19	1-3/3-6	31:08/28:52	2:16	2.8/3.1	6.5/5.4	4.6/4.7	9-35.9/5-45.4	6-43/5-53
Ohio State	8-16/10-17	2-2/0-0	27:20/32:40	-5:20	5.1/5.1	5.9/7.0	5.6/5.9	4-39.2/5-36.6	2-20/2-10
Wisconsin	5-18/7-19	1-4/0-1	19:35/40:25	-20:50	2.1/3.3	5.3/6.5	4.5/4.2	8-39.8/7-37.3	5-28/1-10
Purdue	10-16/6-16	0-2/2-4	30:46/29:14	1:32	5.5/4.1	9.5/5.2	7.3/4.7	2-29.5/4-36.5	0-0/2-15
Minnesota	2-15/4-13	1-4/0-0	30:35/29:25	1:10	1.9/3.3	6.1/7.9	4.3/5.0	6-36.2/6-40.3	3-20/6-50
Illinois	6-14/4-15	0-1/2-3	29:32/30:28	-0:56	5.7/2.2	6.1/7.0	5.8/5.4	6-41.7/6-41.0	5-50/6-60
Pittsburgh	9-19/6-13	4-4/0-2	35:22/24:38	10:44	5.0/5.3	5.9/9.3	5.4/7.2	4-30.5/1-41.0	4-35/5-50

### RED ZONE CHART

#### Northwestern Inside Opponent's Red Zone

Opponent	Score	Times			Total			Failed to score inside RZ						
		In RZ	Times Scored	Total Pts	Total TDs	Total TDs	TDs	FG	FGA	Downs	Int	Fumb	Half	Game
Western Michigan	L, 21-22	3	2	14	2	2	0	0	0	0	0	1	0	0
Illinois State	L, 7-9	2	1	7	1	0	1	0	1	0	0	0	0	0
Duke	W, 24-13	1	0	0	0	0	0	0	1	0	0	0	0	0
Nebraska	L, 13-24	1	0	0	0	0	0	0	1	0	0	0	0	0
Iowa	W, 38-31	4	4	24	3	1	2	1	0	0	0	0	0	0
Michigan State	W, 54-40	3	3	17	2	1	1	1	0	0	0	0	0	0
Indiana	W, 24-14	3	2	10	1	0	1	1	0	1	0	0	0	0
Ohio State	L, 20-24	4	4	20	2	1	1	2	0	0	0	0	0	0
Wisconsin	L, 7-21	2	1	7	1	0	1	0	0	0	0	1	0	0
Purdue	W, 45-17	7	5	31	4	3	1	1	0	1	1	0	0	0
Minnesota	L, 12-29	4	2	12	2	1	1	0	0	2	0	0	0	0
Illinois	W, 42-21	4	4	28	4	3	1	0	0	0	0	0	0	0
vs Pittsburgh	W, 31-24	4	3	17	2	2	0	1	0	0	1	0	0	0
<b>Totals</b>		<b>42</b>	<b>31</b>	<b>187</b>	<b>24</b>	<b>14</b>	<b>10</b>	<b>7</b>	<b>3</b>	<b>4</b>	<b>2</b>	<b>2</b>	<b>0</b>	<b>0</b>

31 of 42 (73.8%)

#### Opponents Inside Northwestern's Red Zone

Opponent	Score	Times			Total			Failed to score inside RZ						
		In RZ	Times Scored	Total Pts	Total TDs	Total TDs	TDs	FG	FGA	Downs	Int	Fumb	Half	Game
Western Michigan	L, 21-22	4	4	19	2	1	1	2	0	0	0	0	0	0
Illinois State	L, 7-9	4	2	9	1	1	0	1	1	0	1	0	0	0
Duke	W, 24-13	4	2	13	2	2	0	0	1	0	0	1	0	0
Nebraska	L, 13-24	5	4	24	3	2	1	1	0	0	0	1	0	0
Iowa	W, 38-31	5	5	31	4	3	1	1	0	0	0	0	0	0
Michigan State	W, 54-40	3	3	16	2	0	2	1	0	0	0	0	0	0
Indiana	W, 24-14	4	3	12	1	1	0	2	0	1	0	0	0	0
Ohio State	L, 20-24	4	3	17	2	2	0	1	0	0	0	0	1	0
Wisconsin	L, 7-21	3	2	11	1	1	0	1	1	0	0	0	0	0
Purdue	W, 45-17	3	2	10	1	1	0	1	0	1	0	0	0	0
Minnesota	L, 12-29	5	5	26	3	2	1	2	0	0	0	0	0	0
Illinois	W, 42-21	5	3	21	3	1	2	0	0	1	0	1	0	0
Pittsburgh	W, 31-24	7	3	17	2	1	1	1	1	1	2	0	0	0
<b>Totals</b>		<b>56</b>	<b>41</b>	<b>226</b>	<b>27</b>	<b>18</b>	<b>9</b>	<b>14</b>	<b>4</b>	<b>4</b>	<b>3</b>	<b>3</b>	<b>1</b>	<b>0</b>

41 of 56 (73.2%)





## 2016 NORTHWESTERN STARTING LINEUPS

### OFFENSE

Opponent	WR	WR	LT	LG	C	RG	RT	WR	QB	SB	RB
W. MICHIGAN	Carr	Nagel	Hance	Mahoney	North	Doles	Olson	Scanlan	Thorson	Dickerson	Jackson
ILLINOIS STATE	Carr	Nagel	Hance	Mahoney	North	Doles	Olson	Scanlan	Thorson	Dickerson	Jackson
DUKE	Carr	Nagel	Hance	Mahoney	North	Doles	Olson	Scanlan	Thorson	Dickerson	Jackson
NEBRASKA	Carr	Nagel	Hance	Mahoney	North	Doles	Olson	Scanlan	Thorson	Dickerson	Jackson
at Iowa	Carr	Nagel	Hance	Mahoney	North	Doles	Olson	Scanlan	Thorson	Dickerson	Jackson
at Michigan State	Prather (SB)	Green (SB)	Hance	Butler	North	Doles	Olson	Thomas (OL)	Thorson	Dickerson	Jackson
INDIANA	Carr	Nagel	Hance	Butler	North	Doles	Olson	Vault	Thorson	Prather	Jackson
at Ohio State	Carr	Wilson	Hance	Butler	North	Doles	Olson	Scanlan	Thorson	Dickerson	Jackson
WISCONSIN	Carr	Nagel	Hance	Butler	North	Doles	Olson	Scanlan	Thorson	Dickerson	Jackson
at Purdue	Carr	Nagel	Hance	Butler	North	Doles	Olson	Scanlan	Thorson	Dickerson	Jackson
at Minnesota	Carr	Nagel	Hance	Butler	North	Doles	Olson	Scanlan	Thorson	Dickerson	Jackson
ILLINOIS	Carr	Nagel	Hance	Mahoney	North	Butler	Doles	Scanlan	Thorson	Dickerson	Jackson
vs. Pittsburgh	Carr	Nagel	Hance	Butler	North	Doles	Olson	Scanlan	Thorson	Dickerson	Jackson

### DEFENSE

Opponent	DE	DT	DT	DE	OLB	MLB	OLB	CB	S	S	CB
W. MICHIGAN	Washington	Wyatt	Lancaster	Odenigbo	Prater	Walker, Jr.	Jones	Harris	Igwebuike	K. Queiro	Hartage
ILLINOIS STATE	Washington	Wyatt	Lancaster	Robbins	Prater	Walker, Jr.	Hall	Harris	Igwebuike	K. Queiro	Hartage
DUKE	Washington	Wyatt	Lancaster	Robbins	Prater	Walker, Jr.	Jones	Williams	Igwebuike	McGee	Hartage
NEBRASKA	Washington	Thompson	Lancaster	Robbins	Prater	Walker, Jr.	Hall	Williams	Igwebuike	McGee	Hartage
at Iowa	Washington	Thompson	Lancaster	Robbins	Prater	Walker, Jr.	Jones	Williams	Igwebuike	K. Queiro	Hartage
at Michigan State	Odenigbo	Thompson	Lancaster	Robbins	Prater	Walker, Jr.	Hall	Williams	Igwebuike	K. Queiro	Hartage
INDIANA	Odenigbo	Thompson	Lancaster	Robbins	Prater	Walker, Jr.	Hall	Mayo	Igwebuike	K. Queiro	Hartage
at Ohio State	Odenigbo	Thompson	Lancaster	Robbins	Prater	Walker, Jr.	Hall	McShepard	Igwebuike	K. Queiro	Hartage
WISCONSIN	Odenigbo	Thompson	Lancaster	Robbins	Walsh	Walker, Jr.	Hall	Williams	Igwebuike	K. Queiro	Hartage
at Purdue	Washington	Thompson	Lancaster	Robbins	Walsh	Walker, Jr.	Jones	Williams	Igwebuike	McGee	Hartage
at Minnesota	Washington	Thompson	Lancaster	Robbins	Walsh	Walker, Jr.	Hall	Williams	Igwebuike	K. Queiro	Hartage
ILLINOIS	Washington	Thompson	Lancaster	Robbins	Walsh	Walker, Jr.	Hall	Williams	Igwebuike	K. Queiro	Hartage
vs. Pittsburgh	Washington	Thompson	Lancaster	Robbins	Walsh	Walker, Jr.	Hall	Williams	Igwebuike	K. Queiro	Hartage

### TEAM GAME HIGHS

	Northwestern	Opponent
Points	54 at Michigan State	40 Michigan State
First Downs	28 at Purdue	27 Western Michigan
Rushes	51 at Michigan State	57 Wisconsin
Yards Rushing	278 Illinois	310 Nebraska
Yards Per Rush	5.7 Illinois	6.6 Nebraska
TD Rushes	5 Illinois	3 Iowa
		Ohio State
Pass attempts	52 Wisconsin	59 Indiana
Pass completions	28 Wisconsin at Minnesota	35 Indiana
Yards Passing	352 at Purdue	424 Michigan State
Yards Per Pass	9.5 at Purdue	10.1 Michigan State
TD Passes	3 Five times	4 Michigan State
Total Plays	88 Indiana	86 Indiana
Total Offense	605 at Purdue	556 Nebraska
Yards Per Play	7.3 at Purdue	7.3 Nebraska
Sacks By	6 at Iowa	7 Minnesota
Penalties	6 Illinois State	9 Illinois State
	Indiana	
Penalty Yards	70 Illinois State	89 Illinois State
Turnovers	2 Four times	4 Purdue
		Illinois
Interceptions By	4 at Purdue	2 Three times
Punts	9 Indiana	8 Duke
		Iowa
Punting Avg	51.0 Western Michigan	48.5 Illinois State
Long Punt	62 Illinois State	61 Michigan State
	at Michigan State	Illinois
Punts inside 20	3 Illinois State	6 Wisconsin
Long Punt Return	47 at Iowa	38 Iowa

### INDIVIDUAL GAME HIGHS

Rushes	34	Jackson, Justin at Michigan State
Yards Rushing	224	Jackson, Justin vs. Pittsburgh
TD Rushes	3	Jackson, Justin vs Western Michigan
		Jackson, Justin vs Illinois
		Jackson, Justin vs. Pittsburgh
Long Rush	68	Jackson, Justin vs. Pittsburgh
Pass attempts	52	Thorson, Clayton vs Wisconsin
Pass completions	28	Thorson, Clayton vs Wisconsin
		Thorson, Clayton at Minnesota
Yards Passing	352	Thorson, Clayton at Purdue
TD Passes	3	Thorson, Clayton vs Duke
		Thorson, Clayton at Iowa
		Thorson, Clayton at Michigan State
		Thorson, Clayton vs Indiana
		Thorson, Clayton at Purdue
Long Pass	58	Thorson, Clayton vs Duke
Receptions	12	Carr, Austin vs Wisconsin
Yards Receiving	158	Carr, Austin at Ohio State
TD Receptions	3	Carr, Austin at Iowa
Long Reception	58	Carr, Austin vs Duke
Field Goals	2	Mitchell, Jack at Ohio State
Long Field Goal	40	Mitchell, Jack vs Duke
Punts	8	Niswander, Hunter vs Duke
		Niswander, Hunter vs Indiana
		Niswander, Hunter vs Wisconsin
		Niswander, Hunter vs Western Michigan
Punting Avg	51.0	Niswander, Hunter vs Illinois State
Long Punt	62	Niswander, Hunter at Michigan State
		Niswander, Hunter vs Illinois State
Punts inside 20	3	Nagel, Flynn at Iowa
Long Punt Return	47	Vault, Solomon at Michigan State
Long Kickoff Return	95	Prater, Jaylen vs Western Michigan (Sep 03, 2016)
Tackles	18	Odenigbo, Ifeadi at Iowa (Oct 01, 2016)
Sacks	4.0	Odenigbo, Ifeadi at Iowa (Oct 01, 2016)
Tackles For Loss	4.0	Odenigbo, Ifeadi at Iowa (Oct 01, 2016)
Interceptions	2	Hartage, Montre at Purdue (Nov 12, 2016)



# LONG PLAYS

Yards	Type	Player(s)	Opponent	Long Plays By Yards	No.	TD	Long Plays By Type					
95*	KR	Vault, Solomon	Michigan State	100+	0	0	Rushing	22	8			
68	Rush	Jackson, Justin	Pittsburgh	90-99	1	1	Passing	38	12			
66	INT	Hartage, Montre	Illinois	80-89	0	0	Punt returns	1	0			
58*	Rush	Jackson, Justin	Iowa	70-79	0	0	Kick returns	14	1			
58*	Pass	Carr, Austin from Thorson, Clayton	Duke	60-69	2	0	Interceptions	3	0			
57*	Pass	Nagel, Flynn from Thorson, Clayton	Michigan State	50-59	4	4	Fumble returns	1	0			
54*	Rush	Jackson, Justin	Illinois	40-49	7	6	Other	0	0			
47	PR	Nagel, Flynn	Iowa	30-39	21	3	<b>TOTAL</b>	<b>79</b>	<b>21</b>			
46*	Rush	Jackson, Justin	Western Michigan	20-29	44	7						
44*	Pass	Vault, Solomon from Thorson, Clayton	Duke	<b>20-Yard Plus by Player</b>								
43*	Rush	Moten IV, John	Illinois	<b>Player</b>	<b>No.</b>	<b>TD</b>	<b>R</b>	<b>P</b>	<b>KR</b>	<b>PR</b>	<b>IR</b>	<b>FR</b>
42*	Rush	Thorson, Clayton	Nebraska	Carr, Austin	18	6	0	18	0	0	0	0
42*	Pass	Dickerson, Garrett from Thorson, Clayton	Purdue	Jackson, Justin	17	6	16	1	0	0	0	0
40*	Rush	Jackson, Justin	Pittsburgh	Vault, Solomon	13	2	0	1	12	0	0	0
37	Pass	Carr, Austin from Thorson, Clayton	Purdue	Nagel, Flynn	7	1	0	4	2	1	0	0
37	Pass	Jackson, Justin from Thorson, Clayton	Western Michigan	Moten IV, John	5	1	4	1	0	0	0	0
37	KR	Vault, Solomon	Western Michigan	Wilson, Macan	5	1	0	5	0	0	0	0
36	Pass	Carr, Austin from Thorson, Clayton	Indiana	Scanlan, Andrew	4	0	0	4	0	0	0	0
35	KR	Vault, Solomon	Western Michigan	Dickerson, Garrett	4	3	0	3	0	0	0	0
35	Rush	Jackson, Justin	Iowa	Thorson, Clayton	2	1	2	0	0	0	0	0
35	Rush	Thorson, Clayton	Ohio State	Hartage, Montre	1	0	0	0	0	0	1	0
35	Rush	Jackson, Justin	Illinois	McGee, Jared	1	0	0	0	0	0	1	0
35	Pass	Wilson, Macan from Thorson, Clayton	Nebraska	Igwebuike, Godwin	1	0	0	0	0	0	0	1
35	KR	Vault, Solomon	Ohio State	Goens, Trent	1	0	0	0	0	0	1	0
35	Pass	Carr, Austin from Thorson, Clayton	Ohio State	<b>TOTAL</b>	<b>79</b>	<b>21</b>	<b>22</b>	<b>38</b>	<b>14</b>	<b>1</b>	<b>3</b>	<b>1</b>
34	Pass	Wilson, Macan from Thorson, Clayton	Illinois State	<b>Longest Play of the Year</b>								
34*	Pass	Carr, Austin from Thorson, Clayton	Indiana	<b>Rushing</b>								
33	Pass	Nagel, Flynn from Thorson, Clayton	Duke	68	Jackson, Justin vs. Pittsburgh (12-28-16)							
33*	Pass	Carr, Austin from Thorson, Clayton	Purdue	<b>Rushing Touchdown</b>								
33*	Pass	Carr, Austin from Thorson, Clayton	Indiana	58	Jackson, Justin vs. Iowa (10/1/16)							
32*	Pass	Wilson, Macan from Thorson, Clayton	Wisconsin	<b>Passing</b>								
32	Pass	Carr, Austin from Thorson, Clayton	Wisconsin	58	Carr, Austin from Thorson, Clayton vs. Duke (9/17/16)							
32	Pass	Wilson, Macan from Thorson, Clayton	Pittsburgh	<b>Passing Touchdown</b>								
31	Pass	Scanlan, Andrew from Thorson, Clayton	Purdue	58	Carr, Austin from Thorson, Clayton vs. Duke (9/17/16)							
30	KR	Vault, Solomon	Illinois State	<b>Punt Return</b>								
30	Pass	Carr, Austin from Thorson, Clayton	Ohio State	47	Nagel, Flynn vs. Iowa (10/1/16)							
29*	Pass	Carr, Austin from Thorson, Clayton	Michigan State	<b>Kick Return</b>								
29*	Pass	Carr, Austin from Thorson, Clayton	Michigan State	95	Vault, Solomon vs. Michigan State (10/15/16)							
29*	KR	Vault, Solomon	Indiana	<b>Interception Return</b>								
29*	Rush	Jackson, Justin	Michigan State	66	Hartage, Montre vs. Illinois (11/26/16)							
29	Pass	Carr, Austin from Thorson, Clayton	Duke	<b>Fumble Return</b>								
29	Pass	Carr, Austin from Thorson, Clayton	Western Michigan	23	Igwebuike, Godwin vs. Illinois (11/26/16)							
29	Pass	Carr, Austin from Thorson, Clayton	Western Michigan	<b>Punt</b>								
28	Rush	Jackson, Justin	Wisconsin	62	Niswander, Hunter vs. Michigan State (10/15/16)							
28	Pass	Dickerson, Garrett from Thorson, Clayton	Wisconsin	62	Niswander, Hunter vs. Illinois State (9/10/16)							
27	Pass	Carr, Austin from Thorson, Clayton	Ohio State	<b>Field Goal</b>								
27	Pass	Carr, Austin from Thorson, Clayton	Ohio State	40	Mitchell, Jack vs. Duke (9/17/16)							
27	KR	Nagel, Flynn	Nebraska									
27	Rush	Jackson, Justin	Michigan State									
27	Rush	Jackson, Justin	Indiana									
27	Rush	Moten IV, John	Pittsburgh									
26*	Rush	Jackson, Justin	Michigan State									
26*	Pass	Dickerson, Garrett from Thorson, Clayton	Duke									
26*	Rush	Moten IV, John	Minnesota									
25	Pass	Scanlan, Andrew from Thorson, Clayton	Minnesota									
25	INT	McGee, Jared	Illinois State									
25*	Pass	Carr, Austin from Thorson, Clayton	Iowa									
24	Rush	Jackson, Justin	Ohio State									
24*	Pass	Carr, Austin from Thorson, Clayton	Nebraska									
24	KR	Nagel, Flynn	Michigan State									
24	KR	Vault, Solomon	Indiana									
24	KR	Vault, Solomon	Pittsburgh									
23	Pass	Carr, Austin from Thorson, Clayton	Nebraska									
23	FR	Igwebuike, Godwin	Illinois									
23	INT	Goens, Trent	Purdue									
23	KR	Vault, Solomon	Western Michigan									
22	Rush	Jackson, Justin	Ohio State									
22	KR	Vault, Solomon	Nebraska									
22	Rush	Jackson, Justin	Michigan State									
22	Pass	Carr, Austin from Thorson, Clayton	Wisconsin									
21	Rush	Jackson, Justin	Duke									
21	Pass	Nagel, Flynn from Thorson, Clayton	Minnesota									
21*	Pass	Dickerson, Garrett from Thorson, Clayton	Pittsburgh									
21	Pass	Nagel, Flynn from Thorson, Clayton	Pittsburgh									
20	KR	Vault, Solomon	Western Michigan									
20	Pass	Scanlan, Andrew from Thorson, Clayton	Purdue									
20	KR	Vault, Solomon	Minnesota									
20	Pass	Carr, Austin from Thorson, Clayton	Minnesota									
20	Pass	Moten IV, John from Thorson, Clayton	Purdue									
20	Pass	Carr, Austin from Thorson, Clayton	Duke									
20	Rush	Moten IV, John	Illinois									
20	Pass	Scanlan, Andrew from Thorson, Clayton	Michigan State									

\*touchdown scored on play



## LAST TIME IT HAPPENED

### NORTHWESTERN WILDCATS

Scored 60+ Points  
 Scored 50-59 Points  
 Scored 40-49 Points  
 Rushed for 200-299 yards  
 Rushed for 300-399 yards  
 Rushed for 400+ yards  
 Passed for 400+ yards  
 Had 500-599 yards of total offense  
 Had 600+ yards of total offense  
 Won a game on final play (regulation)

Record a safety  
 Record a shutout  
 Played No. 1-ranked team  
 Beat No. 1-ranked team  
 Beat a Top-10 team  
 Beat a ranked team  
 Beat two ranked teams in a row

Ranked by AP (media)  
 Ranked by USA Today (coaches)  
 Ranked in College Football Playoff  
 Ranked No. 1 by AP  
 Sellout at home  
 Had consecutive sellouts

NU 61, Illinois 23 (11-18-00)  
 NU 54, Michigan State 40 (10-15-16)  
 NU 42, Illinois 21 (11-26-16)  
 248 vs. Pittsburgh (12-28-16)  
 344 vs. Eastern Illinois (9-12-15)  
 444 at Illinois (11-22-03)  
 532 vs. Auburn (1-1-10)  
 546 vs. Ball State (9-26-15)  
 605 at Purdue (11-12-16)  
 vs. Michigan State, 47-yd FG (9-29-01)  
 vs. Illinois (11-24-12)  
 NU 27, Minnesota 0 (10-3-15)  
 #1 Ohio State 54, NU 10 (11-11-06)  
 NU 12, #1 Miami (Fla.) (9-23-67)  
 NU 28, #9 Nebraska 25 (11-5-11)  
 #20 NU 13, #25 Wisconsin 7 (11-21-15)  
 NU 47, #7 Wisconsin 44 (9-23-00)  
 NU 37, #18 Michigan State 17 (9-30-00)  
 No. 22 (1/12/16)  
 No. 23 (1/12/16)  
 No. 20 (11-17-15)  
 1962  
 47,330, vs. Nebraska (10-18-14)  
 2 games  
 vs. Iowa (11-13-10)  
 vs. Illinois (11-20-10) \*at Wrigley Field

### OPPONENTS

Wisconsin 70, NU 23 (11-27-10)  
 Ohio State 58, NU 7 (9-22-07)  
 NU 54, Michigan State 40 (10-15-16)  
 Ohio State - 208 (10-29-16)  
 Indiana - 319 (10-29-11)  
 Illinois - 519 (11-20-10)  
 Michigan State - 424 (10-15-16)  
 Nebraska - 556 (9-24-16)  
 Arizona State - 773 (9-17-05)  
 Nebraska, 49-yard pass (11-2-13)  
 Nebraska (10-24-15)  
 #18 Michigan 38, #13 NU 0 (10-10-15)  
 Wisconsin 37, #1 NU 6 (11-10-62)  
 Wisconsin 37, #1 NU 6 (11-10-62)

## INDIVIDUALS

Returned kickoff for a TD  
 Returned punt for a TD  
 Returned INT for a TD  
 Returned fumble for TD  
 Blocked an extra point  
 Blocked a FG attempt  
 Blocked a punt  
 Rushed for 3 or more TDs  
 Rushed for 100 yards  
 Two players rushed for 100 yards

Rushed for 200 yards  
 Completed 20-29 passes  
 Completed 30+ passes  
 Passed for 3+ TDs  
 Passed for 300-399 yards  
 Passed for 400-499 yards  
 Passed for 500+ yards  
 Scored 3 TDs in a game  
 Scored 4+ TDs in a game  
 2-point conversion

Caught 10+ passes  
 100-199 yards receiving  
 200+ yards receiving  
 Two players 100 receiving yards

Scored 3+ TDs receiving  
 Kicked 3 FGs in one game  
 Kicked 4 FGs in one game  
 Kicked 5 FGs in one game  
 Kicked a 50-yard FG  
 Kicked a 70-79 yard punt  
 Kicked an 80-89-yard punt  
 Intercepted 2 passes

Intercepted 3 passes  
 Recovered two fumbles  
 Recorded 100+ kickoff return yards  
 Recorded 20+ tackles

Solmon Vault (95) at Michigan State (10-15-16)  
 Tony Jones (64) at Purdue (11-22-14)  
 Nick VanHoose (72) at Nebraska (10-24-15)  
 Anthony Walker (13) vs. Minnesota (10-3-15)  
 Dean Lowry vs. Ball State (9-26-15)  
 Nick VanHoose vs. Michigan (11-8-14)  
 Keith Watkins II vs. Western Illinois (9-20-14)  
 Justin Jackson (3) vs. Pittsburgh (12-28-16)  
 Justin Jackson (172) at Illinois (11-28-15)  
 Justin Jackson (173) vs. Illinois (11-26-16)  
 John Moten IV (128) vs. Illinois (11-26-16)  
 Justin Jackson (224) vs. Pittsburgh (12-28-16)  
 Clayton Thorson (23) vs. Pittsburgh (12-28-16)  
 Trevor Siemian (30) at Notre Dame (11-15-14)  
 Clayton Thorson (3) at Purdue (11-12-16)  
 Clayton Thorson (352) at Purdue (11-12-16)  
 Trevor Siemian (414) at Illinois (11-30-13)  
 Mike Kafka (532) vs. Auburn (1-1-10)  
 Justin Jackson (3 rushing) vs. Pittsburgh (12-28-16)  
 Kain Colter (4 rushing) vs. Indiana (9-29-12)  
 Tony Jones pass from Zack Oliver vs. Illinois (11-29-14)  
 Cameron Dickerson pass from Zack Oliver vs. Illinois (11-29-14)  
 Austin Carr (12) vs. Wisconsin (11-5-16)  
 Austin Carr (132) vs. Wisconsin (11-5-16)  
 Jeremy Ebert (208) vs. Rice (11-12-11)  
 Christian Jones (182) at Illinois (11-30-13)  
 Rashad Lawrence (112) at Illinois (11-30-13)  
 Austin Carr (3) at Iowa (10-1-16)  
 Jack Mitchell (3) at Nebraska (10-24-15)  
 Jack Mitchell (4) at Notre Dame (11-15-14)  
 Jeff Budzien (5) vs. Boston College (9-5-12)  
 David Wasielewski (51) at Air Force (8-31-02)  
 Brandon Williams (77) vs. Minnesota (11-19-11)  
 Merlin Norenberg (80) vs. Minnesota (10-12-63)  
 Montre Hartage (2) at Purdue (11-12-16)  
 Godwin Igwebuike (3) vs. Wisconsin (10-14-14)  
 Jimmy Hall (2) at Notre Dame (11-15-14)  
 Venric Mark (141) vs. Texas A&M (12-31-11)  
 Tim McGarigle (21, 11-10) vs. Michigan (10-29-05)

Jehu Chesson (96), Michigan (10-10-15)  
 Ben Niemann (1), Iowa (11-1-14)  
 Jourdan Lewis (37), Michigan (10-10-15)  
 Austin Collinsworth (32), Notre Dame (11-15-14)  
 J.J. Watt, Wisconsin (11-27-10)  
 Mike McGlinchey, Notre Dame (11-15-14)  
 Ricky Jones, Indiana (10-22-16)  
 Akrum Wadley (4), Iowa (10-17-15)  
 Corey Clement (106), Wisconsin (11-5-16)  
 Melvin Gordon (172), Wisconsin (10-12-13)  
 James White (101), Wisconsin (10-12-13)  
 Akrum Wadley (204), Iowa (10-17-15)  
 Wes Lunt (28), Illinois (11-26-16)  
 Richard Lagow (35), Indiana (10-22-16)  
 Tyler O'Connor (3), Michigan State (10-15-16)  
 Richard Lagow (319), Indiana (10-22-16)  
 Jared Goff (445), California (8-31-13)  
 -  
 William Fuller (3c), Notre Dame (11-15-14)  
 Akrum Wadley (4r), Iowa (10-17-15)  
 Alec Ingold (rush), Wisconsin (11-5-16)  
 -  
 Nick Westbrook (10), Indiana (10-22-16)  
 Malik Turner (164), Illinois (11-26-16)  
 A.J. Jenkins (268), Illinois (10-1-11)  
 Malike Turner (164), Illinois (11-26-16)  
 Justin Hardee (125), Illinois (11-26-16)  
 William Fuller (3), Notre Dame (11-15-14)  
 Ryan Lichtenstein (3), Syracuse (9-19-09)  
 Brendan Gibbons (4), Michigan (11-16-13)  
 -  
 Taylor Zalewski (51), Illinois (11-30-13)  
 Ryan Donahue (73), Iowa (11-13-10)  
 -  
 Darvin Adams (2), Auburn (1-1-10)  
 T'Sharvan Bell (2), Auburn (1-1-10)  
 Mike Rose (3), Purdue (9-27-97)  
 Marc Jackson (2), Illinois (11-23-02)  
 Amir Carlisle (122), Notre Dame (11-15-14)  
 J Leman (22, 11-11), Illinois (11-18-06)

**GAME 1: WESTERN MICHIGAN 22, NORTHWESTERN 21**

**EVANSTON, III.** – Junior running back Justin Jackson posted 171 all-purpose yards and a career-high three rushing touchdowns but Northwestern came up just short in its season-opener at Ryan Field Saturday afternoon, falling 22-21 to Western Michigan.

With 124 rushing yards, Jackson recorded his 14th career 100-yard game. Redshirt sophomore quarterback Clayton Thorson completed 15 of 22 passes for 196 yards for the Wildcats. On the defensive end, linebacker Jaylen Prater and safety Godwin Igwebuike both had career highs, with 18 tackles and nine solo tackles, respectively.

Having won nine of their last 10 season openers, head coach Pat Fitzgerald and the Wildcats rolled the dice on an aggressive first drive, attempting two fourth-down conversions. The latter was a one-yard plunge from Jackson to give Northwestern the early lead. Jackson, who started the game in sixth on Northwestern’s all-time rushing charts, Jackson moved into fourth all-time rushing for Northwestern with a 4-yard rush with four minutes left in first half.

After being held to just three first downs in the first quarter, Western Michigan gleaned seven in the second en route to scoring a pair of field goals to go into the half trailing 7-6.

The Broncos took the opening possession of the second half right down the field, capped by a 13-yard touchdown pass from Zach Terrell to D’Wayne Eskridge that gave the visitors a 13-7 lead.

Jackson again soothed the nerves of the Ryan Field faithful, taking a sweep to the right and bursting through with a 46-yard touchdown rush to regain 14-13 lead halfway through the third.

A third field goal by Butch Hampton – this time a 30-yarder, put the Broncos back in front 16-14 with 17 seconds remaining in the third quarter. However, Jackson again found space on the outside at the start of the fourth, receiving a swing pass and going 37 yards to the WMU 2. Jackson’s touchdown rush on the next play reclaimed lead for the #BIGCats, 21-16.

WMU drove down field for a one-yard touchdown run by Jamauri Bogan to take the lead with 5:38 left in the contest, but Northwestern stopped the two-point conversion to keep the deficit at one, 22-21.

Needing a score, Northwestern charged 66 yards down the field in five plays. On first-and-goal from the 6, Thorson kept the ball for himself and ran towards the east corner of the end zone, where he was met by a Bronco defender on the goal line. The ball popped out, and Western Michigan recovered it in the end zone for a touchback. Western Michigan was able to run out the final 2:54 to preserve the win.

-NU-

	1st	2nd	3rd	4th	OT	Final
WESTERN MICHIGAN	0	6	10	6	—	22
NORTHWESTERN	7	0	7	7	—	21

First Quarter: 9:54 NU—Jackson 1 run (Mitchell kick)  
 Second Quarter: 5:28 WMU—Hampton 47 FG; 00:13 WMU—Hampton 27 FG  
 Third Quarter: 12:32 WMU—Eskride 13 catch (Hampton kick); 7:39 NU—Jackson 46 run (Mitchell kick); 00:17 WMU—Hampton 30 FG  
 Fourth Quarter: 12:13 NU—Jackson 1 run (Mitchell kick); 5:38 WMU—Bogan 1 run (2 pt conversion failed)

GAME STATISTICS		
WMU		NU
27	.....First Downs .....	15
48	.....Rushing Attempts .....	31
210	.....Yards Gained Rushing .....	146
12	.....Yards Lost Rushing .....	23
198	.....Net Yards Rushing .....	123
218	..... Net Yards Passing.....	196
36	.....Passing Attempts.....	22
26	.....Passes Completed .....	15
0	..... Had Intercepted.....	0
84	..... Total Offensive Plays.....	53
416	.....Total Net Yards .....	319
0-0	..... Fumbles-Lost.....	1-1
3-30	.....Penalties-Yards .....	2-20
0-0-0	.....Interceptions-Yards-TD.....	0-0-0
2-87	.....Punts-Yards.....	3-153
43.5	.....Avg. Yards/Punt .....	51.0
0-0-0	.....Punt Returns-Yards-TD.....	0-0-0
1-13-0	..... Kickoff Returns-Yards-TD.....	4-115-0
39:04	.....Time of Possession .....	20:56
7/17	.....Third-Down Conversions .....	4/10
4/4	.....Fourth-Down Conversions.....	2/3
3-16	.....Sacks-Yards.....	1-8

INDIVIDUAL LEADERS		
RUSHING	PASSING	RECEIVING
WMU—Bogan 22-103-1	WMU—Terrell 26-36-0-218-1	WMU—Davis 7-70-0
NU—Jackson 23-124-3	NU—Thorson 15-22-0-196-0	NU—Carr 5-75-0





**GAME 2: ILLINOIS STATE 9, NORTHWESTERN 7**

**EVANSTON, Ill.** – Austin Carr pulled down seven catches for 73 yards and a touchdown, and Northwestern’s defense picked off a pair of Illinois State passes, but the Redbirds nailed a 33-yard field goal as time expired to defeat the Wildcats, 9-7, Saturday at Ryan Field.

Montre Hartage snared his first-career interception in the end zone as well as wrapping up a career high nine solo tackles. Jared McGee also picked off a pass deep with Illinois State deep in Northwestern territory.

The loss moves Northwestern to 0-2, while Illinois State remains perfect at 2-0.

After a first quarter of jostling for field position, Illinois State looked poised to score first, getting to the Northwestern 8 yard-line after a 69-yard drive, when Hartage grabbed an interception to keep the game scoreless.

Illinois State’s George Moreira punched in a six-yard run to break the deadlock 32 seconds before the half, with the extra-point going wide left to keep it at 6-0. Northwestern’s defense was keeping points off the board, allowing just the one score on three Redbird trips to the red zone in the first half.

Punter Hunter Niswander set a personal best for the second straight game when he blasted a career long 62-yard punt in the second quarter. Defenses dominated the third quarter, as Northwestern held ISU to just 62 yards in the quarter on four first downs, while NU put together a 76-yard drive, but their fourth-down attempt from the 22 came up empty.

The Wildcats burst out of the stagnant third quarter on the first drive of the fourth. After receiving a punt to open the quarter, Northwestern picked up two quick first downs to move to the ISU 28.

Quarterback Matt Alviti entered for two plays, rushing for three himself, and handing off to Auston Anderson for four yards and a crucial fourth down conversion. On fourth-and-five from the 10-yard line, Thorson found Carr in the corner for the #B1GCats’ first score of the day, and Jack Mitchell’s extra point split the uprights, giving Northwestern a 7-6 lead with 9:10 to play.

ISU reclaimed possession on their own 13-yard line with 3:11 remaining. Over 10 plays, they drove 68 yards to the Northwestern 16-yard line, taking a timeout with three seconds remaining to set up a 33-yard game winning-field goal attempt. After missing both a 49-yard field goal and an extra point in the first half, Sean Slattery hit the top of the left upright as time expired, giving Illinois State a 9-7 victory.

-NU-

	1st	2nd	3rd	4th	OT	Final
ILLINOIS STATE	0	6	0	3	—	9
NORTHWESTERN	0	0	0	7	—	7

**First Quarter:** n/a  
**Second Quarter:** 00:32 ISU—Moreira 6 run (Slattery missed PAT)  
**Third Quarter:** n/a  
**Fourth Quarter:** 9:10 NU—Carr 10 catch (Mitchell PAT); 00:00 ISU—Slattery 33 FG

**GAME STATISTICS**

ISU	NU
25	16
30	31
106	105
21	19
85	86
287	191
41	41
30	17
2	0
71	72
372	277
1-0	1-0
9-89	6-70
0-0-0	2-25-0
6-291	7-317
48.5	45.3
1-6-0	1-2-0
1-17-0	1-30-0
34:18	25:42
3/13	5/18
1/1	3/4
3-13	3-14

**INDIVIDUAL LEADERS**

RUSHING	PASSING	RECEIVING
ISU—Moreira 12-56-1	ISU—Kolbe 30-41-2-287-0	ISU—Warrum 9-116-0
NU—Jackson 12-32-0	Thorson—17-41-0-191-1	NU—Carr 7-73-1



**GAME 3: NORTHWESTERN 24, DUKE 13**

**EVANSTON, Ill.**— Clayton Thorson threw for a career high 320 yards and connected on a trio of long touchdown tosses to Garrett Dickerson, Solomon Vault and Austin Carr as Northwestern defeated the Duke Blue Devils, 24-13, Saturday night at Ryan Field.

Justin Jackson gained 94 yards on the ground and Carr's six receptions netted a career high 135-yards. Anthony Walker, Jr. had five tackles, including two for loss, moving him into 10th in program history with 32, while Jared McGee led the game with nine total tackles, more than double his previous career high.

Jackson started the game by tearing out 36 yards rushing on the first drive. Thorson sealed the drive with a 26-yard pass to Dickerson for the receiver's first-career touchdown. Jackson's 69 yards in the first quarter tied the most he has registered in a quarter in his career.

Both offenses were looking to the air for early yardage, with 298 of the 422 yards gained in the first half from passes. With the Blue Devils driving late in the first quarter, Godwin Igwebuike stepped into a pass at the Northwestern 22, his first interception preserving the Wildcats' advantage.

Duke looked poised to christen the second half with a score on their opening drive, having reached the Northwestern 17-yard line. Duke quarterback Daniel Jones then rolled right, where Walker met him at the line of scrimmage, popping the ball out with his right fist for his both his fifth-career forced fumble and recovery.

With 5:52 left in the third, Duke looked to punt from the NU 47-yard line when their punter could not handle the snap, gifting Northwestern the ball on the 44. For the second-straight season, Solomon Vault gave Northwestern a lead over Duke early in the second half, snaring a 44-yard pass from Thorson to take a 14-7 lead. (Vault returned the second half kickoff to paydirt in the 2015 meeting between these teams.)

Mitchell added a 40-yard field goal seconds from the end of the third quarter, moving Northwestern's advantage to 17-7. It was Mitchell's 33rd career field goal, the seventh most in program history.

The game opened up in the fourth quarter, with 215 total yards gained in the period. Duke had a chance to pull back within one score with 10 minutes left, but their 34-yard field goal attempt missed wide right. Carr sealed the victory with a career-long 56-yard touchdown reception with five minutes to play.

-NU-

	1st	2nd	3rd	4th	OT	Final
DUKE	0	7	0	6	—	13
NORTHWESTERN	7	0	10	7	—	24

**First Quarter:** 11:30 NU—Dickerson 26 catch (Mitchell kick)  
**Second Quarter:** 3:03 DU—Duncan 4 run (Reed kick)  
**Third Quarter:** 5:44 NU—Vault 44 catch (Mitchell kick); 00:12 NU—Mitchell 40 FG  
**Fourth Quarter:** 4:56 NU—Carr 58 catch (Mitchell kick); 00:51 DU—Wislon 1 run (Reed missed PAT)

**GAME STATISTICS**

DUKE	NU	
23	First Downs	22
34	Rushing Attempts	44
146	Yards Gained Rushing	132
29	Yards Lost Rushing	46
117	Net Yards Rushing	86
279	Net Yards Passing	320
49	Passing Attempts	39
27	Passes Completed	18
1	Had Intercepted	2
83	Total Offensive Plays	83
396	Total Net Yards	406
2-1	Fumbles-Lost	0-0
7-62	Penalties-Yards	5-37
2-0-0	Interceptions-Yards-TD	1-3-0
8-368	Punts-Yards	8-343
46.0	Avg. Yards/Punt	42.9
2-20-0	Punt Returns-Yards-TD	5-44-0
1-25-0	Kickoff Returns-Yards-TD	2-26-0
27:07	Time of Possession	32:53
5/17	Third-Down Conversions	8/19
1/3	Fourth-Down Conversions	0/0
5-28	Sacks-Yards	2-13

**INDIVIDUAL LEADERS**

RUSHING	PASSING	RECEIVING
DU—Duncan 11-53-1	DU—Jones 27-48-1-279-0	DU—Rahming 8-70-0
NU—Jackson 28-94-0	NU—Thorson 18-39-2-320-3	NU—Carr 6-135-1





**GAME 4: #20 NEBRASKA 24, NORTHWESTERN 13**

**EVANSTON, III.**— Aiming for its second-straight victory under the lights at Ryan Field Saturday night, Northwestern was unable to stymie No. 20 Nebraska in a 24-13 loss to the Huskers to kick off Big Ten play.

Austin Carr set a career-high for receptions for the second-straight week and Clayton Thorson threw for 249 yards on 24 completions. Justin Jackson rushed for 84-yards on 20 rushes, while Godwin Igwebuike led the game with 15 total tackles.

Northwestern moves to 1-3 (0-1 B1G), while Nebraska is now 4-0 (1-0 B1G).

Both offenses shifted up a gear in the second quarter, gaining a combined 307 yards. Northwestern gave their response to Nebraska's score four minutes later when Clayton Thorson ripped off a 42-yard touchdown run for a 7-3 lead. It was Thorson's first scoring run since October 24, 2015, at Nebraska.

Despite giving up yardage, the Wildcats defense was bending but not breaking. With the Cornhuskers again looking ready to score, Igwebuike forced a fumble at the goal line, which Joseph Jones recovered for Northwestern's second touchback off of a fumble in the game.

Northwestern received the ball with just 101 seconds left in the half after Nebraska scored to reclaim a 10-7 lead. Starting from their own 22, the Wildcats drove 57 yards to the Nebraska 23, with 19 seconds remaining. Jack Mitchell lined up for the 40-yarder, but the Wildcats opted for a fake field-goal, which garnered just two yards and sent the game into the half at 10-7.

The offensive floodgates burst in the second half, with the first three drives all going for touchdowns. After Nebraska's opening score, Northwestern went 52-yards in just five plays, with Carr hauling in a 24-yard touchdown to cut NU's deficit to 17-13. It was Carr's third straight game with a touchdown reception, the first Wildcat to do so since Jeremy Ebert in 2011. But the game would again shift back Nebraska's direction, as Mitchell missed a PAT and the Cornhuskers found the end zone once more, taking a 24-13 lead to the end of the quarter.

Needing stops in the fourth quarter, the Wildcats defense pinned the Cornhuskers behind the NU 41 for the final 15 minutes. While Northwestern was able to gain 70-yards in the quarter, including a thrust to the Nebraska 27, but couldn't put more points on the board, falling 24-13.

-NU-

	1st	2nd	3rd	4th	OT	Final
#20 NEBRASKA	0	10	14	0	—	24
NORTHWESTERN	0	7	6	0	—	13

**First Quarter:** n/a  
**Second Quarter:** 13:40 NEB—Brown 23 FG; 9:09 NU—Thorson 42 run (Mitchell kick); 1:41 NEB—Newby 4 run (Brown kick)  
**Third Quarter:** 9:00 NEB—Carter 4 catch (Brown kick); 7:29 NU—Carr 24 catch (Mitchell missed PAT); 3:06 NEB—Westerkamp 10 run (Brown kick)  
**Fourth Quarter:** n/a

GAME STATISTICS		
NEB	NU	
26	First Downs	23
47	Rushing Attempts	32
329	Yards Gained Rushing	159
19	Yards Lost Rushing	22
310	Net Yards Rushing	137
246	Net Yards Passing	251
29	Passing Attempts	38
18	Passes Completed	25
0	Had Intercepted	2
76	Total Offensive Plays	70
556	Total Net Yards	388
2-2	Fumbles-Lost	0-0
4-60	Penalties-Yards	4-36
2-0-0	Interceptions-Yards-TD	0-0-0
5-193	Punts-Yards	6-243
38.6	Avg. Yards/Punt	40.5
0-0-0	Punt Returns-Yards-TD	1-5-0
1-21-0	Kickoff Returns-Yards-TD	3-84-0
35:23	Time of Possession	24:37
7/14	Third-Down Conversions	5/14
1/1	Fourth-Down Conversions	0/2
4-17	Sacks-Yards	0-0

INDIVIDUAL LEADERS		
RUSHING	PASSING	RECEIVING
NEB—Armstrong 13-132-0	NEB—Armstrong 18-29-0-246-1	NEB—Moore 3-72-0
NU—Jackson 20-79-0	NU—Thorson 24-37-2-249-1	NU—Carr 8-109-1



**GAME 5: NORTHWESTERN 38, IOWA 31**

**IOWA CITY, Iowa** — Northwestern’s offense exploded for 38 points Saturday at Iowa led by a trio of Austin Carr touchdown catches and 171 Justin Jackson rushing yards en route to a 38-31 Big Ten road victory over the Hawkeyes.

Northwestern jumped out to an early lead in the game and eventually led 17-7 early in the second quarter before Iowa came roaring back for a 21-17 lead at the half. After the Hawkeyes made it a seven-point lead over the Wildcats early in the third, NU reeled off 21-straight points to put the game out of reach.

Junior Xavier Washington and senior Joseph Jones set the tone for the Wildcats on the Hawkeyes’ opening drive, forcing a three-and-out. That set the stage for a career-best 47-yard punt return to the five-yard-line by sophomore Flynn Nagel, setting up the opening score of the game. It took the ‘Cats just two plays to find the back of the end zone as sophomore Clayton Thorson scored from four yards out with 12:20 on the clock to put NU in front, 7-0.

A pooch punt by Iowa quarterback C.J. Beathard flipped the field later in the quarter and pinned Northwestern on its own one-yard line. A three-and-out and a 32-yard punt return from Iowa’s Desmond King gave the Hawkeyes their own five-yard field to work with. Akrum Wadley scored one play later to tie the game, 7-7.

Senior Jack Mitchell gave the Wildcats a 10-7 lead with 50 seconds left in the first quarter when he nailed a 25-yard field goal and the Wildcats extended the lead to 17-7 on a nine-play, 54-yard drive that was capped on an 11-yard strike from Thorson to senior Austin Carr.

The Hawkeyes scored a pair of touchdowns to end the first half – the first on a six-yard run by Wadley and the second on a 15-yard pass and catch from Beathard to Riley McCarron – and added a field goal at the start of the second half to score 17 straight points and claim a 24-17 lead.

The Wildcats responded following the Hawkeyes’ 25-yard field goal to start the second half, marching 75 yards on 11 plays in 5:14 to even the game at 24 apiece. Justin Jackson got the drive rolling with a 13-yard scamper and Thorson converted a fourth-and-one with a three-yard rush on the ‘Cats’ side of the 50 to keep the drive going. A 15-yard completion to redshirt freshman John Moten IV put the Wildcats in striking distance and Thorson found Carr in the back corner of the end zone for a 16-yard strike to cap the drive.

After senior Ifeadi Odenigbo’s second of FOUR sacks in the game, the Wildcats needed just five plays to reclaim the lead. Facing a second and four from his own 42-yard line, Jackson found a seam in the Hawkeyes’ defense and scampered 58 yards for a touchdown and a 31-24 NU lead.

The Wildcats then went ahead two scores when Thorson again connected with Carr, who this time bounced off a Hawkeyes defender and raced 25 yards into the end zone to complete his hat trick and put NU on top, 38-24, with 12:06 to play in the game.

Iowa answered quickly to get back within a score, then got the ball back following a #B1GCats three-and-out. With the clock ticking down under three minutes to go and the Hawkeyes approaching midfield, Odenigbo got to Beathard again for his fourth sack, this time forcing a fumble that Iowa recovered. The play put the Hawkeyes so far behind the chains, they had to punt the ball away with just 2:35 remaining in the contest.

NU gave the ball back mere seconds later on a three-and-out, but Trae Williams made his first career interception on Iowa’s last-ditch drive to secure the win for NU.

-NU-

	1st	2nd	3rd	4th	OT	Final
NORTHWESTERN	10	7	14	7	—	38
IOWA	7	14	3	7	—	31

**First Quarter:** 12:20 NU—Thorson 4 run (Mitchell kick); 5:07 IOWA—Wadley 5 run (Duncan kick); 00:50 NU—Mitchell 25 FG

**Second Quarter:** 10:33 NU—Carr 11 catch (Mitchell kick); 5:02 IOWA—Wadley 6 run (Duncan kick); 2:51 IOWA—McCarron 15 catch (Duncan kick)

**Third Quarter:** 11:29 IOWA—Duncan 24 FG; 6:15 NU—Carr 16 catch (Mitchell kick); 2:07 NU—Jackson 58 run (Mitchell kick)

**Fourth Quarter:** 12:06 NU—Carr 25 catch (Mitchell kick); 8:10 IOWA—Daniels 1 run (Duncan kick)

GAME STATISTICS	
NU	IOWA
20	15
42	41
209	128
11	49
198	79
164	204
30	27
18	19
0	1
72	68
362	283
1-1	2-0
1-5	6-70
1-0-0	0-0-0
7-307	8-321
43.9	40.1
1-47-0	5-115-0
0-0-0	4-139-0
28:21	31:39
6/16	6/16
2/2	0/0
6-42	1-8

INDIVIDUAL LEADERS		
RUSHING	PASSING	RECEIVING
NU—Jackson 26-171-1	NU—Thorson 18-30-0-164-3	NU—Carr 6-73-3
IOWA—Daniels 17-72-1	IOWA—Breathard 19-27-1-204-1	IOWA—McCarron 8-78-1







**GAME 6: NORTHWESTERN 54, MICHIGAN STATE 40**

**EAST LANSING, Mich.** — Less than seven minutes into Saturday's game at Michigan State, Northwestern found itself down 14 points, but the Wildcats responded with a monstrous 33-3 run over the next two quarters to take command in a wildly entertaining 54-40 victory in East Lansing.

Justin Jackson the Ballcarrier led the Northwestern onslaught with a career-high 188 yards on 34 carries, including touchdown runs of 26 and 29 yards. Clayton Thorson connected on 27 of his 35 throws for 281 yards and three scores.

Austin Carr, who entered the game leading the Big Ten in catches, receiving yards and receiving TDs, will stay atop the conference in those categories after hauling in 11 catches for 130 yards and two more scores.

After MSU converted a field goal to start the second quarter, the Wildcats scored 26 straight points between the second and third quarters to turn a 17-7 deficit into a 33-17 lead with 6:49 to play in the third.

Thorson found Carr for a touchdown for the fifth-straight game with to cap a 12-play, 75-yard drive with 10:04 to play in the second quarter and redshirt freshman Joe Gaziano's first career sack on the Spartans' next drive resulted in a safety to cut the deficit to one, 17-16. Senior Jack Mitchell nailed a 33-yard field goal with 6:42 left in the half to give the Wildcats a 19-17 lead at the break.

Chicago's Big Ten Team made quick work of extending the lead to start the second half, scoring on just its fourth play of the half when Thorson found a streaking Flynn Nagel down the visiting sideline for a 57-yard score to extend the lead to 26-17 with 13:28 to play in the third quarter.

After a defensive stop, Thorson and the offense continued to click as the sophomore went 5-for-6 for 60 yards and capped a 10-play, 86-yard drive with a nine-yard touchdown run to extend the lead to 33-17.

The run ended there when Michigan State connected on TD passes of 59 and 86 yards on its next two drives to pull back within two points of NU, 33-31, with 2:08 left in the third quarter.

On the very next football play, Solomon Vault made a huge football play. On an awkward kickoff that bounced in front of him, Vault corralled the ball and picked his way through Michigan State tacklers before cutting upfield and accelerating to the house for a 95-yard return, immediately restoring Northwestern's nine-point lead, 40-31.

NU did not look back from there. Jackson added a 26-yard touchdown scamper with 8:25 left in the game to make the score 47-31. Though MSU immediately answered with another touchdown drive of its own, Northwestern put an exclamation point on the game with five minutes left in the fourth quarter.

On fourth down and six to go from the MSU 29 yard line, the #B1GCats sent the offense back out on the field, and Thorson found Carr wide open on a corner route toward the front pylon of the end zone for another NU touchdown and a 54-37 lead.

-NU-

	1st	2nd	3rd	4th	OT	Final
NORTHWESTERN	7	12	21	14	—	54
MICHIGAN STATE	14	3	14	9	—	40

**First Quarter:** 9:53 MSU—Price 15 catch (Geiger kick); 8:31 MSU—Layne 43 INT (Geiger kick); 3:23 NU—Jackson 29 run (Mitchell kick)  
**Second Quarter:** 14:15 MSU—Geiger 41 FG; 10:04 NU—Carr 9 catch (Mitchell kick); 9:23 NU—Gaziano safety; 6:42 NU—Mitchell 33 FG  
**Third Quarter:** 13:28 NU—Nagel 57 catch (Mitchell kick); 6:49 NU—Thorson 9 run (Mitchell kick); 5:54 MSU—Shelton 59 catch (Geiger kick); 2:08 MSU—Shelton 86 catch (Geiger kick); 1:53 NU—Vault 95 kick return (Mitchell kick)  
**Fourth Quarter:** 8:25 NU—Jackson 26 run (Mitchell kick); 7:10 MSU—Corley 9 catch (Failed 2pt); 5:02 NU—Carr 29 catch (Mitchell kick); 00:56 MSU—Geiger 35 FG

**GAME STATISTICS**

NU	MSU
26	18
51	23
230	86
21	35
209	51
281	424
35	42
27	27
1	1
86	65
490	475
0-0	1-1
4-25	5-34
1-0-1	1-43-1
6-214	5-231
35.7	46.2
3-12-0	3-31-0
3-132-1	4-70-0
35:34	24:27
10/19	5/16
1/1	0/1
4-34	1-8

**INDIVIDUAL LEADERS**

RUSHING	PASSING	RECEIVING
NU—Jackson 34-188-2	NU—Thorson 27-35-1-281-3	NU—Carr 11-130-2
MSU—Lewerke 7-30-0	MSU—O'Connor 12-21-1-281-3	MSU—Shelton 7-190-2



**GAME 7: NORTHWESTERN 24, INDIANA 14**

**EVANSTON, Ill.** – It was a tale of two halves for Northwestern Saturday in its 2016 Homecoming game against Indiana. The Wildcats blitzed out to a 24-3 halftime lead before the defense took over in the second half to preserve a 24-14 victory, giving NU three victories in a row in the month of October.

Justin Jackson added 34 receiving yards to his 94 yards on the ground.

The Wildcats wasted no time getting on the scoreboard, going 70 yards on 11 plays on the opening drive, with Thorson finding Solomon Vault for the 17-yard touchdown. Northwestern then made it 14-0 on their next drive, with Jackson breaking free for a 27-yard rush before Thorson hit Carr with a 34-yard touchdown.

Carr's ninth touchdown of the season also marked the sixth-straight game in which he's had a touchdown reception, the first Wildcat to do so since 2000. Carr's nine touchdown receptions is also the third-most in program single-season history, three behind D'Wayne Bates' total of 12 in 1996.

The #B1GCats outgained the Hoosiers 192 yards to 54 in the first quarter, and while Indiana converted a late field goal, Northwestern's dominance continued into the second, with Thorson's third touchdown pass of the game coming on the first play, a 32-yard connection with Macan Wilson. Thorson has now thrown for three touchdowns in three-straight games, the longest such streak by a Northwestern quarterback since 2000.

While the offense was churning to the tune of 371 yards in the first half, the Wildcats defense was equally impressive, holding Indiana to just 120 yards in the first half. Hartage ripped a ball out of a Hoosier receiver's hands for an interception on what would have been a 45-yard pass, and when Indiana threatened to score on their next drive, Queiro came up with a huge fourth-down tackle two yards short of a first-down to force the turnover-on-downs and keep the game at 21-3. The Wildcats were then able to take a 24-3 lead into the half when Jack Mitchell completed a 19-yard field goal attempt as time expired.

Northwestern came into the game 54-16 when leading at the half during Pat Fitzgerald's tenure, and was well poised to extend that mark. While the offense cooled down from its blistering pace, the defense continued to shut down the Hoosiers. Walker, Jr., recorded six tackles, including one for loss in the quarter, and while Indiana did score a field goal and touchdown, the Wildcats were able to break up the two-point conversion to keep the score 24-12.

The game quieted down in the fourth, with eight straight scoreless drives. Halfway through the fourth, Queiro made the play of the game, doing his best Odell Beckham impression and reaching all the way back with his right hand to snatch an interception, igniting the Homecoming crowd at Ryan Field.

Indiana had a chance to cut into the deficit with three minutes remaining, but the Wildcats made their second fourth down stop in the red zone on the day. Northwestern brought down the clock to 23 seconds, before taking a safety in an effort to run out the remaining time en route to securing a 24-14 victory.

-NU-

	1st	2nd	3rd	4th	OT	Final
INDIANA	3	0	9	2	—	14
NORTHWESTERN	14	10	0	0	—	24

**First Quarter:** 11:37—Vault 17 catch (Mitchell kick); 8:39 NU—Carr 34 catch (Mitchell kick); 3:40 IU—Oakes 21 FG  
**Second Quarter:** 14:51 NU—Wilson 32 catch (Mitchell kick); 00:00 NU—Mitchell 19 FG  
**Third Quarter:** 11:19 IU—Oakes 30 FG; 2:49 IU—Westbrook 3 run (Failed 2pt)  
**Fourth Quarter:** 00:23 IU—Team safety

GAME STATISTICS		
IU		NU
23	.....First Downs .....	26
27	.....Rushing Attempts .....	44
107	.....Yards Gained Rushing .....	160
23	.....Yards Lost Rushing .....	37
84	.....Net Yards Rushing .....	123
319	.....Net Yards Passing .....	285
59	.....Passing Attempts .....	44
35	.....Passes Completed .....	24
2	.....Had Intercepted .....	0
86	.....Total Offensive Plays .....	88
403	.....Total Net Yards .....	408
0-0	.....Fumbles-Lost .....	0-0
5-55	.....Penalties-Yards .....	6-43
0-0-0	.....Interceptions-Yards-TD .....	2-0-0
5-227	.....Punts-Yards .....	9-323
45.4	.....Avg. Yards/Punt .....	35.9
3-3-0	.....Punt Returns-Yards-TD .....	3-13-0
3-56-0	.....Kickoff Returns-Yards-TD .....	4-91-0
28:52	.....Time of Possession .....	31:08
5/19	.....Third-Down Conversions .....	5/17
3/6	.....Fourth-Down Conversions .....	1/3
3-21	.....Sacks-Yards .....	2-15

INDIVIDUAL LEADERS		
RUSHING	PASSING	RECEIVING
IU—Redding 16-42-0	IU—Lagow 35-59-2-319-0	IU—Westbrook 10-126-0
NU—Jackson 28-94-0	NU—Thorson 24-43-0-285-3	NU—Carr 7-125-1





## GAME 8: #6 OHIO STATE 24, NORTHWESTERN 20

**COLUMBUS, Ohio** – Northwestern gave No. 6 Ohio State a scare on Halloween Weekend in Ohio Stadium, driving deep into Buckeyes territory with a chance to tie the game late on Saturday before the Buckeyes escaped with a 24-20 win over the Wildcats.

Clayton Thorson threw for 256 yards on 22 completions, and Austin Carr – the Big Ten’s leading receiver – had another monster day hauling in eight receptions for 158 yards. OSU quickly went up 10-0 in the contest and held a 17-10 lead at the half, but Northwestern fought back to knot the score, 17-17, heading into the final quarter.

Though the Buckeyes regained the lead, 24-17, early in the fourth, the Wildcats came storming right back down the field and had first and goal to go inside the OSU five-yard line with under five minutes to play. NU was forced to settle for a field goal, and OSU ran out the clock from there.

While Ohio State was able to jump out to a 10-0 lead in the first nine minutes, Northwestern’s defense largely cracked down on the Buckeyes. After those two drives, the Wildcats tightened the clamps, allowing just two scores the rest of the game.

With time winding down in the first quarter, Carr made a tiptoe catch on the sideline for an 11-yard gain, and Garrett Dickerson’s reception converted a fourth-and-two from the four to bring Northwestern within striking distance. Clayton Thorson made it 10-7 when punched it in to open the second quarter, the second consecutive game the Wildcats have scored on the first play of the second quarter.

Ohio State responded with their third score to pull ahead 17-7, but the Wildcats were able to continue their offensive outburst. Thorson broke out a 33-yard run to break into the red zone, setting up a Jack Mitchell 23-yard field goal to pull the #B1GCats back within a score at 17-10 to head into the half.

The #B1GCat offense continued to roll in the second half, again changing the scoreboard halfway through the quarter. Thorson found Carr for a 35-yard reception to bring the Wildcats to the 5-yard-line, giving Carr over 100 yards on the game for the third straight contest and the fifth overall this season. Three plays later, Thorson connected with Dickerson to tie the game, 17-17.

The Wildcat defense continued to stymie the Buckeyes, holding them to just 85 yards in the third quarter. Ohio State took a 24-17 lead, however, with just under 10 minutes to play. Northwestern clawed back, going 60 yards on 16 plays to get deep into the red zone, where Mitchell drilled a 33-yard field goal with 3:31 to play.

Northwestern needed a stop to upset No. 6 Ohio State, and twice it forced the Buckeyes into 3rd and 7 or longer, but on the second of those third-down plays, Ohio State’s J.T. Barrett was able to scramble for a first down, and the Buckeyes ran out the clock from there.

-NU-

	1st	2nd	3rd	4th	OT	Final
NORTHWESTERN	0	10	7	3	—	20
#6 OHIO STATE	10	7	0	7	—	24

**First Quarter:** 10:34 OSU—Weber 1 run (Durbin kick); 6:36 OSU—Durbin 35 FG

**Second Quarter:** 14:51 NU—Thorson 1 run (Mitchell kick); 6:17 OSU—Weber 23 run (Durbin kick); 1:43 NU—Mitchell 23 FG

**Third Quarter:** 3:49 NU—Dickerson 2 catch (Mitchell kick)

**Fourth Quarter:** 9:43 OSU—Curtis 3 run (Durbin kick); 3:31 NU—Mitchell 33 FG

### GAME STATISTICS

NU	MSU	
21	First Downs	23
29	Rushing Attempts	41
165	Yards Gained Rushing	226
17	Yards Lost Rushing	18
148	Net Yards Rushing	208
258	Net Yards Passing	223
44	Passing Attempts	32
23	Passes Completed	21
1	Had Intercepted	0
73	Total Offensive Plays	73
406	Total Net Yards	431
0-0	Fumbles-Lost	0-0
2-20	Penalties-Yards	2-10
0-0-0	Interceptions-Yards-TD	1-0-0
4-157	Punts-Yards	5-183
39.2	Avg. Yards/Punt	36.6
0-0-0	Punt Returns-Yards-TD	1-7-0
1-12-0	Kickoff Returns-Yards-TD	1-20-0
27:20	Time of Possession	32:40
8/16	Third-Down Conversions	10/17
2/2	Fourth-Down Conversions	0/0
1-6	Sacks-Yards	1-8

### INDIVIDUAL LEADERS

RUSHING	PASSING	RECEIVING
NU—Jackson 17-76-0	NU—Thorson 22-41-1-256-1	NU—Carr 8-158-0
OSU—Weber 14-87-2	OSU—Barrett 21-32-0-223-0	OSU—Samuel 7-68-0



**GAME 9: #8 WISCONSIN 21, NORTHWESTERN 7**

**EVANSTON, Ill.** — Northwestern's Austin Carr caught his 10th touchdown of the season late in the first half Saturday against No. 8 Wisconsin at Ryan Field -- part of yet another career day for the senior receiver -- but the Badgers stymied the Wildcats' offense in the second half to pull away for 21-7 victory.

Northwestern tallied the most passing yards by a Wisconsin opponent this season with 277, led by four Wildcats with at least 30 yards receiving. Carr was the star, snaring a career-best 12 throws from sophomore Clayton Thorson for 132 yards, giving him 1,010 receiving yards on the year.

Defensively, juniors Brett Walsh and Tyler Lancaster each had career highs of eight tackles, while classmate Godwin Igwebuike had a game-high 10.

Two of the best scoring defenses in the Big Ten showed their mettle in the first quarter, allowing just nine first downs in the quarter. Despite Wisconsin possessing the ball for 10 minutes in the first, the Wildcats held the Badgers scoreless with just 98 yards of offense.

Both offenses began to find gaps in the second quarter, and Wisconsin was the first on the scoreboard after hitting a 40-yard field goal four minutes into the period. The Badgers added a rushing touchdown on their next drive to mount a 10-0 lead midway through the second.

The Wildcats clawed back with their final drive of the half. Starting on their own 22 with 1:41 left on the clock, Justin Jackson ripped off a 28-yard carry to get to midfield. On an ensuing fourth-and-one, Garret Dickerson broke a tackle for a 28-yard gain, reaching the 13-yard line. Thorson then split the seam to find Carr to head into the half 10-7. The touchdown was Carr's 10th of the season, the third-highest mark in program history.

Fresh off the halftime break, the stalwart defenses returned to dominate the third quarter. Both offenses combined for just six first downs, 138 total yards, and a solitary drive of more than seven plays. Walsh and Igwebuike led the #B1GCats with three tackles in the period, holding the Badgers to a lone field goal.

With Northwestern trailing 13-7, Carr again had a strong finish to a quarter. Carr caught a short pass over the middle before scampering down the sideline to the Wisconsin 30. The 32-yard reception clinched the receiver's fourth consecutive -- and seventh total -- 100-yard receiving game this season. An eight-yard completion to Andrew Scanlan had the Wildcats driving as the third came to a close. But in the fourth, Thorson was hit as he began to throw and the ensuing loose ball was ruled a fumble. The Badgers recovered to end the scoring threat.

Wisconsin was able to find the end zone off of the short field and converted a two-point conversion to take a 21-7 lead with eight minutes to play. While Northwestern held Wisconsin to just 33-yards in the quarter, the offense couldn't capitalize on their five first downs in the period, as they fell by that 21-7 score.

-NU-

	1st	2nd	3rd	4th	OT	Final
#8 WISCONSIN	0	10	3	8	—	21
NORTHWESTERN	0	7	0	0	—	7

**First Quarter:** n/a  
**Second Quarter:** 11:11 WIS—Endicott 40 FG; 7:33 WIS—Peavy 46 run (Endicott kick); 00:39 NU—Carr 13 catch (Mitchell kick)  
**Third Quarter:** 8:06 WIS—Endicott 28 FG  
**Fourth Quarter:** 8:57 WIS—Clement 2 run (Ingold rush)

GAME STATISTICS		
WIS		NU
20	.....First Downs .....	14
57	.....Rushing Attempts .....	19
238	.....Yards Gained Rushing .....	55
48	.....Yards Lost Rushing .....	16
190	.....Net Yards Rushing .....	39
143	.....Net Yards Passing.....	277
22	.....Passing Attempts.....	52
13	.....Passes Completed.....	28
0	.....Had Intercepted.....	0
79	.....Total Offensive Plays.....	71
333	.....Total Net Yards.....	316
0-0	.....Fumbles-Lost.....	1-1
1-10	.....Penalties-Yards .....	5-28
0-0-0	.....Interceptions-Yards-TD.....	0-0-0
7-261	.....Punts-Yards.....	8-318
37.3	.....Avg. Yards/Punt .....	39.8
2-25-0	.....Punt Returns-Yards-TD.....	1-1-0
1-13-0	.....Kickoff Returns-Yards-TD.....	1-17-0
40:25	.....Time of Possession .....	19:35
7/19	.....Third-Down Conversions .....	5/18
0/1	.....Fourth-Down Conversions.....	1/4
2-15	.....Sacks-Yards.....	0-0

INDIVIDUAL LEADERS		
RUSHING	PASSING	RECEIVING
WIS—Clement 32-106-1	WIS—Hornibrook 11-19-0-92-0	WIS—Peavy 4-73-0
NU—Jackson 13-42-0	NU—Thorson 28-52-0-277-1	NU—Carr 12-132-1





**GAME 10: NORTHWESTERN 45, PURDUE 17**

**WEST LAFAYETTE, Ind.** — Northwestern's offense exploded for 605 yards while the defense picked off four Purdue passes to lead the Wildcats to a massive 45-17 Big Ten road win Saturday over the Boilermakers.

Clayton Thorson threw for a career-high 352 yards with a rushing touchdown and three passing TDs, including a pair of scores to all-world receiver Austin Carr. Justin Jackson scampered for 127 yards on the ground and John Moten IV tallied a career-best 119 rushing yards to give the Wildcats two 100-yard runners in the game. Montre Hartage had his first multiple-interception game with a pair of picks to lead the Northwestern Sky Team.

Purdue jumped out to an early lead, going ahead 10-0 after its opening two drives. Hartage flipped the momentum on Purdue's third drive however, intercepting a pass on the Purdue 26. Four plays later, Thorson found Carr on a short crossing route to pull within 10-7 with three minutes left in the quarter.

The touchdown flipped the momentum of the game. After allowing eight first downs in the first quarter, the Wildcat defense didn't allow one in the first 11 minutes of the second, and conceded just two in the period. Anthony Walker recorded nine tackles in the half en route to a team-best 12 in the game.

With eight minutes remaining in the half, Thorson fired from the midfield-logo to hit Austin Carr for a 33-yard touchdown. The touchdown was Carr's 12th of the season, tying him for the most in single-season program history. The #B1GCats got the ball back deep in their own half with a minute remaining in the quarter and gained 75 yards to reach the 12, but were unable to find the end zone.

No worries, though: Northwestern pulled away with a big third quarter, scoring touchdowns every time they touched the ball. Jackson capped off a seven play, 71-yard drive with a 14-yard TD run. Jackson broke 1,000 yards on the season with the run, making him the first Wildcat in program history to do so in three-consecutive seasons. A

After Walker came up with an interception near midfield, Thorson had his second long touchdown of the day, finding Garrett Dickerson with a 42-yard score. Northwestern racked up 267 yards in the quarter, before Jackson scored his second touchdown of the game on the first play of the fourth to extend the Wildcats' lead to 35-17.

The sky team, Northwestern's vaunted secondary, showed their mettle, recording three of their four interceptions in the second half. Hartage recorded his second, and Trent Goens picked off his first collegiate interception. Thorson added a late TD scamper and Jack Mitchell tacked on a field goal as Northwestern cruised to a 45-17 victory.

-NU-

	1st	2nd	3rd	4th	OT	Final
NORTHWESTERN	7	7	21	10	—	45
PURDUE	10	0	7	0	—	17

**First Quarter:** 10:53 PUR—Dellinger 26 FG; 6:10 PUR—Blough 1 run (Dellinger kick); 1:56 NU—Carr 2 catch (Mitchell kick)  
**Second Quarter:** 8:06 NU—Carr 33 catch (Mitchell kick)  
**Third Quarter:** 12:34 NU—Jackson 14 run (Mitchell kick); 11:13 NU—Dickerson 42 catch (Mitchell kick); 10:22 PUR—Bilal 49 catch (Dellinger kick); 8:00 NU—Thorson 2 run (Mitchell kick)  
**Fourth Quarter:** 14:57 NU—Jackson 9 run (Mitchell kick); 9:16 NU—Mitchell 23 FG

GAME STATISTICS	
NU	PUR
28	22
46	32
265	143
12	13
253	130
352	263
37	51
23	29
2	4
83	8
605	394
1-0	0-0
0-0	2-15
4-44-0	2-50
2-59	4-146
29.5	36.5
1--2-0	0-0-0
4-62-0	4-110-0
30:46	29:14
10/16	6/16
0/2	2/4
3-11	0-0

INDIVIDUAL LEADERS		
RUSHING	PASSING	RECEIVING
NU—Jackson 22-127-2	NU—Thorson 22-36-2-352-3	NU—Carr 5-92-2
PUR—Jones 11-47-0	PUR—Blough 21-36-3-184-1	PUR—Marshall 7-102-1



**GAME 11: MINNESOTA 29, NORTHWESTERN 12**

**MINNEAPOLIS** -- Northwestern traveled to Minnesota Saturday for its final Big Ten road trip of the 2016 season and had trouble getting its high-octane offense heated up the cold TCF Bank Stadium weather, falling to the Gophers, 29-12.

Minnesota got off to an early start, scoring on their opening possession, but missing the extra point. From there on, both defenses clamped down. Northwestern held Minnesota to just 13 yards the rest of the quarter. The offense almost got on the scoreboard with two minutes left in the quarter, but Jack Mitchell's 44-yard field goal attempt into the wind was dragged wide.

Northwestern continued keeping points off the board to start the second. On a deep Minnesota pass, Marcus McShepard out jumped a Golden Gopher receiver for an interception, preventing a probable score. Minnesota did tack on a field goal halfway through the quarter, extending its lead to 9-0. Northwestern responded by driving 56-yards on nine plays, but, facing fourth-and-one in the red zone, its conversion fell short. The Golden Gophers would score just before the half to go into halftime leading 12-0.

Things began to turn around for the Wildcats in the third quarter. While Minnesota used a field goal to take a 15-0 lead, Northwestern's defense shut them down for the rest of the quarter. Minnesota would record just 34 yards in the quarter while earning just two first downs.

Northwestern was dealt a setback when Austin Carr was on the receiving end of a targeting foul, knocking him out of the game. But the Wildcats quickly galvanized, going the length of the field with a 12 play, 75-yard drive, capped off by Justin Jackson plunging into the end zone with a four-yard run. After failing to convert a two-point conversion, the #B1GCats were kicking off down 15-6. On the kickoff, Anthony Walker, Jr., stripped the Minnesota kick-returner of the ball, giving Northwestern possession on the 22-yard line. On fourth-and-one, Thorson's pass to Eric Dickerson fell incomplete, leaving NU short on the opportunity.

Minnesota found the end zone to start the fourth quarter, leading 22-6, but the Wildcats continued to claw back. Getting the ball with 6:46 remaining, the Wildcats picked up three first downs before needing to convert on fourth-and-12 from the Minnesota 42. Minnesota committed a defensive holding penalty to keep the drive alive, then three plays later, Clayton Thorson found Flynn Nagel in the corner of the end zone to claw back to 22-12 with two and a half minutes remaining. The two-point conversion failed again, and the ensuing inside kick was returned inside the NU 15-yard-line.

The Golden Gophers added a late touchdown to account for the 29-12 victory over the Wildcats.

-NU-

	1st	2nd	3rd	4th	OT	Final
NORTHWESTERN	0	0	6	6	—	12
MINNESOTA	6	6	3	14	—	29

**First Quarter:** 12:18 MINN—Smith 5 run (Carpenter kick)  
**Second Quarter:** 7:40 MINN—Carpenter 19 FG; 00:21 MINN—Carpenter 42 FG  
**Third Quarter:** 6:28 MINN—Carpenter 30 FG; 2:17 NU—Jackson 4 run (Failed 2pt)  
**Fourth Quarter:** 6:46 MINN—Wolitarisky 9 catch (Carpenter kick); 2:46 NU—Nagel 9 catch (Failed 2pt); 2:31 MINN—Leidner 12 run (Carpenter kick)

**GAME STATISTICS**

NU	MINN
21	15
33	40
110	162
47	31
63	131
276	197
45	25
28	14
0	1
78	65
339	328
2-2	1-1
3-20	6-50
1-0-0	0-0-0
6-217	6-242
36.2	40.3
1-5-0	2-0-0
3-55-0	3-65-0
30:35	29:25
2/15	4/13
1/4	0/0
1-4	7-37

**INDIVIDUAL LEADERS**

RUSHING	PASSING	RECEIVING
NU—Jackson 22-90-1	NU—Thorson 28-45-0-276-1	NU—Nagel 6-65-1
MINN—Brooks 14-73-0	MINN—Leidner 14-25-1-197-1	MINN—Wolitarisky 4-42-1





## GAME 12: NORTHWESTERN 42, ILLINOIS 21

**EVANSTON, Ill.** — Northwestern built a quick 21-0 lead Saturday in the battle for the Land of Lincoln Trophy against Illinois at Ryan Field before holding off the Illini, 42-21, to earn bowl eligibility. The hat has remained in Evanston four of the last five years.

The Wildcats ran for a season high 278 yards and five touchdowns to finish the regular season 6-6 (5-4).

Both Justin Jackson and John Moten IV rushed for over 100 yards in Saturday's game, the second time this season that has happened. Jackson scored three times in the annual trophy game for the Land of Lincoln hat, while Moten added two scores of his own.

Northwestern's defense forced four turnovers, including three fumbles, and limited Illinois to just 57 yards on the ground, while sacking Illini quarterback Wes Lunt three times.

The Wildcats got on the board first midway through the opening quarter on a nine-yard run by Moten, the first touchdown of the redshirt freshman's career. Moten followed that on the next drive with his second touchdown on a career-long 43-yard run to put Northwestern up 14-0.

Jackson put the 'Cats up 21-0 with his 10th rushing touchdown of the season, which tied his career high set in 2014. He then scampered 54 yards for his second touchdown of the day and career high 11th of the season to put Northwestern up 28-14.

Illinois scored late in the third quarter to make it 28-21 and looked to have some momentum with the Wildcats punting on their next possession. Offensive lineman J.B. Butler made the tackle and forced a fumble on the return that was recovered by the 'Cats.

The Northwestern offense marched down the field, and Thorson found superback Garrett Dickerson on a nine-yard flip throw to put Chicago's Big Ten Team up, 35-21.

The 'Cats broke the game wide open with Jackson's third rushing touchdown of the day to make it 42-21 after a 60-yard interception return by sophomore cornerback Montre Hartage put the ball at the five-yard line.

Anthony Walker, Jr. finished the day with a game-high nine tackles, two of them for loss. He moved into fourth place on the Northwestern all-time TFL list with 39.5 for his career, passing Corey Wootton. Matt Rice is up next at 42 career TFLs.

Quarterback Clayton Thorson played an efficient game, completing 65 percent of his passes. His 13 completions went to six different receivers for 121 yards and a touchdown.

-NU-

	1st	2nd	3rd	4th	OT	Final
ILLINOIS	0	14	7	0	—	21
NORTHWESTERN	14	7	14	7	—	42

**First Quarter:** 8:20 NU—Moten IV 9 run (Mitchell kick); 2:22 NU—Moten IV 43 run (Mitchell kick)

**Second Quarter:** 12:45 NU—Jackson 3 run (Mitchell kick); 7:29 ILL—Turner 19 catch (McLaughlin kick); 00:27 ILL—Corbin 8 run (McLaughlin kick)

**Third Quarter:** 9:24 NU—Jackson 54 run (Mitchell kick); 4:33 ILL—Turner 9 catch (McLaughlin kick); 1:32 NU—Dickerson 9 catch (Mitchell kick)

**Fourth Quarter:** 9:24 NU—Jackson 4 run (Mitchell kick)

### GAME STATISTICS

ILL	NU
25	22
26	49
93	320
36	42
57	278
377	121
54	20
28	13
1	0
80	69
434	399
3-3	1-1
6-60	5-50
0-0-0	1-66-0
6-246	6-250
41.0	41.7
3-20-0	2-9-0
4-90-0	0-0-0
30:28	29:32
4/15	6/14
2/3	0/1
5-33	3-24

### INDIVIDUAL LEADERS

RUSHING	PASSING	RECEIVING
ILL—Corbin 21-70-1	ILL—Lunt 28-54-1-377-2	ILL—Turner 11-164-2
NU—Jackson 21-173-3	NU—Thorson 13-20-0-121-1	NU—Nagel 3-37-0



**GAME 13: NORTHWESTERN 31, #23 PITTSBURGH 24 (NewEra Pinstripe Bowl)**

**NEW YORK** -- Justin Jackson rushed 33 times for 226 yards and three touchdowns Wednesday at Yankee Stadium, leading Northwestern to an exciting 31-24 win over No. 23 Pitt in the Pinstripe Bowl. Jackson was named the Bowl MVP.

NU's defense helped shut down an incredible high-powered Pitt offense with stellar red-zone defense, including a pair of interceptions near the goal line.

Quarterback Clayton Thorson added a touchdown toss to give him a Northwestern single-season record 22 on the year.

Despite giving up an early field goal, the Wildcats responded with 14 unanswered points on the back of Jackson.

The #B1GCats made a key fourth-and-goal stand in the first quarter when junior linebacker Anthony Walker, Jr., stopped Pitt running back James Conner mid air. After a short quarterback sneak by sophomore Clayton Thorson, Jackson matched his career long with a 68-yard run to move the 'Cats into Pitt territory.

Jackson finished the first quarter with 91 rushing yards, the most in a quarter in his career, and capped the drive early in the second quarter with an eight-yard score to put NU in front, 7-3.

Pitt drove into the red zone for the third time and again came up empty when junior Godwin Igwebuike picked off Nate Peterman at the goal line. Unfortunately, the Wildcats gave the ball back on the ensuing drive when Thorson threw an interception in the end zone.

The Wildcats forced a punt on Pitt's next drive and quickly went 74 yards on eight plays in just 2:34 to take a 14-3 lead. Thorson found junior Macan Wilson for a gain of 32 yards to put NU inside the Pitt 30 and Jackson found room to the right side just two plays later to score his second touchdown of the game from 16 yards out.

The two-score lead was short lived for Northwestern however as the Panthers went deep on the first play of the next drive for a 69-yard score to pull within 14-10.

Both teams drove into their opponents territory as the first half came to a close, but the 'Cats turned it over on a lateral pass and Pitt's last-second hail mary attempt was batted down by junior Kyle Queiro to protect the lead.

Pitt took the lead back early in the second half when Quadree Henderson raced 57 yards on a jet sweep to set up a five-yard touchdown run by Peterman two plays later to give the Panthers a 17-14 lead with 13:13 to go in the third quarter.

The 'Cats wasted no time taking the lead back thanks again to their workhorse running back Jackson. On 3rd and 7 from the Pitt 40 yard line, Jackson went up the middle and juke a defenders out of his shoes to score his third touchdown of the game and eclipse the 200-yard mark for the first time in his career.

His third rushing touchdown matched his career high set against Western Michigan and Illinois earlier this season and also tied Darnell Autry's Northwestern bowl game record set in the 1996 Rose Bowl.

Pitt drove down into the Northwestern red zone again on its next drive before a bad snap and a shared Joe Gaziano and Xavier Washington sack pushed the Panthers back. An ensuing field goal went wide, but Pitt got a second change when Northwestern's punt following an offensive three-and-out was blocked. This time the Panthers converted early in the fourth quarter to regain a 24-21 lead with 13:15 to play in the game.

On Northwestern's next drive, Thorson stayed poised in the pocket and guided the Wildcats deep into Pittsburgh territory while converting on multiple fourth-down plays. On the final one, Thorson found a wide open Garret Dickerson in the flat, and Dickerson raced 21 yards to the end zone to put NU back on top, 28-24, with 8:23 to play in the game.

The TD toss was the 22nd of Thorson's year, giving him the NU single-season record.

Northwestern immediately got the ball back when Walker, Jr., forced a fumble and Tyler Lancaster pounced on it. Four plays later, Jack Mitchell booted a 37-yard field goal to make NU's lead 31-24, with just over six minutes to play.

Pitt again drove deep into the Northwestern territory, but yet again the Wildcats red zone defense stood tall. On third down, Jared McGee broke up a sure touchdown in the end zone before, on the very next play, making the interception at the 3-yard-line to give NU the ball back with 2:49 to go.

Northwestern had to punt, and Hunter Niswander responded with a beautiful 50-yard boot. Kyle Queiro then stepped in front of a pass to seal the game with the Wildcats third interception of the game.

	1st	2nd	3rd	4th	OT	Final
NORTHWESTERN	0	14	7	10	-	31
#23 PITTSBURGH	3	7	7	7	-	24

**First Quarter:** 11:53 PITT—Blewitt 46 FG

**Second Quarter:** 14:31 NU—Jackson 8 run (Mitchell kick); 3:08 NU—Jackson 16 run (Mitchell kick); 2:51 PITT—Weah 69 catch (Blewitt kick)

**Third Quarter:** 13:13 PITT—Peterman 5 run (Blewitt kick); 7:47 NU—Jackson 40 run (Mitchell kick)

**Fourth Quarter:** 13:15 PITT—Aston 6 catch (Blewitt kick); 8:23 NU—Dickerson 21 catch (Mitchell kick); 6:14 NU—Mitchell 37 FG

**GAME STATISTICS**

NU	PITT
27	18
50	32
290	203
42	34
248	169
214	269
36	29
23	16
1	3
86	61
462	438
1-1	2-1
4-35	5-50
3-25-0	1-0-0
4-122	1-41
30.5	41.0
1-0-0	2-2-0
3-47-0	5-50-0
35:22	24:38
9/19	6/13
4/4	0/2
1-18	4-20

**INDIVIDUAL LEADERS**

RUSHING	PASSING	RECEIVING
NU—Jackson 32-224-3	NU—Thorson 23-36-1-214-1	NU—Carr 6-51-0
PITT—Henderson 6-84-0	PITT—Peterman 13-18-1-253-1	PITT—Weah 2-75-1





**N**

**HISTORY**

Year	W	L	T	Coach	Year	W	L	T	Coach
1882	1	1	0	None	1954	2	7	0	Bob Voigts
1883	0	0	0	None	1955	0	8	1	Lou Saban
1884	0	0	0	None	1956	4	4	1	Ara Parseghian
1885	0	0	0	None	1957	0	9	0	Ara Parseghian
1886	0	1	0	None	1958	5	4	0	Ara Parseghian
1887	0	0	0	None	1959	6	3	0	Ara Parseghian
1888	2	1	0	None	1960	5	4	0	Ara Parseghian
1889	2	2	0	None	1961	4	5	0	Ara Parseghian
1890	4	1	1	None	1962	7	2	0	Ara Parseghian
1891	2	2	3	Knowlton L. Ames	1963	5	4	0	Ara Parseghian
1892	5	3	2	Knowlton L. Ames	1964	3	6	0	Alex Agase
1893	2	5	3	Paul Noyes	1965	4	6	0	Alex Agase
1894	4	5	0	A.A. Ewing	1966	3	6	1	Alex Agase
1895	6	5	0	Alvin H. Culver	1967	3	7	0	Alex Agase
1896	6	1	2	Alvin H. Culver	1968	1	9	0	Alex Agase
1897	5	3	0	Jesse Van Doozer	1969	3	7	0	Alex Agase
1898	9	4	1	W.H. Bannard	1970	6	4	0	Alex Agase
1899	6	6	0	C.M. Hollister	1971	7	4	0	Alex Agase
1900	7	2	3	C.M. Hollister	1972	2	9	0	Alex Agase
1901	8	2	1	C.M. Hollister	1973	4	7	0	John Pont
1902	6	6	0	C.M. Hollister	1974	3	8	0	John Pont
1903 *	10	1	3	Walter McCormack	1975	3	8	0	John Pont
1904	8	2	0	Walter McCormack	1976	1	10	0	John Pont
1905	8	2	1	Walter McCormack	1977	1	10	0	John Pont
1906	—	—	—	No Varsity Team	1978	0	10	1	Rick Venturi
1907	—	—	—	No Varsity Team	1979	1	10	0	Rick Venturi
1908	2	2	0	Alton Johnson	1980	0	11	0	Rick Venturi
1909	1	3	1	Bill Horr	1981	0	11	0	Dennis Green
1910	1	3	1	C.E. Hammett	1982	3	8	0	Dennis Green
1911	3	4	0	C.E. Hammett	1983	2	9	0	Dennis Green
1912	2	3	1	C.E. Hammett	1984	2	9	0	Dennis Green
1913	1	6	0	Dennis Grady	1985	3	8	0	Dennis Green
1914	1	6	0	Fred Murphy	1986	4	7	0	Francis Peay
1915	2	5	0	Fred Murphy	1987	2	8	1	Francis Peay
1916	6	1	0	Fred Murphy	1988	2	8	1	Francis Peay
1917	5	2	0	Fred Murphy	1989	0	11	0	Francis Peay
1918	2	2	1	Fred Murphy	1990	2	9	0	Francis Peay
1919	2	5	0	Charles Bachman	1991	3	8	0	Francis Peay
1920	3	4	0	Elmer McDevitt	1992	3	8	0	Gary Barnett
1921	1	6	0	Elmer McDevitt	1993	2	9	0	Gary Barnett
1922	3	3	1	Glenn Thistlethwaite	1994	3	7	1	Gary Barnett
1923	2	6	0	Glenn Thistlethwaite	1995 *	10	2	0	Gary Barnett
1924	4	4	0	Glenn Thistlethwaite	1996 *	9	3	0	Gary Barnett
1925	5	3	0	Glenn Thistlethwaite	1997	5	7	0	Gary Barnett
1926 *	7	1	0	Glenn Thistlethwaite	1998	3	9	0	Gary Barnett
1927	4	4	0	Dick Hanley	1999	3	8	0	Randy Walker
1928	5	3	0	Dick Hanley	2000 *	8	4	0	Randy Walker
1929	6	3	0	Dick Hanley	2001	4	7	0	Randy Walker
1930 *	7	1	0	Dick Hanley	2002	3	9	0	Randy Walker
1931 *	7	1	1	Dick Hanley	2003	6	7	0	Randy Walker
1932	3	4	1	Dick Hanley	2004	6	6	0	Randy Walker
1933	1	5	2	Dick Hanley	2005	7	5	0	Randy Walker
1934	3	5	0	Dick Hanley	2006	4	8	0	Pat Fitzgerald
1935	4	3	1	Lynn Waldorf	2007	6	6	0	Pat Fitzgerald
1936 *	7	1	0	Lynn Waldorf	2008	9	4	0	Pat Fitzgerald
1937	4	4	0	Lynn Waldorf	2009	8	5	0	Pat Fitzgerald
1938	4	2	2	Lynn Waldorf	2010	7	6	0	Pat Fitzgerald
1939	3	4	1	Lynn Waldorf	2011	6	7	0	Pat Fitzgerald
1940	6	2	0	Lynn Waldorf	2012	10	3	0	Pat Fitzgerald
1941	5	3	0	Lynn Waldorf	2013	5	7	0	Pat Fitzgerald
1942	1	9	0	Lynn Waldorf	2014	5	7	0	Pat Fitzgerald
1943	6	2	0	Lynn Waldorf	2015	10	3	0	Pat Fitzgerald
1944	1	7	1	Lynn Waldorf	2016	7	6	0	Pat Fitzgerald
1945	4	4	1	Lynn Waldorf					
1946	4	4	1	Lynn Waldorf					
1947	3	6	0	Bob Voigts					
1948	8	2	0	Bob Voigts					
1949	4	5	0	Bob Voigts					
1950	6	3	0	Bob Voigts					
1951	5	4	0	Bob Voigts					
1952	2	6	1	Bob Voigts					
1953	3	6	0	Bob Voigts					

\* Big Ten Champion | u Rose Bowl Champion

## COACHES' RECORDS

Year	Coach	W	L	T
1882-90	No coach	9	6	1
1891-92	Knowlton Ames	7	5	5
1893	Paul Noyes	2	5	3
1894	A.A. Ewing	4	5	0
1895-96	Alvin Culver	12	6	2
1897	Jesse Van Doozer	5	3	0
1898	W.H. Bannard	9	4	1
1899-02	C.M. Hollister	27	16	4
1903-05	Walter McCormack	26	5	4
1908	Alton Johnson	2	2	0
1909	Bill Horr	1	3	1
1910-12	C.E. Hammett	6	10	2
1913	Dennis Grady	1	6	0
1914-18	Fred Murphy	16	16	1
1919	Charles Bachman	2	5	0
1920-21	Elmer McDevitt	4	10	0
1922-26	G. Thistlethwaite	21	17	1
1927-34	Dick Hanley	36	26	4
1935-46	Lynn Waldorf	49	45	7
1947-54	Bob Voigts	33	39	1
1955	Lou Saban	0	8	1
1956-63	Ara Parseghian	36	35	1
1964-72	Alex Agase	32	58	1
1973-77	John Pont	12	43	0
1978-80	Rick Venturi	1	31	1
1981-85	Dennis Green	10	45	0
1986-91	Francis Peay	13	51	2
1992-98	Gary Barnett	35	45	1
1999-05	Randy Walker	37	46	0
2006-	Pat Fitzgerald	77	62	0
Totals		615	658	44




**LYNN WALDORF**  
1935-46



**BOB VOIGTS**  
1947-54



**ARA PARSEGHIAN**  
1956-63



**ALEX AGASE**  
1964-72



**GARY BARNETT**  
1992-98



**RANDY WALKER**  
1999-2005



**1882**  
**Record: 1-1**  
**Coach: None**  
**Captain: None**  
 L Lake Forest (Score n/a)  
 W Lake Forest (Score n/a)

**1883**  
**Record: 0-0**  
**Coach: None**  
**Captain: Harry Hamill**  
 No known results

**1884**  
**Record: 0-0**  
**Coach: None**  
**Captain: Unknown**  
 No known results

**1885**  
**Record: 0-0**  
**Coach: None**  
**Captain: Harry Hamill**  
 No known results

**1886**  
**Record: 0-1**  
**Coach: None**  
**Captain: M.E. Fawcett**  
 L Harvard Prep. (Score n/a)

**1887**  
**Record: 0-0**  
**Coach: None**  
**Captain: Isaac R. Hitt**  
 No outside games

**1888**  
**Record: 2-1**  
**Coach: None**  
**Captain: A.H. Henry**  
 W 16 W. Division HS 6 H 11/20  
 L 4 Lake Forest 18 A 11/24  
 W 12 Lake Forest 6 H 12/1

**1889**  
**Record: 2-2**  
**Coach: None**  
**Captain: Erman Ridgway**  
 W 18 Evanston HS 4 H 11/9  
 L 0 Notre Dame 9 H 11/14  
 L 0 Alumni 25 A 11/23  
 W 22 Chicago Wanderers 0 A 12/7

**1890**  
**Record: 4-1-1**  
**Coach: None**  
**Captain: Thomas Moulding**  
 W 16 Evanston HS 4 H 10/10  
 W 18 Evanston HS 0 H 10/22  
 T 0 S. Division HS 0 H 10/30  
 L 0 Alumni 26 A 11/1  
 W 22 Beloit 6 H 11/15  
 W 22 Wisconsin 10 N\* 11/26  
 \*Played in Milwaukee

**1891**  
**Record: 2-2-3**  
**Coach: Knowlton L. Ames**  
**Captain: Ransom Kennicott**  
 W 8 Evanston HS 0 H 9/30  
 T 0 Lake Forest H\* 10/17  
 T 0 Wisconsin N\*\* 10/31  
 W 22 Chicago YMCA 0 H 11/5  
 T 12 Beloit 12 A 11/14  
 L 0 Lake Forest 20 A 11/21  
 L 0 Wisconsin 40 N\*\* 11/29  
 \*Played at Wrigley Field  
 \*\*Played in Milwaukee

**1892**  
**Record: 5-3-2**  
**Coach: Knowlton L. Ames**  
**Captain: Paul Noyes**  
 W 16 Chicago YMCA 0 H 10/1  
 T 16 Illinois 16 A 10/12  
 W 36 Beloit 0 H 10/15  
 T 0 Chicago 0 A 10/22  
 W 10 Michigan 8 N 10/29  
 W 6 Chicago 4 H 11/2  
 L 12 Minnesota 18 A 11/8  
 W 18 Lake Forest 0 A 11/12  
 L 6 Wisconsin 20 N\* 11/19  
 L 6 Wisconsin 26 H 11/24  
 \*Played in Milwaukee

**1893**  
**Record: 2-5-3**  
**Coach: Paul Noyes**  
**Captain: Frank Griffith**  
 L 0 Denver A.C. 8 N 10/4  
 L 6 Chicago 12 A 10/18  
 T 0 Illinois 0 H 10/21  
 T 12 Lake Forest 12 H 10/27  
 L 0 Minnesota 16 H 10/30  
 W 10 Beloit 6 H 11/4  
 T 6 Chicago 6 H 11/8  
 W 38 Lake Forest 22 H 11/11  
 L 6 Michigan 72 A 11/18  
 L 14 Chicago 22 N 12/16

**1894**  
**Record: 4-5**  
**Coach: A.A. Ewing**  
**Captain: Jon Oberne**  
 L 0 Chicago 46 A 10/6  
 W 14 Evanston HS 0 H 10/11  
 L 6 Lake Forest 24 A 10/13  
 W 12 Evanston HS 0 H 10/17  
 L 6 Beloit 42 A 10/20  
 W 22 Evanston HS 6 H 10/24  
 W 12 Lake Forest 6 H 10/26  
 L 0 Illinois 8 A 11/3  
 L 0 Chicago 36 H 11/24

**1895**  
**Record: 6-5**  
**Coach: Alvin H. Culver**  
**Captain: Jesse Van Doozer**  
 L 6 Wisconsin 12 N 9/21  
 L 0 Iowa State 36 H 9/28  
 W 16 Evanston HS 0 H 10/3  
 W 34 Beloit 6 H 10/5  
 W 44 Armour Institute 0 H 10/12  
 W 22 Chicago 6 A 10/19  
 W 24 L. Forest-Rush Med. 0 H 10/31  
 W 24 Purdue 6 A 11/2  
 L 18 Missouri 22 N 11/9  
 L 0 Chicago 6 H 11/16  
 L 4 Illinois 38 A 11/23

**1896**  
**Record: 6-1-2; 2-1-1**  
**Coach: Alvin H. Culver**  
**Captain: Jesse Van Doozer**  
 W 20 Englewood HS 0 H 10/1  
 W 4 Chicago A.C. 0 H 10/3  
 W 42 Armour Institute 0 H 10/7  
 T 6 Beloit 6 H 10/10  
 W 16 Chi. Phys. & Surg. 6 H 10/17  
 W 46 Chicago 6 N 10/24  
 W 10 Illinois 4 A 11/7  
 L 6 Chicago 18 H 11/4  
 T 6 Wisconsin 6 H 11/26

**1897**  
**Record: 5-3; 0-2**  
**Coach: Jesse Van Doozer**  
**Captain: Joe Hunter**  
 W 6 Evanston HS 0 H 9/29  
 W 6 Beloit 0 N 10/9  
 L 6 Iowa 12 H 10/16  
 L 6 Chicago 21 A 10/23  
 W 6 Chi. Phys. & Surg. 0 H 10/30  
 W 16 Rush Medical 0 H 11/6  
 W 25 Alumni 0 H 11/13  
 L 0 Wisconsin 22 H 11/25

**1898**  
**Record: 9-4-1; 0-4**  
**Coach: W.H. Bannard**  
**Captain: Clarence Thorne**  
 W 34 NW Division HS 0 H 9/21  
 W 22 Englewood HS 0 H 9/24  
 W 18 Hyde Park HS 0 H 9/28  
 W 57 Dixon College 0 H 10/1  
 W 17 Beloit 11 H 10/8  
 W 22 Hahnemann Med. 6 H 10/12  
 W 11 Chi. Phys. & Surg. 2 H 10/15  
 W 5 Chicago A.C. 0 H 10/18  
 L 5 Chicago 34 A 10/22  
 W 27 Lake Forest 0 H 10/29  
 L 5 Michigan 6 N 11/5  
 L 6 Minnesota 17 A 11/12  
 W 11 Armour Institute 0 H 11/19  
 L 0 Wisconsin 47 H 11/24

**1899**  
**Record: 6-6; 2-2**  
**Coach: C.M. Hollister**  
**Captain: Harry Little**  
 W 24 NU Dental 0 H 9/21  
 W 29 Englewood HS 0 H 9/23  
 L 0 Alumni 18 H 9/30  
 L 0 Rush Medical 6 H 10/7  
 L 0 Wisconsin 38 A 10/14  
 T 16 Beloit 11 A 10/21  
 W 16 Lake Forest 0 H 10/25  
 L 0 Notre Dame 12 A 10/28  
 W 11 Minnesota 5 A 11/4  
 W 29 Purdue 0 H 11/11  
 W 11 Indiana 6 H 11/18  
 L 0 Chicago 76 A 11/25

**1900**  
**Record: 7-2-3; 2-1-2**  
**Coach: C.M. Hollister**  
**Captain: C.E. Dietz**  
 W 36 Naperville 0 H 9/21  
 W 29 North Division HS 0 H 9/26  
 L 0 Chi. Phys. & Surg. 6 H 9/29  
 W 6 Rush Medical 0 H 10/6  
 W 12 Indiana 0 H 10/13  
 W 23 Lake Forest 0 H 10/17  
 T 0 Illinois 0 H 10/20  
 T 6 Beloit 6 H 10/27  
 W 11 Knox 5 H 11/5  
 W 5 Chicago 0 A 11/10  
 L 0 Minnesota 21 A 11/17  
 T 5 Iowa 5 H 11/29

**1901**  
**Record: 8-2-1; 3-2**  
**Coach: C.M. Hollister**  
**Captain: C.E. Dietz**  
 W 27 Fort Sheridan 0 H 9/18  
 W 30 Naperville 0 H 9/21  
 W 47 Lombard 0 H 9/28  
 W 12 Lake Forest 0 H 10/5  
 W 2 Notre Dame 0 H 10/12  
 L 0 Michigan 29 A 10/19  
 W 17 Illinois 11 A 10/26  
 W 6 Chicago 5 A 11/9  
 T 11 Beloit 11 H 11/16  
 L 0 Minnesota 16 N 11/23  
 W 10 Purdue 5 A 11/28

**1902**  
**Record: 6-6; 0-4**  
**Coach: C.M. Hollister**  
**Captain: Charles Ward**  
 W 15 Fort Sheridan 0 H 9/20  
 W 10 Naperville 5 H 9/27  
 W 11 Chicago Dental 0 H 10/1  
 W 26 Lake Forest 0 H 10/4  
 W 11 Rush Medical 0 H 10/11  
 L 0 Chicago 12 N 10/18  
 L 0 Knox 15 H 10/25  
 L 0 Purdue 5 H 11/1  
 L 0 Wisconsin 51 H 11/8  
 W 10 Beloit 0 H 11/15  
 L 0 Illinois 17 H 11/22  
 L 0 Nebraska 12 A 11/27

**1903 (Co-Big Ten Champions)**  
**Record: 10-1-3; 1-0-2**  
**Coach: Walter McCornack**  
**Captain: Harry Fleager**  
 W 17 N. Division HS 5 H 9/19  
 W 28 Fort Sheridan 0 H 9/22  
 W 35 Englewood HS 0 H 9/23  
 W 22 Naperville 6 H 9/28  
 W 5 Alumni 0 H 9/30  
 W 24 Lombard 0 H 10/3  
 W 18 Chicago Dental 11 H 10/7  
 W 23 Washington (Mo.) 0 A 10/10  
 T 0 Chicago 0 A 10/17  
 W 35 Cincinnati 0 A 10/24  
 W 12 Illinois 11 A 10/31  
 T 0 Notre Dame 0 N 11/4  
 T 6 Wisconsin 6 N 11/21  
 L 0 Carlisle 28 N 11/26

**1904**  
**Record: 8-2; 1-2**  
**Coach: Walter McCornack**  
**Captain: Harry Allen**  
 W 17 Fort Sheridan 0 H 9/24  
 W 34 Naperville 0 H 10/1  
 W 18 N. Division HS 0 H 10/5  
 W 55 Lombard 0 H 10/8  
 W 34 Beloit 0 H 10/15  
 L 0 Chicago 32 A 10/22  
 W 45 DePauw 0 H 10/29  
 W 97 Oshkosh Normal 0 H 11/5  
 W 12 Illinois 6 H 11/12  
 L 0 Minnesota 17 N 11/19

**1905**  
**Record: 8-2-1; 0-2**  
**Coach: Walter McCornack**  
**Captain: Arthur Rueber**  
 W 32 Evanston HS 0 H 9/20  
 W 11 N. Division HS 0 A 9/23  
 W 41 St. Viator 0 H 9/30  
 W 5 Wabash 0 H 10/7  
 W 18 Beloit 2 A 10/14  
 T 0 Transylvania 0 H 10/21  
 L 0 Chicago 32 H 10/28  
 W 30 Marquette 5 H 11/4  
 W 34 Ohio Northern 0 H 11/11  
 W 37 Mich. Agricultural 11 H 11/18  
 L 6 Minnesota 72 A 11/25

1906—No Varsity Team

1907—No Varsity Team

**1908**  
**Record: 2-2; 0-2**  
**Coach: Alton Johnson**  
**Captain: Dave August**  
 W 10 Alumni 6 H 10/10  
 W 44 Beloit 4 H 10/24  
 L 10 Purdue 16 H 11/7  
 L 8 Illinois 64 A 11/21

**1909**  
**Record: 1-3-1; 1-3**  
**Coach: Bill Horr**  
**Captain: Dave August**  
 T 0 Illinois Wesleyan 0 H 10/2  
 W 14 Purdue 5 A 10/9  
 L 11 Wisconsin 21 H 10/30  
 L 0 Chicago 34 A 11/6  
 L 0 Illinois 35 H 11/13

**1910**  
**Record: 1-3-1; 1-2-1**  
**Coach: C.E. Hammett**  
**Captain: John Manley**  
 L 0 Illinois Wesleyan 3 H 10/1  
 W 10 Iowa 5 H 10/8  
 L 0 Chicago 10 A 10/22  
 T 0 Wisconsin 0 A 10/29  
 L 0 Illinois 27 H 11/12

**1911**  
**Record: 3-4; 1-4**  
**Coach: C.E. Hammett**  
**Captain: Ernest A. Reese**  
 W 26 Monmouth 0 H 10/7  
 W 10 Illinois Wesleyan 0 H 10/14  
 W 5 Indiana 0 H 10/21  
 L 3 Wisconsin 28 H 10/28  
 L 3 Chicago 9 H 11/1  
 L 13 Illinois 27 A 11/18  
 L 0 Iowa 6 A 11/25

**1912**  
**Record: 2-3-1; 2-3**  
**Coach: C.E. Hammett**  
**Captain: Andrew N. Johnson**  
 T 0 Lake Forest 0 H 10/5  
 L 0 Wisconsin 56 A 10/12  
 W 20 Indiana 7 A 10/26  
 L 6 Purdue 21 H 11/2  
 L 0 Chicago 3 A 11/9  
 W 6 Illinois 0 H 11/23

**1913**  
**Record: 1-6; 0-6**  
**Coach: Dennis Grady**  
**Captain: Walter Kraft**  
 W 10 Lake Forest 0 H 10/4  
 L 0 Purdue 34 H 10/11  
 L 0 Illinois 37 A 10/18  
 L 6 Iowa 78 H 10/25  
 L 0 Chicago 14 H 11/8  
 L 20 Indiana 21 H 11/15  
 L 0 Ohio State 58 A 11/22

**1914**  
**Record: 1-6; 0-6**  
**Coach: Fred Murphy**  
**Captain: Wilbur Hightower**  
 W 7 Lake Forest 0 H 10/3  
 L 0 Chicago 28 A 10/10  
 L 0 Indiana 27 A 10/17  
 L 0 Illinois 33 H 10/24  
 L 0 Iowa 27 H 11/7  
 L 6 Purdue 34 H 11/14  
 L 0 Ohio State 27 A 11/21

**1915**  
**Record: 2-5; 0-5**  
**Coach: Fred Murphy**  
**Captain: Austin Stromberg**  
 W 27 Lake Forest 6 H 10/2  
 L 0 Chicago 7 H 10/9  
 L 6 Iowa 9 A 10/16  
 L 6 Illinois 36 A 10/23  
 W 24 Missouri 6 H 11/6  
 L 6 Indiana 14 H 11/13  
 L 0 Ohio State 34 H 11/20

**1916**  
**Record: 6-1; 4-1**  
**Coach: Fred Murphy**  
**Captain: A.H. Henry**  
 W 26 Lake Forest 7 H 10/7  
 W 10 Chicago 0 A 10/21  
 W 40 Drake 6 H 10/28  
 W 7 Indiana 0 A 11/4  
 W 20 Iowa 13 H 11/10  
 W 38 Purdue 6 H 11/18  
 L 3 Ohio State 23 A 11/25

**1917**  
**Record: 5-2; 3-2**  
**Coach: Fred Murphy**  
**Captain: Robert Randolph**  
 W 48 Lake Forest 0 H 10/6  
 L 0 Ohio State 40 A 10/13  
 L 0 Chicago 7 H 10/27  
 W 12 Purdue 6 A 11/3  
 W 39 Mich. Agricultural 6 H 11/10  
 W 25 Iowa 14 H 11/17  
 W 21 Michigan 12 H 11/24

**1918**  
**Record: 2-2-1; 1-1**  
**Coach: Fred Murphy**  
**Captain: Gene McLaughlin**  
 T 0 Great Lakes Navy 0 A 10/26  
 L 0 Municipal Pier 25 H 11/2  
 W 47 Knox 7 H 11/9  
 W 21 Chicago 6 H 11/16  
 L 7 Iowa 23 A 11/23

**1919**  
**Record: 2-5; 1-4**  
**Coach: Charles Bachman**  
**Captain: Robert Koehler**  
 W 20 DePauw 0 H 10/11  
 L 6 Wisconsin 10 H 10/18  
 L 0 Chicago 41 A 10/25  
 L 13 Michigan 16 A 11/1  
 L 7 Iowa 14 H 11/8  
 W 3 Indiana 2 H 11/15  
 L 0 Rutgers 28 A 11/27

**1920**  
**Record: 3-4; 2-3**  
**Coach: Elmer McDevitt**  
**Captain: Graham Penfield**  
 W 14 Knox 0 H 10/2  
 W 17 Minnesota 0 H 10/9  
 L 7 Wisconsin 27 A 10/16  
 L 7 Indiana 10 N 10/30  
 L 0 Iowa 20 A 11/6  
 W 14 Purdue 0 H 11/13  
 L 7 Notre Dame 33 H 11/20

**1921**  
Record: 1-6; 0-5  
Coach: Elmer McDevitt  
Captain: Jack Hathaway

L	0	Beloit	7	H	9/24
L	0	Chicago	41	A	10/1
L	0	Minnesota	28	A	10/8
L	0	Wisconsin	27	H	10/15
W	34	DePaul	0	H	10/29
L	0	Purdue	3	A	11/5
L	0	Iowa	14	H	11/19

**1922**  
Record: 3-3-1; 1-3-1  
Coach: Glenn Thistlethwaite  
Captain: James Patterson

W	17	Beloit	0	H	10/7
L	7	Chicago	15	A	10/14
T	7	Minnesota	0	A	10/21
L	3	Illinois	6	H	11/4
W	24	Purdue	13	H	11/11
W	58	Monmouth	14	H	11/18
L	3	Iowa	37	A	11/25

**1923**  
Record: 2-6; 0-6  
Coach: Glenn Thistlethwaite  
Captain: William McElwain

W	21	Beloit	6	H	10/6
L	6	Indiana	7	N	10/13
L	0	Chicago	13	A	10/20
L	0	Illinois	29	N	10/27
L	14	Minnesota	34	A	11/3
W	32	Lake Forest	0	H	11/10
L	3	Purdue	6	A	11/17
L	14	Iowa	17	H	11/24

**1924**  
Record: 4-4; 1-3  
Coach: Glenn Thistlethwaite  
Captain: Robert Wienecke

W	28	South Dakota	0	H	10/4
W	42	Cincinnati	0	H	10/11
L	3	Purdue	7	H	10/18
W	13	Michigan State	9	H	10/25
W	17	Indiana	7	H	11/1
L	0	Michigan	27	A	11/8
L	0	Chicago	3	A	11/15
L	6	Notre Dame	13	N	11/22

**1925**  
Record: 5-3; 3-1  
Coach: Glenn Thistlethwaite  
Captain: Tim Lowry

W	14	South Dakota	7	H	10/3
W	17	Carleton	0	H	10/10
L	0	Chicago	6	A	10/17
L	7	Tulane	18	N	10/24
W	17	Indiana	14	H	10/31
W	3	Michigan	2	H	11/7
W	13	Purdue	9	A	11/14
L	10	Notre Dame	13	A	11/21

**1926 (Co-Big Ten Champions)**  
Record: 7-1; 5-0  
Coach: Glenn Thistlethwaite  
Captain: Ralph Baker

W	34	South Dakota	0	H	10/2
W	31	Carleton	3	H	10/9
W	20	Indiana	0	H	10/16
L	0	Notre Dame	6	H	10/23
W	21	Indiana	0	A	10/30
W	22	Purdue	0	H	11/6
W	38	Chicago	7	H	11/13
W	13	Iowa	6	A	11/20

**1927**  
Record: 4-4; 2-3  
Coach: Dick Hanley  
Captain: Vic Gustafson

W	47	South Dakota	2	H	10/1
W	13	Utah	6	H	10/8
W	19	Ohio State	13	A	10/15
L	6	Illinois	7	H	10/22
L	19	Missouri	34	H	10/29
L	6	Purdue	18	A	11/5
L	7	Indiana	18	H	11/12
W	12	Iowa	0	H	11/19

**1928**  
Record: 5-3; 2-3  
Coach: Dick Hanley  
Captain: Walter Holmer

W	14	Butler	0	H	10/6
L	0	Ohio State	10	H	10/13
W	7	Kentucky	0	H	10/20
L	0	Illinois	6	A	10/27
W	10	Minnesota	9	H	11/3
L	7	Purdue	6	H	11/10
L	0	Indiana	6	A	11/17
W	27	Dartmouth	6	H	11/24

**1929**  
Record: 6-3; 3-2  
Coach: Dick Hanley  
Captain: Henry Anderson

W	27	Cornell (Iowa)	18	H	9/28
W	13	Butler	0	H	10/5
W	7	Wisconsin	0	A	10/12
L	14	Minnesota	26	H	10/19
W	66	Wabash	0	H	10/26
W	7	Illinois	0	H	11/2
W	18	Ohio State	6	A	11/9
L	14	Indiana	19	H	11/16
L	6	Notre Dame	26	H	11/23

**1930 (Co-Big Ten Champions)**  
Record: 7-1; 5-0  
Coach: Dick Hanley  
Captain: Henry Bruder

W	14	Tulane	0	H	10/4
W	19	Ohio State	2	H	10/11
W	32	Illinois	0	A	10/18
W	45	Centre	7	H	10/25
W	27	Minnesota	6	A	11/1
W	25	Indiana	0	A	11/8
W	20	Wisconsin	7	H	11/15
L	0	Notre Dame	14	H	11/22

**1931 (Co-Big Ten Champions)**  
Record: 7-1-1; 5-1  
Coach: Dick Hanley  
Captain: Dal Marvil

W	19	Nebraska	7	H	10/3
T	0	Notre Dame	0	N	10/10
W	19	UCLA	0	H	10/17
W	10	Ohio State	0	H	10/24
W	32	Illinois	6	H	10/31
W	32	Minnesota	14	H	11/7
W	7	Indiana	6	H	11/14
W	19	Iowa	0	H	11/21
L	0	Purdue	7	N	11/28

**1932**  
Record: 3-4-1; 2-3-1  
Coach: Dick Hanley  
Captain: Ernest "Pug" Rentner

W	27	Missouri	0	H	10/1
L	6	Michigan	15	A	10/8
L	6	Illinois	0	A	10/15
T	7	Purdue	7	H	10/22
L	0	Minnesota	7	H	10/29
L	6	Ohio State	20	H	11/5
L	0	Notre Dame	21	N	11/12
W	44	Iowa	6	H	11/19

**1933**  
Record: 1-5-2; 1-4-1  
Coach: Dick Hanley  
Captain: Jack Heuss

L	0	Iowa	7	N	10/7
T	0	Stanford	0	N	10/14
L	25	Indiana	0	N	10/21
L	0	Ohio State	12	A	10/28
T	0	Minnesota	0	H	11/4
L	0	Illinois	3	H	11/11
L	0	Notre Dame	7	H	11/18
L	0	Michigan	13	H	11/25

**1934**  
Record: 3-5; 2-3  
Coach: Dick Hanley  
Captain: Al Kawal

W	21	Marquette	12	H	9/29
L	7	Iowa	20	H	10/6
L	0	Stanford	20	A	10/13
L	6	Ohio State	28	H	10/27
W	7	Wisconsin	0	H	11/3
L	3	Illinois	14	H	11/10
L	7	Notre Dame	20	H	11/17
W	13	Michigan	6	A	11/24

**1935**  
Record: 4-3-1; 2-3-1  
Coach: Lynn Waldorf  
Captains: Wally Cruise, Al Lind

W	14	DePaul	0	H	9/28
L	0	Purdue	7	H	10/5
L	7	Ohio State	28	A	10/19
L	13	Minnesota	21	A	10/26
W	10	Illinois	3	H	11/2
W	14	Notre Dame	7	A	11/9
W	32	Wisconsin	13	H	11/16
T	0	Iowa	0	H	11/23

**1936 (Big Ten Champions)**  
Record: 7-1; 6-0  
Coach: Lynn Waldorf  
Captain: Steve Reid

W	18	Iowa	7	H	10/3		
W	40	North Dakota St.	7	H	10/10		
W	14	Ohio State	13	H	10/17		
#4	W	13	Illinois	2	A	10/24	
#3	W	6	#1	Minnesota	0	H	10/31
#1	W	26	Wisconsin	18	H	11/7	
#1	W	9	Michigan	0	A	11/14	
#1	L	6	#11	Notre Dame	26	A	11/21

**1937**  
Record: 4-4; 3-3  
Coach: Lynn Waldorf  
Captain: Don Heap

W	33	Iowa State	0	H	10/2		
W	7	Michigan	0	H	10/9		
W	14	Purdue	7	H	10/16		
#7	L	0	#12	Ohio State	7	A	10/23
W	14	Wisconsin	6	A	10/30		
#19	L	0	#7	Illinois	6	H	11/6
L	0	#7	Minnesota	7	A	11/13	
L	0	#12	Notre Dame	9	H	11/19	

**1938**  
Record: 4-2-2; 2-1-2  
Coach: Lynn Waldorf  
Captain: Cleo Diehl

W	21	Kansas State	0	H	10/1		
W	33	Drake	0	H	10/8		
T	0	Ohio State	0	H	10/15		
#18	W	13	Illinois	0	A	10/22	
#12	W	6	#2	Minnesota	3	H	10/29
#7	L	13	Wisconsin	20	H	11/5	
#17	T	0	#18	Michigan	0	A	11/12
#16	L	7	#1	Notre Dame	9	H	11/19

**1939**  
Record: 3-4-1; 3-2-1  
Coach: Lynn Waldorf  
Captain: Hal Method

L	0	Oklahoma	23	H	10/7	
L	0	Ohio State	13	A	10/14	
W	13	Wisconsin	7	H	10/21	
W	13	Illinois	0	H	10/21	
W	14	Minnesota	7	A	11/4	
L	0	Purdue	3	H	11/11	
L	0	#9	Notre Dame	7	A	11/18
T	7	#9	Iowa	7	H	11/25

**1940**  
Record: 6-2; 4-2  
Coach: Lynn Waldorf  
Captain: Dick Richards

W	40	Syracuse	0	A	10/5		
W	6	#15	Ohio State	3	H	10/12	
#4	W	27	Wisconsin	7	A	10/19	
#7	W	20	Indiana	7	H	10/26	
#8	L	12	#4	Minnesota	13	H	11/2
#10	W	32	Illinois	14	H	11/9	
#10	L	13	#6	Michigan	20	A	11/16
#10	W	20	#14	Notre Dame	0	H	11/23

**1941**  
Record: 5-3; 4-2  
Coach: Lynn Waldorf  
Captain: Floyd Chambers

W	51	Kansas State	3	H	10/4		
#8	W	41	Wisconsin	14	H	10/11	
#5	L	7	#6	Michigan	14	H	10/18
#13	W	14	#11	Ohio State	7	A	10/25
#9	L	7	#1	Minnesota	8	A	11/1
#10	W	20	Indiana	14	H	11/8	
#8	L	6	#5	Notre Dame	7	H	11/15
#10	W	27	Illinois	0	H	11/22	

**1942**  
Record: 1-9; 0-6  
Coach: Lynn Waldorf  
Captain: Nick Burke

L	12	#16	Iowa Pre-Flight	20	H	9/25
W	3	#7	Texas	0	H	10/3
L	6	Purdue	7	H	10/10	
L	16	#2	Michigan	34	A	10/17
L	6	#1	Ohio State	20	H	10/24
L	7	Minnesota	19	A	10/31	
L	7	Illinois	14	H	11/7	
L	19	#12	Wisconsin	20	H	11/14
L	20	#6	Notre Dame	27	A	11/21
L	0	#6	Great Lakes	48	H	11/26

**1943**  
Record: 6-2; 5-1  
Coach: Lynn Waldorf  
Captain: Alex Kapter

W	14	Indiana	6	H	9/25		
L	7	#9	Michigan	21	H	10/2	
#19	W	13	#14	Great Lakes	0	H	10/16
#17	W	13	Ohio State	0	A	10/23	
#15	W	42	Minnesota	6	H	10/30	
#12	W	41	Wisconsin	0	A	11/6	
#8	L	6	#1	Notre Dame	25	H	11/13
#9	W	53	Illinois	6	H	11/20	

**1944**  
Record: 1-7-1; 0-5-1  
Coach: Lynn Waldorf  
Captain: Ray Justak

W	62	DePauw	0	H	9/23	
L	6	Wisconsin	7	H	9/30	
L	0	#6	Great Lakes	25	H	10/7
L	0	#13	Michigan	27	A	10/14
L	7	#20	Indiana	14	H	10/21
T	14	#10	Minnesota	14	A	11/4
L	0	#11	Notre Dame	21	A	11/18
L	6	Illinois	25	H	11/25	

**1945**  
Record: 4-4-1; 3-3-1  
Coach: Lynn Waldorf  
Captain: Max Morris

W	18	Iowa State	6	H	9/22		
T	7	Indiana	7	H	9/29		
L	7	#8	Michigan	20	H	10/6	
L	7	#5	Minnesota	30	A	10/20	
W	26	#4	Purdue	14	H	10/27	
#20	L	14	#6	Ohio State	16	A	11



1955

Record: 0-8-1; 0-6-1

Coach: Lou Saban

Captain: Sandy Sacks

Table with columns for game number, date, opponent, score, and result.

1956

Record: 4-4-1; 3-3-1

Coach: Ara Parseghian

Captain: Ted Ringer

Table with columns for game number, date, opponent, score, and result.

1957

Record: 0-9; 0-7

Coach: Ara Parseghian

Captains: Bob McKeiver, Al Viola

Table with columns for game number, date, opponent, score, and result.

1958

Record: 5-4; 3-4

Coach: Ara Parseghian

Captains: James Andreotti, Willmer Fowler

Table with columns for game number, date, opponent, score, and result.

1959

Record: 6-3; 4-3

Coach: Ara Parseghian

Captains: James Andreotti, Ron Burton, Gene Gossage, Mike Stock

Table with columns for game number, date, opponent, score, and result.

1960

Record: 5-4; 2-4

Coach: Ara Parseghian

Captains: Irv Cross, Mike Stock

Table with columns for game number, date, opponent, score, and result.

1961\*

Record: 4-5; 2-4

Coach: Ara Parseghian

Captains: Larry Onesti

Table with columns for game number, date, opponent, score, and result.

1962\*

Record: 7-2; 4-2

Coach: Ara Parseghian

Captains: Jay Robertson

Table with columns for game number, date, opponent, score, and result.

1963\*

Record: 5-4; 3-4

Coach: Ara Parseghian

Captains: Chuck Logan, Kent Pike

Table with columns for game number, date, opponent, score, and result.

1964\*

Record: 3-6; 2-5

Coach: Alex Agase

Captain: Joe Cerne

Table with columns for game number, date, opponent, score, and result.

1965\*

Record: 4-6; 3-4

Coach: Alex Agase

Captain: Jeff Brooke

Table with columns for game number, date, opponent, score, and result.

1966\*

Record: 3-6-1; 2-4-1

Coach: Alex Agase

Captains: Cas Banaszek, Bob Otterbacher

Table with columns for game number, date, opponent, score, and result.

1967\*

Record: 3-7; 2-5

Coach: Alex Agase

Captain: Bruce Gunstra

Table with columns for game number, date, opponent, score, and result.

1968

Record: 1-9; 1-6

Coach: Alex Agase

Captains: John Cornell, Angelo Loukas

Table with columns for game number, date, opponent, score, and result.

1969

Record: 3-7; 3-4

Coach: Alex Agase

Captains: Ray Forsthofer, Pat Harrington

Table with columns for game number, date, opponent, score, and result.

1970

Record: 6-4; 6-1

Coach: Alex Agase

Captains: Mike Adamle, Joel Hall

Table with columns for game number, date, opponent, score, and result.

1971

Record: 7-4; 6-3

Coach: Alex Agase

Captains: Maurie Daigneau, Eric Hutchinson

Table with columns for game number, date, opponent, score, and result.

1972

Record: 2-9; 1-8

Coach: Alex Agase

Captains: Jim Anderson, Dave Dybas, Dave Glantz, Jim Lash

Table with columns for game number, date, opponent, score, and result.

1973

Record: 4-7; 4-4

Coach: John Pont

Captain: Stan Key

Table with columns for game number, date, opponent, score, and result.

1974

Record: 3-8; 2-6

Coach: John Pont

Captains: Paul Hiemenz, Larry Lilja

Table with columns for game number, date, opponent, score, and result.

1975

Record: 3-8; 2-6

Coach: John Pont

Captain: Greg Boykin

Table with columns for game number, date, opponent, score, and result.

1976

Record: 1-10; 1-7

Coach: John Pont

Captains: Greg Boykin, Randy Dean, Paul Maly, Pete Shaw

Table with columns for game number, date, opponent, score, and result.

1977

Record: 1-10; 1-8

Coach: John Pont

Captain: Paul Maly

Table with columns for game number, date, opponent, score, and result.

1978

Record: 0-10-1; 0-8-1

Coach: Rick Venturi

Captains: Pat Geegan, Mike Kranz

Table with columns for game number, date, opponent, score, and result.

1979

Record: 1-10; 0-9

Coach: Rick Venturi

Captains: Kevin Berg, Mike Fiedler

Table with columns for game number, date, opponent, score, and result.

1980

Record: 0-11; 0-9

Coach: Rick Venturi

Captains: Chuck Kern, Todd Sheets

Table with columns for game number, date, opponent, score, and result.

1981

Record: 0-11; 0-9

Coach: Dennis Green

Captains: Bobby Anderson, Mike Kerrigan

Table with columns for game number, date, opponent, score, and result.

1982

Record: 3-8; 2-7

Coach: Dennis Green

Captains: Chris Hinton, Rich Raffin

Table with columns for game number, date, opponent, score, and result.

1983

Record: 2-9; 2-7

Coach: Dennis Green

Captains: Mike Guendling, Todd Jenkins

Table with columns for game number, date, opponent, score, and result.

1984

Record: 2-9; 2-7

Coach: Dennis Green

Captains: Jim Bobbitt, Phil Leonard

Table with columns for game number, date, opponent, score, and result.

\*rankings only include top 10

**1985**  
**Record: 3-8; 1-7**  
**Coach: Francis Green**  
**Captains: Casey Cummings, Jim Torkelson**

L	17	Duke	40	A	9/7
L	27	Missouri	23	A	9/14
W	38	N. Illinois	16	H	9/28
L	7	Indiana	26	A	10/5
L	10	Minnesota	21	H	10/12
W	17	Wisconsin	14	A	10/19
L	10	Iowa	49	H	10/26
L	7	Purdue	31	A	11/9
L	17	Ohio State	35	H	11/9
L	0	Michigan St.	32	A	11/16
L	20	Illinois	45	H	11/23

**1986**  
**Record: 4-7; 2-6**  
**Coach: Francis Peay**  
**Captains: By game**

L	6	Duke	17	H	9/6
W	25	Army	18	H	9/20
W	37	Princeton	0	A	9/27
L	7	Indiana	24	H	10/4
L	23	Minnesota	44	A	10/11
L	27	Wisconsin	35	H	10/18
L	20	Iowa	27	A	10/25
L	16	Purdue	17	H	11/1
L	9	Ohio State	30	A	11/8
W	24	Michigan St.	21	H	11/15
W	23	Illinois	18	A	11/22

**1987**  
**Record: 2-8-1; 2-6**  
**Coach: Francis Peay**  
**Captains: By game**

L	16	Duke	31	A	9/12
L	3	Missouri	28	A	9/19
L	18	N. Illinois	16	H	9/26
L	16	Indiana	35	A	10/3
L	33	Minnesota	45	H	10/10
L	0	Michigan St.	38	H	10/17
W	27	Wisconsin	24	A	10/24
L	6	Michigan	29	A	10/31
L	24	Iowa	52	H	11/7
L	15	Purdue	20	A	11/14
W	28	Illinois	10	H	11/21

**1988**  
**Record: 2-8-1; 2-5-1**  
**Coach: Francis Peay**  
**Captain: Greg Bradshaw**

L	21	Duke	31	H	9/3
L	27	Air Force	62	A	9/17
L	7	Army	23	A	9/24
L	17	Indiana	48	H	10/1
L	28	Minnesota	28	A	10/8
L	3	Michigan St.	36	A	10/15
W	35	Wisconsin	14	H	10/22
L	7	Michigan	52	H	10/29
L	10	Iowa	35	A	11/5
W	28	Purdue	7	H	11/12
L	9	Illinois	14	A	11/19

**1989**  
**Record: 0-11; 0-8**  
**Coach: Francis Peay**  
**Captains: Bob Griswold, Randy McClellan, Tim O'Brien, Derrill Vest**

L	31	Duke	41	A	9/9
L	31	Air Force	48	H	9/16
L	27	Rutgers	38	H	9/23
L	11	Indiana	43	A	10/7
L	18	Minnesota	20	H	10/14
L	31	Wisconsin	35	A	10/21
L	22	Iowa	35	H	10/28
L	27	Ohio State	52	H	11/4
L	15	Purdue	46	A	11/11
L	14	Michigan St.	76	A	11/18
L	14	Illinois	63	H	11/25

**1990**  
**Record: 2-9; 1-7**  
**Coach: Francis Peay**  
**Captain: Bob Christian**

L	24	Duke	27	H	9/15
L	14	Rice	31	A	9/22
W	24	N. Illinois	7	H	9/29
L	0	Indiana	42	H	10/6
L	25	Minnesota	35	A	10/13
W	44	Wisconsin	34	H	10/20
L	14	Iowa	56	A	10/27
L	7	Ohio State	48	A	11/3
L	13	Purdue	33	H	11/10
L	22	Michigan St.	29	H	11/17
L	23	Illinois	28	A	11/24

**1991**  
**Record: 3-8; 2-6**  
**Coach: Francis Peay**  
**Captains: Darryl Ashmore, Dan Freveletti, Dwight James, Ed Sutter**

L	7	Rice	36	H	9/14
L	18	Rutgers	22	A	9/21
W	41	Wake Forest	14	H	9/28
L	14	Purdue	17	H	10/5
L	6	Indiana	44	A	10/12
L	3	Ohio State	34	N	10/19
W	17	Illinois	11	H	10/26
W	16	Michigan St.	13	A	11/2
L	14	Michigan	59	A	11/9
L	10	Iowa	24	H	11/16
L	14	Wisconsin	32	A	11/23

**1992**  
**Record: 3-8; 3-5**  
**Coach: Gary Barnett**  
**Captains: Frank Boudreaux, David Cross**

L	7	#3	Notre Dame	42	S	9/5
L	0		Boston Coll.	49	A	9/12
L	24	#18	Stanford	35	A	9/19
W	28		Purdue	14	A	10/3
L	3		Indiana	28	H	10/10
L	7		Ohio State	31	A	10/17
W	27		Illinois	26	A	10/24
L	26		Michigan St.	27	H	10/31
L	7	#4	Michigan	40	H	11/7
L	14		Iowa	56	A	11/14
W	27		Wisconsin	25	H	11/21

**1993**  
**Record: 2-9; 0-8**  
**Coach: Gary Barnett**  
**Captains: Steve Ostrowski, Len Williams, Lee Gissendaner**

L	12	#7	Notre Dame	27	A	9/4
W	22	#22	Boston Coll.	21	H	9/18
W	26		Wake Forest	14	H	9/25
L	3	#7	Ohio State	51	A	10/2
L	14	#21	Wisconsin	53	A	10/9
L	26		Minnesota	28	H	10/16
L	0		Indiana	24	H	10/23
L	13		Illinois	20	A	10/30
L	29		Michigan St.	31	A	11/6
L	19		Iowa	23	H	11/13
L	21	#14	Penn State	43	H	11/20

**1994**  
**Record: 3-7-1; 2-6**  
**Coach: Gary Barnett**  
**Captains: Hugh Williams, Bill Koziel, Michael Selters, Corey Singleton**

L	15	#3	Notre Dame	42	S	9/3
L	41	#24	Stanford	41	H	9/10
W	14		Air Force	10	A	9/17
L	15	#20	Ohio State	17	H	10/1
L	14	#24	Wisconsin	46	H	10/8
W	37		Minnesota	31	A	10/15
W	20		Indiana	7	A	10/22
L	7		Illinois	28	H	10/29
L	17		Michigan St.	35	H	11/5
L	13		Iowa	49	A	11/12
L	17	#2	Penn State	45	A	11/19

**1995 (Big Ten Champions)**  
**Record: 10-2; 8-0**  
**Coach: Gary Barnett**  
**Captains: William Bennett, Rob Johnson, Sam Valenzisi**

W	17	#9	Notre Dame	15	A	9/2	
#25	L	28	Miami (Ohio)	30	H	9/16	
W	30		Air Force	6	H	9/23	
W	31		Indiana	7	H	9/30	
#25	W	19	#7	Michigan	13	A	10/7
#14	W	27	Minnesota	17	A	10/14	
#11	W	35	#24	Wisconsin	0	H	10/21
#8	W	17	Illinois	14	A	10/28	
#6	W	21	#12	Penn State	10	H	11/4
#5	W	31	Iowa	20	H	11/11	
#5	W	23	Purdue	8	A	11/18	
#3	L	32	#17	USC*	41	N	1/1

\*Rose Bowl (Pasadena, Calif.)

**1996 (Big Ten Co-Champions)**  
**Record: 9-3; 7-1**  
**Coach: Gary Barnett**  
**Captains: Justin Chabot, Pat Fitzgerald, Mike McGrew, Steve Schnur**

#13	L	27	Wake Forest	28	A	9/7	
W	38		Duke	13	A	9/14	
W	28		Ohio	7	H	9/21	
#25	W	35	Indiana	17	A	9/28	
#22	W	17	#6	Michigan	16	H	10/5
#15	W	26	Minnesota	24	H	10/12	
#14	W	34	Wisconsin	30	A	10/19	
#11	W	27	Illinois	24	H	10/26	
#11	L	9	#15	Penn State	34	A	11/2
#18	W	40	#23	Iowa	13	A	11/9
#13	W	27	Purdue	24	H	11/16	
#11	L	28	#9	Tennessee*	48	N	1/1

\*Comp USA Citrus Bowl (Orlando, Fla.)

**1997**  
**Record: 5-7; 3-5**  
**Coach: Gary Barnett**  
**Captains: Eric Collier, Barry Gardner, Nate Strikwerda**

W	24		Oklahoma	0	N	8/23
#24	L	20	Wake Forest	27	A	9/6
W	24		Duke	20	H	9/13
L	30		Rice	34	H	9/20
L	9		Purdue	21	A	9/27
L	25		Wisconsin	26	H	10/11
L	6	#5	Michigan	23	A	10/18
W	19	#15	Michigan St.	17	H	10/25
L	6	#9	Ohio State	49	A	11/1
L	27	#2	Penn State	30	H	11/8
W	34		Illinois	21	A	11/15
W	15		Iowa	14	H	11/22

**1998**  
**Record: 3-9; 0-8**  
**Coach: Gary Barnett**  
**Captains: D'Wayne Bates, Barry Gardner, Matt Hart, Bryan LaBelle**

W	41	UNLV	7	H	9/5	
L	10	Duke	44	H	9/12	
W	23	Rice	14	A	9/19	
L	7	#14	Wisconsin	38	A	9/26
L	10		Illinois	13	H	10/3
L	24		Iowa	26	A	10/10
L	6		Michigan	12	H	10/17
L	10	#1	Ohio State	36	H	10/24
L	5		Michigan St.	29	A	10/31
L	21		Purdue	56	H	11/7
L	21	#19	Penn State	41	A	11/14
W	47		Hawaii	21	A	11/21

**1999**  
**Record: 3-8; 1-7**  
**Coach: Randy Walker**  
**Captain: Jeff Dyra**

L	3		Miami (Ohio)	28	H	9/4
W	17		TCU	7	H	9/11
W	15		Duke (OT)	13	A	9/18
L	23	#13	Purdue	31	A	9/26
L	14		Minnesota	33	H	10/2
L	17		Indiana	34	A	10/9
W	23		Iowa	21	H	10/16
L	19	#11	Wisconsin	35	H	10/30
L	3	#16	Michigan	37	A	11/6
L	0	#17	Michigan St.	34	H	11/13
L	7		Illinois	29	A	11/20

**2000 (Big Ten Co-Champions)**  
**Record: 8-4; 6-2**  
**Coach: Randy Walker**  
**Captains: Harold Blackmon, Conrad Emmerich**

W	35		N. Illinois	17	H	8/31	
W	38		Duke	5	H	9/9	
L	14	#20	TCU	41	A	9/16	
W	47	#7	Wisconsin (2OT)	44	A	9/23	
W	37	#18	Michigan State	17	A	9/30	
#22	W	52	Indiana	33	H	10/7	
#17	L	28	#21	Purdue	41	H	10/14
#23	W	41	Minnesota	35	A	10/28	
#21	W	54	#12	Michigan	51	H	11/4
#12	L	17	Iowa	27	A	11/11	
#23	W	61	Illinois	23	H	11/18	
#19	L	17	#9	Nebraska*	66	N	12/30

\*Alamo Bowl (San Antonio, Texas)

**2001**  
**Record: 4-7; 2-6**  
**Coach: Randy Walker**  
**Captains: Napoleon Harris, Zak Kustok**

#16	W	37	UNLV	28	A	9/7	
#16	W	44	Duke	7	A	9/22	
#16	W	27	Michigan State	26	H	9/29	
#14	L	20	Ohio State	38	A	10/6	
#14	L	23	#21	Minnesota	17	H	10/13
#22	W	35	Penn State	38	H	10/20	
L	27	#24	Purdue	32	A	10/27	
L	21		Indiana	56	A	11/3	
L	16		Iowa	59	H	11/10	
L	42		Bowling Green	43	H	11/17	
L	28	#10	Illinois	34	A	11/22	

**2002**  
**Record: 3-9; 1-7**  
**Coach: Randy Walker**  
**Captains: Pat Durr, Austin King**

L	3		Air Force	52	A	8/31
L	24		TCU	48	H	9/7
W	26		Duke	21	H	9/14
W	49		Navy	40	A	9/21
L	24		Michigan State	39	A	9/28
L	16	#5	Ohio State	27	H	10/5
L	42		Minnesota	45	A	10/10
L	0	#20	Penn State	49	A	10/19
L	13		Purdue	42	H	10/26
W	41		Indiana	37	H	11/2
L	10	#6	Iowa	62	A	11/9
L	24		Illinois	31	H	11/23

**2003**  
**Record: 6-7; 4-4**  
**Coach: Randy Walker**  
**Captains: Louis Ayeni, Pat Durr, Torri Stuckey, Jason Wright**

W	28		Kansas	20	A	8/30
L	21		Air Force	22	H	9/6
L	14		Miami (Ohio)	44	H	9/13
L	18		Duke	10	A	9/20
L	0	#4	Ohio State	20	A	9/27
L	17	#21	Minnesota	42	H	10/4
W						



2010

Record: 7-6, 3-5

Coach: Pat Fitzgerald

Captains: Corbin Bryant, Quentin Davie, Al Netter, Dan Persa

W	23	Vanderbilt	21	A	9/4
W	37	Illinois State	3	H	9/11
W	30	Rice	13	A	9/18
W	30	Central Michigan	25	H	9/25
W	29	Minnesota	28	A	10/2
L	17	Purdue	20	H	10/9
L	27 #8	Michigan State	35	H	10/23
W	20	Indiana	17	A	10/30
L	21	Penn State	35	A	11/6
W	21 #13	Iowa	17	H	11/13
L	27	Illinois*	48	H	11/20
L	23 #5	Wisconsin	70	A	11/27
L	38	Texas Tech**	45	N	1/1

\* at Wrigley Field  
\*\* TicketCity Bowl (Dallas, Texas)

2016

Record: 7-6, 5-4

Coach: Pat Fitzgerald

Captains: Anthony Walker, Jr., Matthew Harris, Connor Mahoney, Austin Carr

L	21	Western Michigan	22	H	9/3
L	7	Illinois State	9	H	9/10
W	24	Duke	13	H	9/17
L	13 #20	Nebraska	24	H	9/24
W	38	Iowa	31	A	10/1
W	54	Michigan State	40	A	10/15
W	24	Indiana	14	H	10/22
L	20 #6	Ohio State	24	A	10/29
L	7 #8	Wisconsin	21	H	11/5
W	45	Purdue	17	A	11/12
L	12	Minnesota	29	A	11/19
W	42	Illinois	21	H	11/26
W	31 #23	Pittsburgh*	24	N	12/28

\* New Era Pinstripe Bowl (New York, N.Y.)

2011

Record: 6-7, 3-5

Coach: Pat Fitzgerald

Captains: Jordan Mabin, Al Netter, Dan Persa, Brian Peters

W	24	Boston College	17	A	9/3
W	42	Eastern Illinois	21	H	9/10
L	14	Army	21	A	9/17
L	35 #24	Illinois	38	A	10/1
L	24 #12	Michigan	42	H	10/8
L	31	Iowa	41	A	10/15
L	24	Penn State	34	H	10/22
W	59	Indiana	38	A	10/29
W	28 #9	Nebraska	25	A	11/5
W	28	Rice	6	H	11/12
W	28	Minnesota	13	H	11/19
L	17 #10	Michigan State	31	H	11/26
L	22	Texas A&M*	33	N	12/31

\* Meineke Car Care Bowl of Texas (Houston, Texas)

2012

Record: 10-3, 5-3

Coach: Pat Fitzgerald

Captains: Brian Arnfelt, Kain Colter, Brian Mulroe, David Nwabuisi

W	42	Syracuse	41	A	9/1
W	23	Vanderbilt	13	H	9/8
W	22	Boston College	13	H	9/15
W	38	South Dakota	7	H	9/22
W	44	Indiana	29	H	9/29
L	28	Penn State	39	A	10/6
W	21	Minnesota	13	A	10/13
L	28	Nebraska	29	H	10/20
W	28	Iowa	17	H	10/27
L	31	Michigan (OT)	38	A	11/10
W	23	Michigan State	20	A	11/17
W	50	Illinois	14	H	11/24
#21	W 34	Mississippi State*	20	N	1/1

\* TaxSlayer.com Gator Bowl (Jacksonville, Fla.)

2013

Record: 5-7, 1-7

Coach: Pat Fitzgerald

Captains: Kain Colter, Rashad Lawrence, Damien Proby, Tyler Scott, Brandon Vitabile

#22	W 44	California	30	A	8/31
#19	W 48	Syracuse	27	H	9/7
#17	W 38	Western Michigan	17	H	9/14
#18	W 35	Maine	21	H	9/21
#16	L 30 #4	Ohio State	40	H	10/5
#19	L 6	Wisconsin	35	A	10/12
L 17	Minnesota	20	H	10/19	
L 10	Iowa (OT)	17	A	10/26	
L 24	Nebraska	27	A	11/2	
L 19	Michigan (3OT)	27	H	11/16	
L 6 #13	Michigan State	30	H	11/23	
W 37	Illinois	34	A	11/30	

2014

Record: 5-7, 3-5

Coach: Pat Fitzgerald

Captains: Ibraheim Campbell, Collin Ellis, Paul Jorgensen, Trevor Siemian, Brandon Vitabile

L 24	California	31	H	8/30
L 15	Northern Illinois	23	H	9/6
W 24	Western Illinois	7	H	9/20
W 29	Penn State	6	A	9/27
W 20 #17	Wisconsin	14	H	10/4
L 24	Minnesota	17	A	10/11
L 17 #19	Nebraska	38	H	10/18
L 7	Iowa	48	A	11/1
L 9	Michigan	10	H	11/8
W 43 #15	Notre Dame (OT)	40	A	11/15
W 38	Purdue	14	A	11/22
L 33	Illinois	47	H	11/29

2015

Record: 10-3, 6-2

Coach: Pat Fitzgerald

Captains: Traveon Henry, Donte Gibson, Dan Vitale, Christian Jones

W 16 #21	Stanford	6	H	9/5	
W 41	Eastern Illinois	0	H	9/12	
#23	W 19	Duke	10	A	9/19
#17	W 24	Ball State	19	H	9/26
#16	W 27	Minnesota	0	H	10/3
#13	L 0 #18	Michigan	38	A	10/10
#20	L 10 #17	Iowa	40	H	10/17
W 30	Nebraska	28	A	10/24	
#21	W 23	Penn State	21	H	11/7
#18	W 21	Purdue	14	H	11/14
#20	W 13 #25	Wisconsin	7	A	11/21
#16	W 24	Illinois#	14	N	11/28
#13	L 6 #23	Tennessee*	45	N	1/1/16

# Game played at Soldier Field (Chicago)

\* Outback Bowl (Tampa, Fla.)

The listing of all-time football lettermen is as complete and accurate as historical records allow and includes only those players which earned a varsity letter; student-managers and trainers are not listed. The information on each student-athlete was compiled from media guides, programs, yearbooks and letterwinner records. Corrections and additions are welcomed if they can be verified. Inquiries should be directed to Northwestern Athletic Communications.

**A**

Aarts, Cornelius, 1938, 39, 40  
 Abbatiello, Joseph A., 1957, 58, 59  
 Abernathy, Frayne, 2004, 05, 06  
 Acher, John, 1927  
**Acker, Corey, 2014, 15, 16**  
 Adamle, Michael D., 1968, 69, 70  
 Adams, Dirk, 1984, 85, 86, 88  
 Adams, Jarvis, 2001, 02, 03  
 Adams, Mark, 1977, 78, 79, 80  
 Adams, William, 1969, 71  
 Adelman, Albert B., 1934, 35, 36  
 Adler, Ira, 1987, 88, 89, 90  
 Adler, William A.J., 1943  
 Ahern, Tom, 1977, 79  
 Aikens, Ashton, 2001, 02, 03, 04  
 Alban, Richard H., 1949, 50, 51  
 Albright, W.F., 1886  
 Alexander, John P., 1977  
 Allaway, Mike, 1988, 89, 90  
 Allen, Clay C., 1895, 96  
 Allen, Harry I., 1901, 02, 03, 04  
 Alston, Allen, 1977  
 Altpeper, Henry M., 1943, 44  
 Alvit, Matt, 2014, 15, 16  
 Anderson, Amound, 1982  
**Anderson, Auston, 2015, 16**  
 Anderson, Bobby, 1979, 80, 81, 82  
 Anderson, Damien, 1998, 99, 00, 01  
 Anderson, Donald B., 1967  
 Anderson, Elmer A., 1932, 33  
 Anderson, Eric, 1983  
 Anderson, Eric Mitchell, 1972, 73, 74  
 Anderson, H. Richard, 1948, 49, 50  
 Anderson, Henry J., 1927, 28, 29  
 Anderson, James, 1970, 71, 72  
 Anderson, Jay, 1979, 80  
 Anderson, LeRoy W., 1953  
 Anderson, Matt, 2001, 02  
 Anderson, Randy, 1969, 70, 71  
 Anderson, Verner C., 1933, 34  
 Anderson, William, 1934  
 Andler, Michael J., 1973, 74  
 Andreotti, James P., 1957, 58, 59  
 Andrews, Ned, 1887  
 Andrews, William K., 1894, 95, 96, 97  
 Anenen, Steven J., 1972, 73  
 Angotti, Gary, 1981, 83  
 Anstey, John, 1967  
 App, George A., 1942, 43  
 Ardizzone, Anthony A., 1975, 76, 77  
 Arena, Peter E., 1957, 58, 59  
 Ariguzo, Chi Chi, 2011, 12, 13, 14  
 Armstrong, Colin, 2008, 09, 10, 11  
 Arnfelt, Brian, 2009, 10, 11, 12  
 Arnold, David, 2008, 09, 10, 11  
 Arries, Leslie G., 1915, 16, 17  
 Arrington, Malcolm, 2005, 06, 07, 08  
 Artabasy, Raymond J., 1934, 36  
 Asad, Douglas S., 1957, 58, 59  
 Asala, Russell E., 1958, 59, 60  
 Ascani, Gene S., 1958, 59  
 Aschenbrenner, Frank, 1946, 47, 48  
 Ash, Henry S., 1910  
 Ashmore, Darryl, 1987, 88, 89, 91  
 Athan, Richard A., 1949, 50, 51  
 Atwood, Ivan J., 1910  
 August, David H., 1908, 09  
 Augustson, Roy, 1931, 32, 33  
 Autry, Adrian, 1995, 96, 97  
 Autry, Darnell, 1994, 95, 96  
 Ayeni, Louis, 1999, 00, 02, 03  
 Aylesworth, William W., 1893

**B**

Bachér, C.J., 2005, 06, 07, 08  
 Baczek, Todd, 1991, 92, 93, 94  
 Baer, Jeff, 1999  
 Baggott, Robert C., 1946, 49, 50  
 Bahoric, Dave, 1978, 79, 80, 81  
 Bailey, Mark, 1975, 76, 77  
 Baird, J. Arthur, 1900, 01, 02  
 Bairstow, Bruce A., 1944, 45  
 Backes, Jeff, 2002, 03, 04  
 Baker, Frank L., 1928, 29, 30  
 Baker, Hayden, 2011, 12, 13, 14  
 Baker, Michael J., 1966, 67  
 Baker, Ralph, 1924, 25, 26

Balmer, Bill, 1984, 85  
 Bambauer, Don, 1978, 80  
 Banach, John J., 1975  
 Banaszak, Chris, 1982, 83  
 Banaszek, Casimir, 1964, 65, 66  
 Banner, Wallace L., 1923  
 Barber, Brendan, 2009, 10, 11  
 Bardwell, Ron, 2005  
 Barkal, Paul R., 1947  
 Barnard, Chester S., 1919  
 Barnard, Lester S., 1919  
 Barnes, Josh, 1995, 96, 97, 98  
 Barron, John R., 1945  
 Bartels, Doug, 2008, 09, 10, 11  
 Bartz, Clarence W., 1914  
 Basanez, Brett, 2002, 03, 04, 05  
 Baske, Douglas, 1973, 74  
 Baskin, Donnie, 2003  
 Bass, Perkins B., 1886, 87  
 Bates, D'Wayne, 1995, 96, 98  
 Bates, Hunter, 2009, 10, 11, 12  
 Batis, Eric, 2003, 04  
 Battle, Anthony, 2010, 11, 12  
 Battle, Deante, 2004, 05, 06, 07  
 Batzer, Steve, 1985, 87  
 Baum, Michael, 1985, 86, 87, 88  
 Bauman, Alfred E., 1939, 40, 41  
 Bauer, Oswald T., 1929  
 Beazley, David, 1993, 94, 95, 96  
 Beckmann, William E., 1971  
 Bedell, Guy W., 1910  
 Beebe, Leslie W., 1892, 93  
 Behrens, James L., 1960  
 Beinor, Michael J., 1964, 65  
 Belding, Joel, 2005, 06, 07, 08  
 Belejack, John, 1951, 52  
 Belko, Douglas P., 1972, 73, 74  
 Bell, George I., 1902, 03  
 Bell, Walton S., 1910  
 Belzer, Charles H., 1950  
 Benda, James T., 1962  
 Bender, Hiram C., 1935, 36  
 Bennett, Charles H., 1950, 51, 52  
 Bennett, Ellery, 1982, 83, 84  
 Bennett, Frank W., 1956, 57, 58  
 Bennett, Sean, 1998  
 Bennett, Stephen, 1944  
 Bennett, Sydney C., 1916  
 Bennett, William, 1992, 93, 94, 95  
 Benson, George N., 1939, 40, 41  
 Benson, Mark, 1989, 90, 91  
 Bentley, Brendan, 1989, 90  
 Bentley, Kevin, 1998, 99, 00, 01  
 Benz, Alan S., 1974, 75, 76, 77  
 Benz, Larry W., 1960, 61, 62  
 Berg, James, 1933  
 Berg, Kevin, 1977, 78, 79  
 Berghem, C. Russell, 1927, 28, 29  
**Bergin, Joe, 2016**  
 Berkiel, Dan, 1985, 86  
 Beutel, Robert, 1972  
 Biancamano, Bob, 1980  
 Bicanich, John, 1943  
 Biever, John T., 1952, 53  
 Black, Campbell, 2005, 06  
 Black, Ryan, 2006  
 Blackmon, Harold, 1997, 98, 99, 00  
 Blackwood, Howard C., 1920  
 Blair, Charles S., 1902, 03, 04, 05  
 Bland, Cermak, 2013, 2014  
 Blazeovich, James P., 1973, 74  
 Bliss, Frank, 1970, 71, 72  
 Blue, Harvey L., 1967  
 Blum, Morris S., 1921  
 Blumberg, Abraham J., 1950  
 Boardman, Philip L., 1977  
 Bobbitt, Jim, 1981, 82, 83, 84  
 Bobowski, Steven G., 1976, 77, 78  
 Bogan, Steve, 1978, 79, 81  
 Bogenrief, Ray, 2001, 02, 03  
 Boger, Willett K., 1933, 36  
 Bolden, Mike, 2008, 09, 10, 11  
 Bonetto, Frank, 1971  
 Booker, Alex, 1984  
 Booth, Reuben F., 1901, 02  
 Boothe, L. Dennis, 1965, 66, 67  
 Boothe, Richard A., 1973, 74, 75  
 Borresen, Rich, 1984, 86  
 Boudreaux, Frank, 1989, 90, 91, 92  
 Bouschor, Royal G., 1923  
 Bovik, Ellis G., 1924, 25, 26  
 Bowen, Jeffrey B., 1968  
 Boyd, Frank, 1987  
 Boykin, Greg, 1972, 73, 75, 76  
 Boyle, Mike, 2007, 08  
 Bradburn, Michael S., 1965, 66  
 Bradley, Charles E., 1914  
 Bradley, John R., 1968, 69  
 Bradshaw, Greg, 1986, 87, 88  
 Brainerd, Charles L., 1960, 61, 62  
 Brandford, Darryl, 1973, 74, 75  
 Brandt, John P., 1967  
 Brantley, Terrence, 1973, 74, 75

**C**

Caldерwood, Kevin, 1986  
 Calderwood, Lowell W., 1927, 28, 29  
 Callahan, Kevin J., 1976  
 Callaway, David, 1979, 80, 81  
 Callaway, Thomas W., 1952, 53, 54  
 Callentine, D.R., 1987, 88, 89  
 Calvano, Michael A., 1935, 36, 37  
 Cammon, Michael, 1977, 78, 79  
 Campbell, Ibraheem, 2011, 12, 13, 14  
 Campbell, John, 1982  
 Campbell, John L., 1961  
**Campbell, Roderick, 2016**  
 Campbell, Woodrow L., 1964, 65, 66  
 Cannon, Joe, 2012, 14  
 Canty, Mark, 1990, 93  
 Caplinger, Edward, 1962  
 Capstran, Chris, 1979, 80, 81  
 Carle, Gerald C., 1943, 46, 47  
 Carlson, Julius G., 1903, 04, 05  
 Carlson, Robert C., 1941, 42  
 Carney, Lester, 1989, 90  
 Carney, Martin J., 1920  
 Carnicom, Todd, 1977, 79  
 Carollo, P.J., 2012, 13

Breitbeil, Stephen W., 1976, 77, 78  
 Brewer, Andrew, 2006, 08, 09  
 Brewer, Frederic A., 1895, 96  
 Brightmire, Willis R., 1916, 19  
 Brlas, John P., 1965, 66  
 Brockmeier, Leon, 1998, 99, 00, 01  
 Broeker, Edward J., 1954  
 Broeker, John, 1987, 88, 89, 90  
 Brooke, Jeffrey R., 1963, 64, 65  
 Brooks, Andy, 1987, 88, 89  
 Brophy, William C., 1944  
 Brown, A.A., 1895, 96  
 Brown, Alan, 1984, 85, 86, 87  
 Brown, Charles, 2008, 09, 10, 11  
 Brown, Jerry W., 1969, 70, 71  
 Brown, Kelby, 1979, 80, 81  
 Brown, Kevin, 1984  
 Brown, Levelle, 1995, 96, 97, 98  
 Brown, Marvin, 1999, 00, 01  
 Brown, J. Quentin, 1999  
 Brown, Terrance, 2013, 14, 15  
 Browne, Jim, 1980, 81  
 Browne, Vince, 2008, 09, 10, 11  
 Brownley, Scott, 2004  
 Broxterman, Mark, 1998  
 Bruce, Fred T., 1924, 25  
 Bruder, Henry G., 1929, 30  
 Brumback, Willson P., 1916  
 Brunner, Phil, 2006, 07, 08  
 Bryan, Wayne, 1971  
 Bryant, C.J., 2011, 12, 13  
 Bryant, Corbin, 2007, 08, 09, 10  
 Bryniarski, Michael S., 1969  
 Buckley, Stephen, 2013, 14, 15  
 Budzien, Jeff, 2010, 11, 12, 13  
 Bucaro, Bob, 1984, 85, 86, 87  
 Buchanan, Richard, 1988, 89, 90  
 Buck, Kevin, 1995, 96, 97, 98  
 Buckley, John J., 1973  
 Buckner, Jeffrey J., 1967  
 Buckner, Michael M., 1963, 64, 65  
 Buckner, Tobin, 1989, 90, 91, 92  
 Buechel, James J., 1932  
 Buffmire, Donald K., 1941, 42, 43  
**Bullmore, Graham, 2015, 16**  
 Bumgarner, Marc, 1984, 85, 87  
 Bunda, George J., 1963  
 Burbach, Matt, 1983, 85, 86  
 Burden, John, 1996, 97, 98  
 Burger, Harold E., 1960  
 Burke, Colby, 1991, 92  
 Burke, Nick, 1940, 41, 42  
 Burkett, Ben, 2008, 09, 10, 11  
 Burman, George R., 1961, 62, 63  
 Burnett, Vange N., 1934, 35, 36  
 Burns, James J., 1964, 65  
 Burns, John, 1979, 80  
 Burns, Jon, 1994, 96  
 Burnstein, Sidney, 1929, 30, 31  
 Burrell, Aaron, 1997, 98, 99  
 Burrows, Earl R., 1952  
 Burson, Donald M., 1946, 47, 48, 49  
 Burson, Robert C., 1950, 51, 52  
 Burton, Paul, 1993, 94, 95, 96  
 Burton, Ronald E., 1957, 58, 59  
 Burton, Ron Jr., 1985, 86, 87  
 Burton, Phil, 1992  
 Burton, Steve, 1982, 83, 84  
 Busby, Edward N., 1943  
 Butcher, Albert, 1939, 40  
 Butler, Ben, 1978, 79  
**Butler, J.B., 2015, 16**  
 Butler, Mike, 1981  
 Buzby, Ted, 1986, 87  
 Byers, Fred M., 1885  
 Bynum, Casey, 1997

Carpenter, Craig, 1984  
 Carpenter, Jared, 2009, 10, 11, 12  
 Carpenter, Shawn, 1984, 85, 86, 87  
 Carr, Austin, 2014, 15, 16  
 Carr, Clyde M., 1887  
 Carstens, Charles R., 1971  
 Cartaya, Vincent, 1999, 00, 01, 02  
 Carter, Chance, 2011, 12, 13, 14  
 Carter, Robert V., 1935  
 Carver, Brett, 1978  
 Castillo, Luis, 2001, 02, 03, 04  
 Catlin, Franklin S., 1897, 98  
 Cekan, Paul R., 1953  
 Cerasani, Jon, 1999  
 Cerne, Joseph, 1962, 63, 64  
 Cernoch, Rudolph G., 1948, 49, 50  
 Chabot, Justin, 1993, 94, 95, 96  
 Chaddock, D. Clifford, 1900  
 Chamberlain, Wayne, 1958, 59, 60  
 Chambers, Floyd A., 1939, 40, 41  
 Chambers, Joseph, 1933, 34, 35  
 Chandler, Nicholas G., 1952, 53  
 Chandler, Russell J., 1918  
 Chapin, Fred S., 1888  
 Chapman, Max, 2012, 13, 14, 15  
 Chapman, Pete, 1999, 2000  
 Cheatham, Sam, 2005, 06  
 Chochron, Nicholas R., 1949, 51  
 Christensen, Jeff, 1978  
 Christian, Bob, 1987, 88, 89, 90  
 Christian, Tom, 1990, 91, 92  
 Christmann, William F., 1924, 25  
 Chrusic, Dennis M., 1964  
 Cieslak, James L., 1968  
 Cisek, Bo, 2009, 10, 11, 12  
 Cigrand, Elroy F., 1916, 18, 19  
 Citrin, Phillip M., 1952  
 Clark, Colby, 2001, 02, 03, 04  
 Clark, Darnell, 1991  
 Clark, David W., 1964  
 Clark, Frank M., 1887, 88, 89  
 Clark, Littrell J., 1946  
 Clark, Philip E., 1964, 65, 66  
 Clark, Robert E., 1928, 29, 30  
 Clark, S., 1890, 91  
 Clarke, Vince, 2005  
 Clawson, Charles D., 1939, 40, 41  
 Clawson, Frank E., 1943, 44  
 Clayton, Kenneth W., 1963  
 Cleary, Dan, 1974, 75, 77  
 Clelland, Lance, 1998, 99, 00, 01  
 Clemons, Craig D., 1941  
 Cliff, Arthur F., 1938  
 Clifford, Chester C., 1885, 87  
 Coates, Anthony, 1982, 83, 84, 85  
 Cobb, Erryn, 2003, 04, 05, 06  
 Cofield, Barry, 2002, 03, 04, 05  
 Cohn, Jeff, 1979, 80  
 Colberg, Harold E., 1941, 42  
 Cole, Clarence M., 1924  
 Cole, Henry H., 1912  
 Cole, Marquice, 2002, 03, 05, 06  
 Coleman, Lee, 2007, 08, 09, 10  
 Coleman, Ron, 1980  
 Colin, Robert N., 1926  
 Colliars, Tex N., 1965  
 Collier, Eric, 1994, 95, 96, 97  
 Collier, Joel D., 1951, 52, 53  
 Collins, Javiar, 1998, 99, 2000  
 Collins, Marlon, 1988, 89, 90, 91  
 Collins, Roland T., 1967, 68  
 Colter, Kain, 2010, 11, 12, 13  
 Colton, Chauncey, 1903, 04  
 Combs, James Gerald, 1968, 69, 70  
 Conan, Herman D., 1924, 25  
 Concannon, Scott, 2008, 09, 10  
 Congdon, Oral E., 1944  
 Conner, Roger W., 1955, 56  
 Conners, Richard V., 1944, 45, 46  
 Conaway, Gerald, 1996, 97, 98  
 Conteas, Nick C., 1937, 38, 39  
 Conteh, Omar, 2005, 06, 07, 08  
 Conti, Fred D., 1958  
 Cook, Joseph J., 1941  
 Cook, Leon S., 1940, 41  
 Cooks, John, 1970, 71, 72  
 Cooper, Frank L., 1907, 08  
 Cornell, John J., 1966, 67, 68  
 Corona, Joe, 1975, 76, 77, 78  
 Cosner, John J., 1913  
 Coughlin, Michael P., 1969, 70, 71  
 Coverdale, Sam, 2015, 16  
 Covington, Raheem, 1999, 00, 01, 02  
 Cowel, Dale, 1970  
 Cox, David M., 1960, 61  
 Coyne, Dennis W., 1965, 66, 67  
 Craig, Steve, 1971, 72, 73  
 Crane, Frank, 1915, 17  
 Crawford, Richard A., 1951  
 Crizevsky, Hyman, 1930, 31  
 Cross, David, 1989, 90, 91, 92  
 Cross, Irvin A., 1958, 59, 60  
 Crowder, Jim, 1980, 81

Cruise, Walter G., 1933, 34, 35  
 Cruise, Keith, 1981, 82, 83, 84  
 Crum, Adam, 2005, 06, 07  
 Crum, Earl E., 1944  
 Crum, Gary L., 1962, 63  
 Cruse, Milton, 1912, 13  
 Culbertson, John S., 1908  
 Culver, Alvin H., 1892, 93  
 Cummings, Tim, 1982, 83, 84, 85  
 Cummings-John, Shegun, 1998, 99, 00  
 Cunningham, Barclay W., 1912  
 Cunningham, Jason, 1989, 90, 91, 92  
 Cureau, Armand, 1948  
 Curry, Larry, 1992, 93, 94, 95  
 Curtis, Nicholas T., 1976  
 Custer, Jeff, 1985  
 Custis, Davon, 2010, 11, 12  
 Custis, Paul, 1971, 73  
 Cutler, A., 1897  
 Cutlich, Nicholas P., 1937, 38, 39  
 Cvercko, Andrew B., 1956, 57, 58  
 Cvercko, John, 1960, 62, 63  
 Cyranoski, David L., 1962, 63, 64

**D**

Dahl, Ray O., 1920, 21, 22  
 Dahlkamp, Fred B., 1939  
 Daigneau, Maurie E., 1969, 70, 71  
 Dailey, Casey, 1994, 95, 96, 97  
 Christian, Tom, 1990, 91, 92  
 Daley, John F., 1919  
 Daley, Kyle, 2007, 08  
 Daldreem, David, 1982  
 Daly, Charles, 1900, 01, 02  
 Daly, Charles, 1925  
 Daly, Robert L., 1937, 38, 39  
 D'Ambrisi, Jim, 1976  
 Damm, David A., 1960, 61  
 Dammings, Gregg, 1982, 83  
 Damore, John L., 1951, 52, 53, 54  
 D'Angelo, Mike, 1974  
 Daniel, Benjamin W., 1948, 49, 50  
 Daniels, Harold M., 1967, 68, 69  
 Danielson, Matt, 2000  
 Darrugh, Mike, 1973, 74  
 Dart, Justin W., 1926, 27, 28  
 Dart, Rich, 1974  
 Dau, James E., 1963, 64  
 Dauch, Luke, 2015  
 Daugherty, Gerald, 1963  
 Davenport, Stanley, 1984, 85, 86, 87  
 Davidson, Frederick A., 1900, 01, 04  
 Davie, Quentin, 2007, 08, 09, 10  
 Davis, Guy W., 1922, 23  
 Davis, Harold A., 1914  
 Davis, Mike, 1996, 98  
 Davis, Saunders A., 1960  
 Davis, Walter L., 1972  
 Davis, William H., 1904, 05  
 Day, Lawrence A., 1946, 47, 48, 49  
 Day, Loran A., 1947, 48, 49  
 Dean, Randolph H., 1974, 75, 76  
 Dean, Richard H., 1967, 68  
 Dean, Rob, 1974, 75, 76  
 Deason, Charles, 1918  
 Deasy, Robert E., 1958  
 DeCorvont, William J., 1939, 40, 41  
 Deegan, William J., 1960  
 DeGolyer, Laurence, 1891  
 Deiters, Neal, 2009, 10, 11, 12  
 Delaney, Stephen H., 1953  
 Dellago, Charles S., 1943  
 Dembowski, Richard J., 1973, 74, 75  
 Demos, Stefan, 2007, 08, 09, 10  
 Demyan, Edward O., 1951, 52, 53  
 Denny, Donald J., 1967, 68  
 Deoduic, William, 1942  
 DePauw, Francis G., 1945, 46, 47, 48  
 DiPietro, Adam, 2013, 14, 15  
 Derring, John J., 1969, 70, 71  
 Derricks, Thomas, 2001  
 DeStefano, Fred W., 1923  
 DeSwarte, Ralph P., 1914  
 DeVry, Carl V., 1934, 35, 36  
 Diaz, Ramon, 2008  
 Dickerson, Cameron, 2012, 13, 14, 15  
**Dickerson, Garrett, 2014, 15, 16**  
 Dickey, John, 1962  
 Dickie, Dean A., 1964, 65  
 Dickinson, Thomas A., 1971  
 Diedrick, Doug, 2012, 13, 14  
 Diehl, Cleo M., 1936, 37, 38  
 Dierberger, Bill, 1977  
 Dietz, C.E., 1898, 99, 00, 01  
 Dietz, G.O., 1897, 98, 00, 01  
 DiFrancesca, Vincent, 1942, 46, 47  
 Dillay, George E., 1930, 31, 32  
 Dillon, Raymond E., 1960, 61  
 Dinard, Mike, 2005, 06, 07, 08  
 DiNardo, Jack, 2008, 09, 10, 11  
 Dineff, Louis C., 1961, 62, 63  
 Ding, Walter, 1985, 86, 87, 88  
 Dious, Cory, 2004, 05, 06





Dippel, William C., 1976  
Dirkes, Bob, 1984, 85, 86  
Dirks, Bret, 1987, 88  
Disper, Dirk, 1987, 88  
Ditchman, George, 1980  
Dixon, Dan, 2006, 07  
Dixon, David, 1982, 83, 84  
Dixon, Eric, 1990, 91  
Dockery, Todd, 2005, 07, 08  
Dodge, Tony, 1997

**Doles, Tommy, 2015, 16**  
Donaldson, Michael W., 1964, 65, 66  
Dorsey, Doug, 1978, 80  
Douglas, Jack G., 1936, 37  
Downing, Tim, 2007  
Doyle, Bob, 1970  
Doyle, Jack C., 1944  
Draga, Brad, 1990, 91, 92  
Draper, Alvin, 1970, 72  
Draznik, Bill, 1977, 78, 79, 80  
Drexler, Darren, 1993, 94, 95, 96  
Drinan, Jeffrey O., 1974  
Driscoll, Bob, 1984, 85, 86, 87  
Driscoll, John L., 1915, 16  
DuBose, KeJuan, 1995, 96, 97  
Dubsky, Edwin F., 1932  
Dudzinski, Dave, 1983, 84, 85  
Due, Lou, 1976  
Duffill, John W., 1952  
Dugar, Demetrius, 2009, 10, 11, 12  
Duhart, Frederick R., 1954  
Dunbar, Ronald W., 1954  
Duncan, Curtis, 1984, 85, 86  
Duncan, Scott, 1976, 77, 79  
Dunlea, James M., 1978  
Dunsmore, Drake, 2007, 09, 10, 11  
Dupper, Torin, 2011  
Durham, James O., 1941  
Durr, Pat, 1999, 00, 01, 03  
Dustin, Jack A., 1969, 70, 71  
Duvall, Hugh C., 1933, 34, 35  
Duvic, John, 1983, 84, 85, 86  
Dwyer, Stanley T., 1954, 55  
Dybas, David M., 1971, 72  
Dyer, Harold E., 1950, 51  
Dyra, Jeff, 1997, 98, 99  
Dyson, Lewis E., 1894  
Dzierwa, Matt, 1988, 89, 90, 92

## E

Eaton, David, 1988, 89, 90  
Eaton, Demetrius, 2004, 05, 06  
Ebert, Jeremy, 2008, 09, 10, 11  
Ebner, Stewart, 1974, 75  
Eby, Thomas R., 1936, 37, 38  
Eby, Thomas R., Jr., 1968  
Echols, Fate L., 1959, 60, 61  
Edgren, Reuben H., 1918  
Edwards, Ricky, 1980, 81, 82, 83  
Eek, Lauris M., 1915  
Egbert, Theodore B., 1928, 29, 30  
Eggmeyer, John M., 1966, 67  
Eggers, Richard R., 1943, 46, 47, 48  
Eggley, George, 1899  
Ehle, Lewis C., 1891  
Eickhoff, Robert E., 1959, 60, 61  
Ekl, Terry A., 1968, 69  
Eldridge, John W., 1955, 56  
Eller, Regis, 1999  
Ellingwood, Lloyd, 1916, 17, 19  
Elliott, Arthur J., 1898, 99, 00, 01  
Ellis, Collin, 2011, 12, 13, 14  
Ellis, John H., 1914  
Ellis, John L., 1954, 55, 56  
Ellis, Ronald M., 1971  
Elrod, Richard J., 1952  
Elsen, Corbett, 1999  
Emmerich, Conrad, 1997, 98, 99, 00  
Emmerich, Richard J., 1966, 67, 68  
Emmons, Mike, 1988  
Engebretsen, Paul, 1929, 30, 31  
Epich, Tom, 1980, 81  
Erdlitz, Richard A., 1940, 41  
Erdman, Pat, 1980  
Erickson, Milton L., 1927, 28, 29  
Erickson, Neil E., 1955  
Erickson, Richard, 1933  
Erickson, Richard B., 1955  
Erlanson, Phillip F., 1930  
Erwine, Samuel D., 1910  
Erwine, Wright H., 1920, 21  
Eshun, Mike, 2012, 13  
Essex, Trai, 2001, 02, 03, 04  
Ethington, Claire E., 1969  
Ethington, Steven C., 1970  
Evans, Brandon, 2000, 01  
Evans, James R., 1929, 30, 31  
Evans, Quinn, 2012  
Evans, Raymond A., 1950, 51  
Everist, Ralph P., 1945, 46, 47  
Ewing, Joseph S., 1920, 21  
Eylar, Ralph W., 1929, 30, 31

## F

Farman, David, 2000, 01  
Farrar, James H., 1945, 47, 48  
Farrell, Donald L., 1946, 47  
Faunce, Albert R., 1959, 60  
Fawcett, M.E., 1886  
Fay, Adam, 1998, 00, 01  
Feaster, Ed, 1989  
Feist, Francis A., 1963  
Felton, Ray N., 1971, 72, 73  
Fencil, Richard J., 1930, 31, 32  
**Fessler, Charlie, 2016**  
Fiedler, Mike, 1977, 78, 79  
Fields, Arby, 2009, 10  
Fields, Demetrius, 2009, 10, 11, 12  
Field, Richard A., 1967, 68  
Fields, Jonathan, 2004, 05  
Finn, John, 1978, 79, 80  
Fischer, Carlton R., 1964  
Fischer, Greg, 1988, 89, 90, 91  
Fish, Cameron, 1912  
Fisher, Carl, 2007, 08, 09  
Fisher, Lyle H., 1932  
Fisher, Waldo A., 1925, 26, 27  
Fisher, Winfield S., 1944  
Fitz, David A., 1966  
Fitzgerald, Pat, 1993, 94, 95, 96  
Fitzpatrick, Chris, 2013, 14, 15, 16  
Flaherty, Tom, 1982, 83, 84, 85  
Flaherty, Steve, 2009, 10, 11, 12  
Flatley, Paul R., 1960, 61, 62  
Fleager, Harry A., 1900, 01, 02, 03  
Fleming, Davion, 2010, 11, 12, 13  
Flesher, Bill, 1986, 87  
Flesher, Rial, 1972  
Fletcher, Abbott L., 1910, 11  
Flora, Michael W., 1966  
Flowers, Richard R., 1948, 49, 50  
Fogarty, Clifford T., 1930  
Ford, James S., 1924, 26  
Ford, Jim, 1977, 78, 79, 80  
Ford, William W., 1947, 48, 49  
Fordenwalt, Matt, 1998  
Forman, Craig, 1987, 88, 89, 90  
Forman, William W., 1948, 49  
Forsthofer, Raymond, 1967, 68, 69  
Foskett, James J., 1973, 74, 76  
Fossier, Kenneth W., 1930, 31  
Foster, John N., 1954, 55  
Foster, Ronnie, 2000, 01, 02  
Fowler, Willmer, 1956, 57, 58  
Fox, Bertrand, 1927, 28  
**Fox, Nathan, 2016**  
Fox, Stephen S., 1926  
Franck, Harry J., 1942, 43  
Frank, Lyall L., 1951  
Franklin, Ernest, 1974, 76  
Franks, Lawrence J., 1964  
Frazier, Matt, 2012, 13, 14, 15  
Frederick, Robert M., 1957  
Frederickson, Wayne, 1973, 74, 75  
Freeman, Jeff, 1986, 87  
Friedrich, Ryan, 1997, 98  
Freveletti, Dan, 1988, 89, 90, 91  
Frickey, Herman, 1943  
Froberg, Milward F., 1931, 32  
Frymire, Kevin, 2007, 08, 09  
Fuller, Leon E., 1933, 35, 36  
Fuller, Michael E., 1973, 74  
Fulton, Ric, 1980  
Funderburg, R. Robert, 1943, 44  
Furlong, James, 1940

## G

Galler, William J., 1968, 69  
Gardner, Barry, 1995, 96, 97, 98  
Gargas, Chester, 1936  
Garner, Ty, 1997, 98  
Garretson, Thomas P., 1965, 66, 67  
Gary, Paul R., 1969, 70, 71  
Gatch, Earl, 1990, 91  
Gates, J.N., 1894, 95, 96  
Gates, Lawrence K., 1965, 66  
Gatewood, Jankeith, 1981, 82, 84  
Gavin, Jack, 1975, 77  
**Gaziano, Joe, 2016**  
Geegan, Bill, 1974, 76  
Geegan, Patrick M., 1976, 77, 78  
Geiss, Bruce A., 1969  
Geister, Walter W., 1964, 65, 66  
Genovese, Frank W., 1942  
Gent, John M., 1941, 42, 43  
Gerber, Bill, 1980  
Germany, Rudy, 1982, 83, 84, 85  
Gesler, Wendell, 1916, 17  
Gethman, Walter, 1909, 10  
Geyer, Donald W., 1934, 35, 36  
Gibson, Deonte, 2012, 13, 14, 15  
Gibson, DeWitt C., 1934, 35, 36  
Gibson, George B., 1919  
Gibson, Ralph S., 1910

## H

Gibson, Robert W., 1966  
Gillbreth, John P., 1905  
Gildner, Bill, 1978, 80, 81  
Gill, John, 2005, 06, 07, 08  
Gilmore, Harold, 1977  
Gilmore, John E., 1945  
Giometti, Mike, 1994, 95  
Girkins, Kim, 1973, 75  
Gissendanner, Lee, 1990, 91, 92, 93  
Glanton, Robert, 1993  
Glantz, David M., 1971, 72  
Glass, Peter B., 1967  
Glassman, Wayne O., 1953, 54, 55  
Glosniak, Richard C., 1968  
Gloss, David H., 1885  
Gloss, Samuel D., 1894, 95  
Gnos, Graham, 1995, 96  
Godina, Gary R., 1969, 70, 71  
**Goens, Trent, 2016**  
Golan, Frederick J., 1944  
Golan, Leonard W., 1942, 43  
Golarz, Mike, 1989, 90, 91  
Golarz, Scott, 1989, 90, 91, 92  
Goldak, John C., 1937, 38, 39  
Gondek, Anthony G., 1954, 56, 57  
Gonya, Robert, 1929, 30, 32  
Gonya, Victor, 1934  
Goodlow, Roderick, 2009, 11, 12  
Gooch, Tyrone, 1997, 98, 99  
Gordon, Virgil, 1919  
Gorski, Stanley A., 1945, 46, 47  
Gorz, Len, 1975, 77  
Goshgarian, Gerard M., 1960, 61, 62  
Gossage, Ezra Gene, 1957, 58, 59  
Gottschalk, Jerome A., 1932  
Gowins, Brian, 1995, 96, 97, 98  
Gradone, Chris, 2013, 14  
Graf, William A., 1957  
Graham, Alva W., 1923  
Graham, Otto E., 1941, 42, 43  
Graham, Richey V., 1947  
Graham, Shane, 1992, 93, 94, 95  
Graham, Oscar, 1905  
Grant, Keegan, 2007, 08, 09, 10  
Grassette, D. Bligh, 1913, 14, 15  
Grausnick, Harry C.W., 1920, 21  
Gray, Rollin Lester, 1914  
**Green, Cameron, 2016**  
Green, James A., 1934  
Green, Jason, 1990, 91, 92  
Green, Treyvon, 2011, 12, 13, 14  
Greenberg, Lester L., 1925  
Greenfield, Mike, 1984, 85, 86, 87  
Greenwald, Billy, 1990, 91, 92  
Greer, Bill, 1976, 79, 80  
Grefe, Theodore F., 1937, 38, 39  
Gregg, Clint, 1986  
Gregory, Kenny, 1980, 83  
Gregus, Jake, 2010, 11  
Grelle, Curt, 1977, 78, 79  
Gresens, Herbert A., 1950  
Grier, James P., 1919  
Griffin, William J., 1928, 29, 30  
Griffith, Frank W., 1892, 93, 94  
Griffith, Paul R., 1925, 26  
Grimes, Onaje, 2000, 01, 02  
Griswold, Bob, 1986, 87, 88, 89  
Groves, Roosevelt, 1979, 80, 82  
Gruhn, Oscar L., 1911, 12, 13  
Guendling, Mike, 1980, 81, 82, 83  
Guess, Lawrence, 1993  
Gunstra, Bruce A., 1965, 66, 67  
Guritz, Donald A., 1937, 38, 39  
Gustafson, Victor, 1925, 26, 27

## H

Haas, John V., 1927, 28, 29  
Haffner, Donald G., 1952, 53  
Hagmann, Charles, 1945, 47, 48, 50  
Hahn, Adam, 2006, 07, 08, 09  
Hahn, Michael, 1967  
Hahnstein, Oliver E., 1938, 39, 40  
Hails, Robert F., 1930  
Hajek, Charles J., 1933  
Halenkamp, G. Laurence, 1943  
Hall, Carl B., 1931  
Hall, Jimmy, 2011, 12, 13, 14  
Hall, Joel A., 1968, 69, 70  
**Hall, Nate, 2015, 16**  
Hall, V.J., 1894  
Hallstrand, David E., 1967, 68  
Haman, John A., 1937, 38, 39  
Hamdorf, Chris, 1996, 97  
Hamill, Harry, 1885  
Hamilton, Rubey J., 1905, 08  
Hamlett, Gerard, 2005  
Hampton, Robert L., 1963, 65, 66  
Hampton, Will, 2010, 11, 12, 13  
**Hanaoka, Chad, 2015**  
**Hance, Blake, 2015, 16**  
Hanley, Leland F., 1928, 29, 30

Hanns, William H., 1905  
Hanrahan, Tim, 2012, 13, 14  
Hansen, Charles A., 1961  
Hansen, Frank N., 1952, 54  
Hansen, Westi A., 1945  
Hanson, Henry, 1898, 99, 1900, 01  
Harding, Jim, 1984  
Harker, John R., 1943, 44  
Harlow, Mark, 1974, 75, 76  
Harnedy, Jack, 1997, 98, 99, 2000  
Harouvis, George, 1986, 87  
Harping, Brian, 1994, 95  
Harrell, Terry, 1979, 80  
Harrington, J. Patrick, 1968, 69  
Harris, R. Alfred, 1888, 89  
**Harris, Matthew, 2013, 14, 15, 16**  
Harris, Napoleon, 1988, 99, 00, 01  
Harris, Stephen B., 1971, 72, 73  
Hart, Tobias V., 1899  
**Hartage, Montre, 2015, 16**  
Hartl, Matt, 1995, 97, 98  
Harvey, Jon, 1982, 83  
Haskin, Warren C., 1954  
Haskins, A.S., 1887, 88  
Hasse, Clarence C., 1940, 41, 42  
Hastings, Lowell, 1924  
Hathaway, Herman P., 1924  
Hathaway, Stanley E., 1919, 20, 21  
Haug, Ralph F., 1929, 30  
Haugnsnes, James R., 1963, 64, 65  
Hauser, Scott, 1991  
Havens, Jesse, 1991  
Hawkinson, Lloyd E., 1947  
Hawley, Kim, 1982  
Haynes, Donnie G., 1971, 72, 73  
Hayskar, Eino O., 1934  
Hazen, John B., 1926, 27, 28  
Heagy, Merrill A., 1940, 41  
Heap, Donald E., 1935, 36, 37  
Hecker, Fred, 1958  
Hecker, Robert L., 1969  
Hein, Herbert E., 1943  
Heinz, Bryan, 2003, 04, 05, 06  
Heitmann, Frederick W., 1937, 38  
Heitmann, Keith J., 1972  
Helding, Dave, 1986, 87  
Hellebusch, John, 1990, 91, 92, 93  
Hellerman, William L., 1927  
Hemby, Wilbert J., 1969, 70, 71  
Hemmerle, Brian, 1996, 97, 98, 99  
Hemphill, Dana, 1977, 78, 79  
Henderson, Dan, 1975, 76, 77  
Henderson, Herschel, 2001, 02, 04, 05  
Henderson, William J., 1934  
Henry, Alfred, 1888  
Henry, Blake, 1998  
Henry, Traveon, 2012, 13, 14, 15  
Heren, Hubert E., 1909  
Herbert, Shaun, 2003, 04, 05, 06  
Herman, Edward, 1922, 23  
Herrmann, George Tim, 1939  
Herron, Noah, 2001, 02, 03, 04  
Hershberger, William E., 1945, 46  
Herzog, Donald M., 1974, 75, 76, 77  
Heuss, John S., 1932, 33  
Hickerson, Charles, 1973  
Hickey, Dave, 1980  
Hickey, Pat, 2010, 11, 12, 13  
Hiemenz, Paul, 1972, 73, 74  
Hiemenz, Paul B., 1938, 39, 40  
Hightower, Wilbur, 1912, 13, 14  
Highlen, Tanner, 2008  
Higley, Robert W., 1952, 53, 54  
Hill, John, 1951  
Hill, Omar, 1983  
Hill, Robert, 1973, 74, 75  
Hill, Tim, 1978, 79  
Hiller, Jeff, 1988  
Hilston, Hubert G., 1944  
Hinton, Chris, 1979, 80, 81, 82  
Hinton, Clarence D., 1935, 36, 37  
Hirsch, Edward N., 1941, 42, 46  
Hitt, Isaac R., 1885, 86, 87  
Hittman, Jon A., 1968, 69, 70  
Hlebasko, George P., 1948, 49, 50  
Hodge, Darryl, 1997, 98, 99  
Hoerster, John E., 1968, 69, 70  
Hoffman, David, 1978, 80  
Hoffman, Gavin, 1998  
Hofmann, Steve, 1984, 85, 86, 87  
Holcomb, Stuart K. Jr., 1957, 58, 59  
Holden, Percy, 1980, 83  
Holland, Gary A., 1969  
Holland, James W., 1946, 47  
Holliday, John Francis, 1973, 74, 75  
Holloway, John, 1982  
Hollowell, Knowles B., 1924  
Holmer, Walter R., 1926, 27, 28  
Holmes, Don, 1994, 95, 97  
Holmes, Edwin, 1909  
Holmes, Roy A., 1917  
Holsen, Stan, 1988, 89, 90, 91  
Homco, Thomas, 1988, 89, 90, 91

Hoopes, DeWitt P., 1958, 59  
Hopkins, Marion, 1894  
Horn, Brandon, 2002, 03, 04  
Horn, Edward, 1915  
Horne, Edward B., 1933, 34  
Horner, Noa W., 1968  
Horton, Chris, 2003, 04, 05  
Horton, Laurence C., 1921, 22, 23  
Horvath, Charles N., 1940  
Howard, Loren, 2002, 03, 04  
Howe, James F., 1950, 51  
Howell, H.R., 1888  
Howells, Joel, 2004, 05, 06  
Hren, Charles A., 1950, 51, 52  
Hren, Francis P., 1951, 52, 53, 54  
Hruby, Tom, 2014, 15, 16  
Hubbard, Bruce A., 1967, 68, 69  
Huber, David F., 1967  
Hudson, Harold R., 1941, 42, 43  
Hudson, Joseph Michael, 1967, 68, 69  
Huffman, Brian, 2000, 02, 03, 04  
Hughes, Tim, 1994, 97  
Hughes, Titus, 1985  
Huizinga, Raymond W., 1950, 51, 52  
Hujik, Marc, 1981, 82, 84  
Hunt, Robert D., 1950, 51  
Hunt, William P., 1945, 46  
Hunter, Hal, 1978  
Hunter, Joseph, 1896, 97, 99, 1900  
Hunt, Malcolm, 1974, 75, 76, 77  
Hurwitz, Danny, 1982  
Huston, Robert A., 1931  
Hutchens, John C., 1933  
Hutchings, James J., 1974, 75, 76  
Hutchinson, Eric D., 1969, 70, 71  
Hysell, Theodore H., 1955

## I

Iddings, Maurice H., 1914  
Ignatowicz, Mark, 1980, 81, 83  
**Igwebiuke, Godwin, 2014, 15, 16**  
Irving, Thomas W., 1937, 38  
Iseler, Gerald W., 1959  
Ismaeli, Hudhaifa, 1994, 95, 96  
Ison, Mark, 2008  
Israels, Lloyd I., 1951, 52, 53  
Iverson, Emil W., 1950, 51  
Ivlow, John, 1988, 89  
Ivy, Andrew C., 1943  
Ivy, William H., 1942, 43, 46

## J

Jackson, Bobby, 1992, 93, 94  
Jackson, David H., 1897  
**Jackson, Justin, 2014, 15, 16**  
Jackson, Ralph, 1982, 83, 84  
Jacobsen, Rick, 1975  
Jacobson, Roy C., 1908, 09, 10  
Jagels, Frank O., 1943, 44  
James, Adam, 1987  
James, Dwight, 1988, 89, 90, 91  
Janssek, Bob, 1986, 87  
Janus, Paul, 1994, 95, 96, 97  
Jarvis, H.H., 1889  
Jasinski, Paul, 1973, 74, 75  
Jaus, William C., 1951  
Jecha, Ralph L., 1950, 51, 52  
Jefferson, L. Bernard, 1936, 37, 38  
Jenkins, Derell, 2002, 03, 04  
Jenkins, Elbert J., 1904, 05  
Jenkins, John F., 1919  
Jenkins, Jon, 1980  
Jenkins, Todd, 1980, 82, 83  
Jens, Arthur M., 1931, 32, 33  
Jensen, Mike, 2010, 11, 12, 13  
Jerasa, Charles J., 1956, 57  
Jerkian, Michael, 1959  
Jeske, Chris, 2007, 08  
Jeske, Francis M., 1954, 55, 56  
Jeter, Charles E., 1894, 95  
Jewett, G.H., 1893, 94  
Jimmer, Jeff, 1991, 92  
Jindrich, James J., 1932  
Johnson, Alton, 1898, 99, 00, 01, 02  
Johnson, Andrew N., 1910, 11, 12  
Johnson, Ben, 2008, 09, 10, 11  
Johnson, Carroll W., 1916  
Johnson, Clarence W., 1951, 52  
Johnson, Clyde W., 1897  
Johnson, Cole, 2014, 15  
Johnson, Donald, 1940, 41  
Johnson, Donald, 1977, 79  
Johnson, Douglas M., 1909, 10  
Johnson, Edward James, 1904, 05  
Johnson, Edward "Teddy", 1998, 99, 00  
Johnson, Frank S., 1960, 61  
Johnson, Gilbert A., 1929  
Johnson, Rejaie, 2005, 07, 08  
Johnson, Robert W., 1924, 25, 26  
Johnson, Rob, 1992, 93, 94, 95  
Johnson, Rob, 1998, 99

Johnson, Samuel, 1956, 57, 58  
 Johnson, William, 1922, 23  
 Johnsos, Luke A., 1926, 27  
 Johnston, Mark R., 1957, 58, 59  
 Johnston, Thomas R., 1908  
 Jolas, Paul, 1982  
 Jones, Anwan, 1996, 97  
 Jones, Braden, 2002, 03  
 Jones, Charles, 1991  
 Jones, Christian, 2011, 12, 13, 15  
 Jones, Conrad, 1989, 91, 92, 93  
 Jones, Daniel, 2011, 12, 13  
 Jones, George, 1985, 86, 87  
 Jones, Joseph, 2013, 14, 15, 16  
 Jones, Malin, 2013  
 Jones, Mycal, 1997, 98, 99  
 Jones, Ralph O., 1955  
 Jones, Shannon, 1997  
 Jones, Taylor, 2004  
 Jones, Tonjua, 2004, 05, 06, 07  
 Jones, Tony, 2010, 12, 13, 14  
 Jones, Tyrus, 2009, 11, 12  
 Jones, Walter D., 1950, 51, 52  
 Joplin, Cameron, 2008, 09  
 Jordan, Andrew H., 1934  
 Jordan, Robert E., 1915  
 Jordan, Roger, 2000, 01, 02, 03  
 Jordan, Terrell, 2002, 03, 06  
 Jorgensen, Paul, 2011, 12, 13, 14  
 Justak, Eugene J., 1944  
 Justak, Raymond J., 1943, 44

**K**

Kachaturoff, Dan T., 1951, 53  
 Kadel, Adam, 2003, 05, 06, 07  
 Kafir, Henry H., 1902, 03, 04  
 Kafka, Mike, 2006, 07, 08, 09  
 Kaiser, David A., 1960  
 Kaiser, Steve, 1981, 82, 83  
 Kallas, Dino, 1991  
 Kaminski, Michael S., 1970  
 Kane, Corky, 1988  
 Kanyer, David F., 1947  
 Kappleman, Edward, 1892  
 Kapter, Alex J., 1941, 42, 43  
 Kardos, Brian, 1993, 95, 96  
 Karlstad, Warren C., 1940, 41, 42  
 Karras, Ted, 1983, 84, 85, 86  
 Karras, Tony, 1985, 86, 87, 88  
 Karsten, Adrian, 1979, 80  
 Karsten, Arnold M., 1926, 27  
 Karstens, Jim, 1980, 82  
 Kasprzycki, Wally, 1976, 78, 79  
 Kaukiolo, Tom, 1984, 85, 86, 87  
 Kawal, Albert P., 1932, 33, 34  
 Kean, Dudley B., 1941, 42, 43  
 Keane, John, 1972  
 Keddie, Burton C., 1948, 49, 50  
 Keefe, Patrick J., 1946, 47, 48, 49  
 Keeley, Donald P., 1964  
 Keenan, Ryan, 2003, 04, 05, 06  
 Kelley, Albert J., 1922, 23, 24  
 Kelley, Andrew M., 1953  
 Kelley, Charles, 1922, 23  
 Kelley, Walter J., 1889  
 Kelly, Charles A., 1891  
 Kelly, Kip, 1989, 90  
 Kelly, Robert E., 1955  
 Kemp, Ted, 1945  
 Kendall, Robert R., 1890, 91  
 Kendzicky, Mike, 1975, 76, 77, 78  
 Kennedy, Ben, 2000, 01  
 Kennedy, Keegan, 2005, 06, 07, 08  
 Kennicott, Ransom, 1888, 89, 90, 91, 92  
 Kent, Harry J., 1927, 28  
 Kenyon, Kevin, 1977, 78, 79  
 Kepford, Ira C., 1939, 40, 41  
 Keporos, George J., 1969, 70, 71  
 Kern, Chuck, 1977, 78, 79, 80  
 Kerrigan, Mike, 1979, 80, 81  
 Kershaw, Patrick J., 1970, 71  
 Key, Stan, 1971, 72  
 Kidd, Garrett, 2015  
 Kidd, John, 1980, 81, 82, 83  
 Kidder, Mike, 1982, 84  
 Kiefer, Paul F., 1940, 41  
 Kimbrough, Albert L., 1958, 60, 61  
 Kimbrough, Elbert L., 1958, 59, 60  
 Kinder, Clifton, 1930, 32  
 King, Austin, 1999, 00, 01, 02  
 King, Ernest, 1983, 84  
 King, George R., 1951  
 King, Robert J., 1953, 54  
 Kittleman, Charles W., 1908  
 Klamm, Edward R., 1936  
 Klarr, Dean F., 1929  
 Kloote, James W., 1940  
 Kloote, John, 1940  
 Kluever, Gary H., 1955  
 Knafelc, Guy, 1975, 76, 77, 78  
 Knauer, Bernard, 1947, 48  
 Knowles, James L., 1958, 59, 60

Koehler, Robert A.C., 1916, 17, 19  
 Koehn, Mark, 2005, 06, 07  
 Koening, Tony, 1970  
 Koester, Dean, 1982, 83, 84  
 Kolar, Josh, 1996, 97  
 Konopka, Jack, 2011, 12, 13, 14  
 Konopka, Pete, 1998, 99, 2000  
 Kopecky, Irwin F., 1933  
 Koranda, Allen H., 1965, 66  
 Kornegay, Bill, 1982  
 Koscinski, Leo J., 1935  
 Kosmowski, Eron, 1999  
 Kostbade, Howard W., 1931, 32, 33  
 Kovatch, John P., 1935, 36, 37  
 Koziel, Bill, 1991, 93, 94  
 Kraft, Walter W., 1911, 12, 13  
 Kragseth, Norman H., 1950, 51, 52  
 Kranz, Michael T., 1977, 78  
 Krebs, Kevin, 1989, 90, 91  
 Krehbiel, Todd, 1985, 86  
 Kreider, Jack, 1980, 81  
 Kreinbrink, Nick, 1999  
 Kroeger, John F., 1943, 44  
 Krueger, Clarence F., 1953, 55  
 Kruger, Donald A., 1939, 40, 41  
 Krumtinger, Mark, 1973  
 Kubiuk, Daniel, 2015  
 Kuceyeski, Randal, 1973, 74, 75  
 Kuceyeski, Ronald, 1974, 75  
 Kuehl, William B., 1950, 51, 52  
**Kuhar, Greg, 2013, 14, 15, 16**  
 Kuiper, Arthur, 1925, 26  
 Kurzawski, James, 2009, 10  
 Kurzawski, Richard J., 1966, 67, 68  
 Kustok, Zak, 1999, 00, 01  
 Kwateng, Prince, 2005, 06, 07, 08

**L**

LaBelle, Bryan, 1995, 96, 97, 98  
 Lake, John M., 1957  
 Lambe, Edward J., 1966  
 Lamke, Earl J., 1910  
 Lamke, Raymond C., 1910, 11, 12  
**Lancaster, Tyler, 2014, 15, 16**  
 Lane, Edwin W., 1919, 20  
 Lane, Frank H., 1890, 91, 94  
 Lane, Ray A., 1951  
 Lane, Ross, 2005, 06, 07, 08  
 Lang, Marcus, 1985, 86, 87, 88  
 Langenstein, Chester G., 1919  
 Lapadula, Mark, 1999  
 Larscheid, Slade, 2003, 05, 06  
 LaRoque, Joseph E., 1930, 32  
 Larson, Greg M., 1971  
 Lasater, Robert L., 1919, 20  
 Laser, Donald A., 1945  
 Lash, James V., 1970, 71, 72  
 Laskay, Joseph L., 1937, 38, 39  
 Laskowski, Raymond, 1966  
 Lauder, Ray S., 1923  
 Lauter, Robert W., 1951, 52, 53, 54  
 Lauver, Laurence, 1933  
 Lawler, Hiram F., 1898, 99  
 Lawrence, Kevin, 1999, 00, 01, 02  
 Lawrence, Rashad, 2010, 11, 12, 13  
 Lawrence, Tim, 1977, 78, 79  
 Laws, Charles E., 1955  
 Lawson, Frank, 1944  
 Lawton, Richard S., 1961, 62, 63  
 Leach, Felix H., 1930  
 Leahy, Brian, 1991, 92, 93  
 Leary, Faraji, 1995, 96, 97  
 Lecture, James W., 1945  
 Leeder, Chris, 1996, 97  
 Leeper, Harry W., 1932, 33, 34  
 Leicher, Richard A., 1944  
 Leissoo, Hans, 1967, 68  
 Leming, Roy E., 1930  
 Lenhardt, William C., 1932, 33  
 Lentvorsky, Francis A., 1955  
 Leonard, Phil, 1981, 82, 83, 84  
 Letts, Preston, 1997, 98  
 Levings, Frank M., 1896, 97  
 Levison, George, 1926, 27, 28  
 Lewis, J.H., 1891  
 Lewis, Loren L., 1925, 26, 27  
 Lewis, Mike, 1984  
 Lewis, Wilton M., 1928, 30, 31  
 Ley, Mike, 1978  
 Lezi, Gilles, 2000, 03  
 Libberton, Raymond C., 1893, 97, 98  
 Liddell, James W., 1939  
 Lightfoot, Vernon F., 1944  
 Lilja, Larry, 1972, 73, 74  
 Lilja, Scott, 2008  
 Lilly, Chad, 1994  
 Lind, Albert E., 1933, 34, 35  
 Lind, Frederick A., 1932, 34  
 Lindborg, Oliver J., 1955  
 Lindsey, Willie, 1990, 91, 92  
 Linn, Earl, 1911  
 Lis, Thomas A., 1969

Liscow, Andy, 1976  
 Liszka, Walter J., 1966  
 Little, Harry, 1898, 99  
 Little, Neil, 1973, 74, 75, 76  
 Lizak, Matt, 1978  
 Lofton, Udra, 1983  
 Logan, Charles R., 1961, 62, 63  
 Lohbauer, John E., 1954, 55, 56  
 Lokanc, Joseph A., 1938, 39, 40  
 Long, Tim, 1999, 2000  
 Long, Warren, 2013, 14, 15  
 Longfellow, Henry W., 1933, 34, 35  
 Loukas, Angelo G., 1966, 67, 68  
 Lowe, Mike, 1988, 89, 89  
 Lowry, Dean, 2012, 13, 14, 15  
 Lowry, Timothy G., 1923, 24, 25  
 Lozowski, Keith, 1994, 95, 96, 97  
 Lucier, Wayne, 1998, 99  
 Lundergreen, Kurt, 1987, 88  
 Lutostanski, Frank M., 1971, 73  
 Lutuz, James J., 1958, 59, 60  
 Lutzen, Greg, 2002, 03  
 Luxenburg, Evan, 2009, 10  
 Luxton, Kenneth, 1967, 68, 69  
 Lynch, Martin J., 1916, 17, 19  
 Lyons, Bernard E., 1954  
 Lyons, Dennis, 1970

**M**

Mabin, Jordan, 2008, 09, 10, 11  
 MacChesney, William, 1898, 99, 00  
 Machalski, Richard J.W., 1960, 61, 62  
 Mackall, Robert W., 1961, 63  
 MacKenzie, Jack A., 1945, 46  
 MacRae, Donald M., 1949, 50, 51  
 Maddock, George H., 1947, 48  
 Madsen, Erwin, 1938, 39, 40  
 Mafuli, Niko, 2008, 09, 10, 11  
 Magnuson, Glenn, 1920, 21, 23  
 Maher, Jeff, 1983  
 Mahoney, Connor, 2013, 14, 15, 16  
 Malec, Frank G., 1974, 75, 76, 77  
 Malleo, Chris, 2004, 05, 06, 07  
 Malloy, Walter A., 1936  
 Maly, Paul J., 1973, 75, 76, 77  
 Mandler, Guy W., 1973  
 Manley, John A., 1908, 09, 10  
 Mansfield, Sean, 2002, 05  
 Manske, Edgar, 1931, 32, 33  
 Maris, Glenn, 1910  
 Mark, Venric, 2010, 11, 12  
 Markshaussen, Zeke, 2007, 08, 09  
 Maroney, Charles E., 1933, 34  
 Marquardt, George W., 1914  
 Marquardt, Reuben A., 1917  
 Marsh, Jesse L., 1908, 09  
 Marshall, Brian, 1997, 98, 99  
 Martin, Chasda, 2000  
 Martin, Chris, 1992, 93, 94, 95  
 Martin, Doug, 1988  
 Martin, Paul S., 1977  
 Martin, Robert M., 1948  
 Martin, William, 1930  
 Martinek, Richard G., 1967  
 Martinez, Derek, 2000, 01, 02  
 Marvil, J. Dallas, 1929, 30, 31  
 Mason, Robert H., 1972, 73, 74  
 Massie, Donald W., 1928  
 Matejka, Carl, 2000, 01, 02  
 Mathews, Frank E., 1923, 24, 25  
 Mattes, Kurt, 2007, 08, 09  
 Matthews, Austin, 2005, 06  
 Matthews, Jeravin, 2008, 09, 10, 11  
 Maul, Tom, 1980, 81  
 Maulding, Ron, 1988, 89, 90  
 Mauro, Joe, 2009  
 Maycan, James M., 1977  
 Mayer, Jonas, 1916  
**Mayo, Alonzo, 2016**  
 McAuliffe, Michael J., 1952  
 McBride, Don, 1974  
 McCaffrey, Jim, 1998  
 McCambridge, John R., 1965, 66  
 McCann, Bill, 1991  
 McCann, George C., 1903  
 McCarthy, Paul, 1990, 91  
 McCauley, Richard, 1962, 63, 64  
 McClellan, Randy, 1986, 87, 88, 89  
 McClelland, Ken, 1982  
 McClish, Todd, 1989  
 McClusky, Frank, 1892, 95, 96, 98  
 McCormick, Thomas J., 1950, 51, 52  
 McCosh, MacEmerson, 1911, 13  
 McCoy, Pat, 1984  
 McCreery, David, 1973  
 McCreight, Thomas J., 1970, 71  
 McCrimmon, Rod, 1986, 87, 88  
 McCurdy, Russell, 1915  
 McDonald, Paul, 1930, 31, 32  
 McElwain, William T., 1921, 22, 23  
 McEvilly, Sean, 2011, 12, 13  
 McGann, Martin K., 1970, 71, 72

McGarigle, Tim, 2002, 03, 04, 05  
**McGee, Jared, 2015, 16**  
 McGee, Mike, 1978  
 McGill, Steve, 1981  
 McGlade, Tom, 1977, 78, 79  
 McGrew, Mike, 1993, 94, 95, 96  
 McGurn, George E., 1937, 38, 39  
 McHugh, Mike, 2013, 14, 15  
 McKay, George R., 1952  
 McKean, Kenneth, 1924  
 McKeiver, Robert P., 1953, 56, 57  
 McKelvey, Robert K., 1964, 65, 66  
 McKiernan, Mike, 1973, 75  
 McKinley, Robert B., 1945, 46  
 McLaughlin, Bill, 1986, 88  
 McLaughlin, Eugene D., 1917, 18  
 McManis, Sherrick, 2006, 07, 08, 09  
 McNamara, Pat, 1971, 72, 73, 74  
 McNamara, Paul E., 1940, 41  
 McNaul, Bryce, 2008, 09, 10, 11  
 McNutt, Lynne W., 1942, 43  
 McPheeters, Herman O., 1912  
 McPherrin, Howard, 1905  
 McPherrin, William L., 1910, 11  
 McPherson, Reggie, 2004, 05, 06, 07  
**McShepard, Marcus, 2014, 15, 16**  
 McWilliams, Charles D., 1890  
 Meeder, Robert S., 1949, 50  
 Meenan, Kenneth, 1931  
 Mellin, Henry E., 1930, 31  
 Melvin, Boyd C., 1959, 60, 61  
 Melzer, William C., 1966, 67  
 Merenkov, Dave, 1989, 90  
 Mertz, Shane, 2013, 14, 15  
 Mesec, Murray, 1936, 38, 39  
 Meskill, Mike, 1984  
 Method, Harold L., 1937, 38, 39  
 Meulendyke, James E., 1944  
 Meyer, Richard L., 1951, 52, 53, 54  
 Michler, Kirk W., 1976  
**Micucci, Matt, 2015, 16**  
 Middlekauff, Oscar, 1885, 86, 87  
 Middlekauff, Samuel, 1885, 86  
 Mied, Ronald A., 1965, 67  
 Milloy, Walter A., 1936  
 Milam, David L., 1963, 64, 65  
**Miller, Alex, 2016**  
 Miller, Bernard H., 1919  
 Miller, Gene, 1948, 49, 50  
 Miller, Ian, 1998, 99  
 Miller, Jim, 1975, 77, 79  
 Miller, John H., 1948, 49, 50  
 Miller, Phil, 1997, 99  
 Miller, Raymond E., 1945, 47  
 Mills, Dwight M., 1922  
 Mims, Kevin, 2005, 06, 07, 08  
 Minko, Kurt, 1988, 89  
 Mirkopoulos, Nicholas, 1975, 76, 77, 78  
 Mishler, Dave, 1977, 78, 79, 80  
 Mishler, James L., 1975  
 Mishler, Lawrence E., 1971, 72  
 Mishler, Robert A., 1969, 70, 71  
 Missouri, Dwayne, 1998, 99, 00  
 Mitchell, Brendan, 2006, 07, 08, 09  
 Mitchell, Jack, 2014, 15, 16  
 Mitchell, Kevin, 2007, 08, 09  
 Mize, Dale, 1973  
 Mitidiero, Dave, 1990  
 Mnichowicz, Donald A., 1958, 59, 60  
 Mobley, Ben, 1991  
 Mogus, Geoff, 2012, 13, 14, 15  
 Mole, William S., 1934  
 Mondala, Stanley J., 1933  
 Moor, Stephen L., 1973, 74, 75  
 Moore, Albert B., 1929, 30, 31  
 Moore, C.E., 1891  
 Moore, Jim, 1972  
 Moore, Richard, 1979, 80, 81  
 Morgan, Darin, 1981, 82, 83, 84  
 Morkin, Michael C., 1969, 70, 71  
 Morman, Robert F., 1953, 54, 55  
 Morris, Chip, 1988, 89, 90, 91  
 Morris, Luther, 1991, 92, 93, 94  
 Morris, Max, 1944, 45  
 Morrison, Tucker, 1995, 96  
 Morse, Albert G., 1897  
 Morse, Charles, 1885  
 Mortenson, Lawrence J., 1911, 13  
 Morton, Joe, 1982, 83  
 Morton, Rashad, 1997, 98, 99, 00  
 Mosby, Paul, 1981, 83  
 Moser, Richard L., 1956, 57  
**Moten IV, John, 2016**  
 Motl, Robert J., 1940, 41, 42  
 Moulding, Thomas C., 1888, 89, 90  
 Moulton, Drew, 2010, 11, 12  
 Moyer, Alex, 1981, 82, 83, 84  
 Moyers, George W., 1954  
 Mrozek, Donald L., 1968  
 Mueller, Ewald E., 1916  
 Mulder, Lenard, 1916, 17, 18  
 Mullins, Anthony F., 1967, 68, 69  
 Mulnix, Russell, 1918

Mulroe, Brian, 2009, 10, 11, 12  
 Mundy, Gene G., 1940, 41  
 Murakowski, Arthur, 1946, 47, 48, 49  
 Murauskis, Jim, 1982, 83  
 Murnighan, Hugh D., 1933, 34  
 Murphey, James M., 1944, 45  
 Murphy, Francis P., 1969  
 Murphy, Roger T., 1966  
 Murphy, Steven W., 1962, 63, 64  
 Murray, Benjamin, 1894  
 Musso, Brian, 1994, 95, 96, 97  
 Musso, Scott, 1997  
 Muth, Michael D., 1964  
 Myers, Rich, 1984, 85, 86, 87  
 Myers, Thomas W., 1962, 63, 64

**N**

Nagel, Aaron, 2010  
 Nagel, Brett, 2009, 10, 11  
**Nagel, Flynn, 2015, 16**  
 Napolski, Bernard T., 1955, 56, 57  
 Natzke, Chris, 1981, 82, 83, 84  
 Nauman, Michael C., 1971  
 Ndukwe, Ikechuku, 2003, 04  
 Neely, David L., 1957, 58  
 Neely, Richard L., 1961  
 Nelson, Mike R., 1995, 96, 97, 98  
 Nelson, Robert L., 1948, 49  
 Nemeth, Edward L., 1946, 47, 48, 49  
 Netter, Al, 2008, 09, 10, 11  
 Neustetter, Tom, 1982, 83  
 Nevels, Orville, 1983  
 New, Pat, 1987, 88, 89, 90  
 Newell, Daryl, 1982, 83, 84, 85  
 Newhouse, Butch, 1989  
 Newton, John, 1990, 92, 93  
 Ngene, David, 2004, 05, 06, 07  
 Nichols, Richard A., 1958, 60  
 Nicklas, Tom, 1983, 84, 86  
 Niepokoj, Sigmund, 1952, 53, 54  
**Nisswander, Hunter, 2014, 15, 16**  
 Nolan, Jay A., 1965  
 Norenberg, Merlin R., 1963, 64  
 Norman, Frederick I., 1915, 16  
**North, Brad, 2014, 15, 16**  
 North, Tom, 1978, 79, 80  
 Norton, Patrick, 1990, 91, 92  
 Nosal, Fred D., 1953, 54, 55  
 Nowicki, Robert L., 1948, 49, 50  
 Nuyes, Paul, 1888, 89, 92, 93  
 Nuffer, Brian, 1985, 86  
 Nunamaker, Thomas J., 1965  
 Nunn, Harold D., 1930  
 Nusbaum, James, 2008, 09  
 Nwabuisi, David, 2009, 10, 11, 12

**O**

Oates, James F., 1892  
 Oberdorf, Gerald L., 1964, 65  
 Oberne, John, 1892, 93, 94  
 Obrecht, David J., 1960  
 O'Brien, Emmet P., 1950, 51, 52  
 O'Brien, Tim, 1988, 89  
 Odell, Tommy, 2014, 15, 16  
 Odenigo, Ifeadi, 2013, 14, 15, 16  
 O'Dwyer, Matt, 1991, 92, 93, 94  
 Oettinger, Thomas W., 1976  
 Ogden, Garry, 1974, 75, 76  
 Ogilvie, Blaine A., 1975, 76, 77, 78  
 O'Grady, Thomas J., 1961, 63  
 Ohland, William R., 1941, 42, 46  
 Oldach, Raymond F., 1946  
 O'Leary, John C., 1938  
 Oliphant, James S., 1966  
 Oliphant, Laurence E., 1928, 29, 30  
 Oliver, Zack, 2012, 13, 14, 15  
 Olson, Eric, 2013, 14, 15, 16  
 Olson, Oliver M., 1931, 32, 33  
 Olson, Richard J., 1962, 64  
 Olson, Robert H., 1966, 67, 68  
 O'Malley, James, 1944  
 O'Mara, James M., 1930  
 Omilian, Arthur, 2012, 13, 14, 15  
 Onesti, Lawrence J., 1959, 60, 61  
 Oredugba, David, 2005, 06, 07, 08  
 Osborne, Torrio, 1987  
 Ostrowski, Steve, 1990, 91, 92, 93  
 Otterbacher, Robert E., 1964, 65, 66  
**Ottermann, Andrew, 2016**  
 Owen, Carl E., 1926  
 Owens, Anderson J., 1971, 72  
**Oxley, Ben, 2015, 16**

**P**

Pace, John Henry, 2008, 09, 10  
 Paddock, Louis, 1901  
 Padgett, Ryan, 1992, 93, 94, 95  
 Page, Manley A., 1920  
 Pagnucco, Chris J., 1977  
 Palmer, Charles W., 1920, 21, 22

Palmer, Kyle, 1985, 86, 87, 88  
 Pals, Steve, 1978, 79, 80  
 Panico, Mike, 2013, 14  
 Panosh, George E., 1926, 27  
 Panovich, Mihailo, 1987, 88  
 Pantera, LeRoy P., 1948, 49  
 Papich, Samuel J., 1933, 34, 35  
 Paquette, Edward J., 1967, 68  
 Park, Ian, 2013, 14, 15  
 Parker, Hale G., 1910  
 Parkes, Charles H., 1893  
 Parsegian, Edward Y., 1945  
 Parsegian, James, 1947, 48, 49  
 Parsons, Charles W., 1924  
 Parsons, Tracy, 1980, 82, 84  
 Partington, Joseph R., 1943  
 Paterson, James J., 1920, 21, 22  
 Patrick, Kunle, 2000, 01, 02, 03  
 Patrick, William, 1924  
 Patrnchak, Carl, 1973, 74  
 Patrnchak, Joseph M., 1973, 74  
 Patterson, Frank D., 1913, 14, 15  
 Pawlowski, Todd, 1993, 94  
 Paxton, Taylor, 2011, 12  
 Payne, Dean, 1977, 78, 79, 80  
 Pearce, James, 1892, 93, 94, 95, 96  
 Pearsall, Al, 1981  
 Pearson, Barry L., 1969, 70, 71  
 Pearson, Townsend A., 1909, 10  
 Pearsons, A.C., 1893  
 Peart, Clifford J., 1955, 56, 57  
 Peckum, Eli F., 1900, 02, 03  
 Pederson, Ryan, 2004, 05  
 Peifer, Louis F., 1913  
 Pell, Timothy C., 1967  
 Pendleton, E.T., 1895, 96  
 Penfield, Graham, 1918, 19, 20, 21  
 Penfield, Henry D., 1920, 21, 22  
 Pennington, Doug, 1986, 87  
 Penza, Rudolph, 1928  
 Perkins, Jordan, 2012, 13  
 Perricone, Gaspar F., 1947, 48, 49  
 Perrin, Dean F., 1951  
 Perry, Edwin R., 1897, 98  
 Perry, Mark, 1998, 99  
 Persa, Dan, 2008, 09, 10, 11  
 Peterman, Eric, 2005, 06, 07, 08  
 Peters, Brian, 2008, 09, 10, 11  
 Peterson, Carl O., 1974, 75, 76  
 Peterson, Duane C., 1944  
 Peterson, Kevin, 1995, 96  
 Peterson, Kevin, 1985, 86, 87, 88  
 Peterson, Richard F., 1952, 53  
 Peterson, Ryan, 2000, 02  
 Petkus, Burton J., 1960, 61, 62  
 Petrak, George E., 1972, 73  
 Petter, Charles K., 1948, 49, 50  
 Pettit, Lloyd H., 1944  
 Petty, Kyle, 2008, 09  
 Peyton, Samuel R., 1918, 1919  
 Phelps, Horace, 1890  
 Phillips, Robert, 1903  
 Phillips, Brad, 2006, 07, 08, 09  
 Phillips, D.R., 1973, 74  
 Philmore, Mark, 2002, 03, 04, 05  
 Piccuta, Charles A., 1968  
 Pick, Alan E., 1942  
 Pickens, John, 2001, 02, 03, 04  
 Pienta, Dale W., 1954, 55, 56  
 Pierce, Charles H., 1911, 12  
 Pierce, Greg, 1987  
 Pietrowski, Jeff, 1990, 92  
 Pietrzak, Alex, 2012  
 Pifer, Harry C., 1909  
 Piirto, J. Arthur, 1923  
 Pike, John Kent, 1961, 62, 63  
 Pinckney, Stone, 2010  
 Pines, Justin, 2007  
 Pinneo, George, 1899  
 Piper, Robert, 1908, 09, 10  
 Piros, Robert J., 1945  
 Plasencia, John, 2010, 11  
 Planisek, William P., 1969, 70, 71  
 Plant, Charles, 1983, 84, 85, 86  
 Playko, Kenton, 2013, 14, 15  
 Pohlen, Pat, 2008  
 Pohlman, Dan, 2001  
 Pokrifcak, Paul, 1950  
 Pooler, Jim, 1973, 74, 75  
 Porcelli, Chuck, 2009, 10, 11, 12  
 Potter, Albert, 1895, 96  
 Potter, George D., 1931, 32, 34  
 Potter, Joel, 1974  
 Poulos, Sam, 1976, 77, 78, 79  
 Powell, Tim A., 1962, 63  
 Powers, James R., 1944  
 Prater, Jaylen, 2013, 14, 15, 16  
 Prater, Kyle, 2012, 13, 14  
 Prather, James, 2015, 16  
 Pratt, Bob, 1980, 81, 82  
 Pratt, E.L., 1899  
 Preissner, Edgar D., 1960  
 Prezioso, Steve, 1980

Price, Dominique, 2001, 02, 03, 04  
 Price, Joseph E., 1913  
 Price, Richard M., 1947, 48, 49  
 Pritchard, Clarke, 1978, 79  
 Prince, Bill, 1980, 81, 82, 83  
 Pritchard, Harry K., 1930  
 Proby, Damien, 2010, 11, 12, 13  
 Proffitt, J. James, 1964  
 Proksa, Walter, 1950, 51  
 Proskine, Mark A., 1966, 67, 68  
 Prosser, Gerald J., 1969  
 Pugh, Chad, 1995, 96  
 Puette, Robert L., 1963  
 Purdin, Raymond R., 1958, 59, 60  
 Purkett, Anthony, 1990, 91, 92, 93  
 Putrell, Francis C., 1938, 39  
 Putman, Reding, 1921, 22  
 Putnam, Stanley R., 1916

## Q

Quaerna, Edward F., 1972  
 Queiro, Cameron, 2015  
**Queiro, Kyle, 2014, 15, 16**  
 Quinn, Edward H., 1955, 56, 57  
 Quinn, Frederick F., 1960, 61, 62

## R

Rabas, Donald J., 1956  
 Raffin, Rich, 1980, 81, 82  
 Rahr, Gordon J., 1925, 26  
 Rallings, Leon, 1980  
 Ramp, Justin L., 1965, 66  
 Ramsdell, Joseph W., 1966  
 Ramsey, Kenneth C., 1964, 65, 66  
 Randolph, Robert H., 1915, 16, 17  
 Ranicke, Richard J., 1952, 53, 54  
 Rapp, Edwin C., 1960  
 Ratterman, Joseph W., 1972  
 Ray, Rodney, 1991, 93, 94, 95  
 Rearden, John J., 1953, 54, 55  
 Rebolz, James A., 1964  
 Rector, Ron, 1963, 64, 65  
 Reed, Jaleel, 2010  
 Reed, Vincent M., 1912  
 Reeder, Robert J., 1967  
 Rees, Trevor, 2003, 04, 06, 07  
 Reese, Ernest A., 1910, 11  
**Reese, Steven, 2016**  
 Reeves, Todd, 1989  
 Reid, Stephen E., 1934, 35, 36  
 Reiff, Joe, 1993, 94, 95, 96  
**Reineke, Heath, 2015, 16**  
 Reitz, Phil, 1976, 77, 78, 79  
 Reitzug, Matt, 1976, 77  
 Rembe, Armin C., 1922  
 Rentner, Ernest J., 1930, 31, 32  
 Reynolds, Parker, 1972  
 Reynolds, Scott, 1974  
 Riba, Ronald F., 1952, 53, 54  
 Rice, Matt, 1993, 94, 95, 96  
 Rich, Ciney R., 1950, 51  
 Richards, Raymond D., 1938, 39, 40  
 Richart, Chaz, 2005, 07  
 Ridgway, Erman, 1885, 86, 87, 88, 89  
 Riel, Bert F., 1929  
 Riley, Art, 1972  
 Riley, Frank, 1934  
 Riley, Harry F., 1950, 51, 52  
 Riley, John H., 1929, 30, 31  
 Riley, Patrick R., 1961, 63, 64  
 Riley, Tim, 2010, 11, 12  
 Riley, William P., 1931, 32, 33  
 Ringer, Theodore W., 1954, 55, 56  
 Roach, Nick, 2003, 04, 05, 06  
 Robbins, C.J., 2013, 14, 15, 16  
 Roberson, Brandon, 2004, 05, 07

**Roberts, Jelani, 2015, 16**  
**Roberts, Josh, 2014, 16**  
 Robertson, Claudell, 1983, 84, 85, 86  
 Robertson, Donald A., 1960, 61, 62  
 Robey, Ray, 1995  
 Robinson, Bruce, 1977, 78, 79  
 Robins, Fitzgerald J., 1911, 12  
 Robinson, Allison A., 1969, 70, 71  
 Robinson, Chuck, 1992, 93, 94  
 Robinson, Donald W., 1963, 64  
 Robinson, Jeff, 1986, 87, 88  
 Roche, John G., 1951, 52, 53, 54  
 Roche, Thomas G., 1950, 51, 52  
 Rockenbach, Jeffrey B., 1968, 69  
 Rodeno, Tom, 1990, 92  
 Rodman, John R., 1968, 69, 70  
 Rodman, Patrick R., 1964  
 Roehl, Jeff, 2000, 01, 02  
 Rogers, Charles A., 1914  
 Rogers, Charles L., 1975, 77, 78  
 Rogers, Oliver A., 1886, 88, 89  
 Rogers, John M., 1902  
 Rojan, George C., 1928  
 Rondou, Donald E., 1951, 52, 53  
 Rooks, Josh, 2007, 08, 09, 10

Rooney, Chris, 1995  
 Rooney, Timothy J., 1978  
 Roper, William D., 1944  
 Rotherauf, Ben, 2004, 05, 06, 07  
 Rose, Joseph, 1915  
 Rosen, Steve, 1991, 92  
 Rosholt, Steve, 1988, 89  
 Rosie, Walter A., 1926, 27  
 Ross, Allen, 1933  
 Ross, Donald, 1967, 68, 69  
 Ross, James H., 1908, 09  
 Ross, Jason, 1999  
 Rossi, Ralph W., 1947  
 Roush, Mark, 2000, 01, 02  
 Rowe, Randy, 1987, 88  
 Royer, Greg J., 1963  
 Rubin, Brian, 1998  
 Rucks, Alex, 2007, 08  
 Ruden, John, 1986, 87, 88  
 Rudnay, Mark, 1990, 91, 93  
 Rudny, John C., 1966, 67, 68  
 Rueber, Charles A., 1903, 04, 05  
 Ruff, Mark E., 1973, 74  
 Rusch, Robert K., 1925  
 Rushing, Sam, 1975  
 Rusk, Gary H., 1964  
 Russ, Bobby, 1994, 96, 97  
 Russell, Fayette H., 1930, 31  
 Ryan, Jack T., 1937, 38, 39  
 Ryan, James, 1898  
 Ryan, James D., 1945  
 Ryden, O.G., 1899

## S

Sabin, Charles G., 1900, 02  
 Sacks, Sanford J., 1952, 53, 54, 55  
 Sager, C.M., 1890  
 Sahlin, Elmer P., 1939  
 Satterman, Christian, 2014, 15  
 Salvino, Rick, 1981  
 Samarzia, Anthony J., 1941, 42  
 Sanders, Byron, 1987, 88  
 Sanders, Kyle, 1996, 97, 98, 99  
 Sanderson, David, 1989, 90  
 Sanderson, Scott, 1982, 83, 84  
 Saracino, Thomas, 1943  
 Sarkisian, Alex S., 1946, 47, 48  
 Sarkisian, Leon, 1977  
 Saunders, Charles D., 1920, 21  
 Savage, Laurence C., 1944  
 Sawle, William S., 1946, 47, 48, 49  
**Scanlan, Andrew, 2013, 14, 15, 16**  
 Scardina, Stephen B., 1974, 75, 76, 77  
 Schadler, Bernard R., 1943, 44, 45  
 Schaeffer, William, 1910  
 Scharf, Tim, 1993, 94, 95, 96  
 Scheiner, Frank H., 1898, 99, 1900  
 Schell, Adam, 1988, 89, 90, 91  
 Schell, Ward J., 1977  
 Schmidt, Bill, 1979  
 Schmidt, Jacob, 2008, 09, 10, 11  
 Schmidt, Thor, 1996, 97, 98  
 Schmitt, Bob, 1977, 78, 79, 80  
 Schneberger, George F., 1913, 14  
 Schneider, John R., 1927  
 Schnur, Steve, 1993, 94, 95, 96  
 Schober, John, 1977, 78, 79  
 Schoch, Andrew C., 1905  
 Schoch, Robert B.J., 1900  
 Schreiber, Lester G., 1934, 35, 36  
 Schuetz, Paul H., 1945  
 Schuler, Alvin J., 1925, 27  
 Schuler, Paul, 1987  
 Schuler, Rudolph P., 1925, 26, 27  
 Schultz, C.A., 1909  
 Schultz, Greg, 1985, 86, 87, 88  
 Schumacher, Ade, 1924, 25, 26  
 Schwab, Sandy, 1982, 83, 84, 85  
 Schwaba, Jack, 2014  
 Schwager, Michael L., 1962, 63, 64  
 Schwall, Victor H., 1943, 46  
 Schwartz, Robert R., 1934  
 Schweighardt, Jon, 1999, 00, 01, 02  
 Schultz, Trevor, 2003, 04  
 Sconyers, Randal, 1980  
 Scott, Clarence J., 1918, 19  
 Scott, Eric, 1993  
 Scott, Kelvin, 1984, 85, 86  
 Scott, Thomas B., 1902, 04, 05  
 Scott, Tyler, 2010, 11, 12, 13  
 Scott, Walter D., 1893, 94  
 Scriba, Joseph S., 1942, 43  
 Seacat, Aaron, 1989, 90  
 Searcy, Merl L., 1952, 53, 54  
 Segel, Daniel, 1992  
 Seidel, Walter H., 1923, 24, 25  
 Senters, Michael, 1991, 93, 94  
 Sewell, Joseph L., 1946, 47, 48, 49  
 Seygal, Joseph J., 1944  
 Shambley, Dewayne A., 1974, 76  
 Shanks, Nathan, 2005, 06, 07  
 Shares, Mike, 1989, 90, 91

Sharp, Nathan S., 1913  
 Shaw, David, 1979, 80  
 Shaw, Kenneth (Pete), 1972, 73, 75, 76  
 Shea, Michael W., 1965  
 Shearon, Clarence G., 1921  
 Sheets, Todd, 1976, 77, 79, 80  
 Shein, Geoff, 1991, 93, 94, 95  
 Shelbourne, David G., 1968, 69, 70  
 Shepard, Warren, 1911  
 Sheppard, Robert L., 1890, 91, 92, 93  
 Sheppard, Troy, 2014  
 Sherry, Mike, 1999  
 Shine, Steve, 1990, 91, 92  
 Shipley, Everett B., 1914  
 Shuler, Miles, 2014, 15  
 Shust, Steven J., 1974, 76  
 Shwayder, Dave, 1944  
 Siatta, Jack R., 1957, 58  
 Siberts, P.R., 1895, 96, 98  
 Sicksel, Duane F., 1943, 44  
 Siebenmann, Otto E., 1924, 25, 26  
 Siegle, John, 1912  
 Siegle, Julius J., 1942, 46, 47  
 Siemian, Trevor, 2011, 12, 13, 14  
 Siewert, Steve, 1986, 87, 88  
 Sikich, Michael P., 1968, 69, 70  
 Silberman, Wynn, 1998  
 Silva, Billy, 1998, 99, 00, 01  
 Silver, Ronald A., 1965, 66  
 Simmons, Sam, 1998, 99, 00, 01  
 Simmons, Stephen, 2007, 08, 09, 10  
 Simon, Clarence E., 1924  
 Simon, Salem, 1998, 99, 00, 01  
 Simpson, Charles, 1904  
 Simpson, Eddie, 2004, 05, 06, 07  
 Singleton, John C., 1929  
 Singleton, Corey, 1991, 92, 93, 94  
 Sinkler, Frank E., 1927, 28  
 Sinks, Robert, 1928  
 Skarin, David A., 1972, 73  
 Skerya, Charles A., 1977  
 Skor, Sanford B., 1941  
**Skowronek, Bennett, 2016**  
 Slade, J.B., 1897  
 Sleyko, Robert J., 1972  
 Sloan, C.C., 1896, 97  
 Smeele, Roger N., 1975  
 Smeeton, J. Craig, 1968, 69  
 Smiley, Joseph E., 1899, 1900  
 Smith, Adonis, 2010, 11  
 Smith, Alexander F., 1965, 66, 67  
 Smith, Brendan, 2005, 06, 08, 09  
 Smith, Brian, 2010, 11, 12  
 Smith, Bruce A., 1963  
 Smith, Charles E., 1924  
 Smith, Drew, 2012, 13, 14, 15  
 Smith, Eldon J., 1915, 16  
 Smith, Harold L., 1971, 72, 74  
 Smith, Henman B., 1898  
 Smith, Isaac, 1960, 61  
 Smith, James R., 1938, 39, 40  
 Smith, John A., 1954, 55, 56  
 Smith, Joseph E., 1925  
 Smith, Kevin, 1986, 87  
 Smith, Kyle, 1994  
 Smith, Lentwan, 1993  
 Smith, Richard, 1964, 65  
 Smith, Terry, 1989, 91, 92  
 Snider, Robert E., 1960, 61, 62  
 Snyder, Louis, 1913  
 Sobeck, Fred, 1979, 80, 81  
 Soderberg, Gregory, 1974, 75, 76, 77  
 Soldwedel, Fred W., 1952  
 Solheim, James W., 1924, 25, 26  
 Somers, Bradley J., 1968, 70  
 Somers, Todd M., 1970, 71, 72  
 Soper, Paul J., 1938, 39, 40  
 Sorrentino, Nick, 1972  
 Soukup, Reynold A., 1938  
 Souza, Mike, 1998, 99, 00, 01  
 Spadea, Joseph R., 1928  
 Spears, Curtis, 1986, 87, 88  
 Spenko, James L., 1967  
 Splithoff, Darrel R., 1970  
 Spreit, Dale W., 1974  
 Springer, George D., 1912, 13  
 Springer, Jack M., 1950, 51  
 Springer, William M., 1908  
 Sprouse, Kevin, 1975, 76  
 Stainton, Jeff, 1986, 87  
 Stamison, Peter G., 1962, 63  
 Standing, J.J., 1998, 99, 00, 01  
 Stanley, Greg M., 1974, 75, 76, 77  
 Stanul, Stanley R., 1932, 33, 34  
 Staples, Lenon, 1980  
 Stasiewicz, Brian, 1978, 79, 80  
 Staus, Tony, 2001, 02  
 Stebbings, Albert L., 1890, 92  
 Steeb, John G., 1949, 50, 51  
 Steele, Hasani, 1998  
 Steele, William C., 1945  
 Stegen, Herman C., 1944, 45  
 Steinbrenner, H. Pierre, 1915

Stevens, Bill, 1973, 74  
 Stewart, Matt, 1996  
 Stewart, Sidney, 2007, 08, 09, 10  
 Stillwell, John D., 1954, 55  
 Stinson, William M., 1961, 62, 63  
 Stock, Michael J., 1958, 59, 60  
 Stockstill, Webster T., 1895, 96  
 Stonesifer, Donald H., 1947, 48, 49, 50  
 Strader, Ralph M., 1914, 15  
 Stranski, Scott, 1977  
 Strasser, Kevin, 1978, 79  
 Streit, Tim, 1974, 75  
 Strickler, Romney D., 1915  
 Strief, Zach, 2002, 03, 04, 05  
 Strikwerda, Nathan, 1995, 96, 97  
 Stromberg, Austin W., 1913, 14, 15  
 Struckmeyer, Andrew, 2008, 09, 10  
 Struebing, Louis E., 1932, 33  
 Strunk, Gregory J., 1970, 71, 72  
 Stuart, Joel, 1996, 97, 98  
 Stuckey, Torri, 2000, 01, 02, 03  
 Studlien, Will, 2010, 11, 12  
 Sudberry, Kenneth, 1973  
 Sullivan, John Francis, 1928  
 Sullivan, John J., 1931, 32, 33  
 Summerville, James C., 1971, 72, 73  
 Sund, Richard W., 1972  
 Sundheim, George M., 1948, 49  
 Sutter, Dan, 1992, 93, 94, 95  
 Sutter, Ed, 1988, 89, 90, 91  
 Sutton, Chester C., 1932, 33  
 Sutton, James, 1982  
 Sutton, Tyrell, 2005, 06, 07, 08  
 Swanson, James Gregory, 1972, 73  
 Swatos, William H., 1953  
 Swenson, Jeff, 1997  
 Swingle, William, 1961, 62, 63  
 Swisher, Robert E., 1934, 35, 37  
 Sydnor, Willie, 1977  
 Szycko, Joseph, 1962, 63, 64  
 Szold, Bernard, 1920  
 Zostak, Martin P., 1974, 75, 76, 77  
 Szott, Mark, 2012, 13, 14, 15  
 Szymul, Doug, 2000, 01, 02, 03

## T

Talcott, Thaddeus M., 1894  
 Talley, John R., 1957, 58, 59  
 Tank, Rudolph E., 1975, 76, 77  
 Tangora, Paul A., 1933, 34, 35  
 Tant, Jay, 1996, 97, 98, 99  
 Tarver, Frederic, 2004, 05  
 Tasker, Steve, 1982, 83, 84  
 Tate, Reginald M., 1950, 51  
 Taylor, Desmond, 2006, 07, 08, 09  
 Taylor, Jayme, 2014  
 Taylor, Matthew, 1978  
 Taylor, Gladston, 1999  
 Taylor, Michael, 1975, 76, 77  
 Taylor, Robert, 1978, 79, 80, 81  
 Taylor, Samuel B., 1921, 22, 23  
 Telandar, Richard T., 1969, 70  
 Thiry, Dylan, 2004, 05, 06, 07  
 Thoma, Vincent D., 1932, 33  
 Thomas, Alfred I., 1947, 48, 49  
 Thomas, George W., 1960, 61, 62  
**Thomas, Jared, 2016**  
 Thomas, John J., 1914, 15, 16  
 Thomas, Marshall, 2006, 07, 08, 09  
 Thomas, Richard T., 1952, 53  
 Thomas, Syga, 2000  
 Thomas, Terry, 1987, 88, 89, 90  
 Thompson, David, 2002, 03, 04  
 Thompson, Derrick, 1999, 2000  
 Thompson, James, 1955, 56  
**Thompson, Jordan, 2015, 16**  
 Thompson, Kim, 2004, 05, 07  
 Thorne, Clarence M., 1897, 98  
 Thornton, Richard B., 1958, 60  
**Thorson, Clayton, 2015, 16**  
 Tiberi, Lou, 1978, 79, 80, 81  
 Tichy, Brian, 1988, 89, 90, 91  
 Tippitt, J.H., 1885  
 Tomkiel, Mark, 1997  
 Torkelson, Jim, 1983, 84, 85, 86  
 Toth, Steve J., 1934, 35, 36  
 Tourek, Charles F., 1946  
 Townley, Robert W., 1917, 19  
 Townsend, Kenneth, 1922, 24  
 Travers, William D., 1944, 45  
 Treat, Albert W., 1915  
 Trefz, Julius J., 1898  
 Trembaczynski, Phil, 1973  
 Trimble, James R., 1972, 73, 74  
 Tripodi, Joe, 2005, 06  
 Troglia, James H., 1953, 54, 55  
 Trumphy, Mike, 2010, 11, 12, 13  
 Tubbs, Robert, 1965, 66  
 Tuerk, Edward A., 1961, 62, 63  
 Tuerk, Fred W., 1962, 63  
 Tunniff, Edward M., 1947, 48, 49  
 Turner, James, 1905

Turner, James, 1918, 19, 20  
Tuza, Dennis, 1987

## U

Uhlir, Richard V., 1961, 62, 63  
Ulrich, John H., 1915, 16, 17  
Ulrich, Matt, 2001, 02, 03, 04  
Underhill, Marshall, 1915, 16, 17, 18  
Urbanic, Charles J., 1960, 61  
Urlaub, William A., 1942

## V

Valentine, Andrew L., 1932, 33  
Valentine, Wells W., 1916  
Valenzisi, Sam, 1993, 94, 95  
Vandenbergh, Nellis, 1928  
Vandenbergh, Jack, 1982, 83, 84  
Vandercook, Robert O., 1886, 87  
VanderHorst, Eric, 2002, 04  
VanDoozer, Jesse, 1892, 93, 95, 96  
VanDusen, Larry K., 1958  
VanHoose, Nick, 2012, 13, 14, 15  
Vanek, Edward S., 1952  
VanRyper, James, 1902, 04  
VanVlissingen, Arthur, 1914  
Vanzo, Fred F., 1935, 36, 37  
Varty, Michael S., 1971, 72, 73  
Vaughn, Justan, 2007, 08, 09, 10  
**Vault, Solomon, 2014, 15, 16**  
Venturi, Rick J., 1966, 67  
Vercelli, Lodi E., 1976, 77  
Verdell, Thomas, 1926, 27, 28  
Vernon, Timmy, 2010, 11, 12, 13  
Verzino, Joseph, 1972, 73, 74  
Vest, Derrill, 1986, 87, 88, 89  
Vick, Gerald E., 1945  
Vickery, Mike, 1985, 87, 88  
Villarreal, Amado, 2005, 07, 08  
Villars, Kevin, 1981, 82  
Vincent, Ray J., 1941, 42, 43  
Viola, Alfred R., 1955, 56, 57  
Vitabile, Brandon, 2011, 12, 13, 14  
Vitale, Dan, 2012, 13, 14, 15  
Vitale, Tommy, 2015  
Vodick, Nick E., 1942, 43  
Voigts, W. Robert, 1936, 37, 38  
Voorhees, John E., 1969, 70, 71  
Voris, C., 1894

## W

Wagner, Michael J., 1976, 77  
Wahl, Roland D., 1962, 63  
Walker, Andre, 1987, 88  
**Walker, Jr. Anthony, 2014, 15, 16**  
Walker, Bill, 1969  
Walker, Don R., 1950, 51  
Walker, Jason, 1996  
Walker, Nick, 1992, 93  
Wall, Mike, 1982, 83, 84  
Wallis, Wayne Robert, 1941, 42, 43  
**Walsh, Brett, 2014, 16**  
Walton, Robert, 1988, 89  
Wandrack, Martin J., 1910, 11  
Wandytyke, Arthur P., 1941  
Ward, Anthony, 2005  
Ward, Charles W., 1899, 1900, 01, 02  
Ward, J.F., 1894  
Ward, Marvin, 2001, 02, 03, 04  
Ward, Patrick, 2009, 10, 11, 12  
Ward, Rasheed, 2005, 06, 07, 08  
Ward, Roger T., 1966, 67  
Ward, Walter T., 1908, 09, 10  
Ward, William H., 1966  
Warren, Charles P., 1942  
Warren, Mike, 1992, 93, 94, 95  
Warrick, Walter D., 1914  
Washington, Greg, 1978, 81  
**Washington, Xavier, 2014, 15, 16**  
Wasielewski, David, 2001, 02  
Waterman, Toussaint, 1994, 95, 96, 97  
Waters, Dion C., 1976  
Watkins, Evan, 2010, 11  
Watkins II, Keith, 2014, 15  
Watkins, Kenny, 1980, 81, 82, 83  
Watrous, C.T., 1889  
Watson, James, 1910  
Watt, Kevin, 2008, 09, 10, 11  
Waugh, Fred C., 1885, 86, 87  
Weak, Tim, 2009, 10, 11  
Webb, Alexander, 2003  
Webb, Jo Jo, 1978, 79  
Weber, Gerald M., 1952, 53, 55  
Weeks, Kent, 1984  
Wegner, Erwin P., 1935, 36, 37  
Weina, Ricky, 2008, 09, 10, 11  
Weinberg, Robert E., 1964  
Weinberger, Albert W., 1903, 04, 05  
Weingartner, Erwin A., 1942, 43  
Weir, Bill, 1979, 80  
Weitzman, Mike, 1975, 76, 77, 78

Weldin, Harold G., 1930, 32  
Wells, Harry L., 1911, 12  
Wells, Norman, 1976, 77, 79  
Wells, Richard G., 1937, 38  
Wendland, Jason, 1995, 96  
Wenzel, Eric, 1988, 89, 90  
Werts, Clarence, 1910  
Wessel, Pete, 1972, 73  
West, Frank H., 1899  
Westin, Jonathan, 2002

**Westphal, Parrker, 2015, 16**  
Weyhrich, Alan L., 1955, 56, 57  
Whalen, Edward J., 1932, 34  
Whan, Lawrence Donald, 1945  
Wheeler, Rashidi, 1999, 00  
Wheelock, S.E., 1899  
Whims, James L., 1975, 76  
White, Daniel W., 1970  
White, Dennis E., 1966, 67, 68  
White, Floyd, 1952  
White, Harold A., 1924, 25  
Whitehead, Frank C., 1885, 86  
Whiting, Bruce I., 1911  
Whiting, Fred B., 1897  
Whitley, Brett, 1984, 85, 86, 87  
Whittle, Glenn C., 1913, 14  
Widmark, Richard G., 1955  
Wieber, Sean, 2000, 01  
Wienecke, Robert H., 1922, 23, 24  
Wierman, Alan H., 1944, 47  
Wietecha, Raymond, 1948, 49, 50  
Wilderquist, Chester, 1919  
Wilkerson, Fred, 1995, 96, 97, 98  
Wilkerson, Mike, 1975  
Wilkinson, William, 1892, 93, 94  
Wilks, Sheridan, 1989  
Williams, Billie C., 1950, 51, 54  
Williams, Brandon, 2010, 11, 12, 13  
Williams, Edgar P., 1914, 15, 16  
Williams, E.J., 1893, 94  
Williams, Elliott C., 1961, 62  
Williams, Hugh, 1991, 92, 93, 94  
Williams, Jarrell, 2012, 13, 14  
Williams, Len, 1990, 91, 92, 93  
Williams, Nate, 2007, 08, 09, 10  
Williams, Quentin, 2009, 10, 11, 12  
Williams, Thomas E., 1954, 55  
Williamson, Fred, 1957, 58

**Williams, Trae, 2016**  
Williamson, Raymond F., 1903, 04  
Willis, Kent, 1990  
Wilson, C.D., 1889, 90, 91, 92  
**Wilson, Macan, 2014, 15, 16**  
Wilson, Robert E., 1894  
Wiltgen, Kenneth W., 1945, 46, 47  
Winfield, B.J., 1993, 94  
Wingerd, Robert W., 1970  
Winter, Clifford M., 1971  
Winter, John F., 1942  
Wise, Oliver C., 1909, 10  
Witherspoon, Jovan, 2001  
Witt, Matt, 1987, 88, 89  
Witteck, Chris, 1986, 87  
Witteck, Mike, 1984, 85  
Witwer, Edward B., 1893  
Wohlscheid, Joe, 2002  
Wolfe, Thomas, 1922, 23  
Wolff, Jerald, 1981, 82, 83, 85  
Wood, Lawrence A., 1959, 60  
Wooden, Robert E., 1912  
Woodring, Dana G., 1967, 68  
Woods, George, 2001  
Woods, Jerome, 1979, 80  
Woodsum, Mark, 2006, 07, 08, 09  
Woodworth, Wade S., 1928, 29, 30  
Woolbert, C.H., 1897, 98, 99  
Woollard, David, 1988, 89, 90, 91  
Wootton, Corey, 2006, 07, 08, 09  
Worley, Eric, 2000, 01, 02  
Worthington, Thomas J., 1947, 48, 49  
Wozny, James J., 1959  
Wray, Park Q., 1934, 35, 36  
Wright, Jason, 2000, 01, 02, 03  
Wright, Leon, 1964  
Wright, Mike, 1991, 92, 93  
Wright, Patrick, 1990, 91, 92, 93  
**Wyatt, Fred, 2016**  
Wyman, W. Keith, 1926

## Y

Yale, John, 1982, 83, 86  
Yanke, Paul W., 1958, 59, 60  
Yanta, Dennis, 1964, 65, 67  
Yarbrough, Jeff, 2005, 06, 07, 08  
**Yates, Lloyd, 2016**  
Yelvington, Scott, 1974, 75, 76  
Young, Frank F., 1937, 38, 39  
Young, George H., 1918, 19  
Young, Jared W., 1892  
Young, John E., 1951, 52, 53, 54  
Young, Roy M., 1910  
Youngblood-Ary, Pierre, 2012, 13, 14, 15

Yungwirth, John A., 1944, 48

## Z

Zagol, Edward J., 1955  
Zajicek, Jim, 1989, 90  
Zamzow, Robert H., 1955  
Zanger, Carl E., 1914, 15, 16, 18  
Zanio, Kenneth R., 1958, 60  
Zappia, Mario, 1984, 85  
Zeno, Lawrence M., 1961, 62, 63, 64  
Zeublin, Charles N., 1885  
Ziemke, Thomas M., 1961, 63  
Zigulich, Joseph D., 1968, 69, 70  
Zilly, Ralph F., 1942  
Zimmerman, R. Paul, 1956  
Ziolkowski, Thomas A., 1966, 67, 68  
Zipfel, Curt, 1989, 90, 91  
Zitko, John, 1934, 35, 36  
Zorich, George, 1940, 41  
Zupancic, Earl Darryl, 1966  
Zuravleff, Joseph, 1946, 47, 48, 49  
Zuver, Kenneth, 1932



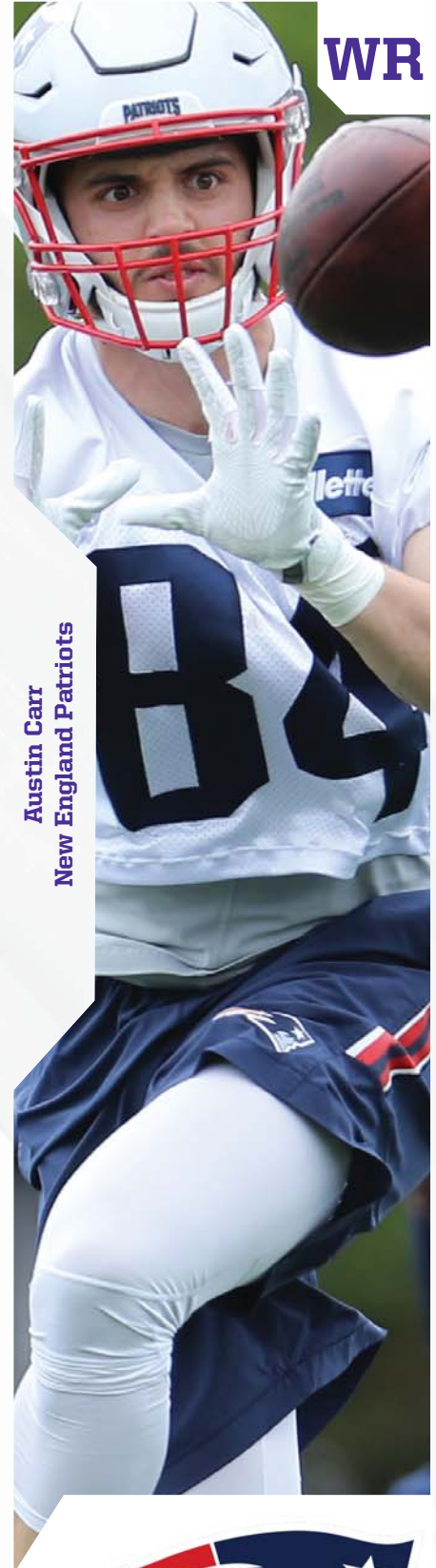
DT

Corbin Bryant  
New York Giants



SS

Ibraheim Campbell  
Cleveland Browns



WR

Austin Carr  
New England Patriots





**LB**

Joseph Jones  
Dallas Cowboys



**WR**

Rashad Lawrence  
New Orleans Saints

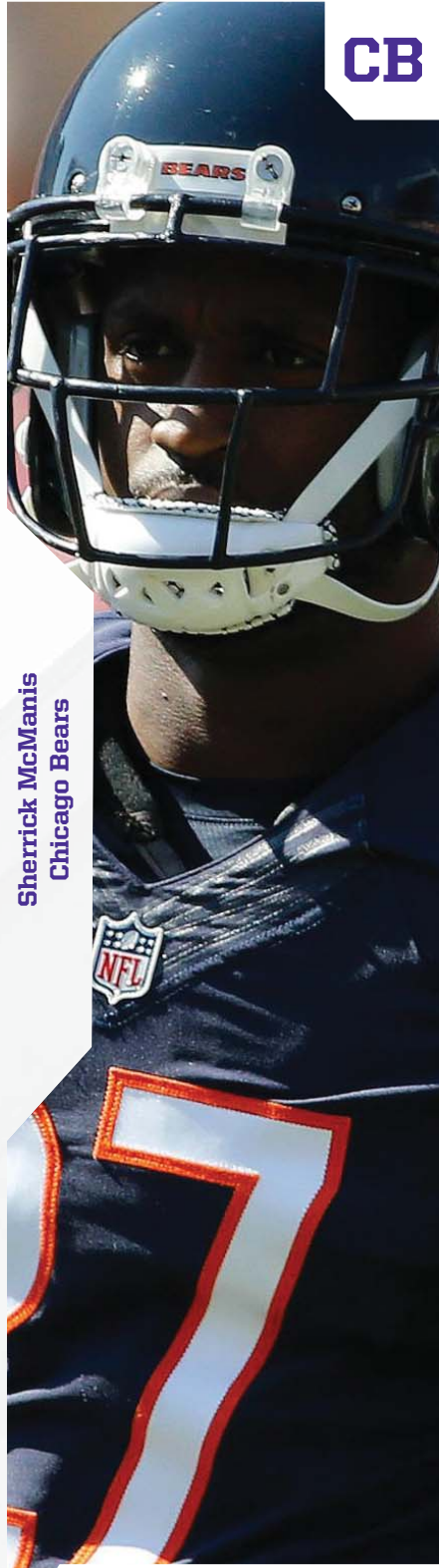


**DE**

Dean Lowry  
Green Bay Packers



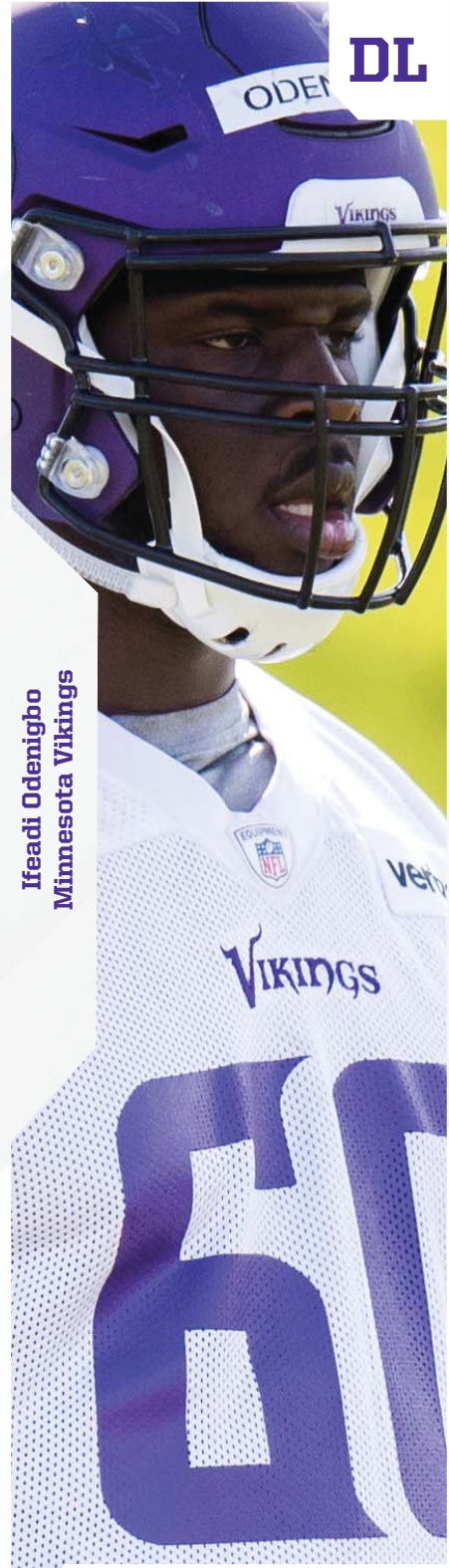
CB



Sherrick McManis  
Chicago Bears




DL



Ifeadi Odenigbo  
Minnesota Vikings



LB



Brian Peters  
Houston Texans





DE

C.J. Robbins  
Tennessee Titans



QB

Trevor Siemian  
Denver Broncos



T

Zach Strief  
New Orleans Saints







**FB**

**Danny Vitale**  
Cleveland Browns



**LB**

**Anthony Walker, Jr.**  
Indianapolis Colts

**ALL-TIME NFL DRAFT PICKS**

Year	Rd.	Pick No.	Name	Team	Pos.	
2017	5	17	161	Anthony Walker	Indianapolis Colts	LB
	7	2	220	Ifeadi Odenigbo	Minnesota Vikings	DE
2016	4	39	137	Dean Lowry	Green Bay Packers	DE
	6	22	197	Dan Vitale	Tampa Bay Buccaneers	TE
2015	4	16	115	Ibraheim Campbell	Cleveland Browns	S
	7	33	250	Trevor Siemian	Denver Broncos	QB
2012	7	26	233	Drake Dunsmore	Tampa Bay Buccaneers	TE
	7	28	235	Jeremy Ebert	New England Patriots	WR
2010	4	11	109	Corey Wootton	Chicago Bears	DE
	4	24	122	Mike Kafka	Philadelphia Eagles	QB
	5	13	144	Sherrick McManis	Houston Texans	CB
2006	4	27	124	Barry Cofield	New York Giants	DL
	7	2	210	Zach Strief	New Orleans Saints	OT
	7	13	221	Tim McGarigle	St. Louis Rams	LB
2005	1	28	28	Luis Castillo	San Diego Chargers	DT
	3	30	93	Trai Essex	Pittsburgh Steelers	T
	6	30	244	Noah Herron	Pittsburgh Steelers	RB
2003	4	36	133	Austin King	Tampa Bay Buccaneers	C
2002	1	23	23	Napoleon Harris	Oakland Raiders	LB
	4	3	101	Kevin Bentley	Cleveland Browns	LB
	5	35	170	Sam Simmons	Miami Dolphins	WR
2001	7	10	210	Harold Blackmon	Seattle Seahawks	DB
	7	31	231	Dwayne Missouri	Baltimore Ravens	DE
2000	5	35	164	Jay Tant	Arizona Cardinals	TE
1999	2	4	35	Barry Gardner	Philadelphia Eagles	LB
	3	10	71	D'Wayne Bates	Chicago Bears	WR
	4	17	112	Sean Bennett	New York Giants	RB
1998	5	11	134	Casey Dailey	New York Jets	LB
	6	18	171	Nathan Strikwerda	Miami Dolphins	C
1997	4	9	105	Darnell Autry	Chicago Bears	RB
	6	1	164	Tim Scharf	New York Jets	LB
	7	2	203	Hudhaifa Ismaeli	Miami Dolphins	DB
1995	2	1	33	Matt O'Dwyer	New York Jets	G
	5	1	135	Michael Sinters	Carolina Panthers	WR
1994	3	21	86	Steve Shine	Cincinnati Bengals	LB
	6	26	187	Lee Gissendaner	Houston Oilers	WR
1992	7	3	171	Darryl Ashmore	Los Angeles Rams	T
1991	12	4	310	Bob Christian	Atlanta Falcons	RB
1989	7	1	168	Kevin Peterson	Dallas Cowboys	LB
	9	25	248	Byron Sanders	Chicago Bears	RB
	11	16	295	Mike Baum	Seattle Seahawks	DE
1987	10	7	258	Curtis Duncan	Houston Oilers	WR
1986	11	17	294	Tom Flaherty	Cincinnati Bengals	LB
1985	3	27	83	Alex Moyer	Miami Dolphins	LB
	9	2	226	Steve Tasker	Houston Oilers	WR
	9	14	238	Keith Cruise	Cincinnati Bengals	DE
1985	11	21	301	Kevin Brown	Los Angeles Rams	DB
1984	2	5	33	Mike Guendling	San Diego Chargers	LB
	5	16	128	John Kidd	Buffalo Bills	P
1983	1	4	4	Chris Hinton	Denver Broncos	T
1982	12	22	328	Rob Taylor	Philadelphia Eagles	T
1980	12	25	330	Norm Wells	Dallas Cowboys	DE
1978	6	15	153	Tony Ardzzone	Detroit Lions	G
1977	5	5	117	Randy Dean	New York Giants	QB
	6	13	152	Pete Shaw	San Diego Chargers	DB
	7	7	174	Greg Boykin	New Orleans Saints	RB
1976	12	23	342	Darryl Brandford	Miami Dolphins	DT
1975	17	3	419	Mitch Anderson	Atlanta Falcons	QB
1974	3	12	64	Steve Craig	Minnesota Vikings	TE
	5	19	123	Pete Wessel	Los Angeles Raiders	DB
	7	24	180	Mike Varty	Washington Redskins	LB
1973	3	13	65	Jim Lash	Minnesota Vikings	WR
	14	20	358	James Anderson	Green Bay Packers	DT
1972	7	6	162	Eric Hutchinson	Houston Oilers	DB
	9	19	227	Jerry Brown	San Francisco 49ers	DB
1971	5	16	120	Mike Adamlie	Kansas City Chiefs	RB
	8	16	198	Rick Telander	Kansas City Chiefs	DB
	11	14	274	Mike Sikich	Cleveland Browns	G
	12	1	287	John Rodman	New England Patriots	T
1969	4	23	101	Jack Rudnay	Kansas City Chiefs	C
	17	7	423	Chico Kurzawski	New Orleans Saints	DB
1968	11	11	284	Tom Garretson	Washington Redskins	DB
1967	1	11	11	Cas Banaszek	San Francisco 49ers	TE
	3	23	76	Phil Clark	Dallas Cowboys	DB
	6	11	144	John McCambridge	Detroit Lions	DE
	7	26	185	Bob McKelvey	New Orleans Saints	RB
	8	10	195	Roger Murphy	Chicago Bears	WR
	10	5	242	Woodrow Campbell	Houston Oilers	RB
	17	7	426	Ken Ramsey	Detroit Lions	DT
1966	9	13	138	Ron Rector	Green Bay Packers	RB
	14	12	212	Mike Buckner	Chicago Bears	DB
1965	2	2	16	Joe Cerne	San Francisco 49ers	C
	4	4	46	Tommy Myers	Detroit Lions	QB
	13	12	180	Steve Murphy	St. Louis Rams	RB
	18	3	241	Mike Schwager	Chicago Bears	T
1964	7	14	98	Chuck Logan	Chicago Bears	E
	14	13	195	Tom O'Grady	Green Bay Packers	E
	15	14	210	George Burman	Chicago Bears	T
1963	4	2	44	Paul Flatley	Minnesota Vikings	E
1963	5	7	63	Jack Cverko	Green Bay Packers	G
	7	13	97	Burt Petkus	New York Giants	G



## ALL-TIME NFL DRAFT PICKS


Year	Rd.	Pick No.	Name	Team	Pos.
1962	1	6	Fate Echols	St. Louis Cardinals	T
	8	12	Larry Onesti	Chicago Bears	C
	20	11	Paul Flatley	Cleveland Browns	B
1961	2	4	Elbert Kimbrough	Los Angeles Rams	E
	6	5	Larry Wood	Los Angeles Rams	B
1961	6	13	Dick Thornton	St. Louis Cardinals	QB
	7	9	Ray Purdin	San Francisco 49ers	B
	7	14	Irv Cross	Philadelphia Eagles	B
	12	8	Mike Stock	St. Louis Cardinals	B
	20	7	Albert Kimbrough	Baltimore Colts	B
1960	1	9	Ron Burton	Philadelphia Eagles	HB
	4	3	Jim Andreotti	Detroit Lions	C
	9	2	Dewitt Hoopes	St. Louis Cardinals	T
1959	5	7	Andy Cverko	Green Bay Packers	C
	8	2	Wilmer Fowler	Philadelphia Eagles	B
1958	27	4	Ben Napolski	Chicago Bears	E
	28	3	Gene Gossage	Philadelphia Eagles	T
1957	23	8	Al Viola	Washington Redskins	G
	30	5	Bob McKiever	Cleveland Browns	B
1956	28	1	John Smith	Detroit Lions	G
	29	4	Jim Troglio	Chicago Cardinals	B
1955	13	7	John Damore	New York Giants	C
1954	22	4	Joe Collier	New York Giants	E
	30	7	Don Rondou	Washington Redskins	B
1953	15	5	Ralph Jecha	Chicago Bears	G
	20	8	Ray Huizinga	San Francisco 49ers	T
	30	1	Tom Roche	Baltimore Colts	T
	30	8	Chuck Hren	Philadelphia Eagles	B
1952	9	6	Dick Alban	Washington Redskins	B
	13	7	Rich Athan	Chicago Bears	B
1951	3	4	Art Murakowski	Detroit Lions	B
	14	12	Rudy Cernoch	Cleveland Browns	T
	16	4	Gene Miller	Chicago Cardinals	B
	25	10	Johnny Miller	Chicago Bears	B
1950	3	4	Art Murakowski	Detroit Lions	B
	6	6	Gaspar Perricone	Chicago Bears	B
	12	6	Ray Wietecha	New York Giants	C
	15	4	Tom Worthington	Detroit Lions	B
	18	13	Ed Tunnicliff	Philadelphia Eagles	B
	19	8	Loran Day	Chicago Cardinals	B
	23	5	Joe Zuravleff	Washington Redskins	E
1950	28	13	Don Burson	Philadelphia Eagles	B
1949	12	4	George Sundheim	New York Giants	B
1948	9	6	Ken Wittgen	New York Giants	E
1947	1	10	Vic Schwall	New York Giants	B
	6	3	Frank Aschenbrenner	Pittsburgh Steelers	B
	7	7	Dick Connors	Green Bay Packers	B
	8	5	George Maddock	Chicago Cardinals	T
	11	6	Alex Sarkisian	Philadelphia Eagles	C
	26	10	Max Morris	Chicago Bears	B
	30	5	Jerry Carle	Green Bay Packers	B
	31	2	Vince DiFrancesca	Pittsburgh Steelers	G
1946	8	8	Jim Lecture	Philadelphia Eagles	G
	17	5	Ray Justak	New York Giants	G
	24	1	Jack McKenzie	Chicago Cardinals	B
	24	7	Bob Funderberg	Detroit Lions	B
	30	4	Harry Franck	Chicago Bears	B
1945	8	10	Nick Vodick	New York Giants	B
	11	6	Mack Creger	Washington Redskins	B
	31	3	Ben Schadler	Detroit Lions	B
1944	1	4	Otto Graham	Detroit Lions	QB
	16	8	Ed (Buckets) Hirsch	Chicago Bears	B
	21	3	Alex Kapter	Detroit Lions	G
	21	7	Bill Ivy	Washington Redskins	T
	23	1	Don Buffmire	Chicago Cardinals	B
	26	8	Harry Franck	Chicago Bears	B
	29	1	Vince DiFrancesca	Chicago Cardinals	T
1943	9	10	Bob Motl	Washington Redskins	E
	16	4	Nick Burke	Chicago Cardinals	G
	28	8	Bud Hasse	Green Bay Packers	E
1942	2	5	Alf Bauman	Detroit Lions	T
	14	6	Bill deCorrevant	Washington Redskins	B
	17	2	Don Clawson	Los Angeles Rams	B
	19	9	George Benson	Green Bay Packers	B
1941	11	7	Paul Heimenz	Green Bay Packers	C
	14	3	Joe Lokanc	Chicago Cardinals	G
	18	8	Ollie Hahnenstein	Chicago Bears	B
1940	3	5	Johnny Haman	Los Angeles Rams	C
	11	4	Nick Cutlich	Brooklyn Dodgers	T
	11	9	Don Guritz	Green Bay Packers	G
1939	15	6	Bob Voigts	Chicago Bears	T
1938	3	8	Fred Vanzo	New York Giants	B
	7	7	Johnny Kovatch	Green Bay Packers	E
1937	5	9	Dewitt Gibson	Green Bay Packers	T
	8	3	Steve Reid	Brooklyn Dodgers	G
	8	8	Steve Toth	Chicago Bears	B
1936	4	2	Paul Tangora	Washington Redskins	G
	8	7	Wally Cruise	Green Bay Packers	B

## WILDCATS IN THE PROS

<p><b>Mike Adamle</b> Kansas City Chiefs, 1971-72 New York Jets, 1973-74 Chicago Bears, 1975-76</p> <p><b>Dick Alban</b> Washington Redskins, 1952-55 Pittsburgh Steelers, 1956-59</p> <p><b>Damien Anderson</b> Arizona Cardinals, 2002-06 Edmonton Eskimos, 2007-08</p> <p><b>Henry Anderson</b> Chicago Bears, 1931</p> <p><b>Jim Andreotti</b> Toronto Argonauts, 1960-62, '67 Montreal Alouettes, 1963-66</p> <p><b>Tony Ardizzone</b> Chicago Bears, 1979</p> <p><b>Chi Chi Ariguzo</b> San Diego Chargers, 2015</p> <p><b>Brian Armfelt</b> Pittsburgh Steelers, 2013</p> <p><b>Douglas Asad</b> Oakland Raiders, 1960-61</p> <p><b>Frank Aschenbrenner</b> Chicago Hornets, 1949 Montreal Alouettes, 1951</p> <p><b>Darryl Ashmore</b> Los Angeles/St. Louis Rams, 1991-96 Washington Redskins 1997 Oakland Raiders 1998-2002</p> <p><b>Darnell Autry</b> Chicago Bears 1997-98 Philadelphia Eagles, 1998, 2000-01</p> <p><b>Louis Ayeni</b> Indianapolis Colts, 2004 St. Louis Rams, 2005</p> <p><b>Todd Baczek</b> N.Y. Jets, 1995</p> <p><b>Frank Baker</b> Green Bay Packers, 1931</p> <p><b>Cas Banaszek</b> San Francisco 49ers, 1967-77</p> <p><b>Brett Basanez</b> Carolina Panthers, 2006-08 Chicago Bears, 2009</p> <p><b>D'Wayne Bates</b> Chicago Bears, 1999-2001 Minnesota Vikings, 2002-03 Tampa Bay Buccaneers, 2004</p> <p><b>Alf Bauman</b> Chicago Rockets, 1947 Philadelphia Eagles, 1947 Chicago Bears, 1948-50</p> <p><b>Sean Bennett</b> New York Giants, 1999-2003 New York Jets, 2005 (Inactive) Ottawa Renegades, 2005 Toronto Argonauts, 2006</p> <p><b>George Benson</b> Brooklyn Dodgers, 1947</p>	<p><b>Kevin Bentley</b> Cleveland Browns, 2002-04 Seattle Seahawks, 2005-07 Houston Texans, 2008-10 Jacksonville Jaguars, 2011 Indianapolis Colts, 2011</p> <p><b>Larry Benz</b> Cleveland Browns, 1963-65</p> <p><b>Harold Blackmon</b> Seattle Seahawks, 2001-03</p> <p><b>Howard Blackwood</b> Chicago Bulls, 1926</p> <p><b>Morris Blumenthal</b> Chicago Cardinals, 1925</p> <p><b>Frank Boudreaux</b> Los Angeles Rams, 1993 Minnesota Vikings, 1994-96</p> <p><b>Greg Boykin</b> New Orleans Saints, 1977 San Francisco 49ers, 1978</p> <p><b>Leon Brockmeier</b> Pittsburgh Steelers, 2002</p> <p><b>Hank Bruder</b> Green Bay Packers, 1931-39 Pittsburgh Steelers, 1940</p> <p><b>Corbin Bryant</b> Pittsburgh Steelers, 2011-12 Buffalo Bills, 2013-16 New York Giants, 2017 —</p> <p><b>Richard Buchanan</b> Frankfurt Galaxy, 1992 Los Angeles Rams, 1993-94 Carolina Panthers, 1995-96</p> <p><b>George Burman</b> Chicago Bears, 1964 Los Angeles Rams, 1967-70 Washington Redskins, 1971</p> <p><b>Ron Burton</b> Boston Patriots, 1960-65</p> <p><b>Ibraheim Campbell</b> Cleveland Browns, 2015 —</p> <p><b>Woody Campbell</b> Houston Oilers, 1967-71</p> <p><b>Austin Carr</b> New England Patriots, 2017</p> <p><b>Luis Castillo</b> San Diego Chargers, 2005-11</p> <p><b>Joe Cerne</b> San Francisco 49ers, 1965-67 Atlanta Falcons, 1968</p> <p><b>Justin Chabot</b> Pittsburgh Steelers, 1997 New York Giants, 1997</p> <p><b>Bob Christian</b> Chicago Bears, 1992-94 Carolina Panthers, 1995-96 Atlanta Falcons, 1997-03</p> <p><b>Phil Clark</b> Dallas Cowboys, 1967-69 Chicago Bears, 1970 New England Patriots, 1971</p>	<p><b>Barry Cofield</b> New York Giants, 2006-11 Washington Redskins, 2012-14 New York Giants, 2016</p> <p><b>Marquice Cole</b> Oakland Raiders, 2007 Tennessee Titans, 2008 New York Jets, 2009-11 New England Patriots, 2012-13 Denver Broncos, 2013</p> <p><b>Javier Collins</b> Dallas Cowboys, 2001-04 Cleveland Browns, 2004-05 Denver Broncos, 2005</p> <p><b>Kain Colter</b> Minnesota Vikings, 2014 Buffalo Bills, 2016</p> <p><b>Raheem Covington</b> Winnipeg Blue Bombers, 2003</p> <p><b>Steve Craig</b> Minnesota Vikings, 1974-78</p> <p><b>Irv Cross</b> Philadelphia Eagles, 1961-65, 1969 Los Angeles Rams, 1966-68</p> <p><b>Andy Cvercko</b> Green Bay Packers, 1960 Dallas Cowboys, 1961-62 Cleveland Browns, 1963 Washington Redskins, 1963</p> <p><b>Maurie Daigneau</b> Chicago Fire, 1974</p> <p><b>Casey Dailey</b> New York Jets, 1998-2000</p> <p><b>John Damore</b> Chicago Bears, 1957-58</p> <p><b>Randy Dean</b> New York Giants, 1977-79</p> <p><b>Bill DeCorrevant</b> Washington Redskins, 1945 Detroit Lions, 1946 Chicago Cardinals, 1947-48 Chicago Bears, 1948-49</p> <p><b>Frederick DeStefano</b> Chicago Cardinals, 1924-25</p> <p><b>John 'Paddy' Driscoll</b> Decatur Staleys, 1919 Chicago Cardinals, 1920-25 Chicago Bears, 1926-31</p> <p><b>Curtis Duncan</b> Houston Oilers, 1987-93</p> <p><b>Drake Dunsmore</b> Tampa Bay Buccaneers, 2012</p> <p><b>Jeremy Ebert</b> New England Patriots, 2012 Jacksonville Jaguars, 2013 Atlanta Falcons, 2014</p> <p><b>Fate Echols</b> St. Louis Cardinals, 1962-63</p> <p><b>Paul Engebretsen</b> Chicago Bears, 1932 Pittsburgh Pirates, 1933 Chicago Cardinals, 1933 Brooklyn Dodgers, 1934 Detroit Lions, 1934 Green Bay Packers, 1934-41</p>	<p><b>Dick Erdlitz</b> Philadelphia Eagles, 1942, 1945 Miami Seahawks, 1946</p> <p><b>Michael Erickson</b> Chicago Cardinals, 1930-31 Boston Braves, 1932</p> <p><b>Trai Essex</b> Pittsburgh Steelers, 2005-11 Indianapolis Colts, 2012</p> <p><b>Dick Fend</b> Philadelphia Eagles, 1933</p> <p><b>Paul Flatley</b> Minnesota Vikings, 1963-67 Atlanta Falcons, 1968-69</p> <p><b>Dick Flowers</b> Baltimore Colts, 1953</p> <p><b>Wilmer Fowler</b> Buffalo Bills, 1960-61</p> <p><b>Barry Gardner</b> Philadelphia Eagles, 1999-2002 Cleveland Browns, 2002-04 New York Jets, 2005 New England Patriots, 2006</p> <p><b>Deonte Gibson</b> Detroit Lions, 2016 Tampa Bay Buccaneers, 2016</p> <p><b>John Gill</b> Detroit Lions, 2009 Indianapolis Colts, 2009-10 Philadelphia Eagles, 2012 St. Louis Rams, 2012</p> <p><b>Lee Gissendanar</b> Toronto Argonauts, 1994</p> <p><b>Gene Gossage</b> Philadelphia Eagles, 1960-62</p> <p><b>Brian Gowins</b> Chicago Bears, 1999</p> <p><b>Otto Graham</b> Cleveland Browns, 1946-55</p> <p><b>Ted Grefe</b> Detroit Lions, 1945</p> <p><b>Mike Guendling</b> San Diego Chargers, 1985</p> <p><b>Charles Hajek</b> Philadelphia Eagles, 1934</p> <p><b>Jimmy Hall</b> Oakland Raiders, 2015 Kansas City Chiefs, 2016</p> <p><b>John Haman</b> Cleveland Rams, 1940-41</p> <p><b>Napoleon Harris</b> Oakland Raiders, 2002-04 Minnesota Vikings, 2005-06; 2008 Kansas City Chiefs, 2007-08</p> <p><b>Edward Herman</b> Rock Island Independents, 1925</p> <p><b>Noah Herron</b> Pittsburgh Steelers, 2005 Green Bay Packers, 2005-08 Cleveland Browns, 2009</p>
---	---	---	--








**QB**

**Otto Graham**  
NFL: 1945-55

**OTTO GRAHAM**

NFL Draft: 1944 / Round: 1 / Pick: 4  
Quarterback, 1946-55  
(Cleveland Browns)  
3x NFL Champion (1950, '54, '55)  
5x Pro Bowl (1950-54)  
4x First-Team All-Pro (1951, 1953-55)  
3x NFL MVP (1951, '53, '55)  
2x NFL Passing Yards Leader (1953, '55)  
NFL Passing Touchdowns Leader (1952)  
4x AAFC Champion (1946-49)  
3x First-Team All-AAFC (1947-49)  
NFL 1950s All-Decade Team  
NFL 75th Anniversary Team  
No. 14 Retired by Cleveland Browns



**OL**

**Chris Hinton**  
NFL: 1983-95

**CHRIS HINTON**

NFL Draft: 1983 / Round: 1 / Pick: 4  
Offensive Line (1983-95)  
(Baltimore / Indianapolis Colts: 1983-89)  
(Atlanta Falcons: 1990-93)  
(Minnesota Vikings (1994-95)  
7x Pro Bowl (1983, '85-89, '91)  
3x All-Pro (1985, '89, '91)  
Indianapolis Colts Ring of Honor  
Games Played: 177 / Games Started: 172





## POSTSEASON HONORS

### FIRST-TEAM ALL-AMERICAN

1925	Tim Lowry	Center
1926	Ralph Baker	Halfback
	Bob Johnson	Tackle
1929	Henry Anderson	Guard
1930	Frank Baker	End
	Fayette Russell	Fullback
	Wade Woodworth	Guard
1931	Dallas Marvil	Tackle
	Ernest Rentner	Halfback
	Jack Riley	Tackle
1933	Edgar Manske	End
1935	Paul Tangora	Guard
1936	Steve Reid	Guard
1938	Bob Voigts	Tackle
1939	John Haman	Center
1940	Alf Bauman	Tackle
1943	Otto Graham	Halfback
	Herb Hein	End
1945	Max Morris	End
1948	Art Murakowski	Fullback
	Alex Sarkisian	Center
1950	Don Stonesifer	End
1952	Joe Collier	End
1958	Andy Cvercko	Tackle
1959	James Andreotti	Center
	Ron Burton	Halfback
	Larry Onesti	Center
1961	Jack Cvercko	Guard
1962	Tom Myers	Quarterback
1970	Mike Adame	Fullback
1971	Eric Hutchinson	Safety
1982	Chris Hinton	Offensive Tackle
1983	John Kidd	Punter
1995	Pat Fitzgerald	Linebacker
	Sam Valenzisi	Place-kicker
1996	Pat Fitzgerald	Linebacker
2000	Damien Anderson	Running Back
2005	Zach Strief	Offensive Tackle
2012	Venric Mark	Punt Returner
2013	Jeff Budzien	Place-kicker

### FIRST TEAM ALL-BIG TEN

1948	Art Murakowski	FB
	Alex Sarkisian	Center
1949	Don Burson	Quarterback
1950	Don Stonesifer	End
1951	Don MacRae	Guard
1952	Joe Collier	End
	Ray Huizinga	Tackle
1956	Bob McKeiver	Halfback
	Al Viola	Guard
1958	Ron Burton	Halfback
	Andy Cvercko	Tackle
1959	James Andreotti	Center
	Ron Burton	Halfback
	Gene Gossage	Tackle
	Mike Stock	Fullback
1960	Elbert Kimbrough	End
1961	Fate Echols	Tackle
	Larry Onesti	Center
1962	Jack Cvercko	Guard
1963	Chuck Logan	End
1964	Joe Cerne	Guard
1966	Phil Clark	Defensive Back
1967	Dick Emmerich	Kicker
	Tom Garretson	Defensive Back
	Bruce Gunstra	Guard
	Jack Rudnay	Center
1968	Mike Adaml	Halfback
1969	Mike Adaml	Halfback
1970	Mike Adaml	Fullback
	Eric Hutchinson	Defensive Back
	Barry Pearson	Wide Receiver
	John Rodman	Tackle
	Mike Sikich	Guard
	Joe Zigulich	Center
1971	Maurie Daigneau	Quarterback
	Eric Hutchinson	Defensive Back
	Tom McCreight	Guard
	Barry Pearson	Wide Receiver
1972	Steve Craig	Tight End
	Jim Lash	Split End
1973	Steve Craig	Tight End
	Mike Varty	Linebacker
1974	Paul Hiemenz	Tackle
1975	Paul Jasinskis	Center
	Pete Shaw	Defensive Back
1976	Pete Shaw	Defensive Back
	Scott Yelvington	Tight End

### SECOND TEAM ALL-BIG TEN

1948	Frank Aschenbrenner	Back
	Don Burson	Back
1950	Dick Flowers	Back
1954	John Damore	Center
1958	Jim Andreotti	Center
1959	Elbert Kimbrough	End
	Ray Purdin	Halfback
1960	Dick Thornton	Quarterback
1962	Paul Flatley, E	Halfback
	Tom Meyers	Quarterback
1963	Tom Meyers	Quarterback
1965	Cas Banaszek	End
	Mike Buckner	Defensive Back
	Jim Burns	Tackle
	Bob McKelvey	Fullback
	Ron Rector	Halfback
1966	Cas Banaszek	End
	Bruce Gunstra	Guard
	John McCambridge	Defensive End
1967	Chico Kurzawski	Halfback
	Jack Rudnay	Center
1968	Angelo Loukas	Guard
	Dennis White	Defensive Back
1969	John Bradley	Tackle
	Bill Galler	Defensive Tackle
1970	Jim Anderson	Defensive Tackle
	Rick Teland	Defensive Back
1971	Jim Anderson	Defensive End
	Jack Dustin	Defensive Back
	Will Hemby	End
	Al Robinson	Halfback
	John Voorhees	Linebacker
1972	Jim Anderson	Defensive Tackle
	Greg Boykin	Halfback
	Greg Strunk	Defensive Back
1973	Mitch Anderson	Quarterback
	Stan Key	Back
1974	Jim Pooler	Back
	Scott Yelvington	End
1975	Greg Boykin	Halfback
	Scott Yelvington	End
1976	Paul Maly	Linebacker
1977	Tony Ardzizzone	Tackle
	Frank Malec	Guard
	Paul Maly	Linebacker

1978	Pat Geegan	Safety
1982	Chris Hinton	Tackle
1983	John Kidd	Punter
1984	Keith Cruise	Defensive Tackle
1986	Rich Borresen	Tight End
	John Duvic	Kicker
1989	Richard Buchanan	Wide Receiver
1990	Richard Buchanan	Wide Receiver
1992	Lee Gissendaner	Wide Receiver
1994	Paul Burton	Punter
	Matt O'Dwyer	Guard
1995	Darnell Autry	Running Back
	Pat Fitzgerald	Linebacker
	Rob Johnson	Center
	Chris Martin	Cornerback
	Ryan Padgett	Offensive Line
	Sam Valenzisi	Kicker
1996	Darnell Autry	Running Back
	D'Wayne Bates	Wide Receiver
	Justin Chabot	Offensive Line
	Pat Fitzgerald	Linebacker
	Steve Schnur	Quarterback
1997	Casey Dailey	Defensive End
	Barry Gardner	Linebacker
	Brian Gowins	Kicker
1998	D'Wayne Bates	Wide Receiver
	Barry Gardner	Linebacker
2000	Damien Anderson	Running Back
	Dwayne Missouri	Defensive End
	Billy Silva	Linebacker
2004	Tim McGarigle	Linebacker
2005	Brett Basanez	Quarterback
2008	Corey Wootton	Defensive End
2009	Brad Phillips	Safety
	Sherrick McManis	Cornerback
2010	Dan Persa	Dan Persa
	Jeremy Ebert	Wide Receiver
2011	Drake Dunsmore	Superback
	Brian Peters	Safety
2012	Jeff Budzien	Kicker
2013	Jeff Budzien	Kicker
2015	Anthony Walker, Jr.	Linebacker
2016	Austin Carr	Wide Receiver
	Ifeadi Odenigbo	Defensive End
1978	Pat Geegan	Defensive Back
1979	Chuck Kern	Linebacker
	Todd Sheets	Wide Receiver
1980	Bobby Anderson	Defensive Back
	Todd Sheets	Wide Receiver
1982	Ricky Edwards	Running Back
	Jon Harvey	Tight End
	John Kidd	Punter
1983	Keith Cruise	Defensive Line
	Ricky Edwards	Running Back
1986	Bob Dirkes	Defensive Line
1987	Tom Kaukialo	Linebacker
1988	Ed Sutter	Punter
1989	Richard Buchanan	Wide Receiver
	Bob Christian	Running Back
1990	Richard Buchanan	Wide Receiver
	Ed Sutter	Punter
1991	Daryl Ashmore	Tackle
	Mark Benson	Wide Receiver
	Willie Lindsey	Defensive Back
	Ed Sutter	Punter
1992	Len Williams	Quarterback
1993	Matt O'Dwyer	Tackle
	Steve Shine	Linebacker
	Len Williams	Quarterback
1994	Matt O'Dwyer	Tackle
	Sam Valenzisi	Kicker
1995	D'Wayne Bates	Wide Receiver
	Eric Collier	Defensive Back
	Hudhaifa Ismaeli	Defensive Back
	Rob Johnson	Center
	Brian Kardos	Tackle
	Rodney Ray	Defensive Back
	Matt Rice	Defensive Line
1996	Paul Burton	Punter
	Eric Collier	Defensive Back
	Matt Rice	Defensive Line
1997	Eric Collier	Defensive Back
	Brian Gowins	Kicker
1998	Barry Gardner	Linebacker
1999	Damien Anderson	Running Back
	Kevin Bentley	Linebacker
	Dwayne Missouri	Defensive Line
2000	Harold Blackman	Defensive Back
	Leon Brockmeier	Tackle
	Napoleon Harris	Linebacker
	Tim Long	Kicker
2001	Kevin Bentley	Linebacker
	Napoleon Harris	Linebacker
2002	Jeff Roehl	Guard
2003	Jason Wright	Running Back
2004	Luis Castillo	Defensive Line
	Noah Herron	Running Back
	Tim McGarigle	Linebacker
	Zach Strief	Tackle
2005	Barry Cofield	Defensive Line
	Marquice Cole	Defensive Back
	Tim McGarigle	Linebacker
	Mark Philmore	Wide Receiver
	Zach Strief	Tackle
	Tyrell Sutton	Running Back
2009	Stefan Demos	Kicker
	Mike Kafka	Quarterback
	Zeke Markshausen	Wide Receiver
2010	Vince Browne	Defensive End
	Brian Peters	Safety
2011	Jeremy Ebert	Wide Receiver
2012	Venric Mark	Running Back
	Brian Mulroe	Offensive Line
2013	Tyler Scott	Defensive Line
2014	Ibraheim Campbell	Safety
	Nick VanHoose	Cornerback
2015	Dean Lowry	Defensive End
	Nick VanHoose	Cornerback
	Justin Jackson	Running Back
	Dan Vitale	Runningback
2016	Justin Jackson	Running Back
	Anthony Walker, Jr.	Linebacker
	Godwin Igwebuike	Safety



# POSTSEASON HONORS

## ACADEMIC ALL-AMERICANS

1956	Al Viola, G.....	1st Team
1958	Andy Cvercko, T.....	1st Team
	Gene Gossage, T.....	3rd Team
1961	Larry Onesti, C.....	1st Team
1962	Paul Flatley, HB.....	1st Team
1963	George Burman, E.....	1st Team
1970	Eric Hutchinson, DB.....	2nd Team
	Joe Zigulich, C.....	1st Team
1972	Mitch Anderson, QB.....	2nd Team
1975	Randolph Dean, QB.....	2nd Team
1976	Randy Dean, QB.....	1st Team
1979	Kevin Berg, LB.....	2nd Team
1980	Jim Ford, OT.....	1st Team
1986	Mike Baum, OT.....	1st Team
	Bob Dirkes, DG.....	1st Team
	Todd Krehbiel, DB.....	1st Team
	Brian Nuffer, RB.....	2nd Team
1987	Mike Baum, OT.....	1st Team
1988	Mike Baum, OT.....	1st Team
1990	Ira Adler, PK.....	1st Team
1995	Ryan Padgett, OL.....	2nd Team
	Sam Valenzisi, PK.....	1st Team
1997	Barry Gardner, LB.....	2nd Team
2002	Jason Wright, RB.....	1st Team
2003	Jeff Backes, CB.....	2nd Team
	Jason Wright, RB.....	1st Team
2004	Jeff Backes, CB.....	1st Team
	Luis Castillo, DT.....	1st Team
2008	Phil Brunner, LS.....	1st Team
2009	Stefan Demos, PK.....	3rd Team
2011	Jacob Schmidt, RB.....	2nd Team
	Patrick Ward, OL.....	1st Team
2012	Brian Arnfelt, DL.....	2nd Team
	Patrick Ward, OL.....	1st Team
2016	Austin Carr, WR.....	2nd Team
	Justin Jackson, RB.....	2nd Team

## BIG TEN DISTINGUISHED SCHOLARS

2008	C.J. Bachér
	Phil Brunner
	Mike Dinard
	Mark Woodsum
2009	Kevin Frymire
	Adam Hahn
	Mark Ison
	Sherrick McManis
	Kyle Petty
	Desmond Taylor
	Nate Williams
	Mark Woodsum
2010	Doug Bartels
	John Henry Pace
	Dan Persa
	Josh Rooks
	Patrick Ward
	Kevin Watt
	Ricky Weina
2011	Brian Arnfelt
	Doug Bartels
	Neal Deiters
	Patrick Ward
	Kevin Watt
	Ricky Weina
2012	Arthur Omilian
	Tyler Scott
	Timmy Vernon
	Brandon Vitabile
	Quentin Williams
2013	Hayden Baker
	Jeff Budzien
	Tim Hanrahan
	Brandon Vitabile
	Brandon Williams
2014	Austin Carr
	Matt Frazier
	Sean McEvelly
	Shane Mertz
	Jaylen Prater

2015

Terrance Brown	1975
Max Chapman	
Tommy Doles	
Matt Frazier	
Traveon Henry	
Shane Mertz	1976
Geoff Mogus	
Heath Reineke	
Tommy Doles	1977
Nate Hall	
Jelani Roberts	

2016

## ACADEMIC ALL-BIG TEN

1954

Sandy Sacks, T	
John Smith, T	
Al Viola, G	
Andy Cvercko, T	1979
Andy Cvercko, T	
Gene Gossage, T	
Bob Eickhoff, QB	
Mike Stock, FB	
Bob Eickhoff, QB	1980
Boyd Melvin, T	
Larry Onesti, C	
Paul Flatley, HB	1981
Jerry Goshgarian, C	1982
Kent Pike, G	
George Burman, E	1983
Joe Szczeczko, T	
Dave Cyranoski, E	
Mike Schwager, T	1984
Joe Szczeczko, T	
Mike Beinor, G	1985
Ken Ramsey, T	
Woody Campbell, HB	
Tom Garretson, S	1986
Justin Ramp, G	
John Cornell, LB	
Tom Garretson, S	
Chico Kurzawski, HB	
Bob Olson, HB	1987
Dick Emmerich, PK	
Chico Kurzawski, HB	
Bill Galler, G	
Rick Telander, DB	
Joe Zigulich, C	
Eric Hutchinson, DB	
Jim Lash, E	
Barry Pearson, FL	
John Rodman, T	1988
Rick Telander, DB	
John Voorhees, LB	
Joe Zigulich, C	
Steve Craig, E	
Jack Dering, LB	
Jack Dustin, DB	1989
Dave Glantz, T	
Marty McGann, P	
Jim Anderson, T	
Mitch Anderson, QB	
Steve Craig, TE	
Greg Strunk, DB	
Jim Trimble, FB	
Mitch Anderson, QB	1990
Steve Craig, TE	
Ray Felton, OG	
Jim Trimble, FB	
Mike Varty, LB	
Mitch Anderson, QB	1991
Carl Patrnczak, LB	
Joe Patrnczak, LB	
Jim Trimble, FB	

1974

Randy Dean, QB
Carl Peterson, OG
Pete Shaw, DB
Marty Szostak, DT
Rob Dean, WR
Pat Geegan, TB
Paul Maly, MG
Frank Malec, OG
Paul Maly, LB
Marty Szostak, DT
Kevin Berg, LB
Steve Bobowski, DB
Mike Cammon, RB
Mike Kranz, OT
Mike Weitzman, DT
Mike Cammon, FB
Jim Ford, OT
Kevin Kenyon, OG
Chuck Kern, LB
John Schober, OT
Jim Ford, OT
Chuck Kern, LB
Steve Pals, LB
Doug Dorsey, LB
Rich Raffin, LB
Scott Sanderson, DB
Tony Coates, WR
Casey Cummings, FB
Gregg Dammings, OG
Casey Cummings, FB
Bob Dirkes, DT
Casey Cummings, FB
Bob Dirkes, DG
Todd Krehbiel, DB
Kevin Calderwood, DB
Bob Dirkes, DG
Tom Kaukialo, LB
Todd Krehbiel, DB
Brian Nuffer, HB
Ira Adler, PK
Steve Batzer, TE
Mike Baum, OT
Greg Bradshaw, QB
Alan Brown, LB
D.R. Callentine, C
Bill Flesher, WR
Steve Siewert, DB
Jeff Stainton, OG
Ira Adler, PK
Mike Baum, OT/NG
Greg Bradshaw, QB
D.R. Callentine, OG
Dirk Disper, OG
Steve Siewert, DB
Ira Adler, PK
Andy Brooks, LB
D.R. Callentine, OG
Matt Dzierwa, P
David Eaton, DB
Kevin Krebs, QB
Kurt Minko, C
Mike Shares, NG
Ira Adler, PK
Matt Dzierwa, P
David Eaton, DB
Kevin Krebs, QB
Mike Shares, NG
Colby Burke, WR
John Hellebusch, DT
Kevin Krebs, QB
Brian Leahy, PK
Mike Shares, NG



# ACADEMIC ALL-BIG TEN

1992	Colby Burke, WR Matt Dzierwa, P Brian Leahy, PK Dan Segel, PK		Tom Fluegge, WR Ben Kennedy, OL Austin King, C Pete Konopka, DE		Adam Hahn, DL Adam Kadela, LB Keegan Kennedy, DL Kurt Mattes, OL		Drake Dunsmore, SB Jake Gregus, DL Pat Hickey, LS James Kurzawski, S
1993	Dave Beazley, WR Justin Chabot, OT Darren Drexler, TE Brian Leahy, PK Ryan Padgett, OG Sam Valenzisi, PK		Zak Kustok, QB Jeff Roehl, OL Billy Silva, LB Mike Souza, OL Tony Stauss, QB Sean Wieber, FS		Brendan Mitchell, SB Eric Peterman, WR Brad Phillips, SAF Ben Rothrauff, SAF Desmond Taylor, OT Mark Woodsum, SB		Bryce McNaull, LB Aaron Nagel, SB Al Netter, OL John Henry Pace, LS Dan Persa, QB Brian Peters, S
1994	David Beazley, WR Mike Giometti, LB Ryan Padgett, OG Sam Valenzisi, PK	2002	Jason Wright, RB Jeff Backes, WR Ray Bogenrief, DE Vincent Cartaya, LB Luis Castillo, OL	2008	Colin Armstrong, OL C.J. Bachér, QB Doug Bartels, OL Andrew Brewer, WR Phil Brunner, LS		Stone Pinckney, LB John Plasencia, SB Jaleel Reed, WR Tim Riley, LB Josh Rooks, SB
1995	Mike Giometti, LB Ryan Padgett, OL Chris Rooney, CB Nate Strikwerda, C Sam Valenzisi, PK		Braden Jones, LB Austin King, C Dominique Price, SAF Jeff Roehl, OL Tony Stauss, QB		Corbin Bryant, DL Scott Concannon, RB Kyle Daley, K/P Stefan Demos, P Mike Dinard, LB		Jacob Schmidt, RB Andrew Struckmeyer, DL Timmy Vernon, LB Patrick Ward, OL Kevin Watt, DL
1996	Dave Beazley, WR Paul Burton, WR Barry Gardner, LB Kyle Sanders, FS Matt Stewart, SS Nate Strikwerda, C		Eric VanderHorst, LB Jason Wright, RB Jeff Backes, DB Donnie Baskin, OL Ray Bogenrief, TE	2003	Adam Hahn, DL Keegan Kennedy, OL Zeke Markshausen, WR Kurt Mattes, OL Bryce McNaull, LB	2011	Ricky Weina, CB Brandon Williams, P Nate Williams, LB Quentin Williams, DL Colin Armstrong, OL Brian Arnfelt, DL
1997	Mark Broxterman, QB Casey Bynum, DB Corbett Elsen, QB Matt Fordenwalt, FB Barry Gardner, LB Ty Garner, OL Josh Kolar, LB		Ray Bogenrief, TE Luis Castillo, DL Bryan Heinz, DB Braden Jones, LB Dominique Price, DB Doug Szymul, LB		James Nussbaum, SAF David Oredugba, CB Dan Persa, QB Eric Peterman, WR Brian Peters, SAF Kyle Petty, LB		Hayden Baker, OL Brandon Barber, WR Doug Bartels, OL Jeff Budzien, PK Ibraheim Campbell, S Bo Cisek, DL
	James McCaffrey, FB Jason Ross, LB Wynn Silberman, WR Nate Strikwerda, C Jeff Swenson, WR	2004	Jason Wright, RB Jeff Backes, CB Scott Brownley, SAF Luis Castillo, DT Bryan Heinz, SAF Joel Howells, PK		Brad Phillips, SAF Josh Rooks, SB Desmond Taylor, OL Kevin Watt, DE Mark Woodsum, SB Brian Arnfelt, DE		Kain Colter, QB Drake Dunsmore, SB Collin Ellis, LB Pat Hickey, LS Paul Jorgensen, OL
1998	Mark Broxterman, QB Matt Fordenwalt, LB Barry Gardner, LB Ty Garner, C Brian Gowins, PK Gavin Hoffman, QB		Joel Howells, PK Rejaie Johnson, LB Ryan Pederson, P Nick Roach, LB Ben Rothrauff, SAF Frederic Tarver, SAF	2009	Doug Bartels, OL Andrew Brewer, WR Corbin Bryant, DL Scott Concannon, RB Stefan Demos, PK Drake Dunsmore, SB Kevin Frymire, WR		Jordan Mabin, CB Bryce McNaull, LB Al Netter, OL Dan Persa, QB Brian Peters, S John Plasencia, SB Tim Riley, SB
	Pete Konopka, DE James McCaffrey, FB Mark Perry, OL Kyle Sanders, SS Wynn Silberman, WR	2005	Eric Vanderhorst, LB C.J. Bachér, QB Brett Basanez, QB Vince Clark, OL Joel Howells, PK Rejaie Johnson, LB		Adam Hahn, DL Tyris Jones, RB James Kurzawski, CB Zeke Markshausen, WR Kurt Mattes, OL Sherrick McManis, CB		Jacob Schmidt, RB Adonis Smith, RB Mike Trumpy, RB Timmy Vernon, LB Brandon Vitabile, OL Patrick Ward, OL
1999	Jeff Baer, DT J. Quentin Brown, WR John Cerasani, TE Pete Chapman, DL Corbett Elsen, TE Pete Konopka, DE	2006	Frederic Tarver, SAF Eric Vanderhorst, LB C.J. Bachér, QB Brett Basanez, QB Vince Clark, OL Joel Howells, PK		Kevin Watt, DE Mark Woodsum, SB Tyris Jones, RB James Kurzawski, CB Zeke Markshausen, WR Kurt Mattes, OL		Kevin Watt, DL Tim Weak, CB Ricky Weina, CB Brandon Williams, P Quentin Williams, DL
	Wayne Lucier, OL Mark Perry, OL Kyle Sanders, FS Billy Silva, LB		Rejaie Johnson, LB Ryan Pederson, P Nick Roach, LB Ben Rothrauff, SAF Frederic Tarver, SAF Frayne Abernathy, SB	2010 *	Adam Hahn, DL Tyris Jones, RB James Kurzawski, CB Zeke Markshausen, WR Kurt Mattes, OL Sherrick McManis, CB	2012	Kevin Watt, DL Tim Weak, CB Ricky Weina, CB Brandon Williams, P Quentin Williams, DL Brian Arnfelt, DL Hayden Baker, OL
2000	Vincent Cartaya, FB Pete Chapman, DL David Farman, TE Jack Harnedy, OL Ben Kennedy, OL Austin King, C		Joel Howells, PK Ryan Keenan, OT Slade Larscheid, P Eric Peterman, WR Nick Roach, LB Ben Rothrauff, SAF Desmond Taylor, OT		Adam Hahn, DL Tyris Jones, RB James Kurzawski, CB Zeke Markshausen, WR Kurt Mattes, OL Sherrick McManis, CB		Cermak Bland, WR Jeff Budzien, PK Ibraheim Campbell, S Joe Cannon, QB P.J. Carollo, DB Max Chapman, DL
	Ben Kennedy, OL Austin King, C Pete Konopka, DE Rashad Morton, FS Billy Silva, LB Sean Wieber, FS	2007	Mark Woodsum, SB C.J. Bachér, QB Phil Brunner, LS Corbin Bryant, DE Kyle Daley, P Stefan Demos, K		Adam Hahn, DL Tyris Jones, RB James Kurzawski, CB Zeke Markshausen, WR Kurt Mattes, OL Sherrick McManis, CB		Bo Cisek, DL Kain Colter, QB Neal Deiters, OL Doug Diedrick, SB Collin Ellis, LB Mike Eshun, CB
2001	Ray Bogenrief, DE Vincent Cartaya, LB Peter Chapman, DL David Farman, TE		Mark Woodsum, SB C.J. Bachér, QB Phil Brunner, LS Corbin Bryant, DE Kyle Daley, P Stefan Demos, K		Adam Hahn, DL Tyris Jones, RB James Kurzawski, CB Zeke Markshausen, WR Kurt Mattes, OL Sherrick McManis, CB	2012	Doug Bartels, OL Corbin Bryant, DL Jeff Budzien, PK Scott Concannon, RB Stefan Demos, P/PK

Northwestern Athletics  
2017 Wildcats  
2016 Season Review  
Wildcats History  
Record Book  
Opponent Information  
Media Information



# ACADEMIC ALL-BIG TEN

2013	Paul Jorgensen, OL Geoff Mogus, OL Zack Oliver, QB Arthur Omilian, PK Alex Pietrzak, OL Tim Riley, SB Tyler Scott, DE Will Studlien, LB Mark Szott, SB Mike Trumpy, RB Nick VanHoose, CB Tim Vernon, LB Brandon Vitabile, OL Patrick Ward, OL Brandon Williams, P Quentin Williams, DL Hayden Baker, OL Cermak Bland, WR Jeff Budzien, PK Ibraheim Campbell, S P.J. Carollo, QB Max Chapman, DL Kain Colter, QB Adam DePietro, OL Doug Diedrick, SB Collin Ellis, LB Mike Eshun, CB Davion Fleming, S Matt Frazier, OL Deonte Gibson, DL Tim Hanrahan, RB Pat Hickey, LS Tony Jones, WR Paul Jorgensen, OL Connor Mahoney, OL Sean McEvilly, DL Mike McHugh, WR Shane Mertz, OL Geoff Mogus, OL Zack Oliver, QB Eric Olson, OL Arthur Omilian, PK Ian Park, OL Tyler Scott, DE Trevor Siemian, QB Mark Szott, SB Mike Trumpy, RB Nick VanHoose, CB Tim Vernon, LB Dan Vitale, SB Brandon Vitabile, OL Brandon Williams, P Corey Acker, WR Matt Alviti, QB Chi Chi Ariguzo, LB Hayden Baker, OL Ibraheim Campbell, S Joe Cannon, CB Austin Carr, WR Max Chapman, DL Adam DePietro, OL Doug Diedrick, SB Collin Ellis, LB Matt Frazier, OL Deonte Gibson, DL Chris Gradone, P Jimmy Hall, LB Tim Hanrahan, RB Matthew Harris, CB Tom Hruby, SB Tony Jones, WR Paul Jorgensen, OL Dean Lowry, DL	2015	Connor Mahoney, DL Shane Mertz, OL Tommy Odell, S Zack Oliver, QB Eric Olson, OL Arthur Omilian, PK Kyle Queiro, S Josh Roberts, LB Christian Salem, WR Trevor Siemian, QB Mark Szott, SB Jayme Taylor, SB Nick VanHoose, CB Brandon Vitabile, OL Dan Vitale, SB Brett Walsh, LB Jarrell Williams, CB Corey Acker, RB Matt Alviti, QB Terrance Brown, S Graham Bullmore, OL Austin Carr, WR Max Chapman, DL Luke Dauch, WR Adam DePietro, OL Tommy Doles, OL Matt Frazier, OL Deonte Gibson, DE Mark Gorogianis, WR Nate Hall, LB Matthew Harris, CB Traveon Henry, S Tom Hruby, LB Justin Jackson, RB Christian Jones, WR Tyler Lancaster, DL Connor Mahoney, OL Shane Mertz, OL Matt Micucci, K Geoff Mogus, OL Tommy Odell, DB Zack Oliver, QB Eric Olson, OL Ben Oxley, DL Kenton Playko, OL Jaylen Prater, LB James Prather, SB Kyle Queiro, S Heath Reinke, DL C.J. Robbins, DL Christian Salem, WR Drew Smith, LB Mark Szott, SB Nick VanHoose, CB Dan Vitale, SB Corey Acker, RB Matt Alviti, QB Joe Begin, DB Graham Bullmore, OL Austin Carr, WR Tommy Doles, OL Joe Gaziano, DL Trent Goens, DL Nate Hall, LB Matthew Harris, CB Tom Hruby, LB Godwin Igwebuike, S Justin Jackson, RB Cole Johnson, WR Tyler Lancaster, DL Warren Long, RB Connor Mahoney, OL Alonzo Mayo, DB	2016	Flynn Nagel, WR Tommy Odell, DB Andrew Otterman, OL Ben Oxley, OL James Prather, SB Kyle Queiro, S Heath Reineke, SB C.J. Robbins, DL Jelani Roberts, WR Josh Roberts, LB Jared Thomas, OL Clayton Thorson, QB Anthony Walker, Jr., LB Brett Walsh, LB Fred Wyatt, DL Lloyd Yates, QB
------	---	------	--	------	--





# POSTSEASON ALL-STAR GAMES

## COLLEGE ALL-STAR GAME (CHICAGO)

1934	Edgar Manske, E
1935	Al Kawal, G
1936	Harry Leeper, E
	Wally Cruice, HB
	Hugh Duvall, FB
	Al Lind, C
1937	Paul Tangora, G
	Don Geyer, FB
	Steve Reid, G
	Steve Toth, FB
	John Zitko, E
1938	Mike Calvano, G
	Don Heap, HB
	John Kovatch, E
	Bob Swisher, HB
	Erwin Wegner, C
1939	Bernie Jefferson, HB
	Bob Voigts, T
1940	Nick Cutlich, T
	Bob Daly, E
	John Haman, C
	George McGurn, FB
	Hal Method, G
1941	Ollie Hahnenstein, HB
	Paul Hiemenz, C
	Joe Lokanc, G
1942	Alf Bauman, T
	Bill DeCorrevont, HB
	Dick Erdlitz, QB
1943	Otto Graham, HB
	Ed Hirsch, G
	Alex Kapter, G
	Bill Urlaub, C
1946	Nick Burke, G
	Don Clawson, QB
	Alex Kapter, G
	Max Morris, E
1947	Ed Hirsch, C
	Vic Schwall, HB
1948	Vince DiFrancesca, G
	Stan Gorski, E
1949	F. Aschenbrenner, HB
	George Maddock, T
	Alex Sarkisian, C
1950	Art Murakowski, FB
1951	Don Stonesifer, E
1952	Don MacRae, G
1959	Andy Cvercko, T
	Willmer Fowler, HB
1960	Gene Gossage, T
1961	Elbert Kimbrough, E
1962	Fate Echols, T
	Larry Onesti, C
1963	Paul Flatley, HB
1964	Chuck Logan, E
1965	Joe Cerne, C
	Joe Szczecko, T
1967	Cas Banaszek, E
	Phil Clark, DB
1969	Jack Rudnay, C
1971	Mike Adamle, FB

## EAST-WEST SHRINE GAME

1927	Robert Johnson, T
1928	Walt Holmer, FB
	Luke Johnsos, E
	George Levison, QB
1930	Henry Anderson, G
	Frank Baker, E
	Hank Bruder, HB
	Bill Calderwood, FB
	Mickey Erickson, C
	Wade Woodworth, G
1932	Paul Engebretsen, T
	Dallas Marvil, T
	Reb Russell, FB
1933	Dick Fencil, E
	Bob Gonya, T
	Ernest Rentner, HB
1934	William Riley, T
1935	Harry Leeper, G
	Edward Whalen, E
1936	Wally Cruice, HB
	Henry Longfellow, E
1937	Don Geyer, FB
	Steve Reid, G
	Steve Toth, FB
	Don Heap, HB
1938	John Kovatch, E
	Fred Vanzo, QB
1940	Robert Daly, E
	John Haman, C
1941	Ollie Hahnenstein, HB
	Joe Lokanc, G

## NORTH-SOUTH (MIAMI)

1954	Ron Riba, G
1955	Jim Troglio, HB
1956	Ted Ringer, C
1958	Andy Cvercko, T
1959	Pete Arena, G
	DeWitt Hoopes, T
	Mark Johnston, HB
1960	Mike Stock, FB
	Larry Wood, HB
1961	Larry Onesti, C
1962	Larry Benz, HB
	Dick Machalski, E
1963	Tim Powell, G
	Bill Swingle, FB
1964	Steve Murphy, FB
	Joe Szczecko, T
1965	Mike Buckner, DB
1966	Cas Banaszek, E
	Woody Campbell, HB
1967	Dennis Coyne, DB
1968	Chico Kurzawski, HB
	Dennis White, DB
1969	Bill Galler, MG
	Mike Hudson, FB
1970	John Rodman, OT
	Joe Zigulich, C
1971	Maurie Daigneau, QB
	Barry Pearson, HB
1972	Jim Anderson, DT
1973	Pete Wessel, DB
1976	Pete Shaw, DB

## BLUE-GREY (MONTGOMERY)

1939	Nick Cutlich, T
	Tom Eby, E
	Ted Grefe, E

1942	Alf Bauman, T
1944	Bill DeCorrevont, HB
	William Ivy, T
	Alex Kapter, G
	Ed Hirsch, G
1941	Vince DiFrancesca, G
1942	Art Murakowski, FB
1947	Don Stonesifer, E
	Dick Alban, HB
	Don MacRae, G
1949	Tom Roche, T
	Joe Collier, E
	Dick Thomas, QB
1956	John Damore, C
1959	Bob McKeiver, HB
	Jim Andreotti, C
	Ron Burton, HB
1960	Gene Gossage, T
	Elbert Kimbrough, E
1961	Fate Echols, T
1962	Paul Flatley, HB
1963	Jay Robertson, C
1964	Chuck Logan, E
	Kent Pike, T
1965	Joe Cerne, C
	Phil Clark, DB
	Tom Garretson, DB
1966	Bruce Gunstra, G
	Jack Rudnay, C
	Tom Ziolkowski, T
1968	John Bradley, T
1968	Mike Adamle, FB
	Mike Sikich, G
1970	Rick Telander, DB
1971	Jack Darning, LB
1976	Wil Hemby, DE
1982	Jim Lash, E
1983	Randy Dean, QB
	Chris Hinton, OT
1987	Richard Buchanan, WR
1990	Todd Baczek, OT
1993	Eric Collier, SS
1994	KeJaun DuBose, DT
1997	Jeff Roehl, OL
	Brett Basanez, QB
1999	Barry Cofield, DT
2001	Tim McGarigle, LB
	Tyrell Sutton, RB
	Mike Kafka, QB (MVP)
	Al Netter, OL
	Dan Persa, QB
2014	Brandon Vitabile, OL
2016	Nick VanHoose, CB
	Dean Lowry, DE
2017	Austin Carr, WR
1950	John Miller, HB
1952	Chuck Hren, FB

## SENIOR BOWL (MOBILE)

1951	Don Stonesifer, E
1952	Dick Alban, HB
1953	Chuck Hren, FB
1954	Joe Collier, E
	Dick Thomas, QB
	John Damore, C
	Ted Ringer, C
	Andy Cvercko, T
	Gene Gossage, T
	Mark Johnston, HB
	Tom Myers, QB
	John Kidd, P
	Darryl Ashmore, T
	Ed Sutter, LB/P
	Frank Boudreaux, DT
	Matt O'Dwyer, G
	Pat Fitzgerald, LB
	Brian Musso, WR
	Nate Strikwerda, C
	Barry Gardner, LB
	Jay Tant, TE
	Napoleon Harris, LB
	Noah Herron, RB
	Kain Colter, QB/WR
2014	Ibraheim Campbell, S
2016	Dan Vitale, SB

## HULA BOWL (HONOLULU)

1960	Jim Andreotti, C
	Ron Burton, HB
	Elbert Kimbrough, E
1961	Fate Echols, T
1962	Paul Flatley, HB
1963	Chuck Logan, E
1964	Joe Cerne, C
1965	Ron Rector, HB
1966	Phil Clark, DB
1967	Bruce Gunstra, G
1968	Jack Rudnay, C
1969	John Bradley, T
1970	Mike Adamle, FB
1971	Rick Telander, DB
	Jerry Brown, DB
1972	Jim Lash, E
1973	Paul Hiemenz, OT
1975	Keith Cruise, DT
1984	Rich Borresen, TE
1986	

1994	Hal Method, G
1995	Frank Young, T
1996	Corne Aarts, T
1997	Dick Richards, QB
	Floyd Chambers, HB
	George Zorich, T
2002	Bob Motl, E
	Stan Gorski, E
2003	William Ivy, T
2004	Ken Wiltgen, E
2005	Gaspar Perricone, FB
2006	Joe Zuravleff, E
2007	Ray Wietecha, C
	John Smith, T
	Joe Abbatiello, G
	Douglas Asad, E
	Ray Purdin, HB
	Paul Yanke, E
	Boyd Melvin, T
	Charles Brainerd, HB
	George Burman, E
	Roland Wahl, HB
	Tom Myers, QB
	Mike Schwager, T
	Mike Beinor, T
	Jim Burns, T
	Ron Rector, HB
	J. McCambridge, DE
	Bob McKelvey, FB
	Roger Murphy, E
	John Cornell, LB
	Angelo Loukas, G
	Gerry Combs, DE
	Tom McCreight, G
	Greg Boykin, RB
	Chris Hinton, OT
	Ricky Edwards, RB
	Mike Guendling, LB
	Mike Greenfield, QB
	Bob Christian, RB
	Steve Shine, OLB
	Michael Senters, WR
	Casey Dailey, DE
	Nate Strikwerda, C
	John Cerasani, TE
	Kevin Bentley, LB

## AMERICAN BOWL (TAMPA BAY)

1971	Joel Hall, LB
	Jon Hittman, OT
	Joe Zigulich, C
1973	Jim Anderson, DT
	Dave Glantz, OT
1974	Steve Craig, TE
1976	Pete Shaw, DB

## COACHES ALL-AMERICA GAME (LUBBOCK)

1961	Mike Stock, FB
1962	Larry Onesti, LB
1967	Phil Clark, DB
1968	Bruce Gunstra, G
1969	Jack Rudnay, C
1971	Mike Adamle, FB
	John Rodman, OT
	Rick Telander, DB
	Pete Wessel, DB
1974	

## CHALLENGE BOWL (SEATTLE)

1978	Tony Ardizzone, OT
	Mark Bailey, SE
	Dan Cleary, TE

## JAPAN BOWL (TOKYO)

1983	Mike Guendling, LB
1984	Keith Cruise, DT
1986	Todd Krehbiel, DB

## GRIDIRON CLASSIC (ORLANDO)

2001	Harold Blackmon, CB
2002	Leon Brockmeier, OL
	Zak Kustok, QB
	Sam Simmons, WR
	Matt Ulrich, G
2005	

## ALL-AMERICA CLASSIC (LAS VEGAS)

2006	Brett Basanez, QB
------	-------------------

## NFLPA ALL-STAR GAME

2008	Dylan Thiry, OL
2011	Corbin Bryant, DL
	Quentin Davie, LB
	Vince Browne, DE
	Bryce McNaul, LB
	Tony Jones, WR
2012	
2015	

## TEXAS VS. THE NATION GAME

2013	David Nwabuisi, LB
------	--------------------

## COLLEGE GRIDIRON SHOWCASE

2014	Chi Chi Ariguzo, LB
------	---------------------

## COLLEGE GRIDIRON SHOWCASE

2014	Kyle Prater, WR
------	-----------------

Northwestern Athletics  
2017 Wildcats  
2016 Season Review  
Wildcats History  
Record Book  
Opponent Information  
Media Information

## COLLEGE FOOTBALL HALL OF FAME

A total of 15 former Wildcat coaches and players are enshrined in the College Football Hall of Fame. They range from Paddy Driscoll, a halfback for the 'Cats from 1915-16, to Pat Fitzgerald, a two-time All-American, Chuck Bednarik and Bronko Nagurski award winner, who was NU's most recent inductee in 2008. There are four former Northwestern coaches in the Hall, Charles Bachman, 1919, Alex Agase, 1964-72, Ara Parseghian, 1956-63 and Lynn Waldorf, 1935-46.

The College Football Hall of Fame is a hall of fame and museum devoted to college football. In August 2014, the College Football Hall of Fame and Chick-fil-A Fan Experience opened in downtown Atlanta, Georgia. The National Football Foundation (NFF) launched the Hall in 1951 to immortalize the players and coaches of college football. In 2009, Atlanta Hall Management, Inc. partnered with the NFF to construct and operate the new Hall of Fame facility, which will also provide a platform for community outreach, education and character development



initiatives, as well as serve as a special event space in Atlanta.

The Wildcats were the first college football team to visit the new Hall of Fame. The tour fired up NU so much that the next day it upset Notre Dame, 17-15.

The first members of the College Football Hall of Fame were selected in 1951. Today there are more than 700 players and coaches in the Hall.

The Hall of Fame is a part of the National Football Foundation, which was conceived in 1947 by the late Grantland Rice. In addition, to sponsoring the Hall of Fame, the Foundation has awarded more than \$3 million in graduate school scholarships to college football players.

For more information call: 1-800-440-FAME.




**ALEX AGASE**  
COACH  
1964-72



**CHARLES BACHMAN**  
COACH  
1919



**RALPH BAKER**  
END  
1924-26



**RON BURTON**  
HALFBACK  
1957-59



**PADDY DRISCOLL**  
HALFBACK  
1915-16




**PAT FITZGERALD**  
LINEBACKER  
1993-96



**OTTO GRAHAM**  
HALFBACK  
1941-43



**JIMMY JOHNSON**  
QUARTERBACK  
1904-05



**EDGAR MANSKE**  
END  
1931-33



**ARA PARSEGHIAN**  
COACH  
1956-63




**STEVE REID**  
GUARD  
1934-36



**ERNEST RENTNER**  
HALFBACK  
1930-32



**JACK RILEY**  
TACKLE  
1929-31



**ALEX SARKISIAN**  
CENTER  
1946-48



**LYNN WALDORF**  
COACH  
1935-46

## NORTHWESTERN BOWL RECORDS

Points	38 (2005 Sun Bowl)
First Downs	34 (2010 Outback Bowl)
Rushing Attempts	50 (2016 NewEra Pinstripe Bowl)
Net Yards Rushing	357 (2003 Motor City Bowl)
Net Yards Passing	532 (2010 Outback Bowl)
Passes Completed	47 (2010 Outback Bowl)
Passes Attempted	78 (2010 Outback Bowl)
Total Offensive Plays	115 (2010 Outback Bowl)
Total Net Yards	621 (2010 Outback Bowl)
Penalties-Yards	7-72 yards (1996 Rose Bowl)
Number of Punts-Avg.	10-35.7 (2000 Alamo Bowl)
Avg. Per Punt	43.0 (1949 Rose Bowl)
Punt Returns: Number-Yards	5-12 (2005 Sun Bowl)
Kickoff Returns: Number-Yards	8-225 (1996 Rose Bowl)
Interceptions: Number-Yards	4-48 (1949 Rose Bowl)
Third-Down Conversions	8-15 (1996 Rose Bowl)
Fourth-Down Conversions	4-4 (1997 Citrus Bowl) & 4-5 (2010 Outback Bowl)
	4-4 (2016 New Era Pinstripe Bowl)

### INDIVIDUAL

Rushing Yards	237, Jason Wright (2003 Motor City Bowl)
Rushing Attempts	32, Darnell Autry (1996 Rose Bowl)
Rushing Yards by Quarterback	105, Kain Colter (2011 TicketCity Bowl)
Rushing Attempts by Quarterback	18, Kain Colter (2011 TicketCity Bowl)
Longest Rush	77, Jason Wright (2003 Motor City Bowl)
Rushing Touchdowns	3, Darnell Autry (1996 Rose Bowl)
	3, Justin Jackson (2016 NewEra Pinstripe Bowl)
Passing Yards	532, Mike Kafka (2010 Outback Bowl)
Passing Attempts	78, Mike Kafka (2010 Outback Bowl)
Passing Completions	47, Mike Kafka (2010 Outback Bowl)
Longest Completion	66, Mike Kafka to Drake Dunsmore (2010 Outback Bowl)
Passing Touchdowns	4, Mike Kafka (2010 Outback Bowl)
Had Intercepted	5, Mike Kafka (2010 Outback Bowl)
Receiving Yards	145, D'Wayne Bates (1996 Rose Bowl)
Receptions	12, Zeke Markshausen (2010 Outback Bowl)
Longest Reception	66, Drake Dunsmore (2010 Outback Bowl)
Touchdown Receptions	2, Andrew Brewer (2010 Outback Bowl)

### PUNTING

Number of Punts	10, J.J. Standring (2000 Alamo Bowl)
Average Per Punt	43.0, Frank Aschenbrenner (1949 Rose Bowl)
Total Punting Yards	357, J.J. Standring (2000 Alamo Bowl)

### FIELD GOALS

Field Goals Attempted	4, Brian Gowins (1996 Rose Bowl)
Field Goals Made	2, Brian Gowins (1996 Rose Bowl)
Longest Field Goal	44, Tim Long (2000 Alamo Bowl)

### RETURN YARDS

Kickoff Returns	7, Venric Mark (2011 Meineke Car Care Bowl of Texas)
Kickoff Return Yards	166, Hudhaifa Ismaeli (1996 Rose Bowl)
Longest Kickoff Return	88, Jason Wright (2003 Motor City Bowl)
Punt Returns	5, Mark Philmore (2005 Sun Bowl)
Punt Return Yards	50, Unknown (1949 Rose Bowl)
	50, Venric Mark (2011 Meineke Car Care Bowl of Texas)

### DEFENSE

Total Tackles	17, Tim McGarigle (2005 Sun Bowl)
Solo Tackles	10, Pat Durr (2003 Motor City Bowl)
Assisted Tackles	12, Quentin Davie (2011 TicketCity Bowl)
Tackles-For-Loss	2.5, Hudhaifa Ismaeli (1996 Rose Bowl)
	2.5, Quentin Davie (2010 Outback Bowl)
	2.5, Andrew Smith (2016 Outback Bowl)
Sacks	1.5, Dan Sutter (1996 Rose Bowl)
	1.5, Hudhaifa Ismaeli (1996 Rose Bowl)
Pass Breakups	3, Keith Watkins II (2016 Outback Bowl)
Interceptions	1, (Numerous times)
	last by Godwin Igwebuikwe, Kyle Queiro and Jared McGee
	(2016 NewEra Pinstripe Bowl)

## OPPONENT BOWL RECORDS

Points	66, Nebraska (2000 Alamo Bowl)
First Downs	34, Texas Tech (2011 TicketCity Bowl)
Rushing Attempts	69, Nebraska (2000 Alamo Bowl)
Net Yards Rushing	476, Nebraska (2000 Alamo Bowl)
Net Yards Passing	408, Tennessee (1997 Citrus Bowl)
Passes Completed	38, Bowling Green (2003 Motor City Bowl)
Passes Attempted	50, Bowling Green (2003 Motor City Bowl)
Total Offensive Plays	83, Nebraska (2000 Alamo Bowl)
Total Net Yards	636, Nebraska (2000 Alamo Bowl)
Penalties-Yards	13-112, Tennessee (1997 Citrus Bowl)
Number of Punts-Avg.	6-42.2 (2010 Outback Bowl)
Avg. Per Punt	47.8, Tennessee (2016 Outback Bowl)
Punt Returns: Number-Yards	9-81, Nebraska (2000 Alamo Bowl)
Kickoff Returns: Number-Yards	6-403, Missouri (2008 Alamo Bowl)
Interceptions: Number-Yards	5-103 (2010 Outback Bowl)
Third-Down Conversions	12-17, (two times)
	last Bowling Green (2003 Motor City Bowl)
Fourth-Down Conversions	1-1, Tennessee (1997 Citrus Bowl)
	1-1, Missouri (2008 Alamo Bowl)

### INDIVIDUAL

Rushing Yards	240, Dan Alexander, Nebraska (2000 Alamo Bowl)
Rushing Attempts	24 (two times)
	Last by Jalen Hurd, Tennessee (2016 Outback Bowl)
Longest Rush	57, Quandree Henderson, Pittsburgh
	(2016 NewEra Pinstripe Bowl)
Rushing Touchdowns	2, (Numerous times)
	Last by Joshua Dobbs, Tennessee (2016 Outback Bowl)
Passing Yards	408, Peyton Manning, Tennessee (1997 Citrus Bowl)
Passing Attempts	56, Taylor Potts (2011 TicketCity Bowl)
Passing Completions	43, Taylor Potts, Texas Tech (2011 TicketCity Bowl)
Longest Completion	69, Bobby Newcombe to
	Matt Davison, Nebraska (2000 Alamo Bowl)
	69, Nate Peterman to
	Jester Weah, Pittsburgh (2016 NewEra Pinstripe Bowl)
Passing Touchdowns	4, Peyton Manning, Tennessee (1997 Citrus Bowl)
Interceptions	4, Taylor Potts (2011 TicketCity Bowl)
Had Intercepted	3, Josh Harris, Bowling Green (2003 Motor City Bowl)
	3, Drew Olson, UCLA (2005 Sun Bowl)
	3, Chase Daniel, Missouri (2008 Alamo Bowl)
Receiving Yards	216, Keyshawn Johnson, USC (1996 Rose Bowl)
Receptions	12, Darvin Adams, Auburn (2010 Outback Bowl),
	Cole Magner, Bowling Green (2003 Motor City Bowl) &
	Keyshawn Johnson, USC (1996 Rose Bowl)
Longest Reception	69, Matt Davison, Nebraska (2000 Alamo Bowl)
	69, Jester Weah, Pittsburgh (2016 NewEra Pinstripe Bowl)
Touchdown Receptions	2, Cole Magner, Bowling Green
	(2003 Motor City Bowl), 2, Matt Davison, Nebraska (2000 Alamo Bowl)

### PUNTING

Number of Punts	6, Clinton Durst, Auburn (2010 Outback Bowl)
Average Per Punt	47.8, Trevor Daniel, Tennessee (2016 Outback Bowl)
Total Punting Yards	253, Clinton Durst, Auburn (2010 Outback Bowl)

### FIELD GOALS

Field Goals Attempted	4, Jeff Wolfert, Missouri (2008 Alamo Bowl)
	4, Randy Bullock, Texas A&M (2011 Meineke Car Care Bowl of Texas)
Field Goals Made	4, Randy Bullock, Texas A&M
	(2011 Meineke Car Care Bowl of Texas)
Longest Field Goal	47, Randy Bullock, Texas A&M
	(2011 Meineke Car Care Bowl of Texas)

### RETURN YARDS

Kickoff Returns	4, Demond Washington, Auburn (2010 Outback Bowl)
Kickoff Return Yards	111, Demond Washington,
	Auburn (2010 Outback Bowl)
Longest Kickoff Return	46, Demond Washington,
	Auburn (2010 Outback Bowl)
Punt Returns	4, Joe Walker, Nebraska (2000 Alamo Bowl)
	4, Jeremy Maclin, Missouri (2008 Alamo Bowl)
Punt Return Yards	82, Jeremy Maclin, Missouri (2008 Alamo Bowl)

### DEFENSE

Total Tackles	15, Matt Galambos, Pittsburgh (2016 NewEra Pinstripe Bowl)
Solo Tackles	13, Neiko Thorpe, Auburn (2010 Outback Bowl)
Assisted Tackles	9, Sean Weatherspoon, Missouri (2008 Alamo Bowl)
	9, Matt Galambos, Pittsburgh (2016 NewEra Pinstripe Bowl)
Tackles-For-Loss	4, Corey Terry, Tennessee (1997 Citrus Bowl)
Sacks	2, Stryker Sulak, Missouri (2008 Alamo Bowl)
Pass Breakups	3, Keyuo Craver, Nebraska (2000 Alamo Bowl)
Interceptions	2, Walter McFadden, Auburn &
	T'Sharvan Bell, Auburn (2010 Outback Bowl)

1949 ROSE BOWL



Northwestern's first bowl appearance came on Jan. 1, 1949, when the Wildcats—considered by many to be the surprise team of the season—knocked off California in the 1949 Rose Bowl, 20-14.

The Wildcats got on the scoreboard first when left halfback Frank Aschenbrenner burst through the right side for a 73-yard touchdown, at the time the longest run from scrimmage in Rose Bowl history. Jim Farrar's extra-point made the lead 7-0. On Cal's next play, All-American back Jackie Jensen scampered 67 yards over the left end to tie the game at 7-7. The score remained deadlocked until midway through the second quarter when Art Murakowski capped a 78-yard drive with a one-yard plunge into the end zone for a 13-7 lead. The touchdown was marred by controversy as Murakowski fumbled the ball in the end zone, but the officials ruled it had crossed the goal line first.

Early in the third quarter, California lost Jensen to a back injury, and many felt the Wildcats would roll through the remainder of the game. This was not the case as the Bears converted a Wildcat fumble into a 56-yard touchdown drive and a 14-13 lead heading into the fourth quarter. With the clock winding down, the Wildcats had the ball at their own 12-yard line and seemingly needed a miracle to win. Early in the drive, NU came up with its only pass completion of the game, an Aschenbrenner to Donald Stonesifer connection which put Northwestern on the California 45-yard line. Two plays later, on a direct snap from center, right halfback Ed Tunnlicliff reaped the benefits of excellent blocking and raced 43 yards down the sidelines to give NU a 19-14 lead. Farrar's extra-point increased the Wildcat lead to six at 20-14 with 2:59 remaining.

The Bears gave it one final shot, but Loran "Pee Wee" Day intercepted the ball at the five-yard-line inside the final minute. Two keepers by NU quarterback Don Burson ran out the clock and the Wildcats brought home the roses.

SCORING SUMMARY

NORTHWESTERN	7	6	0	7	—	20
CALIFORNIA	7	0	7	0	—	14

**First Quarter:** NU—Aschenbrenner 73 run (Farrar kick) CAL—Jensen 67 run (Cullom kick). **Second Quarter:** NU—Murakowski 1 run (Farrar kick failed). **Third Quarter:** CAL—Swaner run (Cullom kick). **Fourth Quarter:** NU—Tunnlicliff 43 run (Farrar kick).


GAME STATISTICS

NU	CAL
6..... Total first downs .....	12
5..... First downs rushing .....	8
1..... First downs passing .....	4
0..... First downs by penalty .....	0
290..... Total net yards .....	256
273..... Net yards rushing .....	173
290..... Rushing yards gained .....	251
17..... Rushing yards lost .....	78
45..... Rushing plays .....	54
17..... Net yards passing .....	83
4..... Passed attempted .....	16
1..... Passes completed .....	6
0..... Passes intercepted .....	4
3-15..... Penalties-Yards lost .....	2-5
6-258-43.0..... Punts-Yds.-Avg. ....	4-132-33.0
2-50..... Punt returns-Yards .....	5-70
3-2..... Fumbles-Lost .....	3-1

INDIVIDUAL STATISTICS

**Rushing:** NU—Aschenbrenner 11-119; CAL—Swaner 17-79  
**Passing:** NU—Aschenbrenner 1-1-17-0; CAL —Celeri 8-3-50-2

1996 ROSE BOWL



The 1995 Wildcat team was the college football story of the season, shocking the experts in capturing the team's first winning season since 1971, and first bowl game appearance since the 1949 Rose Bowl.

USC scored first in the opening minutes of the game, but NU quickly evened the score when Darnell Autry capped off a 68-yard scoring drive with a three-yard touchdown run. The Trojan offense attacked in the second quarter, scoring on two touchdowns and a field goal. Brian Gowins kicked a 29-yard field goal to cap a drive that began when Tim Scharf forced a USC fumble with 12 seconds remaining in the half, cutting the gap to 24-10.

In the third quarter, Gowins started NU's scoring bonanza with a 28-yard field goal. The Wildcats then completed an on-side kick, which Josh Barnes scooped up. Three minutes later, Autry scored on a nine-yard run to narrow the gap to 24-19. USC struck back with a touchdown midway through the quarter, but the 'Cats answered with Schnur's one-yard TD plunge. NU took the lead for the first time early in the fourth when Autry ran two yards for his third touchdown of the game. USC regained the lead for good with a field goal on the next possession and then converted a rare Schnur interception into a touchdown. The Wildcats gave it one last effort late in the game. Gowins' 48-yard field goal attempt with 35 seconds left had the distance, but hit the left upright and bounced out.

Steve Schnur had a career-best day, connecting on 23-of-39 passes for 336 yards with one rushing touchdown.

SCORING SUMMARY

NORTHWESTERN	7	3	16	6	—	32
USC	7	17	7	10	—	41

**First Quarter:** USC—L. Woods 1 run (Abrams kick) 11:02. NU—D. Autry 3 run (Gowins kick) 6:05. **Second Quarter:** USC—Barnum 21 pass from Otton (Abrams kick) 13:05. USC—Abrams 30 FG 3:29 USC—McCutcheon 53 fumble return (Abrams kick) 2:56. NU—Gowins 29 FG 0:02. **Third Quarter:** NU—Gowins 28 FG 11:01. NU—D. Autry 9 run (pass failed) 8:17. USC—K. Johnson 56 pass from Otton (Abrams kick) 6:08. NU—Schnur 1 run (Gowins kick), 2:58. **Fourth Quarter:** NU—D. Autry 2 run (pass failed), 13:01. USC—Abrams 46 FG 9:09. USC—Washington 2 run (Abrams kick), 2:55.


GAME STATISTICS

NU	USC
23..... First Downs .....	22
39..... Rushing Att. ....	27
152..... Yards Rushing .....	58
13..... Yards Lost Rushing .....	29
139..... Net Yards Rushing .....	29
336..... Net Yards Passing .....	391
39..... Passes Attempted .....	44
23..... Passes Completed .....	29
1..... Had Intercepted .....	0
78..... Total Offensive Plays .....	71
475..... Total Net Yards .....	420
6.1..... Avg. Gain/Play .....	5.9
1-1..... Fumbles—Lost .....	1-1
7-72..... Penalties—Yards .....	11-86
1-41..... Interceptions—Yards .....	0-0
2-77..... Punts—Yards .....	2-89
38.5..... Avg. Yard/Punt .....	44.5
0-0..... Punt Return—Yards .....	2-18
8-225..... Kickoff Return—Yards .....	3-31
30:13..... Possession Time .....	29:47
8/15..... 3rd Down Conversion .....	12/17
4-21..... Sacks By—Yards .....	0-0

INDIVIDUAL LEADERS

**Rushing:** NU—D. Autry 32-110; USC —Washington 16-51  
**Passing:** NU—Schnur 39-23-336-1; USC—Otton 44-29-391-0  
**Receiving:** NU—Bates 7-145; USC—K. Johnson 12-216

## 1997 CITRUS BOWL



Northwestern defied the odds again in 1996, capturing its second-consecutive Big Ten Championship and the third January 1 bowl game in school history. The Wildcats traveled to Orlando, Fla., to take on the ninth-ranked Tennessee Volunteers in the 1997 CompUSA Florida Citrus Bowl.

Despite rallying from a 21-0 first quarter deficit to tie the score, Peyton Manning and Tennessee were too much for Northwestern as the Volunteers posted a 48-28 victory.

Manning threw two TDs and ran for another as the Vols built a 21-0 lead with 2:00 left in the first quarter. Northwestern hung tough, though, and it paid off as Darnell Autry cut the lead to 21-7 on a two-yard run midway through the second quarter. Steve Schnur then hooked up with Brian

Musso, a little over four minutes later, on a 22-yard scoring strike to cut the lead to seven.

Almost immediately, NU got the ball back as Tim Scharf jarred the ball loose from the runner and Mike Nelson recovered for the Wildcats. Autry then broke free on a 28-yard scoring scamper to knot the score at 21-21.

The Volunteers went back up by seven and 30 seconds later, added a field goal as time expired to go up, 31-21, at half. On the third play of the second half, Tennessee intercepted a Schnur pass and returned it 30 yards for a touchdown and a 38-21 lead. NU would add one more score on a 22-yard TD pass from Schnur to D'Wayne Bates, but it wasn't enough.

Schnur threw for 228 yards and two scores. Barry Gardner led the way on defense with 10 tackles.

## SCORING SUMMARY

TENNESSEE	21	10	7	10	—	48
NORTHWESTERN	0	21	0	7	—	28

**First Quarter:** UT—Price 43 pass from Manning (Hall kick) 13:22. UT—Manning 10 run (Hall kick) 8:07. UT—Kent 11 pass from Manning (Hall kick) 2:00. **Second Quarter:** NU—D. Autry 2 run (Gowins kick) 7:45. NU—B. Musso 20 pass from Schnur (Gowins kick) 3:28. NU—D. Autry 28 run (Gowins kick) 2:27; UT—Kent 67 pass from Manning (Hall kick) 1:58. UT—Hall 19 FG 0:00. **Third Quarter:** UT—Hines 30 INT return (Hall kick) 13:55. **Fourth Quarter:** UT—Hall 28 FG 7:40. NU—Bates 22 pass from Schnur (Gowins kick) 4:45. UT—Moore 6 pass from Manning (Hall kick) 2:27.

## GAME STATISTICS

NU	UT
22	29
28	32
95	141
52	26
43	115
242	408
51	39
27	27
4	0
79	71
285	523
1-1	4-2
5-40	13-112
0-0	4-64
6-224	4-143
37.3	35.8
2-17	3-13
6-137	3-36
32:08	27:52
8/19	5/11
3-23	3-31

## INDIVIDUAL LEADERS

**Rushing:** NU—D. Autry 17-66; UT—Graham 14-79  
**Passing:** NU—Schnur 45-25-228-3; UT—Manning 39-27-408-0  
**Receiving:** NU—Bates 10-97; UT—Kent 5-122

## 2000 ALAMO BOWL



When the 2000 college football season began, the idea of Northwestern and Nebraska meeting in a bowl game was nearly laughable. After all, the Wildcats were coming off a 3-8 season in 1999, while the Cornhuskers began the season ranked No. 1 in the country.

Yet on December 30, the two teams with 'N' on their helmets stood toe-to-toe on the astroturf housed by the Alamodome in San Antonio.

Northwestern gave the Huskers fits in the early part of the game, and even held a 10-7 lead early in the second quarter. However, it was all Nebraska from that point on, as the Huskers outscored the 'Cats 31-7 before halftime and then tacked on 28 unanswered points in the second stanza for the win.

Nebraska drew first blood with a 15-yard touchdown run by Dan Alexander just 2:11 into the contest before Northwestern got on the board with a 44-yard Tim Long field goal three minutes later. In the second quarter, the Wildcats briefly took the lead when Zak Kustok found Teddy Johnson in the corner of the end zone for a 10-yard TD reception.

The lead lasted all of 20 seconds. Nebraska stormed back, as QB Eric Crouch scampered 50 yards for a touchdown, starting a 24-point explosion. Down 31-10, Northwestern briefly revived itself when All-American running back Damien Anderson broke off a 69-yard touchdown run with just 1:10 left before halftime. The Huskers took the momentum right back, however, as Crouch hit Bobby Newcombe with a 58-yard TD pass to give Nebraska a 38-17 halftime lead.

Anderson finished the game with 149 yards on 18 carries to lead NU.

## SCORING SUMMARY

NEBRASKA	7	31	21	7	—	66
NORTHWESTERN	3	14	0	0	—	17

**First Quarter:** UNL—Alexander 15 run (Brown kick) 12:49. NU—Long 44 FG 9:51. **Second Quarter:** NU—Johnson 10 pass from Kustok (Long kick) 14:16. UNL—Crouch 50 run (Brown kick) 13:56. UNL—Alexander 2 run (Brown kick) 11:50. UNL—Buckhalter 2 run (Brown kick) 7:13. UNL—Brown 51 FG 1:28. NU—Anderson 69 run (Long kick) 1:10. UNL—Newcombe 58 pass from Crouch (Brown kick) 0:20. **Third Quarter:** UNL—Davison 11 pass from Crouch (Brown kick) 12:17. UNL—Crouch, 2 run (Brown kick) 3:52. UNL—Davison 69 pass from Newcombe (Brown kick) 1:14. **Fourth Quarter:** UNL—Diedrick 9 run (Brown kick) 5:22.


## GAME STATISTICS

NU	UNL
14	28
38	69
269	519
37	43
232	476
151	160
43	14
17	6
1	1
81	83
383	636
1-0	2-1
7-46	4-67
1-0	1-6
10-357	3-133
35.7	44.3
2-6	9-81
6-112	4-102
26:23	33:37
5/20	6/15
0-0	3-19

## INDIVIDUAL LEADERS

**Rushing:** NU—Anderson 18-149; UNL—Alexander 20-240  
**Passing:** NU—Kustok 35-15-138-1; UNL—Crouch 13-5-91-2  
**Receiving:** NU—Johnson 4-53; UNL—Davison 3-85

## 2003 MOTOR CITY BOWL



In what turned out to be one of the more exciting bowl games of the 2003 season, Bowling Green and quarterback Josh Harris got the final word with Northwestern and Jason Wright. Harris and Wright turned in two of the more impressive postseason performances and shared the game's MVP honors. The Wildcats led for three-plus quarters until Harris fired an 11-yard TD pass with 11:32 remaining in the game, which gave BGSU a 21-17 advantage.

NU countered, however, thanks to an 88-yard kickoff return by Wright. Noah Herron, who tallied two touchdowns, scored on a 2-yard scamper with 10:01 left to put the 'Cats back in front, 24-21. But Harris and the Falcons had one more scoring drive left in them, and NU was unable to muster an offensive threat on its final possession. Wright finished with a bowl and school-record 336 all-purpose yards. He totaled 237 rushing yards, also a bowl mark.

Harris completed 38-of-50 passes for 386 yards—all Motor City Bowl marks. NU's secondary helped control the Falcons early, picking off three BGSU passes. Luis Castillo, named the bowl's UAW Lineman of the Game, had eight tackles (five solos). Northwestern ran for a bowl-record 357 yards. Herron added 80 yards on 12 carries.

### SCORING SUMMARY

<b>NORTHWESTERN</b>	7	3	7	7	—	24
<b>BOWLING GREEN</b>	0	7	7	14	—	28

**First Quarter:** NU—Herron 40 run (Huffman kick) 7:52. **Second Quarter:** NU—Huffman 31 FG 13:12. BGSU—Harris 4 run (Suisham kick) 7:57. **Third Quarter:** NU—Wright, 77 run (Huffman kick) 14:14. BGSU—Magner 7 pass from Harris (Suisham kick) 9:10. **Fourth Quarter:** BGSU—Sanders 11 pass from Harris (Suisham kick) 11:32. NU—Herron 2 run (Huffman kick) 10:01. BGSU—Magner 3 pass from Harris (Suisham kick) 4:06.

### GAME STATISTICS

BGSU	NU	
30.....	First Downs.....	16
37.....	Rushing Attempts.....	46
121.....	Yards Gained Rushing.....	385
33.....	Yards Lost Rushing.....	28
88.....	Net Yards Rushing.....	357
386.....	Net Yards Passing.....	58
51.....	Passes Attempted.....	15
38.....	Passes Completed.....	7
3.....	Had Intercepted.....	0
88.....	Total Offensive Plays.....	61
474.....	Total Net Yards.....	415
0-0.....	Fumbles—Lost.....	2-2
1-15.....	Penalties—Yards.....	3-40
0-0.....	Interceptions—Yards.....	3-20
3-138.....	Punts—Yards.....	5-172
46.0.....	Avg. Yard/Punt.....	34.4
2-21.....	Punt Returns—Yards.....	2-3
3-80.....	Kickoff Returns—Yards.....	2-91
34:08.....	Possession Time.....	25:52
12/17.....	3rd Down Conversions.....	5/14
1-14.....	Sacks By—Yards.....	2-10

### INDIVIDUAL LEADERS

**Rushing:** NU—Wright 21-237; BGSU—Harris 21-68  
**Passing:** NU—Basanez 15-7-58-0; BGSU—Harris 50-38-386-2  
**Receiving:** NU—Philmore 3-43; BGSU—Magner 12-97

## 2005 SUN BOWL



Despite returning two interceptions for touchdowns and winning the turnover battle 4-3, Northwestern fell 50-38 to No. 17 UCLA in the 72nd annual Sun Bowl held in El Paso, Texas.

NU jumped to an early 22-0 first-quarter lead when Kevin Mims and Nick Roach each returned UCLA quarterback Drew Olson interceptions for touchdowns. The two defensive touchdowns followed a Joel Howells' 33 yard field goal and sandwiched a 19-yard Mark Philmore reverse for a touchdown. Northwestern's defense picked off Olson three times in the first quarter alone, equaling the number of interceptions Olson threw in his first 11 games combined. The Bruins, however, came storming back from the 22-0 deficit, scoring 36 unanswered points

for a 36-22 lead. Amado Villarreal booted a 31-yard field goal at the end of the third quarter to halt the UCLA scoring string.

The Wildcats mounted a furious comeback. A Brett Basanez touchdown pass to Philmore cut the score to 36-31 with 2:29 left in the game. Then, UCLA's Brandon Breazell recovered NU's onside kick and returned it to a touchdown. The Wildcats came charging back, scoring on Shaun Herbert's 5-yard TD catch with 24 seconds left, trimming the UCLA lead to 43-38. Then the unthinkable happened. Breazell returned another onside kick for a score to ice the contest with 18 seconds left.

Despite the disheartening defeat, Northwestern set a Sun Bowl record with 584 yards of offense, with 448 coming courtesy of Brett Basanez.

### SCORING SUMMARY

<b>NORTHWESTERN</b>	22	0	3	13	—	38
<b>UCLA</b>	7	22	7	14	—	50

**First Quarter:** NU—Howells 33 FG 7:53. NU—Mims 30 INT return (Howells kick blocked) 6:27. NU—Philmore 19 run (Howells kick failed) 5:36. NU—Roach 35 INT return (Howells kick) 4:21. UCLA—Bell 5 run (Rotstein kick) 0:15. **Second Quarter:** UCLA—Moya 58 pass from Olson (Rotstein kick) 13:57. UCLA—Bell 6 run (Lewis pass from Olson) 8:26. UCLA—Everett 8 pass from Olson (Rotstein kick) 0:29. **Third Quarter:** UCLA—Pitre 5 pass from Olson (Rotstein kick) 9:04. NU—Villarreal 31 FG 4:40. **Fourth Quarter:** NU—Philmore 8 pass from Basanez (Basanez pass intercepted) 2:29. UCLA—Breazell 42 kickoff return (Malette kick) 2:24. NU—Herbert 5 pass from Basanez (Villarreal kick) 0:24. UCLA—Breazell 45 kickoff return (Rotstein kick) 0:18.


### GAME STATISTICS

NU	UCLA	
33.....	First Downs.....	24
32.....	Rushing Attempts.....	50
176.....	Yards Gained Rushing.....	334
8.....	Yards Lost Rushing.....	24
168.....	Net Yards Rushing.....	310
416.....	Net Yards Passing.....	143
70.....	Passes Attempted.....	24
38.....	Passes Completed.....	10
2.....	Had Intercepted.....	3
102.....	Total Offensive Plays.....	74
584.....	Total Net Yards.....	453
4-1.....	Fumbles—Lost.....	2-1
6-49.....	Penalties—Yards.....	8-69
3-65-2.....	Interceptions—Yards—TD.....	2-0-0
5-155.....	Punts—Yards.....	5-202
31.0.....	Avg. Yard/Punt.....	40.4
5-12-0.....	Punt Returns—Yards—TD.....	1-20-0
6-74-0.....	Kickoff Returns—Yards—TD.....	6-156-2
30:50.....	Possession Time.....	29:10
5/20.....	3rd Down Conversions.....	6/13
1-5.....	Sacks By—Yards.....	0-0

### INDIVIDUAL LEADERS

**Rushing:** NU—Sutton 18-84; UCLA—Markey 24-161  
**Passing:** NU—Basanez 70-38-2-416; UCLA—Olson 24-10-3-143  
**Receiving:** NU—Lane 7-136; UCLA—Drew 2-29

## 2008 ALAMO BOWL



C.J. Bachér tied a Valero Alamo Bowl record with three touchdowns passes and threw for more than 300 yards, but No. 21 Missouri kicked a game-tying field goal late in the fourth quarter before defeating No. 23 Northwestern in overtime, 30-23.

In a game against former Heisman finalist Chase Daniel, Bachér won the battle of the QB's. The fifth-year senior completed 27-of-43 passes for 304 yards and three scores. Mizzou's offense came into the game averaging almost 500 yards per game, but was held to under 300 yards in regulation.

Eric Peterman opened the scoring with a 35-yard scoring reception in the first quarter. Rasheed Ward took a season-long 46-yard catch

into the end zone to begin the second half before Ross Lane gave the Wildcats a 23-20 advantage with an acrobatic 23-yard TD grab late in the third quarter. Ward finished the game with a career-best 101 receiving yards on seven catches.

Senior Tyrell Sutton came back from a wrist injury in the eighth game of the year to record his 16th-career 100-yard rushing game. He finished with 114 yards on 29 carries, adding 29 yards on five catches.

Northwestern held its 23-20 lead until late in the fourth quarter when Missouri's Jeff Wolfert made his third field goal of the contest. He had another chance to end the game in regulation, but his 44-yard effort as time expired sailed wide right. The Tigers scored a TD on their opening possession of overtime before keeping the Wildcats out of the end zone to secure the victory.

## SCORING SUMMARY

MISSOURI	0	10	10	3	7	—	30
NORTHWESTERN	7	3	13	0	0	—	23

**First Quarter:** 9:30 NU—Peterman 35 pass from Bachér (Villarreal kick).  
**Second Quarter:** 14:49 MU—Wolfert 31 FG; 9:11 NU—Villarreal 21 FG; 1:00 MU—Maclin 75 punt return (Wolfert kick). **Third Quarter:** 12:08 NU—Ward 46 pass from Bachér (kick failed); 7:20 MU—Alexander 11 pass from Daniel (Wolfert kick); 3:46 MU—Wolfert 43 FG; 00:31 NU—Lane 23 pass from Bachér (Villarreal kick). **Fourth Quarter:** 2:49 MU—Wolfert 37 FG. **Overtime:** MU—Maclin 7 pass from Daniel (Wolfert kick)


## GAME STATISTICS

MU	NU
21	21
30	40
120	132
9	60
111	72
200	304
44	43
27	27
3	1
74	83
311	376
0-0	1-0
6-32	7-47
1-22-0	3-4-0
4-177	6-228
44.2	38.0
4-82-1	1-0-0
4-40-0	5-108-0
24:40	34:28
7/16	11/21
5-43	1-1

## INDIVIDUAL LEADERS

**Rushing:** NU—Sutton 29-114; MU—Washington 15-44  
**Passing:** NU—Bachér 27-43-304-3; MU—Daniel 27-44-200-2  
**Receiving:** NU—Ward 7-101; MU—Coffman 7-67

## 2010 OUTBACK BOWL



Senior Mike Kafka broke an Outback Bowl record with a school-record 532 passing yards, throwing for four scores and running for another to lead a furious Northwestern comeback to force overtime, but the Wildcats ultimately fell to Auburn, 38-35.

With NU trailing by 14 and three minutes to play, Kafka scrambled for a 2-yard score to draw the Wildcats within eight, 35-27, after the extra point was blocked. On the ensuing Auburn possession, Brad Phillips forced a fumble recovered by Sherrick McManis, setting up a Kafka to Sidney Stewart 18-yard strike with 1:15 to go. A tricky 2-point conversion pass from Andrew Brewer to Brendan Mitchell tied the game.

A fumble on the ensuing kick gave NU the ball back again, but a field goal attempt went wide to force overtime. After Auburn kicked a field goal on their possession, Northwestern first attempted one of its own, but it clanged off the right upright. Auburn drew a roughing the kicker penalty to give NU another shot, however. A fake field goal on fourth-and-goal from the 2 was not successful, ending the game.

Kafka recovered from five interceptions in the game to set NCAA records for total plays by an individual (98) and total plays by a team (115). He hit Brewer for two scoring strikes and also found Drake Dunsmore in the flat before Dunsmore broke several tackles on a 66-yard catch-and-run touchdown scamper.

Brewer finished with 133 yards receiving while Dunsmore had 120. Zeke Markshausen caught 12 passes while Stewart caught 10.

## SCORING SUMMARY

NORTHWESTERN	7	0	14	14	0	—	35
AUBURN	14	7	0	14	3	—	38

**First Quarter:** 12:25 AU—Burns 1 run (Byrum kick); 4:37 AU—McFadden 100 interception return (Byrum kick); NU—Brewer 39 pass from Kafka (Demos kick)

**Second Quarter:** 8:54 AU—Carr 46 pass from Todd (Byrum kick)

**Third Quarter:** 2:42 NU—Brewer 35 pass from Kafka (Demos kick); 0:27 NU—Dunsmore 66 pass from Kafka (Demos kick)

**Fourth Quarter:** 10:10 AU—Tate 5 run (Byrum kick); 7:32 AU—Tate 7 run (Byrum kick); 3:20 NU—Kafka 2 run (kick blocked); 1:15 NU—Stewart 18 pass from Kafka (Mitchell pass from Brewer)

**Overtime:** AU—Byrum 21 FG

## GAME STATISTICS

NU	AU
34	18
37	39
114	219
21	29
93	190
532	235
78	33
47	20
5	2
115	72
621	425
0-0	3-2
3-25	12-140
2-0-0	5-103-1
5-158	6-253
31.6	42.2
1-1-0	0-0-0
5-116-0	5-125-0
34:11	25:49
6/23	4/13
3-19	3-19

## INDIVIDUAL LEADERS

**Rushing:** NU—Schmidt 8-36; AU—Tate 20-108  
**Passing:** NU—Kafka 47-78-532-4; AU—Todd 20-31-235-1  
**Receiving:** NU—Markshausen 12-84; AU—Adams 12-142

## 2011 TICKETCITY BOWL



Trailing 31-9 midway through the third quarter, Northwestern staged a furious rally at the inaugural TicketCity Bowl, pulling within one touchdown before falling to Texas Tech, 45-38.

Texas Tech held a 10-0 lead after the first before NU got on the board in the second with a 15-play, 78-yard drive capped by a Colter one-yard rush. The PAT failed, making it 10-6 before TTU pushed its lead to 24-6 at the half.

The third quarter was a wild one on the scoreboard, with both teams combining for 32 points. NU forced a fumble on the opening kickoff of the second half, converting the turnover into an 18-yard Stefan Demos field goal, but Texas Tech

got an 86-yard touchdown run on the next play from scrimmage to make the score 31-9 with 11:05 left in the third. Kain Colter scored on the ensuing drive on a 15-yard rush before he found Josh Rooks on a two-point conversion pass to make it 31-17. After Texas Tech scored another touchdown, Northwestern recovered an onside kick attempt and needed just two plays to punch it in on a four-yard Evan Watkins' rush, making the score 38-24 entering the fourth.

NU scored on its third-straight drive when Watkins found Demetrius Fields for an 18-yard touchdown on fourth-and-four, cutting the deficit to 38-31 with 10:33 left to play. Texas Tech kept punching, extending its lead back to 45-31 with 7:13 left during a drive that saw Hunter Bates, NU's leading tackler with 11 at that point, carted off the field with a major leg injury.

Jordan Mabin kept the 'Cats alive with an 39-yard interception return for a touchdown to make the score 45-38 with 5:37 left, but Texas Tech all but ran out the clock on its next drive to secure the win.

## 2011 MEINEKE CAR CARE BOWL OF TEXAS



Appearing in a bowl game for a fourth straight year, Northwestern came out on the short end of 33-22 outcome against Texas A&M in the Meineke Car Care Bowl of Texas. NU scored the first touchdown of the game but TAMU ran off 27 straight points to take command.

In the final game of his NU career, quarterback Dan Persa established himself as Division I's (FBS or FCS) all-time record-holder in completion percentage. Persa wraps up his tenure at 72.7 percent (460-of-633), besting the previous NCAA record of 70.4 as set by Hawaii's Colt Brennan.

Senior safety Brian Peters came up with his 12th career interception in the game, giving him sole possession of third place on NU's all-time list, with three of those coming in bowl games.

Against the Aggies, Persa threw for 213 yards, but the Wildcats were held in check by a stout A&M defense that collected eight sacks on the day. NU gained a 7-3 lead early in the second quarter when Houston native Venric Mark scored his first career rushing touchdown on a pitch from Persa. That score capped a 13-play drive that ate up nearly five minutes off the clock. Texas A&M, however, then dominated the game's next 25 minutes, running off 27 unanswered points to take a 30-7 lead with 5:59 remaining in the third quarter.

The Wildcats responded and scored back-to-back touchdowns to cut the TAMU lead to eight, 30-22. But A&M then converted a third-and-13 deep in its own territory before gaining another first on a circus catch that set up a field goal and put the game on ice, 33-22, with 30 seconds to play.

## SCORING SUMMARY

NORTHWESTERN	0	6	18	14	—	38
TEXAS TECH	10	14	14	7	—	45

**First Quarter:** 5:18 TTU—Williams 24 FG; 0:39 TTU—Zouzalik 13 pass from Potts (Williams kick)

**Second Quarter:** 6:47 NU—Colter 1 rush (Williams rush failed); 4:15 TTU—Potts 13 run (Williams kick); 0:11 TTU—Lewis 6 pass from Potts

**Third Quarter:** 11:25 NU—Demos 18 FG; 11:05 TTU—Stephens 86 run (Williams kick); 6:12 NU—Colter 15 run (Rooks pass from Colter); 2:29 TTU—Swindall 6 pass from Potts (Williams kick); 1:52 NU—Watkins 4 run (Demos kick)

**Fourth Quarter:** 10:33 NU—D. Fields 18 pass from Watkins (Demos kick); 7:13 TTU—Leong 11 pass from Potts (Williams kick); 5:37 NU—Mabin 39 interception return (Demos kick)

## GAME STATISTICS

NU	TTU	
23.....	First Downs.....	34
50.....	Rushing Attempts.....	29
241.....	Yards Gained Rushing.....	189
12.....	Yards Lost Rushing.....	6
229.....	Net Yards Rushing.....	183
146.....	Net Yards Passing.....	369
30.....	Passes Attempted.....	56
14.....	Passes Completed.....	43
1.....	Had Intercepted.....	1
80.....	Total Offensive Plays.....	85
375.....	Total Net Yards.....	552
2-0.....	Fumbles-Lost.....	1-1
7-52.....	Penalties-Yards.....	3-34
1-39-1.....	Interceptions-Yards-TD.....	1-19-0
5-178.....	Punts-Yards.....	4-124
35.6.....	Avg. Yard/Punt.....	31.0
0-0-0.....	Punt Return-Yards-TD.....	0-0-0
6-124-0.....	Kickoff Return-Yards-TD.....	7-143-0
30:17.....	Possession Time.....	29:37
6/16.....	Third-Down Conversions.....	8/15
0-0.....	Sacks By-Yards.....	1-4

## INDIVIDUAL LEADERS

**RUSHING:** NU—Colter 18-105; TTU—Stephens 14-126

**PASSING:** NU—Watkins 10-21-76-1; TTU—Potts 43-56-369-4

**RECEIVING:** NU—Ebert 3-34; TTU—Leong 10-118

## SCORING SUMMARY

TEXAS A&M	3	17	10	3	—	33
NORTHWESTERN	0	7	0	15	—	22

**First Quarter:** 5:46 TAMU—Bullock 24 FG

**Second Quarter:** 10:12 NU—Mark 2 run (Budzien kick); 7:58 TAMU—Malena 1 run (Bullock kick); 1:31 TAMU—Fuller 26 pass from Tannehill (Bullock kick); 0:00 TAMU—Bullock 40 FG

**Third Quarter:** 10:00 TAMU—Malena 19 run (Bullock kick); 5:59 TAMU—Bullock 47 FG

**Fourth Quarter:** 11:15 NU—Colter 1 run (Fields pass from Ebert); 5:22 NU—Riley 2 pass from Colter (Budzien kick); 0:30 TAMU—Bullock 31 FG

## GAME STATISTICS

TAMU	NU	
22.....	First Downs.....	24
27.....	Rushing Attempts.....	38
104.....	Yards Gained Rushing.....	121
24.....	Yards Lost Rushing.....	69
80.....	Net Yards Rushing.....	52
329.....	Net Yards Passing.....	226
40.....	Passes Attempted.....	40
27.....	Passes Completed.....	27
1.....	Had Intercepted.....	0
67.....	Total Offensive Plays.....	78
409.....	Total Net Yards.....	278
2-0.....	Fumbles-Lost.....	2-0
7-67.....	Penalties-Yards.....	8-67
0-0-0.....	Interceptions-Yards-TD.....	1-0-0
4-180.....	Punts-Yards.....	8-337
45.0.....	Avg. Yard/Punt.....	42.1
4-54-0.....	Punt Return-Yards-TD.....	2-50-0
3-77-0.....	Kickoff Return-Yards-TD.....	7-141-0
26:41.....	Possession Time.....	33:19
7/14.....	Third-Down Conversions.....	5/15
8-65.....	Sacks By-Yards.....	1-7

## INDIVIDUAL LEADERS

**RUSHING:** TAMU—Malena 23-77; NU—Colter 17-65

**PASSING:** NU—Persa 25-37-213-0; TAMU—Tannehill 27-40-329-1

**RECEIVING:** NU—Fields 7-73; TAMU—Swope 8-105





## 2013 TAXSLAYER.COM GATOR BOWL



**JAN. 1, 2013**  
**EVERBANK FIELD**  
**ATTENDANCE: 48,612**

Northwestern jumped out to a fast 13-0 lead at the 2013 TaxSlayer.com Gator Bowl and rode an NU-bowl-record four interceptions to a 34-20 victory over Mississippi State and its first 10-win season since 1995. The Gator Bowl win also gave Pat Fitzgerald his 50th victory as NU's head coach, giving him sole possession of first place on Northwestern's career coaching wins list.

The Wildcats' four interceptions matched the program's previous bowl best set in the 1949 Rose Bowl, which Northwestern won over California. Mississippi State QB Tyler Russell, who was responsible for all four interceptions, had thrown only six picks in the Bulldogs' 12 regular season games this year.

With a game-high 10 tackles and a near interception late in the game, Jared Carpenter was named the 2013 Gator Bowl MVP.

Offensively, quarterback and Florida native Trevor Siemian finished 12-of-20 passing for 120 yards—including several clutch third-down conversions—and one rushing touchdown. Among his most popular targets on the day was freshman superback Dan Vitale, who led the 'Cats with seven catches for 82 yards.

As they have all season, the Wildcats started fast when, on the third play from scrimmage, senior DL Quentin Williams dropped into coverage and intercepted Mississippi State's Tyler Russell. Williams went untouched 24 yards on the return for his first career touchdown and a quick 7-0 Northwestern advantage.

The Bulldogs regrouped on their next drive and moved inside the Wildcats red zone, but the NU defense answered the bell again when safety Ibraheim Campbell stepped in front of a Russell pass on the sideline for his fourth career interception.

Northwestern brought a 13-10 lead into the locker room but found itself in a tied game early in the third. Siemian led a quick six-play, 76-yard TD drive to restore an NU lead, then scored on a 4-yard TD rush of his own to put the 'Cats ahead by 14. MSU would pull with one score early in the fourth, but cornerback Nick VanHoose helped ice the win with an interception and long return to set up Mark's 12th rushing TD of the year and a bowl-clinching score.



### SCORING SUMMARY

MISSISSIPPI STATE	0	10	3	7	—	20
NORTHWESTERN	10	3	14	7	—	34

**First Quarter:** 14:13 NU—Q. Williams 29 INT return (Budzien kick); 4:49 NU—Budzien 34 FG

**Second Quarter:** 14:48 NU—Budzien 37 FG; 4:48 MSU—Bell 27 FG; 1:06 MSU—Clark 18 pass from Russell (Bell kick)

**Third Quarter:** 10:37 MSU—Bell 47 FG; 9:25 NU—Ty. Jones 3 run (Budzien kick); 0:26 NU—Siemian 4 run (Budzien kick)

**Fourth Quarter:** 11:42 MSU—Johnson 14 pass from Russell (Bell kick); 8:10 NU—Mark 3 run (Budzien kick)

### GAME STATISTICS

MSU	NU
18	19
33	40
216	173
30	12
186	161
106	196
29	36
12	21
4	3
62	76
292	357
0-0	1-0
6-47	2-20
3-27-0	4-80-1
5-216	5-217
43.2	43.4
2-21-0	1-(-2)-0
5-89-0	3-61-0
26:12	33:48
1/11	10/19
0-0	3-23


### INDIVIDUAL LEADERS

**RUSHING:**  
 MSU—Robinson 7-91-0  
 NU—Colter 12-74-0

**PASSING:**  
 MSU—Russell 12-28-106-2  
 NU—Siemian 12-21-120-0

**RECEIVING:**  
 MSU—Clark 3-36-1  
 NU—Vitale 7-82-0

## 2016 OUTBACK BOWL



**JAN. 1, 2016**  
**TAMPA, FLA.**  
**ATTENDANCE: — 53,302**

No. 13 Northwestern returned to the New Year's Day bowl scene Friday at the 2016 Outback Bowl after the fourth 10-win season in program history, but fell in the game to No. 23 Tennessee, 45-6.

Despite the loss, Northwestern's second 10-win campaign in the last four years marked a return to upper echelon of the college football world.

Northwestern's 24-member Senior Class is the lone class in #B1GCats history to win 10 games in two different seasons, winning the 2012 Gator Bowl during a 10-3 campaign and finishing 2015 with an identical 10-3 record.

Two offenses largely trying to find their way early struggled to make huge gains in the first quarter. Tennessee had a field goal try doink off the upright after intercepting an NU pass at the Wildcats' 22-yard line while Northwestern took advantage of three Volunteers late-hit penalties in the quarter -- including two on back-to-back plays -- to drive deep into UT territory prior to missing a field goal of its own.



Tennessee would open the scoring late in the first quarter with a 14-yard Joshua Dobbs run, then add a field goal on its next possession early in the second to take a 10-0 lead.

Northwestern bounced back with an effective, well-executed 12-play, 75-yard drive capped by a Justin Jackson five-yard scoring scamper. Jack Mitchell's extra point sailed wide, making the score 10-6 after the TD.

Tennessee answered with a 75-yard touchdown drive of its own to take a 17-6 lead into the half. Coming out of the break, the Wildcats never were able to get momentum, and the Volunteers added touchdowns late in the third quarter and again on a long quarterback scramble early in the fourth to make it a 31-6 game before one final touchdown and a pick-six with eight seconds remaining made the final 45-6.

### SCORING SUMMARY

NORTHWESTERN	0	6	0	0	—	6
TENNESSEE	7	10	7	21	—	45

**First Quarter:** 00:14 TENN — Dobbs 14 run (Medley kick)  
**Second Quarter:** 10:47 TENN — Medley 35 FG; 5:40 NU — Jackson 5 run (Mitchell miss); 2:18 TENN — Kamara 11 run (Medley kick)  
**Third Quarter:** 4:40 TENN — Hurd 3 run (Medley kick)  
**Fourth Quarter:** 11:42 TENN — Dobbs 18 run (Medley kick); 4:24 TENN — Kelly 1 run (Medley kick); 00:08 TENN — Berry 100 INT return (Medley kick)

### GAME STATISTICS

STANFORD	NU
17	17
27	54
104	255
19	30
85	225
155	105
35	25
20	12
1	0
62	79
240	330
2-1	2-0
5-25	5-57
0-0-0	1-17-0
7-322	5-194
46.0	38.8
1-8-0	1-7-0
4-90-0	1-19-0
28:08	31:52
3/15	12/22
0-0	3-11

### INDIVIDUAL LEADERS

RUSHING:	PASSING:	RECEIVING:
STAN—McCaffrey 12-66-0	STAN—Hogan 20-35-155-1	STAN—Hooper 5-45-0
NU—Jackson 28-134-0	NU—Thorson 12-24-105-0	NU—Jones 5-52-0

**N**

**RECORD BOOK**



# TOTAL OFFENSE

## GAME

### Most Yards

No.	Name	Opponent, Year	Yards
1.	Mike Kafka	Auburn, 2010	562
2.	Brett Basanez	Texas Christian, 2004	548
3.	Zak Kustok	Bowling Green, 2001	532
4.	C.J. Bachér	Michigan State, 2007	525
5.	Brett Basanez	Purdue, 2005	506
6.	C.J. Bachér	Minnesota, 2007	491
7.	Brett Basanez	UCLA, 2005	448
8.	Mike Greenfield	Northern Illinois, 1985	446
9.	Trevor Siemian	Illinois, 2013	443
10.	Sandy Schwab	Michigan, 1982	431

### Most Yards in First Game of Career

No.	Name	Opponent, Year	Yards
1.	Tom Myers	South Carolina, 1962	298
2.	Gavin Hoffman	UNLV, 1998	267
3.	Len Williams	Duke, 1990	249
4.	Zak Kustok	Minnesota, 1999	108
5.	Mike Kafka	Miami (Ohio), 2006	195
6.	Mike Kerrigan	Wyoming, 1979	193
7.	Clayton Thorson	Stanford, 2015	173
8.	Brett Basanez	Air Force, 2002	148
9.	Sandy Schwab	Illinois, 1982	148
10.	Dave Shelbourne	Miami (Fla.), 1968	129

### Most Yards as Freshman

No.	Name	Opponent, Year	Yards
1.	Sandy Schwab	Michigan, 1982	431
2.	Sandy Schwab	Ohio State, 1982	408
3.	Brett Basanez	Illinois, 2002	361
4.	Sandy Schwab	Purdue, 1982	352
5.	Kevin Villars	Minnesota, 1981	319
6.	Clayton Thorson	Nebraska, 2015	303
7.	Clayton Thorson	Ball State, 2015	301
8.	Sandy Schwab	Michigan State, 1982	295
9.	Brett Basanez	Ohio State, 2002	285
10.	Brett Basanez	Navy, 2002	279

### Most Yards as Sophomore

No.	Name	Opponent, Year	Yards
1.	Mike Greenfield	Northern Illinois, 1985	446
2.	Sandy Schwab	Purdue, 1983	404
3.	Clayton Thorson	Purdue, 2016	354
4.	Trevor Siemian	Indiana, 2012	315
5.	Clayton Thorson	Indiana, 2016	307
6.	Mitch Anderson	Michigan State, 1972	307
7.	Maurie Daigneau	Purdue, 1969	304
8.	Sandy Schwab	Syracuse, 1983	302
9.	Clayton Thorson	Ohio State, 2016	300
10.	Tom Myers	South Carolina, 1962	298

### Most Yards as Junior

No.	Name	Opponent, Year	Yards
1.	Brett Basanez	Texas Christian, 2004	548
2.	C.J. Bachér	Michigan State, 2007	525
3.	C.J. Bachér	Minnesota, 2007	491
4.	Trevor Siemian	Illinois, 2013	433
5.	Dan Persa	Minnesota, 2010	408
6.	C.J. Bachér	Duke, 2007	403
7.	Len Williams	Michigan State, 1992	392
8.	Brett Basanez	Hawai'i, 2004	379
9.	Zak Kustok	Michigan, 2000	377
10.	Dan Persa	Iowa, 2010	368

### Most Yards as Senior

No.	Name	Opponent, Year	Yards
1.	Mike Kafka	Auburn, 2010	562
2.	Zak Kustok	Bowling Green, 2001	532
3.	Brett Basanez	Purdue, 2005	506
4.	Brett Basanez	UCLA, 2005	448
5.	Brett Basanez	Wisconsin, 2005	430
6.	Zak Kustok	Penn State, 2001	413
7.	Brett Basanez	Iowa, 2005	393
8.	Mike Kafka	Syracuse, 2009	383
9.	Mike Kafka	Indiana, 2009	377
10.	Brett Basanez	Ohio, 2005	366

### Most Yards/Attempt by QB (min. 20 attempts)

No.	Name	Opponent, Year	Yards/Att.
1.	Trevor Siemian	Syracuse, 2013	13.15
2.	Dan Persa	Indiana, 2011	12.58
3.	Dan Persa	Rice, 2011	10.63
4.	Brett Basanez	Michigan State, 2005	9.94
5.	C.J. Bachér	Michigan State, 2007	9.91
6.	Maurie Daigneau	Iowa, 1971	9.63
7.	Clayton Thorson	Purdue, 2016	9.57
8.	Trevor Siemian	Indiana, 2012	9.55
9.	Gavin Hoffman	UNLV, 1998	9.21
10.	Trevor Siemian	Ohio State, 2013	9.12

### Most Pass-Rush Plays (Since 1998)

No.	Name	Opponent, Year	Attempts
1.	Mike Kafka	Auburn, 2010	98
2.	Brett Basanez	UCLA, 2005	78
3.	Zak Kustok	UNLV, 2001	70
3.	C.J. Bachér	Michigan State, 2008	69
5.	Brett Basanez	Texas Christian, 2004	69
5.	Zak Kustok	Bowling Green, 2001	68
6.	Mike Kafka	Michigan State, 2009	65
6.	C.J. Bachér	Minnesota, 2007	65
8.	Mike Kafka	Indiana, 2009	63
8.	Brett Basanez	Iowa, 2005	63
	Zak Kustok	Iowa, 2000	63

### Points Responsible For (since 1998)

No.	Name	Opponent, Year	Points
1.	Mike Kafka	Auburn, 2010	30 (4Pa, 1Ru)
	C.J. Bachér	Minnesota, 2007	30 (4Pa, 1Ru)
	C.J. Bachér	Michigan State, 2007	30 (5Pa)
	Zak Kustok	Bowling Green, 2001	30 (3Pa, 2Ru)
	Zak Kustok	UNLV, 2001	30 (2Pa, 3Ru)
6.	Clayton Thorson	Purdue, 2016	24 (3Pa, 1Ru)
	Clayton Thorson	Michigan State, 2016	24 (3Pa, 1Ru)
	Clayton Thorson	Iowa, 2016	24 (3Pa, 1Ru)
	Trevor Siemian	Illinois, 2013	24 (4Pa)
	Kain Colter	Illinois, 2012	24 (3Pa, 1Ru)
	Kain Colter	Iowa, 2012	24 (1Pa, 3Ru)
	Kain Colter	Indiana, 2012	24 (4Ru)
	Dan Persa	Rice, 2011	24 (4Pa)
	Dan Persa	Illinois, 2011	24 (4Pa)
	Mike Kafka	Syracuse, 2009	24 (3Pa, 1Ru)
	C.J. Bachér	Purdue, 2008	24 (3Pa, 1Ru)
	C.J. Bachér	Michigan State, 2006	24 (3Pa, 1Ru)
	Brett Basanez	Illinois, 2005	24 (2Pa, 2Ru)
	Brett Basanez	Michigan State, 2005	24 (2Pa, 2Ru)
	Brett Basanez	Purdue, 2005	24 (3Pa, 1Ru)
	Brett Basanez	Wisconsin, 2005	24 (3Pa, 1Ru)
	Brett Basanez	Texas Christian, 2004	24 (4Pa)
	Zak Kustok	Illinois, 2001	24 (4Pa)
	Zak Kustok	Penn State, 2001	24 (1Pa, 3Ru)
	Zak Kustok	Michigan, 2000	24 (2Pa, 2Ru)
	Zak Kustok	Minnesota, 2000	24 (2Pa, 2Ru)
	Gavin Hoffman	Hawai'i, 1998	24 (3Pa, 1Ru)

## SEASON

### Most Yards

No.	Name	Year	Yards
1.	Brett Basanez	2005	4,045
2.	Mike Kafka	2009	3,725
3.	C.J. Bachér	2007	3,687
4.	Clayton Thorson	2016	3,280
5.	Zak Kustok	2001	3,272
6.	Dan Persa	2010	3,100
7.	Brett Basanez	2004	3,096
8.	Zak Kustok	2000	2,894
9.	C.J. Bachér	2008	2,662
10.	Steve Schnur	1996	2,600

### Most Yards as Freshman

No.	Name	Year	Yards
1.	Sandy Schwab	1982	2,555
2.	Brett Basanez	2002	2,300
3.	Gavin Hoffman	1998	2,044
4.	Clayton Thorson	2015	1,919
5.	Len Williams	1990	1,840
6.	Tyrell Sutton	2005	1,474
7.	Justin Jackson	2014	1,187
8.	Mike Greenfield	1984	724
9.	Dave Mishler	1977	602
10.	Dennis Lundy	1991	568

### Most Yards as Sophomore

No.	Name	Year	Yards
1.	Clayton Thorson	2016	3,280
2.	Mike Greenfield	1985	2,222
3.	Brett Basanez	2003	2,135
4.	Len Williams	1991	1,837
5.	Darnell Autry	1995	1,785
6.	Sandy Schwab	1983	1,763
7.	Dave Shelbourne	1968	1,514
8.	Tom Myers	1962	1,435
9.	Justin Jackson	2015	1,418
10.	Trevor Siemian	2012	1,360

### Most Yards by a Junior

No.	Name	Year	Yards
1.	C.J. Bachér	2007	3,687
2.	Dan Persa	2010	3,100
3.	Brett Basanez	2004	3,096
4.	Zak Kustok	2000	2,894
5.	Len Williams	1992	2,229
6.	Trevor Siemian	2014	2,182
7.	Mike Greenfield	1986	2,071
8.	Damien Anderson	2000	2,063
9.	Steve Schnur	1995	1,818
10.	Mike Kerrigan	1980	1,789

### Most Yards by a Senior

No.	Name	Year	Yards
1.	Brett Basanez	2005	4,045
2.	Mike Kafka	2009	3,725
3.	Zak Kustok	2001	3,272
4.	C.J. Bachér	2008	2,662
5.	Steve Schnur	1996	2,600
6.	Dan Persa	2010	2,408
7.	Tim O'Brien	1989	2,262
8.	Len Williams	1993	2,123
9.	Trevor Siemian	2014	2,091
10.	Tim Hughes	1996	1,788

### Most Yards/Plays by QB (min. 200 attempts)

No.	Name	Year	Yards/Att.
1.	Brett Basanez	2005	6.63
2.	Dan Persa	2010	6.40
3.	Trevor Siemian	2013	6.31
4.	Kain Colter	2011	6.12
5.	C.J. Bachér	2007	6.07
6.	Steve Schnur	1996	5.95
7.	Steve Schnur	1995	5.94
8.	Brett Basanez	2002	5.87
9.	Randy Dean	1976	5.82
10.	Mike Kafka	2009	5.80

### Most Yards/Game as QB (min. 9 games)

No.	Name	Year	Yards/Gm.
1.	Brett Basanez	2005	337.1
2.	Dan Persa	2010	310.0
3.	C.J. Bachér	2007	307.3
4.	Zak Kustok	2001	297.5
5.	Mike Kafka	2009	286.5
6.	Brett Basanez	2004	258.0
7.	Clayton Thorson	2016	252.3
8.	C.J. Bachér	2008	242.0
9.	Zak Kustok	2000	241.2
10.	Dan Persa	2011	240.8

### Most 200-Yard Games (Since 1998)

No.	Name	Year	Games
1.	Brett Basanez	2005	11
2.	Clayton Thorson	2016	10
	Dan Persa	2010	10
	C.J. Bachér	2007	10
5.	Mike Kafka	2009	9
	C.J. Bachér	2008	9
	Zak Kustok	2001	9
	Zak Kustok	2000	9
9.	Brett Basanez	2004	7
	Brett Basanez	2002	7

### Most Plays

No.	Name	Year	Attempts
1.	Mike Kafka	2009	642
2.	Brett Basanez	2005	610
3.	C.J. Bachér	2007	607
4.	Zak Kustok	2001	579
5.	Clayton Thorson	2016	575
6.	Brett Basanez	2004	543
7.	Zak Kustok	2000	529
8.	Sandy Schwab	1982	504
9.	Mike Greenfield	1985	503
10.	C.J. Bachér	2008	492

### Most Plays/Game (min. 9 games)

No.	Name	Year	Attempts/Gm.
1.	Zak Kustok	2001	52.64
2.	Brett Basanez	2005	50.83
3.	C.J. Bachér	2007	50.58
4.	Mike Kafka	2009	49.38
5.	Dan Persa	2010	46.60
6.	Sandy Schwab	1982	45.82
7.	Mike Greenfield	1985	45.73
8.	Sandy Schwab	1983	45.44
9.	Brett Basanez	2004	45.25
10.	Clayton Thorson	2016	44.23



Quarterback **Clayton Thorson** collected 3,280 yards of total offense as a in 2016, the most-ever by a Wildcat sophomore — surpassing the former mark by over 1,000 yards.

### Points Responsible For

No.	Name	Year	Points
1.	Zak Kustok	2001	186
2.	Brett Basanez	2005	168
	Zak Kustok	2000	168
4.	<b>Clayton Thorson</b>	<b>2016</b>	<b>162</b>
5.	Dan Persa	2010	144
	Mike Kafka	2009	144
7.	C.J. Bachér	2007	138
8.	Kain Colter	2012	120
	C.J. Bachér	2008	120
10.	Dan Persa	2011	108
	Steve Schnur	1996	108
	Tim O'Brien	1989	108
	Sandy Schwab	1982	108

### Points Responsible For/Game (min. 9 games)

No.	Name	Year	Points/Gm.
1.	Zak Kustok	2001	16.91
	Dan Persa	2010	14.40
3.	Brett Basanez	2005	14.00
	Zak Kustok	2000	14.00
5.	<b>Clayton Thorson</b>	<b>2016</b>	<b>12.16</b>
6.	C.J. Bachér	2007	11.50
7.	Mike Kafka	2009	11.08
8.	C.J. Bachér	2008	10.91
9.	Dan Persa	2011	10.80
10.	Tim O'Brien	1989	9.82
	Sandy Schwab	1982	9.82

## CAREER

### Most Yards

No.	Name	Years	Yards
1.	Brett Basanez	2002-05	11,576
2.	Len Williams	1990-93	8,029
3.	C.J. Bachér	2005-08	7,571
4.	Zak Kustok	1999-01	7,116
5.	Mike Greenfield	1984-87	6,707
6.	Trevor Siemian	2011-14	5,908
7.	Dan Persa	2008-11	5,897
8.	Steve Schnur	1993-96	5,542
9.	Sandy Schwab	1982-85	5,401
10.	<b>Clayton Thorson</b>	<b>2015-</b>	<b>5,199</b>

### Most Yards/Attempt as QB (min. 400 attempts)

No.	Name	Years	Yards/Att.
1.	Dan Persa	2008-11	6.36
2.	Brett Basanez	2002-05	5.86
3.	Steve Schnur	1993-96	5.84
4.	C.J. Bachér	2005-08	5.79
5.	Mike Kafka	2006-09	5.69
6.	Kain Colter	2010-13	5.64
7.	Tim O'Brien	1988-89	5.56
8.	Trevor Siemian	2011-14	5.50
9.	Tom Myers	1962-64	5.50
10.	<b>Clayton Thorson</b>	<b>2015-</b>	<b>5.36</b>

### Most Yards/Game as QB (min. 20 games)

No.	Name	Years	Yards/Game
1.	Brett Basanez	2002-05	246.30
2.	Zak Kustok	1999-01	237.20
3.	C.J. Bachér	2005-08	222.00
4.	<b>Clayton Thorson</b>	<b>2015-</b>	<b>199.96</b>
5.	Dan Persa	2008-11	196.57
6.	Len Williams	1990-93	186.72
7.	Mike Greenfield	1984-87	171.97
8.	Mike Kafka	2006-09	171.73
9.	Sandy Schwab	1982-85	168.78
10.	Steve Schnur	1993-96	142.10

### Most 200-Yard Games (Since 1998)

No.	Name	Years	Games
1.	Brett Basanez	2002-05	31
2.	C.J. Bachér	2005-08	23
3.	Zak Kustok	1999-01	19
4.	Dan Persa	2008-11	17
5.	Trevor Siemian	2011-14	13
	Mike Kafka	2006-09	13
7.	<b>Clayton Thorson</b>	<b>2015-</b>	<b>12</b>

### Most Plays

No.	Name	Years	Attempts
1.	Brett Basanez	2002-05	1,975
2.	Len Williams	1990-93	1,614
3.	Mike Greenfield	1984-87	1,415
4.	Zak Kustok	1999-01	1,353
5.	C.J. Bachér	2005-08	1,304
6.	Sandy Schwab	1982-85	1,189
7.	Trevor Siemian	2011-14	1,076
8.	<b>Clayton Thorson</b>	<b>2015-</b>	<b>970</b>
9.	Damien Anderson	1998-01	953
10.	Steve Schnur	1993-96	949

### Most Plays/Game (min. 20 games)

No.	Name	Years	Attempts/Gm.
1.	Zak Kustok	1999-01	45.10
2.	Brett Basanez	2002-05	42.02
3.	C.J. Bachér	2005-08	38.35
4.	Len Williams	1990-93	37.53
5.	<b>Clayton Thorson</b>	<b>2015-</b>	<b>37.31</b>
6.	Sandy Schwab	1982-85	37.16
7.	Mike Greenfield	1984-87	36.28
8.	Dan Persa	2008-11	30.90
9.	Mike Kafka	2006-09	30.17
10.	Mike Kerrigan	1979-81	28.69

### Points Responsible For (Since 1998)

No.	Name	Years	Points
1.	Zak Kustok	1999-01	384
	Brett Basanez	2002-05	372
2.	Len Williams	1990-93	330
3.	C.J. Bachér	2005-08	306
4.	Kain Colter	2010-13	276
5.	Dan Persa	2008-11	264
6.	<b>Clayton Thorson</b>	<b>2015-</b>	<b>234</b>
7.	Steve Schnur	1993-96	228
	Damien Anderson	1998-01	228
9.	Darnell Autry	1994-96	210
	Mike Greenfield	1984-87	210

### Points Responsible For/Game (min. 20 games)

No.	Name	Years	Points/Gm.
1.	Zak Kustok	1999-01	12.80
2.	<b>Clayton Thorson</b>	<b>2015-</b>	<b>9.00</b>
	C.J. Bachér	2005-08	9.00
4.	Dan Persa	2008-11	8.80
5.	Otto Graham	1941-43	8.16
6.	Brett Basanez	2002-05	7.91
7.	Len Williams	1990-93	7.67
8.	Kain Colter	2010-13	6.00
	Mike Kafka	2006-09	6.00
	Damien Anderson	1998-01	6.00
	Darnell Autry	1994-96	6.00
	Maurie Daigneau	1969-71	6.00

## YEARLY LEADERS

Year	Player	Yards
1937	Don Heap	657
1938	Ollie Hahnstein	517
1939	Bill DeCorrevont	498
1940	Bill DeCorrevont	449
1941	Otto Graham	856
1942	Otto Graham	1,326
1943	Otto Graham	756
1944	John Yungwirth	613
1945	James Farrar	713
1946	Art Murakowski	416
1947	Don Burson	404
1948	Art Murakowski	622
1949	Don Burson	775
1950	Dick Flowers	1,025
1951	Bob Burson	786
1952	Dick Thomas	1,208
1953	Dick Thomas	931
1954	Dale Pienta	411
1955	Dale Pienta	366
1956	Bob McKeiver	592
1957	Ron Burton	389
1958	Dick Thornton	1,078
1959	John Talley	805
1960	Dick Thornton	997
1961	Tom O'Grady	571
1962	Tom Myers	1,435
1963	Tom Myers	1,292
1964	Tom Myers	769
1965	Bob McKelvey	578
1966	Bill Melzer	1,170
1967	Bill Melzer	1,205
1968	Dave Shelbourne	1,514
1969	Maurie Daigneau	1,051
1970	Mike Adamle	1,325
1971	Maurie Daigneau	1,678
1972	Mitch Anderson	1,174
1973	Mitch Anderson	1,083
1974	Mitch Anderson	1,109
1975	Randy Dean	1,299
1976	Randy Dean	1,561
1977	Scott Stranski	640
1978	Kevin Strasser	1,306
1979	Mike Kerrigan	895
1980	Mike Kerrigan	1,789
1981	Mike Kerrigan	1,172
1982	Sandy Schwab	2,555
1983	Sandy Schwab	1,763
1984	Sandy Schwab	829
1985	Mike Greenfield	2,222
1986	Mike Greenfield	2,071
1987	Mike Greenfield	1,690
1988	Greg Bradshaw	1,687
1989	Tim O'Brien	2,262
1990	Len Williams	1,840
1991	Len Williams	1,837
1992	Len Williams	2,229
1993	Len Williams	2,123
1994	Steve Schnur	899
1995	Steve Schnur	1,818
1996	Steve Schnur	2,600
1997	Tim Hughes	1,788
1998	Gavin Hoffman	2,044
1999	Damien Anderson	1,312
2000	Zak Kustok	2,894
2001	Zak Kustok	3,272
2002	Brett Basanez	2,300
2003	Brett Basanez	2,135
2004	Brett Basanez	3,096
2005	Brett Basanez	4,045
2006	C.J. Bachér	1,138
2007	C.J. Bachér	3,687
2008	C.J. Bachér	2,662
2009	Mike Kafka	3,725
2010	Dan Persa	3,100
2011	Dan Persa	2,408
2012	Kain Colter	1,763
2013	Trevor Siemian	2,182
2014	Trevor Siemian	2,091
2015	Clayton Thorson	1,919
2016	Clayton Thorson	3,280



# PASSING

## GAME

### Most Yards

No.	Name	Opponent, Year	Yards
1.	Mike Kafka	Auburn, 2010	532
2.	C.J. Bachér	Michigan State, 2007	520
3.	Brett Basanez	Texas Christian, 2004	513
4.	C.J. Bachér	Minnesota, 2007	470
5.	Brett Basanez	Purdue, 2005	463
6.	Mike Greenfield	Northern Illinois, 1985	446
7.	Sandy Schwab	Michigan, 1982	436
8.	Zak Kustok	Bowling Green, 2001	421
9.	Brett Basanez	UCLA, 2005	416
10.	Trevor Siemian	Illinois, 2013	414

### Most Yards in First Game of Career

No.	Name	Opponent, Year	Yards
1.	Tom Myers	South Carolina, 1962	275
2.	Gavin Hoffman	UNLV, 1998	265
3.	Len Williams	Duke, 1990	231
4.	Mike Kerrigan	Wyoming, 1979	193
5.	Sandy Schwab	Illinois, 1982	187
6.	Zak Kustok	Minnesota, 1999	174
7.	Brett Basanez	Air Force, 2002	148
8.	Dave Shelbourne	Miami (Fla.), 1968	129
9.	Mike Kafka	Miami (Ohio), 2006	106
10.	Clayton Thorson	Stanford, 2015	105

### Most Yards by Freshman (since 1998)

No.	Name	Opponent, Year	Yards
1.	Brett Basanez	Illinois, 2002	368
2.	Brett Basanez	Ohio State, 2002	283
3.	Gavin Hoffman	Hawaii, 1998	272
4.	Gavin Hoffman	UNLV, 1998	265
5.	Brett Basanez	Navy, 2002	260
6.	Brett Basanez	Indiana, 2002	256
	Clayton Thorson	Ball State, 2015	256
8.	Gavin Hoffman	Iowa, 1998	250

### Most Yards by Sophomore (since 1998)

No.	Name	Opponent, Year	Yards
1.	Clayton Thorson	Purdue, 2016	352
2.	Clayton Thorson	Duke, 2016	320
3.	Trevor Siemian	Indiana, 2012	308
4.	Clayton Thorson	Indiana, 2016	285
5.	Clayton Thorson	Michigan State, 2016	281
6.	Clayton Thorson	Wisconsin, 2016	277
7.	Clayton Thorson	Minnesota, 2016	276
8.	C.J. Bachér	Illinois, 2006	269
9.	Clayton Thorson	Ohio State, 2016	256
10.	Clayton Thorson	Nebraska, 2016	249

### Most Yards by Junior (since 1998)

No.	Name	Opponent, Year	Yards
1.	C.J. Bachér	Michigan State, 2007	520
2.	Brett Basanez	Texas Christian, 2004	513
3.	C.J. Bachér	Minnesota, 2007	470
4.	Trevor Siemian	Illinois, 2013	414
5.	C.J. Bachér	Duke, 2007	368
6.	C.J. Bachér	Eastern Michigan, 2007	361
7.	Zak Kustok	Michigan, 2000	322
8.	Brett Basanez	Hawaii, 2004	319
9.	Dan Persa	Iowa, 2010	318
10.	C.J. Bachér	Illinois, 2007	310

### Most Yards by Senior (since 1998)

No.	Name	Opponent, Year	Yards
1.	Mike Kafka	Auburn, 2010	532
2.	Brett Basanez	Purdue, 2005	463
3.	Zak Kustok	Bowling Green, 2001	421
4.	Brett Basanez	UCLA, 2005	416
5.	Mike Kafka	Syracuse, 2009	390
6.	Dan Persa	Rice, 2011	372
7.	Brett Basanez	Wisconsin, 2005	361
8.	Brett Basanez	Ohio, 2005	353
9.	Brett Basanez	Iowa, 2005	338
10.	Dan Persa	Michigan, 2011	331
	Brett Basanez	Michigan State, 2005	331

### Most Yards by Reserve QB (since 1998)

No.	Name	Opponent, Year	Yards
1.	Trevor Siemian	California, 2013	276
2.	Trevor Siemian	Syracuse, 2013	259
3.	Trevor Siemian	Penn State, 2012	258
4.	Trevor Siemian	Ohio State, 2013	245
5.	Trevor Siemian	Michigan State, 2013	227
6.	Zak Kustok	Minnesota, 1999	173
7.	Trevor Siemian	Michigan State, 2012	165
8.	Trevor Siemian	Wisconsin, 2013	163
9.	Trevor Siemian	Michigan, 2013	159
10.	Alexander Webb	Miami (Ohio), 2003	147
11.	Trevor Siemian	Boston College, 2012	123
12.	Trevor Siemian	Mississippi State, 2013	120
13.	Trevor Siemian	Nebraska, 2012	116
14.	Kain Colter	Nebraska, 2011	115
15.	Zack Oliver	Penn State, 2015	111

### Most Yards/Completion (min. 10 completions) (Since 1998)

No.	Name	Opponent, Year	Yards/Comp.
1.	Nick Kreinbrink	Texas Christian, 1999	20.00
2.	Trevor Siemian	Ohio State, 2013	18.85
3.	Clayton Thorson	Duke, 2016	17.78
4.	Trevor Siemian	Syracuse, 2013	17.27
5.	Brett Basanez	Hawaii, 2004	16.79
6.	Gavin Hoffman	Penn State, 1998	16.36
7.	C.J. Bachér	Michigan State, 2006	16.33
8.	Dan Persa	Indiana, 2011	16.31
9.	Zak Kustok	Bowling Green, 2001	16.19
10.	C.J. Bachér	Duke, 2008	16.14

### Most Attempts

No.	Name	Opponent, Year	Attempts
1.	Mike Kafka	Auburn, 2010	78
2.	Sandy Schwab	Michigan, 1982	71
3.	Brett Basanez	UCLA, 2005	70
4.	Brett Basanez	Texas Christian, 2004	62
5.	C.J. Bachér	Michigan State, 2008	61
6.	Sandy Schwab	Purdue, 1983	59
7.	C.J. Bachér	Minnesota, 2007	58
8.	Brett Basanez	Purdue, 2005	55
	Len Williams	Minnesota, 1993	55
	Mike Kerrigan	Illinois, 1981	55

### Most Attempts by Reserve QB (Since 1998)

No.	Name	Opponent, Year	Attempts
1.	Trevor Siemian	Michigan State, 2013	43
2.	Trevor Siemian	Penn State, 2012	36
3.	Trevor Siemian	Nebraska, 2012	35
4.	Trevor Siemian	Wisconsin, 2013	34
5.	Trevor Siemian	Michigan, 2013	30
6.	Trevor Siemian	California, 2013	29
7.	Zack Oliver	Penn State, 2015	24
8.	Alexander Webb	Miami (Ohio), 2003	24
9.	Trevor Siemian	Michigan State, 2012	23
10.	Trevor Siemian	Mississippi State, 2013	21

### Most Completions

No.	Name	Opponent, Year	Completions
1.	Mike Kafka	Auburn, 2010	47
2.	Sandy Schwab	Michigan, 1982	45
3.	C.J. Bachér	Minnesota, 2007	41
4.	Brett Basanez	Texas Christian, 2004	39
5.	C.J. Bachér	Michigan State, 2007	38
	Brett Basanez	UCLA, 2005	38
7.	Brett Basanez	Purdue, 2005	37
8.	Sandy Schwab	Purdue, 1983	36
9.	Mike Kafka	Syracuse, 2009	35
10.	Mike Kafka	Michigan State, 2009	34
	C.J. Bachér	Michigan State, 2008	34

### Most Completions by Reserve QB (Since 1998)

No.	Name	Opponent, Year	Completions
1.	Trevor Siemian	Michigan State, 2013	25
2.	Trevor Siemian	California, 2013	23
3.	Trevor Siemian	Penn State, 2012	21
4.	Trevor Siemian	Michigan, 2013	20
5.	Trevor Siemian	Syracuse, 2013	15
	Trevor Siemian	Nebraska, 2012	15
7.	Trevor Siemian	Boston College, 2012	14
8.	Trevor Siemian	Wisconsin, 2013	13
	Trevor Siemian	Ohio State, 2013	13
	Trevor Siemian	Michigan State, 2012	13

### Highest Completion Percentage (min. 30 attempts) (Since 1998)

No.	Name	Opponent, Year	Percentage
1.	Mike Kafka	Syracuse, 2009	83.3
2.	Brett Basanez	Illinois, 2005	80.6
3.	Brett Basanez	Michigan State, 2005	80.0
4.	C.J. Bachér	Michigan State, 2007	79.2
5.	C.J. Bachér	Indiana, 2007	78.8
6.	Dan Persa	Rice, 2011	78.1
7.	Clayton Thorson	Michigan State, 2016	77.1
8.	Dan Persa	Iowa, 2011	76.9
9.	Dan Persa	Minnesota, 2010	76.7
10.	Dan Persa	Central Michigan, 2010	76.7

### Most Pass Attempts Without Interception (Since 1998)

No.	Name	Opponent, Year	Attempts
1.	C.J. Bachér	Minnesota, 2007	58
2.	Brett Basanez	Purdue, 2005	55
3.	Clayton Thorson	Wisconsin, 2016	52
4.	Zak Kustok	UNLV, 2001	49
5.	C.J. Bachér	Michigan State, 2007	48
6.	Mike Kafka	Michigan State, 2009	47
7.	Clayton Thorson	Minnesota, 2016	45
	C.J. Bachér	Nevada, 2007	45
	Zak Kustok	Iowa, 2000	45
10.	Trevor Siemian	Illinois, 2013	44
	Mike Kafka	Purdue, 2009	44

### Most Touchdowns

No.	Name	Opponent, Year	Touchdowns
1.	C.J. Bachér	Michigan State, 2007	5
	Mitch Anderson	Minnesota, 1973	5
3.	Trevor Siemian	Illinois, 2013	4
	Dan Persa	Rice, 2011	4
	Dan Persa	Illinois, 2011	4
	Mike Kafka	Auburn, 2010	4
	C.J. Bachér	Minnesota, 2007	4
8.	Many, most recently by...		
	Clayton Thorson	Purdue, 2016	3

### Most Touchdowns in First Game of Career

No.	Name	Opponent, Year	Touchdowns
1.	Gavin Hoffman	UNLV, 1998	2
	Sandy Schwab	Illinois, 1982	2
	Tom Myers	South Carolina, 1962	2
4.	Many, most recently by...		
	Trevor Siemian	Eastern Illinois, 2011	1

### Most Touchdowns by Freshman (Since 1998)

No.	Name	Opponent, Year	Touchdowns
1.	Clayton Thorson	Ball State, 2015	3
	Gavin Hoffman	Hawaii, 1998	3
	Gavin Hoffman	Purdue, 1998	3
	Sandy Schwab	Ohio State, 1982	3
5.	Gavin Hoffman	Iowa, 1998	2
	Gavin Hoffman	UNLV, 1998	2

### Most Touchdowns by Sophomore (Since 1998)

No.	Name	Opponent, Year	Touchdowns
1.	Clayton Thorson	Purdue, 2016	3
	Clayton Thorson	Indiana, 2016	3
	Clayton Thorson	Michigan State, 2016	3
	Clayton Thorson	Iowa, 2016	3
	Clayton Thorson	Duke, 2016	3
	C.J. Bachér	Michigan State, 2006	3

### Most Touchdowns by Junior

No.	Name	Opponent, Year	Touchdowns
1.	C.J. Bachér	Michigan State, 2007	5
2.	Trevor Siemian	Illinois, 2013	4
	C.J. Bachér	Minnesota, 2007	4
	Brett Basanez	Texas Christian, 2004	4
5.	C.J. Bachér	Nevada, 2007	3
	Kain Colter	Illinois, 2012	3
	Dan Persa	Vanderbilt, 2010	3
	Trevor Siemian	Syracuse, 2013	3

### Most Touchdowns by Senior (Since 1998)

No.	Name	Opponent, Year	Touchdowns
1.	Dan Persa	Rice, 2011	4
	Dan Persa	Illinois, 2011	4
	Mike Kafka	Auburn, 2010	4
	Zak Kustok	Illinois, 2001	4
5.	Dan Persa	Indiana, 2011	3
	Mike Kafka	Syracuse, 2009	3
	C.J. Bachér	Purdue, 2008	3
	C.J. Bachér	Iowa, 2008	3
	C.J. Bachér	Syracuse, 2008	3
	C.J. Bachér	Missouri, 2008	3
	Brett Basanez	Purdue, 2005	3
	Brett Basanez	Wisconsin, 2005	3
	Zak Kustok	Bowling Green, 2001	3

### Most Touchdowns by Reserve QB (Since 1998)

No.	Name	Opponent, Year	Touchdowns
1.	Trevor Siemian	Syracuse, 2013	3
2.	Trevor Siemian	Michigan, 2012	2
	Trevor Siemian	Nebraska, 2012	2
	Trevor Siemian	Ohio State, 2012	2
	Kain Colter	Indiana, 2011	2

### Longest Pass Plays

No.	Names	Opponent, Year	Yards
1.	Mitch Anderson to Jim Lash	Michigan State, 1972	94
2.	Dan Persa to Jeremy Ebert	Rice, 2011	90
3.	Gavin Hoffman to D'Wayne Bates	Penn State, 1998	81
	Mitch Anderson to Jim Lash	Indiana, 1972	81
5.	Kain Colter to Jeremy Ebert	Nebraska, 2011	80
	Zak Kustok to Kunle Patrick	Bowling Green, 2001	80
	Sandy Schwab to Jon Harvey	Ohio State, 1982	80
	Rick Venturi to Ron Rector	Illinois, 1965	80
9.	Kevin Strasser to Mike McGee	Wisconsin, 1978	79
10.	C.J. Bachér to Jeff Yarbrough	Michigan State, 2007	78
	Steve Schnur to D'Wayne Bates	Penn State, 1996	78
	Tom Myers to Ron Rector	Illinois, 1964	78
	John Talley to Irv Cross	Notre Dame, 1959	78

### Miscellaneous Records

#### Most Yards in Half

**367** — Mike Greenfield vs. Northern Illinois, 1985

#### Most Touchdowns in Half

**4** — C.J. Bachér vs. Michigan State, 2007

#### Most Yards in Two Consecutive Games

**990** — C.J. Bachér vs. Michigan State and Minnesota, 2007

#### Most Yards in Three Consecutive Games

**1,351** — C.J. Bachér vs. Michigan State, Minnesota, and Eastern Michigan, 2007

#### Most Yards in Four Consecutive Games

**1,640** — C.J. Bachér vs. Michigan, Michigan State, Minnesota, and Eastern Michigan, 2007

#### Most Yards in Five Consecutive Games

**1,848** — C.J. Bachér vs. Michigan, Michigan State, Minnesota, Eastern Michigan, and Purdue, 2007

### Most Yards

No.	Name	Year	Yards
1.	C.J. Bachér	2007	3,656
2.	Brett Basanez	2006	3,622
3.	Mike Kafka	2009	3,430
4.	Clayton Thorson	2016	3,182
5.	Brett Basanez	2004	2,838
6.	Sandy Schwab	1982	2,735
7.	Zak Kustok	2001	2,692
8.	Steve Schnur	1996	2,632
9.	Dan Persa	2010	2,581
10.	C.J. Bachér	2008	2,432

### Most Yards Gained by a Freshman

No.	Name	Year	Yards
1.	Sandy Schwab	1982	2,735
2.	Brett Basanez	2002	2,204
3.	Gavin Hoffman	1998	2,199
4.	Len Williams	1990	1,700
5.	Clayton Thorson	2015	1,522

### Most Yards Gained by a Sophomore

No.	Name	Year	Yards
1.	Clayton Thorson	2016	3,182
2.	Mike Greenfield	1985	2,152
3.	Brett Basanez	2003	1,916
4.	Sandy Schwab	1983	1,838
5.	Len Williams	1991	1,630
6.	Tom Myers	1962	1,537
7.	Dave Shelbourne	1968	1,358
8.	Mitch Anderson	1972	1,333
9.	Trevor Siemian	2012	1,312
10.	Maurie Daigneau	1969	1,276

### Most Yards Gained by a Junior

No.	Name	Year	Yards
1.	C.J. Bachér	2007	3,656
2.	Brett Basanez	2004	2,838
3.	Dan Persa	2010	2,805
4.	Zak Kustok	2000	2,839
5.	Trevor Siemian	2013	2,149
6.	Len Williams	1992	2,110
7.	Mike Kerrigan	1980	1,816
8.	Steve Schnur	1995	1,792
9.	Mike Greenfield	1986	1,653
10.	Kevin Strasser	1978	1,526

### Most Yards Gained by a Senior

No.	Name	Year	Yards
1.	Brett Basanez	2005	3,622
2.	Mike Kafka	2009	3,430
3.	Zak Kustok	2001	2,692
4.	Steve Schnur	1996	2,632
5.	C.J. Bachér	2008	2,432
6.	Dan Persa	2011	2,376
7.	Tim O'Brien	1989	2,218
8.	Trevor Siemian	2014	2,214
9.	Len Williams	1993	2,047
10.	Tim Hughes	1997	1,862

### Most Yards/Game (min. 9 games)

No.	Name	Year	Yards/Gm.
1.	C.J. Bachér	2007	304.7
2.	Brett Basanez	2005	301.8
3.	Dan Persa	2010	280.5
4.	Mike Kafka	2009	263.8
5.	Sandy Schwab	1982	248.6
6.	Clayton Thorson	2016	244.8
7.	Zak Kustok	2001	244.7
8.	Dan Persa	2011	237.6
9.	Brett Basanez	2004	236.5
10.	C.J. Bachér	2008	221.1

### Most Yards/Attempt (min. 200 attempts)

No.	Name	Year	Yards/Att.
1.	Gavin Hoffman	1998	9.48
2.	Dan Persa	2010	9.29
3.	C.J. Bachér	2007	8.68
4.	Dan Persa	2011	8.60
5.	Len Williams	1991	7.69
6.	Brett Basanez	2005	7.29
7.	Trevor Siemian	2013	7.21
8.	Steve Schnur	1996	7.15
9.	Steve Schnur	1995	6.97
10.	Mike Kafka	2009	6.97

### Most Yards/Completion (min. 150 completions)

No.	Name	Year	Yards/Comp.
1.	Dan Persa	2010	12.64
2.	Gavin Hoffman	1998	12.49
3.	Trevor Siemian	2013	12.07
4.	Steve Schnur	1996	11.91
5.	Brett Basanez	2003	11.83
6.	Sandy Schwab	1982	11.69
7.	Len Williams	1992	11.66
8.	Zak Kustok	2001	11.65
9.	Brett Basanez	2002	11.60
10.	Zak Kustok	2000	11.60

### 200-Yard Passing Games (Since 1998)

No.	Name	Year	Games
1.	C.J. Bachér	2007	11
	Brett Basanez	2005	11
3.	Clayton Thorson	2016	9
	Dan Persa	2010	9
	Zak Kustok	2001	9
6.	Dan Persa	2011	8
	Mike Kafka	2009	8
8.	C.J. Bachér	2008	7
	Brett Basanez	2004	7
10.	Trevor Siemian	2014	6
	Trevor Siemian	2013	6
	Brett Basanez	2002	6

### 300-Yard Passing Games (Since 1998)

No.	Name	Year	Games
1.	Brett Basanez	2007	7
2.	Mike Kafka	2009	6
3.	C.J. Bachér	2007	5
4.	Dan Persa	2010	4

### Most Attempts

No.	Name	Year	Attempts
1.	Brett Basanez	2005	497
2.	Mike Kafka	2009	492
3.	Clayton Thorson	2016	478
4.	Brett Basanez	2004	460
5.	C.J. Bachér	2007	421
6.	Sandy Schwab	1982	416
7.	C.J. Bachér	2008	408
8.	Zak Kustok	2001	404
9.	Trevor Siemian	2014	391
10.	Steve Schnur	1996	368

### Most Attempts/Game (min. 9 games)

No.	Name	Year	Atts./Gm.
1.	Brett Basanez	2005	41.42
2.	Brett Basanez	2004	38.33
3.	Mike Kafka	2009	37.85
4.	Sandy Schwab	1982	37.82
5.	Sandy Schwab	1983	37.11
6.	C.J. Bachér	2008	37.09
7.	Clayton Thorson	2016	36.77
8.	Zak Kustok	2001	36.73
9.	Trevor Siemian	2014	35.55
10.	C.J. Bachér	2007	35.08

### Most Completions

No.	Name	Year	Completions
1.	Mike Kafka	2009	319
2.	C.J. Bachér	2007	318
3.	Brett Basanez	2005	314
4.	Clayton Thorson	2016	280
5.	Brett Basanez	2004	247
6.	C.J. Bachér	2008	245
7.	Sandy Schwab	1982	234
8.	Zak Kustok	2001	231
9.	Trevor Siemian	2014	228
10.	Dan Persa	2010	222

### Most Completions/Game (min. 9 games)

No.	Name	Year	Completions/Game
1.	C.J. Bachér	2007	26.50
2.	Brett Basanez	2005	26.17
3.	Mike Kafka	2009	24.54
4.	C.J. Bachér	2008	22.27
5.	Dan Persa	2010	22.20
6.	Dan Persa	2011	21.80
7.	Clayton Thorson	2016	21.54
8.	Sandy Schwab	1982	21.27
9.	Zak Kustok	2001	21.00
10.	Sandy Schwab	1983	20.89



# PASSING

## Most Games, 30+ Completions (Since 1998)

No.	Name	Year	Games
1.	Mike Kafka	2009	4
2.	Trevor Siemian	2014	3
	C.J. Bachér	2007	3
	Brett Basanez	2005	3
5.	Dan Persa	2011	2
	Dan Persa	2010	2

## Completion Percentage (min. 200 attempts)

No.	Name	Year	Percentage
1.	Gavin Hoffman	1998	.759
2.	C.J. Bachér	2007	.755
3.	Dan Persa	2010	.735
4.	Dan Persa	2011	.734
5.	Mike Kafka	2009	.648
6.	Len Williams	1992	.633
7.	Brett Basanez	2005	.632
8.	Tim O'Brien	1989	.620
9.	Len Williams	1991	.618
10.	Steve Schnur	1996	.601

## Pass Efficiency Rating (min. 200 attempts)

No.	Name	Year	Rating
1.	Dan Persa	2010	165.27
2.	Gavin Hoffman	1998	161.90
3.	Dan Persa	2011	154.78
4.	C.J. Bachér	2007	154.35
5.	Len Williams	1991	136.28
6.	Brett Basanez	2005	135.12
7.	Len Williams	1992	131.66
8.	Mike Kafka	2009	129.25
9.	Steve Schnur	1996	127.77
10.	Trevor Siemian	2013	126.45

## Lowest Interception Percentage (min. 100 atts.)

No.	Name	Year	Percentage
1.	Dan Persa	2010	1.32%
2.	Trevor Siemian	2012	1.38%
3.	Brett Basanez	2005	1.61%
4.	Clayton Thorson	2016	1.88%
5.	Zak Kustok	2000	1.93%
6.	Brett Basanez	2004	1.96%
7.	Brett Basanez	2002	2.15%
8.	Tim Hughes	1997	2.22%
9.	Steve Schnur	1995	2.33%
10.	Dan Persa	2011	2.36%

## Touchdown-to-Interception Ratio (min. 10 TDs)

No.	Name	Year	Ratio
1.	Dan Persa	2010	3.75
2.	Zak Kustok	2000	2.71
3.	Brett Basanez	2005	2.63
4.	Clayton Thorson	2016	2.44
5.	Dan Persa	2011	2.43
6.	Zak Kustok	2001	2.00
7.	Tim Hughes	1997	1.83
8.	Len Williams	1991	1.67
9.	Mitch Anderson	1973	1.33
10.	Len Williams	1990	1.33

## Completion-to-Interception Ratio (min. 200 comps.)

No.	Name	Year	Ratio
1.	Dan Persa	2010	55.50
2.	Trevor Siemian	2012	42.67
3.	Brett Basanez	2005	39.25
4.	Dan Persa	2011	31.14
5.	Clayton Thorson	2016	31.11
6.	Zak Kustok	2000	29.43
7.	Brett Basanez	2004	27.44
8.	Brett Basanez	2002	27.14
9.	Mike Kafka	2009	26.58
10.	Tim Hughes	1997	23.67

## Attempt-to-Interception Ratio (min. 200 atts.)

No.	Name	Year	Ratio
1.	Dan Persa	2010	75.50
2.	Trevor Siemian	2012	72.33
3.	Brett Basanez	2005	62.13
4.	Clayton Thorson	2016	53.11
5.	Zak Kustok	2000	51.86
6.	Brett Basanez	2004	51.11
7.	Brett Basanez	2002	46.43
8.	Tim Hughes	1997	45.00
9.	Steve Schnur	1995	42.83
10.	Dan Persa	2011	42.83

## Most Touchdown Passes

No.	Name	Year	Touchdowns
1.	Clayton Thorson	2016	22
2.	Brett Basanez	2005	21
3.	Zak Kustok	2001	20
4.	C.J. Bachér	2007	19
	Zak Kustok	2000	19
6.	Dan Persa	2011	17
	C.J. Bachér	2008	17
	Steve Schnur	1996	17
9.	Mike Kafka	2009	16
10.	Dan Persa	2010	15

## Most Touchdown Passes as Freshman

No.	Name	Year	Touchdowns
1.	Sandy Schwab	1982	14
2.	Gavin Hoffman	1998	13
3.	Len Williams	1990	12
4.	Clayton Thorson	2015	7
	Brett Basanez	2002	7

## Most Touchdown Passes as Sophomore

No.	Name	Year	Touchdowns
1.	Clayton Thorson	2016	22
2.	Tom Myers	1962	13
3.	Len Williams	1991	10
4.	Mitch Anderson	1972	7
	Maurie Daigneau	1969	7
	Dave Shelbourne	1968	7
	Dick Thornton	1958	7

## Most Touchdown Passes as Junior

No.	Name	Year	Touchdowns
1.	C.J. Bachér	2007	19
	Zak Kustok	2000	19
3.	Dan Persa	2010	15
4.	Mike Kerrigan	1980	12
	Mitch Anderson	1973	12
6.	Trevor Siemian	2013	11
	Len Williams	1992	11
8.	Maurie Daigneau	1970	10
	Dick Thomas	1952	10
10.	Steve Schnur	1995	9

## Most Touchdown Passes as Senior

No.	Name	Year	Touchdowns
1.	Brett Basanez	2005	21
2.	Zak Kustok	2001	20
3.	Dan Persa	2011	17
	C.J. Bachér	2008	17
	Steve Schnur	1996	17
6.	Mike Kafka	2009	16
7.	Tim O'Brien	1989	14
8.	Brett Basanez	2004	12
9.	Tim Hughes	1997	11
	Len Williams	1993	11

## Touchdowns/Game (min. 9 games)

No.	Name	Year	Touchdowns/Game
1.	Zak Kustok	2001	1.82
2.	Brett Basanez	2005	1.75
3.	Dan Persa	2011	1.70
4.	Clayton Thorson	2016	1.69
5.	Zak Kustok	2000	1.58
6.	C.J. Bachér	2007	1.58
7.	C.J. Bachér	2008	1.55
8.	Dan Persa	2010	1.50
9.	Tom Myers	1962	1.50
10.	Steve Schnur	1996	1.42

## Most Games, 1+ Touchdown Passes (Since 1998)

No.	Name	Year	Games
1.	Clayton Thorson	2016	12
2.	Zak Kustok	2001	11
	Zak Kustok	2000	11
4.	Brett Basanez	2005	10
5.	C.J. Bachér	2007	9
6.	Dan Persa	2010	8
	Brett Basanez	2004	8
8.	Trevor Siemian	2014	7
	Dan Persa	2011	7
	Mike Kafka	2009	7
	C.J. Bachér	2008	7
	Brett Basanez	2002	7
	Gavin Hoffman	1998	7

## Most Games, 2+ Touchdown Passes (Since 1998)

No.	Name	Year	Games
1.	Brett Basanez	2005	9
2.	Zak Kustok	2000	7
3.	Dan Persa	2010	6
	Mike Kafka	2009	6
	C.J. Bachér	2008	6
	Zak Kustok	2001	6
7.	Clayton Thorson	2016	5
	Dan Persa	2011	5
9.	C.J. Bachér	2007	4
	Gavin Hoffman	1998	4

## Most Games, 3+ Touchdown Passes (Since 1998)

No.	Name	Year	Games
1.	Clayton Thorson	2016	5
2.	C.J. Bachér	2008	4
3.	Dan Persa	2011	3
	C.J. Bachér	2007	3
5.	Trevor Siemian	2013	2
	Mike Kafka	2009	2
	Brett Basanez	2005	2
	Zak Kustok	2001	2
	Gavin Hoffman	1998	2

## Most Games, 4+ Touchdown Passes (Since 1998)

No.	Name	Year	Games
1.	Dan Persa	2011	2
	C.J. Bachér	2007	2

## Miscellaneous Records

### Consecutive Games Throwing Touchdown

12 — Zak Kustok, 2000

### Most Touchdowns By a Tandem

12 — Steve Schnur and D'Wayne Bates, 1996



CAREER

Most Yards

No.	Name	Years	Yards
1.	Brett Basanez	2002-05	10,580
2.	Len Williams	1990-93	7,487
3.	C.J. Bachér	2005-08	7,319
4.	Trevor Siemian	2011-14	5,931
5.	Zak Kustok	1999-01	5,822
6.	Mike Greenfield	1984-87	5,803
7.	Sandy Schwab	1982-85	5,679
8.	Steve Schnur	1993-96	5,612
9.	Dan Persa	2008-11	5,181
10.	Clayton Thorson	2015-	4,704
11.	Maurie Daigneau	1969-71	4,237
12.	Mitch Anderson	1972-74	3,839
13.	Tom Myers	1962-64	3,836

Most Yards/Game (min. 20 games)

No.	Name	Years	Yards/Game
1.	Brett Basanez	2002-05	225.1
2.	C.J. Bachér	2005-08	215.3
3.	Zak Kustok	1999-01	194.1
4.	Clayton Thorson	2015-	180.9
5.	Dan Persa	2008-11	180.2
6.	Sandy Schwab	1982-85	177.5
7.	Len Williams	1990-93	174.1
8.	Mike Greenfield	1984-87	148.8
9.	Steve Schnur	1993-96	143.9
10.	Mike Kafka	2006-09	142.2

Most Yards/Attempt (min. 300 attempts)

No.	Name	Years	Yards/Attempt
1.	Dan Persa	2008-11	8.54
2.	C.J. Bachér	2005-08	7.28
3.	Dick Thomas	1952-53	7.22
4.	Tom Myers	1962-64	7.18
5.	Randy Dean	1975-76	7.16
6.	Steve Schnur	1993-96	7.15
7.	Len Williams	1990-93	6.96
8.	Tim O'Brien	1988-89	6.94
9.	Kain Colter	2010-13	6.75
10.	Mike Kafka	2006-09	6.70

Most Yards/Completion (min. 250 completions)

No.	Name	Years	Yards/Completion
1.	Maurie Daigneau	1969-71	14.22
2.	Tom Myers	1962-64	13.65
3.	Mitch Anderson	1972-74	13.38
4.	Steve Schnur	1993-96	12.67
5.	Dan Persa	2008-11	11.75
6.	Mike Greenfield	1984-87	11.68
7.	Len Williams	1990-93	11.63
8.	Brett Basanez	2002-05	11.59
9.	Zak Kustok	1999-01	11.48
10.	C.J. Bachér	2005-08	11.02

200-Yard Passing Games (Since 1998)

No.	Name	Years	Games
1.	Brett Basanez	2002-05	26
2.	C.J. Bachér	2005-08	23
3.	Dan Persa	2009-11	17
4.	Zak Kustok	1999-01	14
5.	Trevor Siemian	2011-14	13
6.	Clayton Thorson	2015-	10

300-Yard Passing Games (Since 1998)

No.	Name	Years	Games
1.	Brett Basanez	2002-05	10
2.	Dan Persa	2009-11	6
	Mike Kafka	2006-09	6
	C.J. Bachér	2005-08	6
5.	Zak Kustok	1999-01	3

Consecutive 200-Yard Passing Games (Since 1998)

No.	Name	Years	Games
1.	C.J. Bachér	2005-08	10 (Sep. 29, 2007-Sep. 6, 2008)
	Brett Basanez	2002-05	10 (Nov. 27, 2004-Nov. 5, 2005)
3.	C.J. Bachér	2005-08	8 (Oct. 21, 2006-Sep. 15, 2007)
4.	Clayton Thorson	2015-	6 (Oct. 15-Nov. 19, 2016)
	Dan Persa	2008-11	6 (Sep. 4-Oct. 9, 2010)
6.	Trevor Siemian	2011-14	4 (Nov. 23, 2011-Sep. 6, 2014)
	Dan Persa	2008-11	4 (Oct. 8-Oct. 29, 2011)
	Dan Persa	2008-11	4 (Nov. 12-Dec. 31, 2011)
	Zak Kustok	1999-01	4 (Oct. 13-Nov. 3, 2001)
	Zak Kustok	1999-01	4 (Oct. 14-Nov. 11, 2000)

Consecutive 300-Yard Passing Games (Since 1998)

No.	Name	Years	Games
1.	Brett Basanez	2002-05	5 (Oct. 8-Nov. 5, 2005)
2.	Mike Kafka	2006-09	3 (Nov. 14, 2009-Jan. 1, 2010)
	C.J. Bachér	2005-08	3 (Oct. 6-Oct. 19, 2007)
4.	Dan Persa	2008-11	2 (Oct. 2-Oct. 9, 2010)

Most Seasons, 1,000+ Yards

No.	Name	Years	Seasons
1.	Brett Basanez	2002-05	4
	Len Williams	1990-93	4
	Sandy Schwab	1982-85	4
4.	Trevor Siemian	2011-14	3
	C.J. Bachér	2005-08	3
	Mike Greenfield	1985-87	3
	Mitch Anderson	1972-74	3
	Maurie Daigneau	1969-71	3

Most Seasons, 2,000+ Yards

No.	Name	Years	Seasons
1.	Brett Basanez	2002-05	3
2.	Trevor Siemian	2011-14	2
	Dan Persa	2009-11	2
	C.J. Bachér	2005-08	2
	Zak Kustok	1999-01	2
	Len Williams	1990-93	2

Most Attempts

No.	Name	Years	Attempts
1.	Brett Basanez	2002-05	1,584
2.	Len Williams	1990-93	1,076
3.	C.J. Bachér	2005-08	1,005
4.	Sandy Schwab	1982-85	975
5.	Mike Greenfield	1984-87	933
6.	Trevor Siemian	2011-14	932
7.	Zak Kustok	1999-01	920
8.	Mike Kerrigan	1979-81	797
9.	Steve Schnur	1993-96	785
10.	Clayton Thorson	2015-	773

Most Attempts/Game (min. 20 games)

No.	Name	Years	Attempts/Game
1.	Brett Basanez	2002-05	33.70
2.	Zak Kustok	1999-01	30.67
3.	Sandy Schwab	1982-85	30.45
4.	Clayton Thorson	2015-	29.73
5.	C.J. Bachér	2005-08	29.56
6.	Mike Kerrigan	1979-81	25.71
7.	Mike Greenfield	1985-87	23.92
8.	Maurie Daigneau	1969-71	21.26
9.	Mike Kafka	2006-09	21.23
10.	Trevor Siemian	2011-14	21.18

Most Completions

No.	Name	Years	Completions
1.	Brett Basanez	2002-05	913
2.	C.J. Bachér	2005-08	664
3.	Len Williams	1990-93	644
4.	Trevor Siemian	2011-14	550
5.	Sandy Schwab	1982-85	533
6.	Zak Kustok	1999-01	507
7.	Mike Greenfield	1984-87	497
8.	Dan Persa	2008-11	460
9.	Steve Schnur	1993-96	443
10.	Clayton Thorson	2015-	430

Most Games, 20+ Completions (Since 1998)

No.	Name	Years	Games
1.	Brett Basanez	2002-05	23
2.	C.J. Bachér	2005-08	21
3.	Trevor Siemian	2011-14	12
	Dan Persa	2008-11	12
5.	Zak Kustok	1999-01	11
6.	Clayton Thorson	2015-	8
	Mike Kafka	2006-09	8

Most Games, 30+ Completions (Since 1998)

No.	Name	Years	Games
1.	Brett Basanez	2002-05	5
2.	Trevor Siemian	2011-14	4
	Dan Persa	2008-11	4
	Mike Kafka	2006-09	4
	C.J. Bachér	2005-08	4

Completion Percentage (min. 300 attempts)

No.	Name	Years	Percentage
1.	Dan Persa	2008-11	.727
2.	C.J. Bachér	2005-08	.661
3.	Tim O'Brien	1988-89	.628
4.	Len Williams	1990-93	.599
5.	Trevor Siemian	2011-14	.590
6.	Brett Basanez	2002-05	.576
7.	Steve Schnur	1993-96	.564
8.	Clayton Thorson	2015-	.556
9.	Zak Kustok	1999-01	.551
10.	Sandy Schwab	1982-85	.547

Pass Efficiency Rating (min. 300 attempts)

No.	Name	Years	Rating
1.	Dan Persa	2008-11	158.01
2.	Kain Colter	2010-13	139.01
3.	C.J. Bachér	2005-08	132.81
4.	Tim O'Brien	1988-89	127.95
5.	Len Williams	1990-93	124.92
6.	Mike Kafka	2006-09	123.86
7.	Steve Schnur	1993-96	121.27
8.	Brett Basanez	2002-05	118.37
9.	Zak Kustok	1999-01	118.33
10.	Trevor Siemian	2011-14	116.88

Lowest Interception Percentage (min. 200 attempts)

No.	Name	Years	Percentage
1.	Dan Persa	2008-11	2.05%
2.	Brett Basanez	2002-05	2.27%
3.	Clayton Thorson	2015-	2.33%
4.	Zak Kustok	1999-01	2.50%
5.	Trevor Siemian	2011-14	2.58%
6.	Kain Colter	2010-13	2.81%
7.	Mike Kafka	2006-09	3.14%
8.	Len Williams	1990-93	3.44%
9.	Tim Hughes	1994-97	3.63%
10.	Kevin Strasser	1978-79	4.13%

Touchdown-to-Interception Ratio (min. 20 TDs)

No.	Name	Years	Ratio
1.	Dan Persa	2008-11	2.62
2.	Zak Kustok	1999-01	1.83
3.	Clayton Thorson	2015-	1.61
4.	Brett Basanez	2002-05	1.22
5.	Len Williams	1990-93	1.19
6.	Trevor Siemian	2011-14	1.13
7.	C.J. Bachér	2005-08	1.00
8.	Steve Schnur	1993-96	0.94
9.	Mitch Anderson	1972-74	0.74
10.	Mike Greenfield	1985-87	0.54

Completion-to-Interception Ratio (min. 400 comps.)


No.	Name	Years	Ratio
1.	Dan Persa	2008-11	35.38
2.	Brett Basanez	2002-05	25.36
3.	Clayton Thorson	2015-	23.89
4.	Trevor Siemian	2011-14	22.92
5.	Zak Kustok	1999-01	22.04
6.	Mike Kafka	2006-09	20.40
7.	Len Williams	1990-93	17.41
8.	C.J. Bachér	2005-08	15.44
9.	Steve Schnur	1993-96	13.03
10.	Mike Greenfield	1985-87	12.74

Attempt-to-Interception Ratio (min. 400 atts.)

No.	Name	Years	Ratio
1.	Dan Persa	2008-11	48.69
2.	Brett Basanez	2002-05	44.00
3.	Clayton Thorson	2015-	42.94
4.	Zak Kustok	1999-01	40.00
5.	Trevor Siemian	2011-14	38.83
6.	Kain Colter	2010-13	35.56
7.	Mike Kafka	2006-09	31.85
8.	Len Williams	1990-93	29.08
9.	Tim Hughes	1994-97	27.53
10.	Mike Greenfield	1985-87	23.92



# PASSING



Quarterback **Brett Basanez** shares the Northwestern record for most career touchdowns (44) with former 'Cat Len Williams.

### Attempt-to-Interception Ratio (min. 400 atts.)

No.	Name	Years	Ratio
1.	Dan Persa	2008-11	48.69
2.	Brett Basanez	2002-05	44.00
3.	<b>Clayton Thorson</b>	<b>2015-</b>	<b>42.94</b>
4.	Zak Kustok	1999-01	40.00
5.	Trevor Siemian	2011-14	38.83
6.	Kain Colter	2010-13	35.56
7.	Mike Kafka	2006-09	31.85
8.	Len Williams	1990-93	29.08
9.	Tim Hughes	1994-97	27.53
10.	Mike Greenfield	1985-87	23.92

### Most Touchdown Passes

No.	Name	Years	Touchdowns
1.	Brett Basanez	2002-05	44
	Len Williams	1990-93	44
3.	C.J. Bachér	2005-08	43
4.	Zak Kustok	1999-01	42
5.	Dan Persa	2008-11	34
6.	Steve Schnur	1993-96	32
7.	<b>Clayton Thorson</b>	<b>2015-</b>	<b>29</b>
8.	Trevor Siemian	2011-14	27
9.	Mitch Anderson	1972-74	26
10.	Sandy Schwab	1982-85	23
	Mike Kerrigan	1978-81	23
	Maurie Daigneau	1969-71	23

### Touchdowns/Game (min. 20 games)

No.	Name	Years	Touchdowns/Game
1.	Zak Kustok	1999-01	1.40
2.	C.J. Bachér	2005-08	1.26
3.	Dan Persa	2008-11	1.13
4.	<b>Clayton Thorson</b>	<b>2015-</b>	<b>1.12</b>
5.	Len Williams	1990-93	1.02
6.	Brett Basanez	2002-05	0.94
7.	Steve Schnur	1993-96	0.82
8.	Mitch Anderson	1972-74	0.79
9.	Tom Myers	1962-64	0.78
10.	Maurie Daigneau	1969-71	0.74
	Mike Kerrigan	1978-81	0.74

### Most Games, 1+ Touchdown Passes (Since 1998)

No.	Name	Years	Games
1.	Brett Basanez	2002-05	29
2.	Zak Kustok	1999-01	25
3.	C.J. Bachér	2005-08	21
4.	Trevor Siemian	2011-14	19
5.	<b>Clayton Thorson</b>	<b>2015-</b>	<b>17</b>
	Dan Persa	2008-11	17
7.	Kain Colter	2010-13	14
8.	Mike Kafka	2006-09	9

### Most Games, 2+ Touchdown Passes (Since 1998)

No.	Name	Years	Games
1.	Zak Kustok	1999-01	13
2.	Dan Persa	2008-11	11
	C.J. Bachér	2005-08	11
	Brett Basanez	2002-05	11
5.	Mike Kafka	2006-09	7
6.	<b>Clayton Thorson</b>	<b>2015-</b>	<b>6</b>
7.	Trevor Siemian	2011-14	5

### Most Games, 3+ Touchdown Passes (Since 1998)

No.	Name	Years	Games
1.	C.J. Bachér	2005-08	8
2.	<b>Clayton Thorson</b>	<b>2015-</b>	<b>6</b>
3.	Dan Persa	2008-11	4
4.	Brett Basanez	2002-05	3

### Most Games, 4+ Touchdown Passes (Since 1998)

No.	Name	Years	Games
1.	Dan Persa	2008-11	2
	C.J. Bachér	2005-08	2

### Most Seasons, 10+ Touchdown Passes

No.	Name	Years	Seasons
1.	Len Williams	1990-93	4
2.	Dan Persa	2008-11	2
	C.J. Bachér	2005-08	2
	Brett Basanez	2002-05	2
	Zak Kustok	1999-01	2

### Most Seasons, 15+ Touchdown Passes

No.	Name	Years	Seasons
1.	Dan Persa	2008-11	2
	C.J. Bachér	2005-08	2
	Zak Kustok	1999-01	2

### Miscellaneous Records

#### Consecutive Games Throwing Touchdown

**24** — Zak Kustok, 1999-2001

#### Most Touchdowns By a Tandem

**17** — Steve Schnur and D'Wayne Bates, 1995-96

## YEARLY LEADERS

Year	Player	Yards
1938	Jack Ryan	233
1939	Bill deCorrevont	215
1940	Bill deCorrevont	189
1941	Otto Graham	579
1942	Otto Graham	1,092
1943	Otto Graham	401
1944	John Yungwirth	613
1945	James Farrar	613
1946	Don Burson	193
1947	Don Burson	453
1948	Don Burson	493
1949	Don Burson	790
1950	Dick Flowers	1,061
1951	Bob Burson	903
1952	Dick Thomas	1,247
1953	Dick Thomas	933
1954	Dale Pienta	394
1955	Dale Pienta	335
1956	Jack Ellis	248
1957	Chip Holcomb	395
1958	Dick Thornton	828
1959	John Talley	783
1960	Dick Thornton	771
1961	Tom O'Grady	320
1962	Tom Myers	1,537
1963	Tom Myers	1,398
1964	Tom Myers	901
1965	Dennis Boothe	487
1966	Bill Melzer	1,171
1967	Bill Melzer	1,146
1968	Dave Shelbourne	1,358
1969	Maurie Daigneau	1,276
1970	Maurie Daigneau	1,228
1971	Maurie Daigneau	1,733
1972	Mitch Anderson	1,333
1973	Mitch Anderson	1,224
1974	Mitch Anderson	1,282
1975	Randy Dean	1,315
1976	Randy Dean	1,384
1977	Scott Stranski	541
1978	Kevin Strasser	1,526
1979	Mike Kerrigan	961
1980	Mike Kerrigan	1,816
1981	Mike Kerrigan	1,317
1982	Sandy Schwab	2,735
1983	Sandy Schwab	1,838
1984	Sandy Schwab	845
1985	Mike Greenfield	2,152
1986	Mike Greenfield	1,653
1987	Mike Greenfield	1,265
1988	Greg Bradshaw	1,550
1989	Tim O'Brien	2,218
1990	Len Williams	1,700
1991	Len Williams	1,630
1992	Len Williams	2,110
1993	Len Williams	2,047
1994	Steve Schnur	899
1995	Steve Schnur	1,792
1996	Steve Schnur	2,632
1997	Tim Hughes	1,862
1998	Gavin Hoffman	2,199
1999	Nick Kreinbrink	774
2000	Zak Kustok	2,389
2001	Zak Kustok	2,692
2002	Brett Basanez	2,204
2003	Brett Basanez	1,916
2004	Brett Basanez	2,838
2005	Brett Basanez	3,622
2006	C.J. Bachér	1,172
2007	C.J. Bachér	3,656
2008	C.J. Bachér	2,432
2009	Mike Kafka	3,430
2010	Dan Persa	2,805
2011	Dan Persa	2,376
2012	Trevor Siemian	1,312
2013	Trevor Siemian	2,149
2014	Trevor Siemian	2,214
2015	Clayton Thorson	1,522
2016	Clayton Thorson	3,182



# RECEIVING

## GAME

### Most Receptions

No.	Name	Opponent, Year	Receptions
1.	Jon Harvey	Michigan, 1982	17
2.	Zeke Markshausen	Michigan State, 2009	16
3.	Todd Jenkins	Purdue, 1982	15
4.	Richard Buchanan	Minnesota, 1989	14
5.	Austin Carr	Wisconsin, 2016	13
	Christian Jones	Illinois, 2013	13
	Jeremy Ebert	Iowa, 2011	13
	Lee Gissendaner	Minnesota, 1993	13
	Richard Buchanan	Duke, 1989	13
	Sam Poulos	Illinois, 1979	13
	Don Stonesifer	Minnesota, 1950	13
12.	Austin Carr	Wisconsin, 2016	12
	Zeke Markshausen	Auburn, 2010	12
	Eric Peterman	Minnesota, 2007	12
	Mark Philmore	Texas Christian, 2004	12
	Sam Simmons	Michigan, 2000	12
	Ricky Edwards	Purdue, 1983	12
18.	Austin Carr	Michigan State, 2016	11
	Jeremy Ebert	Michigan, 2011	11
	Jeremy Ebert	Purdue, 2010	11
	Shaun Herbert	Purdue, 2005	11
	Mark Philmore	Ohio State, 2004	11
	Sam Simmons	UNLV, 2001	11
	Brian Nuffer	Illinois, 1985	11
	Ricky Edwards	Iowa, 1983	11
	Todd Sheets	Purdue, 1980	11
	Don Anderson	Missouri, 1967	11
	Roger Murphy	Michigan State, 1966	11

### Most Receptions as Freshman

No.	Name	Opponent, Year	Receptions
1.	Tyrell Sutton	Purdue, 2005	10
	Casey Cummings	Michigan, 1982	10
	Ricky Edwards	Syracuse, 1980	10
4.	Dan Vitale	Michigan State, 2012	9
5.	Many, most recently by...		
	Dan Vitale	Mississippi State, 2013	7

### Most Receptions as Sophomore

No.	Name	Opponent, Year	Receptions
1.	D'Wayne Bates	Tennessee, 1997	10
	D'Wayne Bates	Wisconsin, 1996	10
	Chris Gamble	Illinois, 1992	10
4.	Drake Dunsmore	Syracuse, 2009	9
5.	D'Wayne Bates	Michigan, 1996	8
	Dennis Lundy	Notre Dame, 1992	8
	Richard Buchanan	Duke, 1988	8
	Mike McGee	Illinois, 1978	8
	Scott Yelvington	Michigan State, 1974	8
10.	Many, most recently by...		
	Sidney Stewart	Michigan State, 2008	7

### Most Receptions as Junior

No.	Name	Opponent, Year	Receptions
1.	Jon Harvey	Michigan, 1982	17
2.	Todd Jenkins	Purdue, 1982	15
3.	Richard Buchanan	Minnesota, 1989	14
4.	Christian Jones	Illinois, 2013	13
	Richard Buchanan	Duke, 1989	13
6.	Eric Peterman	Minnesota, 2007	12
	Mark Philmore	Texas Christian, 2004	12
	Sam Simmons	Michigan, 2000	12
9.	Jeremy Ebert	Purdue, 2010	11
	Shaun Herbert	Purdue, 2005	11
	Mark Philmore	Ohio State, 2004	11
	Brian Nuffer	Illinois, 1985	11

### Most Receptions as Senior

No.	Name	Opponent, Year	Receptions
1.	Zeke Markshausen	Michigan State, 2009	16
2.	Austin Carr	Wisconsin, 2016	13
	Jeremy Ebert	Iowa, 2011	13
	Lee Gissendaner	Minnesota, 1993	13
	Sam Poulos	Illinois, 1979	13
	Don Stonesifer	Minnesota, 1950	13
7.	Austin Carr	Wisconsin, 2016	12
	Zeke Markshausen	Auburn, 2010	12
	Ricky Edwards	Purdue, 1983	12
10.	Austin Carr	Michigan State, 2016	11
	Jeremy Ebert	Michigan, 2011	11
	Sam Simmons	UNLV, 2001	11
	Ricky Edwards	Iowa, 1983	11
	Todd Sheets	Purdue, 1980	11
	Don Anderson	Missouri, 1967	11
	Roger Murphy	Michigan State, 1966	11

### Most Yards (Since 2000)

No.	Name	Opponent, Year	Yards
1.	Jeremy Ebert	Rice, 2011	208
2.	Jonathan Fields	Texas Christian, 2004	202
3.	Tony Jones	Syracuse, 2013	185
4.	Christian Jones	Illinois, 2013	182
5.	Kunle Patrick	Bowling Green, 2001	179
6.	Sam Simmons	Penn State, 2001	168
7.	Sam Simmons	UNLV, 2001	161
8.	Austin Carr	Ohio State, 2016	158
9.	Rashad Lawrence	Ohio State, 2013	149
10.	Jeremy Ebert	Nebraska, 2011	147
11.	Andrew Brewer	Towson, 2009	145
12.	Eric Peterman	Michigan State, 2007	141
13.	Mark Philmore	Michigan, 2005	139
14.	Shaun Herbert	Michigan State, 2005	138
15.	Ross Lane	UCLA, 2005	136
16.	Austin Carr	Duke, 2016	135
	Andrew Brewer	Indiana, 2009	135
18.	Mark Philmore	Ohio State, 2004	134
19.	Andrew Brewer	Auburn, 2010	133
	Kim Thompson	Eastern Michigan, 2007	133

### Most Yards as Freshman (Since 2000)

No.	Name	Opponent, Year	Yards
1.	Ross Lane	UCLA, 2005	136
2.	Dan Vitale	Michigan State, 2012	110
3.	Tyrell Sutton	Purdue, 2005	89

### Most Yards as Sophomore (Since 2000)

No.	Name	Opponent, Year	Yards
1.	Kunle Patrick	Bowling Green, 2001	179
2.	Drake Dunsmore	Auburn, 2010	120
3.	Kain Colter	Indiana, 2011	115
	Jon Schweighardt	Purdue, 2000	115
5.	Shaun Herbert	Hawai'i, 2004	110
6.	Dan Vitale	California, 2013	101
7.	Eric Peterman	Michigan State, 2006	99
	Kim Thompson	Ohio, 2005	99
9.	Brandon Horn	Miami (Ohio), 2003	93
10.	Mark Philmore	Arizona State, 2004	91

### Most Yards as Junior (Since 2000)

No.	Name	Opponent, Year	Yards
1.	Jonathan Fields	Texas Christian, 2004	202
2.	Tony Jones	Syracuse, 2013	185
3.	Christian Jones	Illinois, 2013	182
4.	Eric Peterman	Michigan State, 2007	141
5.	Shaun Herbert	Michigan State, 2005	138
6.	Mark Philmore	Ohio State, 2004	134
7.	Kain Colter	Wisconsin, 2012	131
	Mark Philmore	Texas Christian, 2004	131
9.	Ross Lane	Duke, 2007	128
10.	Jeremy Ebert	Purdue, 2010	124
	Sam Simmons	Michigan, 2000	124

### Most Yards as Senior (Since 2000)

No.	Name	Opponent, Year	Yards
1.	Jeremy Ebert	Rice, 2011	208
2.	Sam Simmons	Penn State, 2001	168
3.	Sam Simmons	UNLV, 2001	161
4.	Austin Carr	Ohio State, 2016	158
5.	Rashad Lawrence	Ohio State, 2013	149
6.	Jeremy Ebert	Nebraska, 2011	147
7.	Andrew Brewer	Towson, 2009	145
8.	Mark Philmore	Michigan, 2005	139
9.	Austin Carr	Duke, 2016	135
	Andrew Brewer	Indiana, 2009	135

### Most Yards/Reception (min. 4 receptions) (Since 2000)

No.	Name	Opponent, Year	Yards/Rec.
1.	Kunle Patrick	Bowling Green, 2001	29.8
2.	Jeremy Ebert	Rice, 2011	29.7
3.	Kim Thompson	Eastern Michigan, 2007	26.6
4.	Jeff Yarbrough	Michigan State, 2007	26.0
5.	Jonathan Fields	Texas Christian, 2004	25.3
6.	Jeremy Ebert	Nebraska, 2011	24.5
7.	Andrew Brewer	Towson, 2009	24.2
8.	Sam Simmons	Penn State, 2001	24.0
9.	Sidney Stewart	Wisconsin, 2009	23.5
10.	Austin Carr	Duke, 2016	22.5

### Most Touchdowns (Since 2000)

No.	Name	Opponent, Year	Yards/Rec.
1.	Drake Dunsmore	Indiana, 2011	4
2.	Austin Carr	Iowa, 2016	3
	Jeremy Ebert	Illinois, 2011	3
	Jonathan Fields	Texas Christian, 2004	3
5.	Many, most recently by...		
	Austin Carr	Purdue, 2016	2

## SEASON

### Most Receptions

No.	Name	Year	Receptions
1.	Richard Buchanan	1989	94
2.	Zeke Markshausen	2009	91
3.	Austin Carr	2016	90
4.	D'Wayne Bates	1998	83
	Ricky Edwards	1983	83
6.	Shaun Herbert	2005	79
7.	Jeremy Ebert	2011	75
	D'Wayne Bates	1996	75
9.	Lee Gissendaner	1992	68
10.	Eric Peterman	2007	66

### Most Receptions/Game (min. 9 games)

No.	Name	Year	Receptions/Game
1.	Richard Buchanan	1989	8.55
2.	Ricky Edwards	1983	7.55
3.	Zeke Markshausen	2009	7.00
4.	Austin Carr	2016	6.92
5.	D'Wayne Bates	1998	6.92
6.	Shaun Herbert	2005	6.58
7.	D'Wayne Bates	1996	6.25
8.	Lee Gissendaner	1992	6.18
9.	Jeremy Ebert	2011	5.77
10.	Eric Peterman	2007	5.50

### Most Games, 1+ Reception (Since 2000)

No.	Name	Year	Games
1.	Austin Carr	2016	13
	Justin Jackson	2016	13
	Drake Dunsmore	2011	13
	Jeremy Ebert	2010	13
	Drake Dunsmore	2009	13
	Zeke Markshausen	2009	13
	Ross Lane	2008	13
	Eric Peterman	2008	13
	Rasheed Ward	2008	13
	Kunle Patrick	2003	13
11.	Many, most recently by...		
	Garrett Dickerson	2016	12
	Andrew Scanlan	2016	12
	Macan Wilson	2016	12

### Most Games, 2+ Receptions (Since 2000)

No.	Name	Year	Games
1.	Austin Carr	2016	13
	Jeremy Ebert	2010	13
	Zeke Markshausen	2009	13
4.	Christian Jones	2013	12
	Drake Dunsmore	2011	12
	Ross Lane	2008	12
	Eric Peterman	2008	12
	Eric Peterman	2007	12
	Kim Thompson	2007	12
	Rasheed Ward	2007	12
	Shaun Herbert	2005	12
	Kunle Patrick	2002	12
	Jon Schweighardt	2002	12
14.	Many, most recently by...		
	Dan Vitale	2014	11

### Most Games, 3+ Receptions (Since 2000)

No.	Name	Year	Games
1.	Austin Carr	2016	13
2.	Jeremy Ebert	2011	11
	Jeremy Ebert	2010	11
	Zeke Markshausen	2009	11
	Ross Lane	2008	11
	Jonathan Fields	2005	11
	Shaun Herbert	2005	11
	Kunle Patrick	2001	11
9.	Andrew Brewer	2009	10
	Eric Peterman	2008	10
	Eric Peterman	2007	10
	Kim Thompson	2007	10
	Shaun Herbert	2006	10
	Jon Schweighardt	2002	10

• NCAA Record, most passes caught by tight end



# RECEIVING

## Most Games, 5+ Receptions (Since 2000)

No.	Name	Year	Games
1.	Austin Carr	2016	12
2.	Jeremy Ebert	2011	9
	Zeke Markshausen	2009	9
	Shaun Herbert	2005	9
5.	Tony Jones	2013	7
	Jeremy Ebert	2010	7
	Ross Lane	2008	7
	Jonathan Fields	2005	7
	Kunle Patrick	2001	7
10.	Kain Colter	2011	6
	Andrew Brewer	2011	6
	Eric Peterman	2008	6
	Eric Peterman	2007	6
	Mark Philmore	2004	6
	Jon Schweighardt	2002	6
	Sam Simmons	2001	6

## Most Games, 10+ Receptions (Since 2000)

No.	Name	Year	Games
1.	Zeke Markshausen	2009	3
2.	Austin Carr	2016	2
	Jeremy Ebert	2011	2
	Eric Peterman	2007	2
	Shaun Herbert	2005	2
	Mark Philmore	2004	2

## Most Players, 10+ Receptions

No.	Names	Year	Players
1.	Browne, Callaway, Hinton, Watkins, Hurwitz, Bogan, Mosby, Hujik, Kaiser, Bajoric, Cohn, Parsons	1981	12
2.	Patrick, Simmons, Schweighardt, Foster, Anderson, Stucky, Aikens, Farman, Witherspoon, Jordan	2001	10
3.	Ebert, Stewart, Dunsmore, Fields, Trumpy, Brown, Schmidt, Lawrence, Jones, Peterman, Lane, Ward, Thompson, Sutton, Conteh, Jones, Yarbrough, Dunsmore	2010	9
	Cummings, Coates, Jackson, Davenport, Whitley, Bumgarner, Parsons, Robertson, Borresen	1984	9
6.	Vitale, Jones, Jackson, Carr, McHugh, Shuler, Dickerson, Vault	2015	8
	C. Jones, Lawrence, Fields, T. Jones, Vitale, Mark, Colter, Prater	2012	8
	Ebert, Dunsmore, Colter, Fields, Schmidt, Lawrence, Jones, Green	2011	8
	Markshausen, Brewer, Dunsmore, Stewart, D. Fields, Ebert, A. Fields, Schmidt, Lane, Peterman, Ward, Sutton, Brewer, Stewart, Ebert, Conteh	2009	8
	Patrick, Jordan, Philmore, Herron, Wright, Aikens, Horn, Herbert	2008	8
	Schweighardt, Patrick, Philmore, Wright, Jordan, Backes, Herron, Worley	2002	8
	Duncan, Borresen, Jones, Driscoll, Davenport, Burton Jr., Nuffer, Lang	1986	8
	Hill, Bogan, McGee, Poulos, Tiberi, Cammon, Schmitt, North	1978	9
15.	Many, most recently by... Carr, Nagel, Jackson, Dickerson, Scanlan, Wilson, Vault	2016	7

## Most Players, 20+ Receptions

No.	Names	Year	Players
1.	Carr, Nagel, Jackson, Dickerson, Scanlan, Wilson	2016	6
	Prater, Vitale, Jones, Dickerson, Shuler, Jackson	2014	6
	C. Jones, Lawrence, Fields, T. Jones, Vitale, Mark	2012	6
	Markshausen, Brewer, Dunsmore, Stewart, Fields, Ebert	2009	6
	Peterman, Lane, Ward, Thompson, Sutton, Conteh	2007	6
	Philmore, Fields, Herron, Herbert, Aikens, Horn	2004	6
7.	Ebert, Dunsmore, Colter, Fields, Schmidt	2011	5
	Ebert, Stewart, Dunsmore, Fields, Trumpy	2010	5
	Herbert, Sutton, Lane, Peterman, Ward	2006	5
	Herbert, Fields, Philmore, Sutton, Lane	2005	5
	Schweighardt, Patrick, Philmore, Wright, Jordan	2002	5
	Simmons, Schweighardt, Patrick, Johnson, Jordan	2001	5
	Gissendaner, Senters, Gamble, Morris, Lundy	1993	5
	Nuffer, Davenport, Duncan, Bumgarner, Cummings, Driscoll, Borresen	1985	5

## Most Yards

No.	Name	Year	Yards
1.	Austin Carr	2016	1,247
2.	D'Wayne Bates	1998	1,245
3.	D'Wayne Bates	1996	1,196
4.	Richard Buchanan	1989	1,115
5.	Jeremy Ebert	2011	1,060
6.	Jeremy Ebert	2010	953
7.	Andrew Brewer	2009	925
8.	D'Wayne Bates	1995	889
9.	Brian Musso	1997	865
10.	Shaun Herbert	2005	862

## Most Yards/Reception (min. 20 receptions)

No.	Name	Year	Yards/Reception
1.	Scott Yelvington	1976	19.09
2.	Gary Crum	1963	18.95
3.	Jim Lash	1972	18.53
4.	Mark Benson	1991	18.47
5.	D'Wayne Bates	1995	18.14
6.	Teddy Johnson	2000	18.03
7.	Todd Sheets	1980	17.27
8.	Barry Pearson	1970	16.73
9.	George Jones	1987	16.70
10.	Bruce Hubbard	1968	16.70

## Most Yards/Game (min. 9 games)

No.	Name	Year	Yards/Game
1.	D'Wayne Bates	1998	103.8
2.	Richard Buchanan	1989	101.4
3.	D'Wayne Bates	1996	99.7
4.	Austin Carr	2016	95.9
5.	Jeremy Ebert	2011	81.5
6.	Roger Murphy	1966	77.7
7.	Lee Gissendaner	1992	76.9
8.	Richard Buchanan	1990	75.8
9.	Mark Benson	1991	75.6
10.	D'Wayne Bates	1995	74.1

## 100-Yard Receiving Games (Since 2000)

No.	Name	Year	Games
1.	Austin Carr	2016	6
2.	Jeremy Ebert	2011	5
	Andrew Brewer	2009	5
4.	Jeremy Ebert	2011	3
	Eric Peterman	2007	3
	Mark Philmore	2004	3
7.	Rashad Lawrence	2013	2
	Zeke Markshausen	2009	2
	Ross Lane	2007	2
	Mark Philmore	2005	2
	Jon Schweighardt	2002	2
	Sam Simmons	2001	2

## Most Touchdowns

No.	Name	Year	Touchdowns
1.	Austin Carr	2016	12
	D'Wayne Bates	1996	12
3.	Jeremy Ebert	2011	11
4.	Andrew Brewer	2009	9
	D'Wayne Bates	1998	9
	Richard Buchanan	1989	9
7.	Jeremy Ebert	2010	8
	Brian Musso	1997	8
9.	Ross Lane	2007	7
	Sam Simmons	2001	7
	Teddy Johnson	2000	7
	Richard Buchanan	1990	7

## Most Touchdowns/Game (min. 9 games)

No.	Name	Year	Touchdowns/Gm.
1.	D'Wayne Bates	1996	1.00
2.	Austin Carr	2016	0.92
3.	Jeremy Ebert	2011	0.85
4.	Richard Buchanan	1989	0.82
5.	D'Wayne Bates	1998	0.75
6.	Andrew Brewer	2009	0.69
7.	Brian Musso	1997	0.67
8.	Richard Buchanan	1990	0.64
9.	Sam Simmons	2001	0.64
10.	Jeremy Ebert	2010	0.62

## Most Games, 2+ Touchdowns (Since 2000)

No.	Name	Year	Games
1.	Austin Carr	2016	3
	Jeremy Ebert	2011	3
3.	Jeremy Ebert	2010	2
	Andrew Brewer	2009	2
	Ross Lane	2007	2
	Shaun Herbert	2007	2

## CAREER

## Most Receptions

No.	Name	Years	Receptions
1.	D'Wayne Bates	1995-98	210
2.	Richard Buchanan	1987-90	197
3.	Jeremy Ebert	2008-11	173
4.	Kunle Patrick	2000-03	171
5.	Shaun Herbert	2003-06	168
6.	Ross Lane	2005-08	163
	Mark Philmore	2002-05	163
8.	Eric Peterman	2005-08	160
9.	Lee Gissendaner	1990-93	156
10.	Tyrell Sutton	2005-08	148

## Most Receptions/Game (min. 20 games)

No.	Name	Years	Receptions/Game
1.	D'Wayne Bates	1995-98	5.68
2.	Richard Buchanan	1987-90	5.63
3.	Jon Harvey	1982-83	4.14
4.	Mark Philmore	2002-05	4.08
5.	Shaun Herbert	2003-06	4.82
6.	Jonathan Fields	2002-05	3.79
7.	Tyrell Sutton	2005-08	3.73
8.	Kunle Patrick	2000-03	3.56
9.	Lee Gissendaner	1990-93	3.55
10.	Jon Schweighardt	1999-02	3.50

## Most Games, 1+ Reception (Since 2000)

No.	Name	Years	Games
1.	Kunle Patrick	2000-03	46
2.	Demetrius Fields	2009-12	45
3.	Dan Vitale	2012-15	44
	Drake Dunsmore	2007-11	44
5.	Jeremy Ebert	2008-11	43
	Eric Peterman	2005-08	43
7.	Christian Jones	2011-15	42
8.	Ross Lane	2005-08	41
9.	Mark Philmore	2002-05	40
10.	Shaun Herbert	2003-06	39

## Most Games, 2+ Receptions (Since 2000)

No.	Name	Years	Games
1.	Kunle Patrick	2000-03	39
2.	Drake Dunsmore	2007-11	38
3.	Ross Lane	2005-08	35
	Eric Peterman	2005-08	35
5.	Christian Jones	2011-15	34
	Dan Vitale	2012-15	34
	Shaun Herbert	2003-06	34
8.	Jeremy Ebert	2008-11	33
	Tyrell Sutton	2005-08	33
	Mark Philmore	2002-05	33

**Most Games, 3+ Receptions (Since 2000)**

No.	Name	Years	Games
1.	Kunle Patrick	2000-03	32
2.	Ross Lane	2005-08	29
	Mark Philmore	2002-05	29
4.	Shaun Herbert	2003-06	28
5.	Jeremy Ebert	2008-11	26
6.	Eric Peterman	2005-08	25
	Tyrell Sutton	2005-08	25
8.	Tony Jones	2010-14	24
9.	Christian Jones	2011-15	22
	Dan Vitale	2012-15	22
	Jon Schweighardt	1999-02	22
	Rasheed Ward	2005-08	22

**Most Games, 5+ Receptions (Since 2000)**

No.	Name	Years	Games
1.	Jeremy Ebert	2008-11	17
	Kunle Patrick	2005-08	17
3.	Tyrell Sutton	2005-08	16
4.	Shaun Herbert	2003-06	15
	Jon Schweighardt	1999-02	15
6.	Ross Lane	2005-08	14
7.	Austin Carr	2013-16	12
	Eric Peterman	2005-08	12
	Mark Philmore	2002-05	12
10.	Jonathan Fields	2002-05	11

**Most Games, 10+ Receptions (Since 2000)**

No.	Name	Years	Games
1.	Jeremy Ebert	2008-11	3
	Zeke Markshausen	2007-09	3
	Mark Philmore	2002-05	3
4.	Austin Carr	2013-16	2
	Shaun Herbert	2003-06	2
	Eric Peterman	2005-08	2
	Sam Simmons	1998-01	2

**Most Seasons, 50+ Receptions**

No.	Name	Years	Seasons
1.	Jeremy Ebert	2008-11	2
	Eric Peterman	2005-08	2
	Mark Philmore	2002-05	2
	D'Wayne Bates	1995-98	2
	Brian Musso	1994-97	2
	Lee Gissendaner	1990-93	2
	Richard Buchanan	1987-90	2

**Most Yards**

No.	Name	Years	Yards
1.	D'Wayne Bates	1995-98	3,370
2.	Richard Buchanan	1987-90	2,474
3.	Jeremy Ebert	2008-11	2,400
4.	Ross Lane	2005-08	2,068
5.	Eric Peterman	2005-08	2,011
6.	Shaun Herbert	2003-06	1,926
7.	Lee Gissendaner	1990-93	1,878
8.	Kunle Patrick	2000-03	1,873
9.	Mark Philmore	2002-05	1,768
10.	Scott Yelvington	1973-76	1,762

**Most Yards/Reception (min. 35 receptions)**

No.	Name	Years	Yards/Reception
1.	Mark Benson	1989-91	17.81
2.	Teddy Johnson	1997-00	17.34
3.	Curtis Duncan	1983-86	17.30
4.	Jim Lash	1970-72	17.20
5.	Todd Sheets	1976-80	16.47
6.	Tony Coates	1982-85	16.26
7.	Sam Simmons	1998-01	16.17
8.	George Jones	1984-87	16.10
9.	D'Wayne Bates	1995-98	16.05
10.	Bruce Hubbard	1967-69	15.76

**Most Yards/Game (min. 20 games)**

No.	Name	Years	Yards/Game
1.	D'Wayne Bates	1995-98	91.08
2.	Richard Buchanan	1987-90	70.69
3.	Jon Harvey	1982-83	61.64
4.	Austin Carr	2013-16	49.97
5.	Jim Lash	1970-72	46.22
6.	Jeremy Ebert	2008-11	46.15
7.	Mark Philmore	2002-05	44.20
8.	Shaun Herbert	2003-06	43.77
9.	Barry Pearson	1969-71	43.06
10.	Lee Gissendaner	1990-93	42.68

**100-Yard Receiving Games (Since 2000)**

No.	Name	Years	Games
1.	Jeremy Ebert	2008-11	8
2.	Austin Carr	2013-16	6
3.	Andrew Brewer	2006-09	5
	Mark Philmore	2002-05	5
5.	Dan Vitale	2012-15	4
	Ross Lane	2005-08	4
	Eric Peterman	2005-08	4
	Jon Schweighardt	1999-02	4
9.	Sam Simmons	1998-01	4

**Most Seasons, 500+ Yards**

No.	Name	Years	Seasons
1.	D'Wayne Bates	1995-98	3
	Richard Buchanan	1987-90	3
3.	Jeremy Ebert	2008-11	2
	Drake Dunsmore	2007-11	2
	Eric Peterman	2005-08	2
	Ross Lane	2005-08	2
	Jonathan Fields	2002-05	2
	Mark Philmore	2002-05	2
	Kunle Patrick	2000-03	2
	Brian Musso	1994-97	2
	Lee Gissendaner	1990-93	2
	Jon Harvey	1982-83	2
	Todd Sheets	1976-80	2
	Scott Yelvington	1973-76	2
	Jim Lash	1970-72	2
	Barry Pearson	1969-71	2

**Most Touchdowns**

No.	Name	Years	Touchdowns
1.	D'Wayne Bates	1995-98	26
2.	Richard Buchanan	1987-90	22
3.	Jeremy Ebert	2008-11	21
4.	Austin Carr	2013-16	14
	Drake Dunsmore	2007-11	14
	Sam Simmons	1998-01	14
	Steve Bogan	1978-80	14
8.	Ross Lane	2005-08	13
	Lee Gissendaner	1990-93	13
10.	Eric Peterman	2005-08	12

**Most Touchdowns/Game (min. 20 games)**

No.	Name	Years	Touchdowns/Game
1.	D'Wayne Bates	1995-98	0.70
2.	Richard Buchanan	1987-90	0.63
3.	Steve Bogan	1978-80	0.44
4.	Austin Carr	2013-16	0.42
5.	Jeremy Ebert	2008-11	0.40
6.	Jon Harvey	1982-83	0.36
7.	Sam Simmons	1998-01	0.34
8.	Lee Gissendaner	1990-93	0.30
9.	Teddy Johnson	1997-00	0.28
10.	Drake Dunsmore	2007-11	0.27

**Most Seasons, 3+ Touchdowns**

No.	Name	Years	Seasons
1.	Drake Dunsmore	2007-11	3
	D'Wayne Bates	1995-98	3
	Richard Buchanan	1987-90	3
	Steve Bogan	1978-80	3
5.	Dan Vitale	2012-15	2
	Tony Jones	2010-14	2
	Jeremy Ebert	2008-11	2
	Eric Peterman	2005-08	2
	Ross Lane	2005-08	2
	Jon Schweighardt	1999-02	2
	Sam Simmons	1998-01	2
	Teddy Johnson	1997-00	2
	Brian Musso	1994-97	2
	Lee Gissendaner	1990-93	2
	Bob Christian	1987-90	2
	Jon Harvey	1982-83	2
	Scott Yelvington	1973-76	2
	Steve Craig	1970-73	2

**Most Seasons, 5+ Touchdowns**

No.	Name	Years	Seasons
1.	D'Wayne Bates	1995-98	3
	Richard Buchanan	1987-90	3
3.	Jeremy Ebert	2008-11	2
	Drake Dunsmore	2007-11	2
	Sam Simmons	1998-01	2
	Lee Gissendaner	1990-93	2

**Most Games, 2+ Touchdowns (Since 2000)**

No.	Name	Years	Games
1.	Jeremy Ebert	2008-11	5
2.	Austin Carr	2013-16	3
	Shaun Herbert	2003-06	3
	Ross Lane	2005-08	3
5.	Drake Dunsmore	2007-11	2
	Andrew Brewer	2006-09	2
	Sam Simmons	1998-01	2

**YEARLY LEADERS**

Year	Player	Yards
1946	Ken Wiltgen	285
1947	Frank Aschenbrenner	58
1948	Frank Aschenbrenner	90
1949	Burt Keddie	214
1950	Don Stonesifer	560
1951	John Hill	149
1952	Joe Collier	748
1953	Joe Collier	354
1954	Ziggie Niepokoj	157
1955	Jack Stillwell	242
1956	Bob McKeiver	171
1957	Bob McKeiver	120
1958	Ron Burton	392
1959	Elbert Kimbrough	235
1960	Elbert Kimbrough	373
1961	Chuck Logan	130
1962	Paul Flatley	632
1963	Gary Crum	417
1964	Cas Banaszek	316
1965	Cas Banaszek	332
1966	Roger Murphy	777
1967	Don Anderson	376
1968	Bruce Hubbard	551
1969	Bruce Hubbard	384
1970	Barry Pearson	552
1971	Barry Pearson	674
1972	Jim Lash	667
1973	Steve Craig	479
1974	Scott Yelvington	417
1975	Scott Yelvington	686
1976	Scott Yelvington	649
1977	Mark Bailey	347
1978	Tim Hill	122
1979	Todd Sheets	614
1980	Todd Sheets	570
1981	Jim Browne	140
1982	Jon Harvey	807
1983	Ricky Edwards	570
1984	Casey Cummings	131
1985	Brian Nuffer	328
1986	Curtis Duncan	347
1987	George Jones	668
1988	Richard Buchanan	514
1989	Richard Buchanan	1,115
1990	Richard Buchanan	837
1991	Mark Benson	831
1992	Lee Gissendaner	846
1993	Lee Gissendaner	669
1994	Michael Senters	385
1995	D'Wayne Bates	889
1996	D'Wayne Bates	1,196
1997	Brian Musso	865
1998	D'Wayne Bates	1,245
1999	Teddy Johnson	354
2000	Teddy Johnson	595
2001	Sam Simmons	807
2002	Jon Schweighardt	719
2003	Roger Jordan	442
2004	Mark Philmore	633
2005	Shaun Herbert	862
2006	Shaun Herbert	494
2007	Eric Peterman	744
2008	Eric Peterman	737
2009	Andrew Brewer	925
2010	Jeremy Ebert	953
2011	Jeremy Ebert	1,060
2012	Christian Jones	412
2013	Christian Jones	668
2014	Kyle Prater	535
2015	Dan Vitale	355
2016	Austin Carr	1,247



# RUSHING

## GAME

### Most Yards

No.	Name	Opponent, Year	Yards
1.	Mike Adamle	Wisconsin, 1969	316
2.	Byron Sanders	Minnesota, 1987	295
3.	Damien Anderson	Indiana, 2000	292
4.	Damien Anderson	Michigan, 2000	268
5.	Jason Wright	Illinois, 2003	251
6.	Tyrell Sutton	Wisconsin, 2005	244
7.	Darnell Autry	Iowa, 1996	240
8.	Jason Wright	Bowling Green, 2003	237
9.	Damien Anderson	Minnesota, 2000	230
10.	Bob Christian	Wisconsin, 1990	227
11.	Darnell Autry	Purdue, 1995	226
12.	Justin Jackson	Pittsburgh, 2016	224
13.	Damien Anderson	Michigan State, 2000	219
14.	Chuck Hren	Navy, 1951	218
15.	Mike Kafka	Minnesota, 2008	217
16.	Tyrell Sutton	Northern Illinois, 2005	214
17.	Dennis Lundy	Minnesota, 1994	213
18.	Tyrell Sutton	Illinois, 2005	212
19.	Noah Herron	Indiana, 2004	197
20.	Jason Wright	Kansas, 2003	196
	Jason Wright	Indiana, 2002	196

### Most Yards as Freshman

No.	Name	Opponent, Year	Yards
1.	Tyrell Sutton	Wisconsin, 2005	244
2.	Tyrell Sutton	Northern Illinois, 2005	212
3.	Tyrell Sutton	Illinois, 2005	212
4.	Justin Jackson	Wisconsin, 2014	162
5.	Justin Jackson	Notre Dame, 2014	149

### Most Yards as Sophomore

No.	Name	Opponent, Year	Yards
1.	Darnell Autry	Purdue, 1995	226
2.	Bill Swingle	Boston College, 1961	192
3.	Darnell Autry	Air Force, 1995	190
4.	Justin Jackson	Penn State, 2015	186
5.	Justin Jackson	Ball State, 2015	184
6.	Justin Jackson	Illinois, 2015	172
	Tyrell Sutton	Michigan State, 2006	172
8.	Tyrell Sutton	Iowa, 2006	168
9.	Justin Jackson	Wisconsin, 2015	139
10.	Justin Jackson	Stanford, 2015	134

### Most Yards as Junior

No.	Name	Opponent, Year	Yards
1.	Mike Adamle	Wisconsin, 1969	316
2.	Byron Sanders	Minnesota, 1987	295
3.	Damien Anderson	Indiana, 2000	292
4.	Damien Anderson	Michigan, 2000	268
5.	Darnell Autry	Iowa, 1996	240
6.	Damien Anderson	Minnesota, 2000	230
7.	Justin Jackson	Pittsburgh, 2016	224
8.	Damien Anderson	Michigan State, 2000	219
9.	Chuck Hren	Navy, 1951	218
10.	Mike Kafka	Minnesota, 2008	217

### Most Yards as Senior

No.	Name	Opponent, Year	Yards
1.	Jason Wright	Illinois, 2003	251
2.	Jason Wright	Bowling Green, 2003	237
3.	Bob Christian	Wisconsin, 1990	227
4.	Dennis Lundy	Minnesota, 1994	213
5.	Noah Herron	Indiana, 2004	197
6.	Jason Wright	Kansas, 2003	196
7.	Ricky Edwards	Indiana, 1983	193
8.	Mike Adamle	Minnesota, 1970	192
9.	Damien Anderson	Duke, 2001	189
10.	Bob Christian	Northern Illinois, 1990	186

### Most Yards by Quarterback (Since 2000)

No.	Name	Opponent, Year	Yards
1.	Mike Kafka	Minnesota, 2008	217
2.	Kain Colter	Iowa, 2012	166
3.	Kain Colter	Indiana, 2012	161
4.	Clayton Thorson	Nebraska, 2015	126
5.	Zak Kustok	Penn State, 2001	115
6.	Mike Kafka	Nevada, 2006	111
	Zak Kustok	Bowling Green, 2001	111
8.	Kain Colter	Eastern Illinois, 2011	109
	Dan Persa	Penn State, 2010	109
10.	Kain Colter	Western Michigan, 2013	106

### Most Yards in First Game of Career (Since 2000)

No.	Name	Opponent, Year	Yards
1.	Mike Kafka	Miami (Ohio), 2006	106
2.	Tyrell Sutton	Ohio, 2005	104

### All-Time Northwestern Record

192 — Bill Swingle vs. Boston College, 1961

### Most Yards/Carry (min. 25 carries) (Since 2000)

No.	Name	Opponent, Year	Yards/Carry
1.	Damien Anderson	Michigan State, 2000	8.8
2.	Damien Anderson	Michigan, 2000	8.6
3.	Tyrell Sutton	Wisconsin, 2005	8.4
4.	Damien Anderson	Indiana, 2000	8.1
5.	Mike Kafka	Minnesota, 2008	8.0
6.	Tyrell Sutton	Northern Illinois, 2005	7.1
7.	Justin Jackson	Pittsburgh, 2016	7.0
8.	Noah Herron	Indiana, 2004	6.8
9.	Damien Anderson	Minnesota, 2000	6.8
10.	Justin Jackson	Penn State, 2015	6.6

### Most Attempts (Since 2000)

No.	Name	Opponent, Year	Attempts
1.	Jason Wright	Illinois, 2003	42
2.	Jason Wright	Kansas, 2003	41
3.	Damien Anderson	Illinois, 2000	39
4.	Justin Jackson	Illinois, 2015	37
5.	Damien Anderson	Indiana, 2000	36
6.	Justin Jackson	Wisconsin, 2015	35
	Justin Jackson	Duke, 2015	35
	Noah Herron	Penn State, 2003	35

### All-Time Northwestern Record

48 — Mike Adamle vs. Minnesota, 1970

### Most Touchdowns

No.	Name	Opponent, Year	Touchdowns
1.	Kain Colter	Indiana, 2012	4
	Tyrell Sutton	Northern Illinois, 2005	4
	Damien Anderson	Duke, 2001	4
	Damien Anderson	Illinois, 2000	4
	Damien Anderson	Indiana, 2000	4
	Jason Wright	Illinois, 2003	4
	Jason Wright	Kansas, 2003	4
	Jason Wright	Illinois, 2002	4
	Jason Wright	Indiana, 2002	4
	Darnell Autry	Iowa, 1996	4
	Mike Adamle	Minnesota, 1970	4
10.	Many, most recently by...		
	Justin Jackson	Pittsburgh, 2016	3

### Most Touchdowns as Freshman

No.	Name	Opponent, Year	Touchdowns
1.	Tyrell Sutton	Northern Illinois, 2005	4
2.	Many, most recently by...		
	Clayton Thorson	Minnesota, 2015	3

### Most Touchdowns as Quarterback

No.	Name	Opponent, Year	Touchdowns
1.	Kain Colter	Indiana, 2012	4
2.	Many, most recently by...		
	Trevor Siemian	Penn State, 2014	3

### Longest Rushing Plays

No.	Name	Opponent, Year	Yards
1.	Bill Swingle	Boston College, 1961	95
2.	Tiny Lewis	South Dakota, 1927	91
3.	Alton Johnson	Chicago, 1898	90
4.	Stanley Davenport	Iowa, 1986	89
5.	Pay Purdin	Michigan, 1959	85
	Albert Potter	Illinois, 1896	85
7.	Vic Schwall	Ohio State, 1946	81
8.	Venric Mark	Nebraska, 2012	80
	Mike Trumpy	Illinois, 2010	80
	Ricky Edwards	Northern Illinois, 1982	80
	Ollie Hahnenstein	Michigan, 1940	80

## SEASON

### Most Yards

No.	Name	Year	Yards
1.	Damien Anderson	2000	2,063
2.	Darnell Autry	1995	1,785
3.	Justin Jackson	2016	1,524
4.	Tyrell Sutton	2005	1,474
5.	Darnell Autry	1996	1,452
6.	Justin Jackson	2015	1,418
7.	Jason Wright	2003	1,388
8.	Noah Herron	2004	1,381
9.	Venric Mark	2012	1,366
10.	Bob Christian	1989	1,291

### Most Yards as Freshman

No.	Name	Year	Yards
1.	Tyrell Sutton	2005	1,474
2.	Justin Jackson	2014	1,187
3.	Greg Boykin	1972	625
4.	Dennis Lundy	1991	568
5.	Darnell Autry	1994	556
6.	Damien Anderson	1998	537
7.	Mike Trumpy	2010	530
8.	Dave Mishler	1977	520
9.	Jeff Cohn	1979	426
10.	Clayton Thorson	2015	397

### Most Yards as Sophomore

No.	Name	Year	Yards
1.	Darnell Autry	1995	1,785
2.	Justin Jackson	2015	1,418
3.	Damien Anderson	1999	1,128
4.	Tyrell Sutton	2006	1,000
5.	Dennis Lundy	1992	688
6.	Kain Colter	2011	654
7.	Stanley Davenport	1985	598
8.	Pat Geegan	1975	537
9.	Jeff Cohn	1980	503
10.	Bill Swingle	1961	476

### Most Yards as Junior

No.	Name	Year	Yards
1.	Damien Anderson	2000	2,063
2.	Justin Jackson	2016	1,524
3.	Darnell Autry	1996	1,452
4.	Venric Mark	2012	1,366
5.	Bob Christian	1989	1,291
6.	Jason Wright	2002	1,234
7.	Greg Boykin	1974	1,105
8.	Jim Pooler	1974	949
9.	Kain Colter	2012	894
10.	Byron Sanders	1987	778

### Most Yards as Senior

No.	Name	Year	Yards
1.	Jason Wright	2003	1,388
2.	Noah Herron	2004	1,381
3.	Mike Adamle	1970	1,255
4.	Dennis Lundy	1994	1,189
5.	Byron Sanders	1988	1,062
6.	Adrian Autry	1997	1,049
7.	Bob Christian	1990	939
8.	Stan Key	1973	894
9.	Tyrell Sutton	2008	890
10.	Al Robinson	1971	881

### Most Yards as Quarterback

No.	Name	Year	Yards
1.	Kain Colter	2012	894
2.	Kain Colter	2011	654
3.	Zak Kustok	2001	580
4.	Dan Persa	2010	519
5.	Zak Kustok	2000	505
6.	Kain Colter	2013	489
7.	Mike Greenfield	1988	425
8.	Brett Basanez	2005	423
9.	Mike Greenfield	1987	418
10.	Clayton Thorson	2015	397

### Most Yards/Game (min. 9 games)

No.	Name	Year	Yards/Game
1.	Damien Anderson	2000	171.92
2.	Darnell Autry	1995	148.75
3.	Darnell Autry	1996	132.00
4.	Mike Adamle	1970	125.50
5.	Tyrell Sutton	2005	122.83
6.	Dennis Lundy	1994	118.90
7.	Bob Christian	1989	117.36
8.	Justin Jackson	2016	117.23
9.	Noah Herron	2004	115.08
10.	Justin Jackson	2015	109.08



Running back **Justin Jackson** has recorded top-10 seasons in yardage in 2015 (1,418) and 2016 (1,524).

**Most Yards/Carry (min. 225 carries)**

No.	Name	Year	Yards/Carry
1.	Damien Anderson	2000	6.63
2.	Venic Mark	2012	6.04
3.	Tyrell Sutton	2005	5.90
4.	Jason Wright	2003	5.20
5.	Darnell Autry	1996	5.19
6.	<b>Justin Jackson</b>	<b>2016</b>	<b>5.11</b>
7.	Noah Herron	2004	5.04
8.	<b>Justin Jackson</b>	<b>2014</b>	<b>4.84</b>
9.	Bob Christian	1989	4.66
10.	Greg Boykin	1974	4.62

**100-Yard Rushing Games (Since 2000)**

No.	Name	Year	Games
1.	<b>Justin Jackson</b>	<b>2015</b>	<b>8</b>
	Venic Mark	2012	8
	Damien Anderson	2000	8
4.	Jason Wright	2002	7
5.	<b>Justin Jackson</b>	<b>2016</b>	<b>6</b>
	<b>Justin Jackson</b>	<b>2014</b>	<b>6</b>
	Tyrell Sutton	2005	6
	Noah Herron	2004	6
	Jason Wright	2003	6
10.	Tyrell Sutton	2008	4
	Noah Herron	2003	4

**200-Yard Rushing Games (Since 2000)**

No.	Name	Year	Games
1.	Damien Anderson	2000	4
2.	Tyrell Sutton	2005	3
3.	Jason Wright	2003	2

**Most Attempts**

No.	Name	Year	Attempts
1.	Darnell Autry	1995	387
2.	<b>Justin Jackson</b>	<b>2015</b>	<b>312</b>
3.	Damien Anderson	2000	311
4.	Damien Anderson	1999	304
5.	Mike Adamle	1970	304
6.	<b>Justin Jackson</b>	<b>2016</b>	<b>298</b>
7.	Darnell Autry	1996	280
8.	Bob Christian	1989	277
	Al Robinson	1971	277
10.	Noah Herron	2004	274

**Most Attempts/Game (min. 9 games)**

No.	Name	Year	Attempts/Game
1.	Darnell Autry	1995	32.25
2.	Mike Adamle	1970	30.40
3.	Damien Anderson	1999	27.82
4.	Dennis Lundy	1994	26.00
5.	Damien Anderson	2000	25.92
6.	Darnell Autry	1996	25.45
7.	Bob Christian	1989	25.18
	Al Robinson	1971	25.18
9.	<b>Justin Jackson</b>	<b>2015</b>	<b>24.00</b>
	Byron Sanders	1988	24.00

**Most Touchdowns**

No.	Name	Year	Touchdowns
1.	Damien Anderson	2000	23
2.	Jason Wright	2003	20
3.	Darnell Autry	1996	17
	Darnell Autry	1995	17
5.	Tyrell Sutton	2005	16
6.	<b>Justin Jackson</b>	<b>2016</b>	<b>15</b>
7.	Noah Herron	2004	14
8.	Venic Mark	2012	12
	Kain Colter	2012	12
	Jason Wright	2002	12

**Most Touchdowns as Freshman**

No.	Name	Year	Touchdowns
1.	Tyrell Sutton	2005	16
2.	<b>Justin Jackson</b>	<b>2014</b>	<b>12</b>
3.	Greg Boykin	1972	11
4.	<b>Clayton Thorson</b>	<b>2015</b>	<b>5</b>
	Arby Fields	2009	5
6.	Treyvon Green	2011	4
	Mike Trumpy	2010	4
	Brett Basanez	2002	4
	Damien Anderson	1998	4
	Sandy Schwab	1982	4

**Most Touchdowns as Quarterback**

No.	Name	Year	Touchdowns
1.	Kain Colter	2012	12
2.	Zak Kustok	2001	11
3.	Kain Colter	2011	9
	Dan Persa	2010	9
	Zak Kustok	2000	9
6.	Mike Kafka	2009	8
7.	Brett Basanez	2005	7
8.	Mike Greenfield	1987	6
9.	<b>Clayton Thorson</b>	<b>2016</b>	<b>5</b>
	<b>Clayton Thorson</b>	<b>2015</b>	<b>5</b>
	Kain Colter	2013	5
	Brett Basanez	2004	5

**Most Touchdowns/Game (min. 9 games)**

No.	Name	Year	Touchdowns/Game
1.	Damien Anderson	2000	1.92
2.	Darnell Autry	1996	1.55
3.	Jason Wright	2003	1.54
4.	Darnell Autry	1995	1.42
5.	Tyrell Sutton	2005	1.33
6.	Noah Herron	2004	1.17
7.	<b>Justin Jackson</b>	<b>2016</b>	<b>1.15</b>
8.	Jason Wright	2002	1.00
	Damien Anderson	2001	1.00
	Zak Kustok	2001	1.00

**Miscellaneous Records**
**Most Yards in Two Consecutive Games**

**511** — Damien Anderson vs. Michigan State and Indiana, 2000

**Most Yards in Three Consecutive Games**

**685** — Damien Anderson vs. Wisconsin, Michigan State, and Indiana, 2000

**Most Yards in Four Consecutive Games**

**809** — Damien Anderson vs. Minnesota, Michigan, Iowa, and Illinois, 2000

**Most Yards in Five Consecutive Games**

**1,064** — Damien Anderson vs. Michigan State, Indiana, Purdue, Minnesota, and Michigan, 2000



# RUSHING



Running back **Damien Anderson's** 4,485 career yards are the most in Wildcat history.

## CAREER

### Most Yards

No.	Name	Years	Yards
1.	Damien Anderson	1998-01	4,485
2.	Justin Jackson	2014-	4,129
3.	Tyrell Sutton	2005-08	3,886
4.	Darnell Autry	1994-96	3,793
5.	Dennis Lundy	1991-94	3,062
6.	Bob Christian	1987-90	2,643
7.	Jason Wright	2000-03	2,625
8.	Noah Herron	2001-04	2,524
9.	Greg Boykin	1972-75	2,465
10.	Kain Colter	2010-13	2,180

### Most Yards as Quarterback

No.	Name	Years	Yards
1.	Kain Colter	2010-13	2,180
2.	Zak Kustok	1999-01	1,294
3.	Brett Basanez	2002-05	996
2.	Mike Greenfield	1984-87	904
5.	Mike Kafka	2006-09	887
6.	Dan Persa	2008-11	716
7.	Len Williams	1990-93	542
8.	Dick Thornton	1958-60	508
9.	Clayton Thorson	2015-	495
10.	Bobby Eickhoff	1959-61	320

### Most Yards/Game (min. 20 games)

No.	Name	Years	Yards/Game
1.	Darnell Autry	1994-96	111.56
2.	Justin Jackson	2014-	108.66
3.	Damien Anderson	1998-01	104.30
4.	Tyrell Sutton	2005-08	97.15
5.	Byron Sanders	1987-88	87.62
6.	Dennis Lundy	1991-94	76.55
7.	Bob Christian	1987-90	69.55
8.	Mike Adamle	1968-70	67.17
9.	Greg Boykin	1972-75	60.12
10.	Jason Wright	2000-03	57.07

### Most Yards/Carry (min. 450 carries)

No.	Name	Years	Yards/Carry
1.	Noah Herron	2001-04	5.46
2.	Jason Wright	2000-03	5.37
3.	Tyrell Sutton	2005-08	5.32
4.	Justin Jackson	2014-	4.83
5.	Darnell Autry	1994-96	4.82
6.	Damien Anderson	1998-01	4.71
7.	Bob Christian	1987-90	4.32
8.	Mike Adamle	1968-70	4.17
9.	Dennis Lundy	1991-94	4.16
10.	Greg Boykin	1972-75	4.10

### Most 100-Yard Games (Since 2000)

No.	Name	Years	Games
1.	Justin Jackson	2014-	20
2.	Tyrell Sutton	2005-08	16
3.	Jason Wright	2000-03	13
4.	Noah Herron	2001-04	10
	Damien Anderson	1998-01	10
6.	Venric Mark	2010-13	8
7.	Kain Colter	2010-13	5
8.	Treyvon Green	2011-14	3
	Mike Trumpy	2010-13	3
	Zak Kustok	1998-01	3

### Most Attempts

No.	Name	Years	Attempts
1.	Damien Anderson	1998-01	953
2.	Justin Jackson	2014-	855
3.	Darnell Autry	1994-96	787
4.	Dennis Lundy	1991-94	736
5.	Tyrell Sutton	2005-08	731
6.	Bob Christian	1987-90	612
7.	Greg Boykin	1972-75	601
8.	Len Williams	1990-93	538
9.	Stanley Davenport	1984-87	552
10.	Jason Wright	2000-03	489

### Most Attempts/Game (min. 20 games)

No.	Name	Years	Attempts/Game
1.	Darnell Autry	1994-96	23.15
2.	Justin Jackson	2014-	22.50
3.	Damien Anderson	1998-01	22.16
4.	Byron Sanders	1987-88	21.48
5.	Dennis Lundy	1991-94	18.40
6.	Tyrell Sutton	2005-08	18.28
7.	Bob Christian	1987-90	16.11
8.	Mike Adamle	1968-70	16.10
9.	Al Robinson	1969-71	15.52
10.	Greg Boykin	1972-75	14.66

### Most Touchdowns

No.	Name	Years	Touchdowns
1.	Damien Anderson	1998-01	38
2.	Darnell Autry	1994-96	35
3.	Jason Wright	2000-03	32
4.	Tyrell Sutton	2005-08	31
5.	Justin Jackson	2014-	30
6.	Kain Colter	2010-13	28
7.	Noah Herron	2001-04	26
8.	Zak Kustok	1999-01	22
9.	Dennis Lundy	1991-94	22
	Bob Christian	1987-90	20

### Most Touchdowns/Game (min. 20 games)

No.	Name	Years	Touchdowns/Game
1.	Darnell Autry	1994-96	1.03
2.	Damien Anderson	1998-01	0.88
3.	Justin Jackson	2014-	0.79
4.	Tyrell Sutton	2005-08	0.78
5.	Zak Kustok	1999-01	0.73
6.	Kain Colter	2010-13	0.72
7.	Steve Murphy	1962-64	0.70
8.	Jason Wright	2000-03	0.70
9.	Noah Herron	2001-04	0.58
10.	Bob Christian	1987-90	0.53

### Most Touchdowns by Quarterback

No.	Name	Years	Touchdowns
1.	Kain Colter	2010-13	28
2.	Zak Kustok	1999-01	22
3.	Brett Basanez	2002-05	18
4.	Mike Greenfield	1984-87	14
5.	Mike Kafka	2006-09	11
	Len Williams	1990-93	11
7.	Clayton Thorson	2015-	10
	Dan Persa	2008-11	10
9.	C.J. Bachér	2005-08	8
10.	Maurie Daigneau	1969-71	7

## YEARLY LEADERS

Year	Player	Yards
1937	Don Heap	564
1938	Ollie Hahnenstein	405
1939	Don Clawson	341
1940	Don Clawson	418
1941	Bill deCorrevont	344
1942	Ed Hirsch	438
1943	Otto Graham	335
1944	Henry Altepeter	301
1945	Dick Conners	671
1946	Art Murakowski	416
1947	Art Murakowski	367
1948	Art Murakowski	622
1949	Gasper Perricone	556
1950	Rich Athan	688
1951	Chuck Hren	539
1952	Bob Lauter	488
1953	Jim Troglio	312
1954	Bob Lauter	371
1955	Jim Troglio	287
1956	Bob McKeiver	592
1957	Ron Burton	389
1958	Ron Burton	613
1959	Mike Stock	400
1960	Mike Stock	536
1961	Bill Swingle	483
1962	Willie Stinson	418
1963	Willie Stinson	368
1964	Steve Murphy	377
1965	Bob McKelvey	587
1966	Bob McKelvey	459
1967	Bob Olson	507
1968	Bob Olson	342
1969	Mike Adamle	666
1970	Mike Adamle	1,255
1971	Al Robinson	881
1972	Greg Boykin	625
1973	Stan Key	894
1974	Jim Pooler	949
1975	Greg Boykin	1,105
1976	Pat Geegan	537
1977	Dave Misher	520
1978	Mike Cammon	322
1979	Jeff Cohn	426
1980	Jeff Cohn	503
1981	Jim Browne	162
1982	Ricky Edwards	688
1983	Ricky Edwards	561
1984	Casey Cummings	386
1985	Stanley Davenport	598
1986	Stanley Davenport	703
1987	Byron Sanders	778
1988	Byron Sanders	1,062
1989	Bob Christian	1,291
1990	Bob Christian	939
1991	Eric Dixon	227
1992	Len Williams	119
1993	Robbie Glanton	159
1994	Darnell Autry	556
1995	Darnell Autry	1,785
1996	Darnell Autry	1,452
1997	Adrian Autry	1,049
1998	Damien Anderson	537
1999	Damien Anderson	1,128
2000	Damien Anderson	2,063
2001	Damien Anderson	757
2002	Jason Wright	1,234
2003	Jason Wright	1,388
2004	Noah Herron	1,381
2005	Tyrell Sutton	1,474
2006	Tyrell Sutton	1,000
2007	Tyrell Sutton	522
2008	Tyrell Sutton	890
2009	Arby Fields	302
2010	Mike Trumpy	530
2011	Kain Colter	654
2012	Venric Mark	1,366
2013	Treyvon Green	736
2014	Justin Jackson	1,187
2015	Justin Jackson	1,418
2016	Justin Jackson	1,524





# ALL-PURPOSE

## GAME

### Most Yards (Since 2000)

No.	Name	Opponent, Year	Yards
1.	Jason Wright*	Bowling Green, 2003	336
2.	Damien Anderson	Indiana, 2000	294
3.	Kain Colter	Indiana, 2012	292
4.	Jason Wright	Indiana, 2002	285
5.	Venric Mark	Wisconsin, 2010	281
6.	Damien Anderson	Michigan, 2000	275
7.	Venric Mark	Michigan, 2012	260
8.	Tyrell Sutton	Wisconsin, 2005	253
9.	Jason Wright	Illinois, 2003	251
10.	Damien Anderson	Duke, 2001	250

### Most Plays (Since 2000)

No.	Name	Opponent, Year	Plays
1.	Jason Wright	Kansas, 2003	43
2.	Jason Wright	Illinois, 2003	42
3.	Tyrell Sutton	Indiana, 2007	39
	Tyrell Sutton	Illinois, 2006	39
	Tyrell Sutton	Illinois, 2005	39
	Damien Anderson	Illinois, 2000	39
7.	Justin Jackson	Michigan State, 2016	38
	Justin Jackson	Illinois, 2015	38
9.	Justin Jackson	Duke, 2015	37
	Damien Anderson	Indiana, 2000	37

### All-Time Northwestern Record

51 — Ricky Edwards vs. Indiana, 1983

### Miscellaneous Records

#### Most Yards as Freshman

281 — Venric Mark vs. Wisconsin, 2010

## SEASON

### Most Yards

No.	Name	Year	Yards
1.	Damien Anderson	2000	2,195
2.	Venric Mark	2012	2,166
3.	Darnell Autry	1995	2,023
4.	Jason Wright	2002	2,013
5.	Jason Wright	2003	1,871
6.	Tyrell Sutton	2005	1,870
7.	Jim Pooler	1974	1,802
8.	Justin Jackson	2016	1,743
9.	Noah Herron	2004	1,732
10.	Darnell Autry	1996	1,664

### Most Plays

No.	Name	Year	Plays
1.	Darnell Autry	1995	417
2.	Justin Jackson	2016	333
	Justin Jackson	2015	333
4.	Damien Anderson	2000	330
5.	Damien Anderson	1999	322
6.	Mike Adamle	1970	318
7.	Darnell Autry	1996	308
8.	Bob Christian	1989	303
9.	Tyrell Sutton	2005	294
10.	Jason Wright	2003	293

### Miscellaneous Records

#### Most Yards as Freshman

1,870 — Tyrell Sutton, 2005

## CAREER

### Most Yards

No.	Name	Years	Yards
1.	Damien Anderson	1998-01	5,271
2.	Tyrell Sutton	2005-08	5,138
3.	Justin Jackson	2014-	4,711
4.	Darnell Autry	1994-96	4,609
5.	Venric Mark	2010-13	4,271
6.	Jason Wright	2000-03	4,030
7.	Ricky Edwards	1979-83	3,924
8.	Noah Herron	2001-04	3,536
9.	D'Wayne Bates	1995-98	3,491
10.	Bob Christian	1987-90	3,488

### Most Plays

No.	Name	Years	Plays
1.	Damien Anderson	1998-01	1,022
2.	Justin Jackson	2014-	933
3.	Tyrell Sutton	2005-08	881
4.	Darnell Autry	1994-96	865
5.	Dennis Lundy	1991-94	816
6.	Bob Christian	1987-90	701
7.	Greg Boykin	1972-76	629
8.	Ricky Edwards	1979-83	590
9.	Stanley Davenport	1984-87	589
10.	Jason Wright	2000-03	574

## YEARLY LEADERS

Year	Player	Yards
1946	Vic Schwall	865
1947	Tom Worthington	709
1948	Art Murakowski	754
1949	Gasper Perricone	635
1950	Rich Athan	739
1951	Chuck Hren	582
1952	Joe Collier	762
1953	Joe Collier	404
1954	Jim Troglio	328
1955	Jim Troglio	428
1956	Bob McKeiver	1,072
1957	Ron Burton	660
1958	Ron Burton	1,328
1959	Ron Burton	834
1960	Mike Stock	537
1961	Bill Swingle	591
1962	Willie Stinson	878
1963	Willie Stinson	838
1964	Steve Murphy	452
1965	Ron Treglio	678
1966	Roger Murphy	777
1967	Chico Kurzawski	1,169
1968	Mike Adamle	934
1969	Mike Adamle	1,050
1970	Mike Adamle	1,389
1971	Al Robinson	1,063
1972	Greg Boykin	725
1973	Stan Key	922
1974	Jim Pooler	1,802
1975	Greg Boykin	1,225
1976	Scott Yelvington	649
1977	Todd Sheets	752
1978	Tim Hill	821
1979	Todd Sheets	1,226
1980	Jeff Cohn	665
1981	Jim Browne	302
1982	Ricky Edwards	1,323
1983	Ricky Edwards	1,654
1984	Curtis Duncan	649
1985	Curtis Duncan	797
1986	Curtis Duncan	896
1987	George Jones	1,219
1988	Byron Sanders	1,348
1989	Bob Christian	1,490
1990	Bob Christian	1,267
1991	Mark Benson	851
1992	Lee Gissendaner	1,564
1993	Lee Gissendaner	1,261
1994	Darnell Autry	922
1995	Darnell Autry	2,023
1996	Darnell Autry	1,664
1997	Brian Musso	1,142
1998	D'Wayne Bates	1,336
1999	Damien Anderson	1,312
2000	Damien Anderson	2,195
2001	Damien Anderson	1,184
2002	Jason Wright	2,013
2003	Jason Wright	1,871
2004	Noah Herron	1,732
2005	Tyrell Sutton	1,870
2006	Tyrell Sutton	1,269
2007	Eric Peterman	869
2008	Tyrell Sutton	1,195
2009	Andrew Brewer	1,093
2010	Jeremy Ebert	974
2011	Jeremy Ebert	1,093
2012	Venric Mark	2,166
2013	Treyvon Green	807
2014	Justin Jackson	1,388
2015	Justin Jackson	1,580
2016	Justin Jackson	1,743



Running back **Jason Wright** holds the Northwestern record for all-purpose yards in a game, amassing 336 yards against Bowling Green (2003).

\* indicates player also holds all-time record.

# KICKOFF RETURNS

## GAME

### Most Kickoff Returns (Since 2000)

No.	Name	Opponent, Year	Returns
1.	Venric Mark*	Wisconsin, 2010	9
2.	Venric Mark	Texas A&M, 2011	7
	Venric Mark	Iowa, 2011	7
	Sherrick McManis	Illinois, 2007	7
5.	Andrew Brewer	Syracuse, 2009	6
	Sherrick McManis	Penn State, 2006	6
	Derell Jenkins	Purdue, 2003	6
	Teddy Johnson	Purdue, 2000	6
9.	Many, most recently by...		
	Solomon Vault	Iowa, 2015	5

### Kickoff Return Yards (Since 2000)

No.	Name	Opponent, Year	Yards
1.	Venric Mark*	Wisconsin, 2010	273
2.	Jason Wright	Texas Christian, 2002	191
3.	Sherrick McManis	Illinois, 2007	172
4.	Teddy Johnson	Minnesota, 2000	157
5.	Stephen Simmons	Wisconsin, 2009	155
6.	Venric Mark	Iowa, 2011	142
7.	Venric Mark	Texas A&M, 2011	141
8.	Jeff Backes	Minnesota, 2004	136
9.	Stephen Simmons	Ohio State, 2007	131
10.	Venric Mark	Michigan, 2012	126
	Teddy Johnson	Purdue, 2000	126

### Kickoff Return Yards/Attempt (min. 3 returns) (Since 2000)

No.	Name	Opponent, Year	Yards/Attempt
1.	Jason Wright*	Texas Christian, 2002	63.7
2.	Stephen Simmons	Ohio State, 2007	43.7
3.	Venric Mark	Eastern Illinois, 2011	40.0
4.	Solomon Vault	Penn State, 2015	39.7
5.	Teddy Johnson	Minnesota, 2000	39.3
6.	Stephen Simmons	Wisconsin, 2009	38.8
7.	Sherrick McManis	Wisconsin, 2006	33.7
8.	Stephen Simmons	Michigan, 2007	33.0
9.	Venric Mark	Michigan, 2012	31.5
10.	Louis Ayeni	Michigan, 2000	31.0

\* indicates player also holds all-time record.

### Kickoff Return Touchdowns (Since 2000)

No.	Name	Opponent, Year	Touchdowns
1.	Solomon Vault	Michigan State, 2016	1
	Solomon Vault	Penn State, 2015	1
	Solomon Vault	Duke, 2014	1
	Solomon Vault	Illinois, 2014	1
	Venric Mark	Wisconsin, 2010	1
	Stephen Simmons	Ohio State, 2007	1
	Jeff Backes	Minnesota, 2004	1
	Jason Wright	Texas Christian, 2002	1

### Longest Kickoff Returns

No.	Name	Opponent, Year	Yards
1.	Jason Wright	Texas Christian, 2002	100
2.	Stephen Simmons	Ohio State, 2007	99
	Curtis Duncan	Indiana, 1984	99
4.	Solomon Vault	Duke, 2015	98
	Pug Rentner	Illinois, 1930	98
	Wilbur Hightower	Indiana, 1913	98
7.	Jeff Backes	Minnesota, 2004	97
8.	Solomon Vault	Penn State, 2015	96
9.	Solomon Vault	Michigan State, 2016	95
	Pug Rentner	Minnesota, 1931	95

## SEASON

### Most Kickoff Returns

No.	Name	Year	Returns
1.	Venric Mark	2011	40
2.	Patrick Wright	1990	38
	Jim Pooler	1974	38
4.	Mike Adamle	1968	34
5.	George Jones	1987	32
6.	Sherrick McManis	2007	31
7.	Ricky Edwards	1981	30
8.	Sherrick McManis	2006	28
9.	Al Robinson	1969	27
10.	Stephen Simmons	2009	26
	Todd Sheets	1979	26

### Most Kickoff Returns/Game (min. 9 games)

No.	Name	Year	Returns/Game
1.	Patrick Wright	1990	3.45
	Jim Pooler	1974	3.45
3.	Mike Adamle	1968	3.40
4.	Venric Mark	2011	3.08
5.	George Jones	1987	2.91
6.	Stephen Simmons	2009	2.89
7.	Ricky Edwards	1981	2.73
8.	Al Robinson	1969	2.70
9.	Sherrick McManis	2007	2.58
10.	Sherrick McManis	2006	2.55

### Kickoff Return Yards

No.	Name	Year	Yards
1.	Venric Mark	2011	915
2.	Jim Pooler	1974	807
3.	Mike Adamle	1968	732
4.	Sherrick McManis	2007	718
5.	Patrick Wright	1990	659
6.	Solomon Vault	2015	657
	Stephen Simmons	2009	657
8.	Ricky Edwards	1981	611
9.	Sam Simmons	1998	607
10.	Sherrick McManis	2006	588

### Kickoff Return Yards/Game (min. 9 games)

No.	Name	Year	Yards/Game
1.	Jim Pooler	1974	73.36
2.	Mike Adamle	1968	73.20
3.	Stephen Simmons	2009	73.00
4.	Venric Mark	2011	70.38
5.	Patrick Wright	1990	59.91
6.	Sherrick McManis	2007	59.83
7.	Ricky Edwards	1981	55.55
8.	Sherrick McManis	2006	53.45
9.	Sam Simmons	1998	50.58
10.	Solomon Vault	2015	50.54



Kick returner **Solomon Vault** has the third-most kick return yards in Northwestern history (1,505).



Kick returner **Stephen Simmons** holds the Northwestern records for kickoff returns (84) and kickoff return yards (1,995).

#### Kickoff Return Yards/Attempt (min. 1.2 attempts/game)

No.	Name	Year	Yards/Attempt
1.	Jason Wright	2002	28.5
2.	Willie Stinson	1963	28.3
3.	Sam Simmons	1998	27.6
4.	Ron Rector	1964	27.5
5.	Curtis Duncan	1984	27.3
6.	Curtis Duncan	1985	27.2
7.	<b>Solomon Vault</b>	<b>2015</b>	<b>26.3</b>
8.	Venric Mark	2010	26.2
	Jeff Backes	2002	26.2
10.	Damien Anderson	2001	25.8

#### Kickoff Return Touchdowns

No.	Name	Year	Touchdowns
1.	<b>Solomon Vault</b>	<b>2015</b>	<b>2</b>
2.	Many, most recently by...		
	<b>Solomon Vault</b>	<b>2016</b>	<b>1</b>

## CAREER

#### Most Kickoff Returns

No.	Name	Years	Returns
1.	Stephen Simmons	2006-10	84
2.	Venric Mark	2010-13	83
3.	Todd Sheets	1976-80	72
4.	Ricky Edwards	1979-83	71
5.	Patrick Wright	1990-93	70
6.	Jim Pooler	1973-75	62
7.	<b>Solomon Vault</b>	<b>2014-</b>	<b>59</b>
	Sherrick McManis	2006-09	59
9.	Tim Hill	1978-80	57
10.	Pat New	1987-90	50
	Curtis Duncan	1983-86	50

#### Most Kickoff Returns/Game (min. 20 games)

No.	Name	Years	Returns/Game
1.	Stephen Simmons	2006-10	2.10
2.	Venric Mark	2010-13	1.98
3.	Jim Pooler	1990-93	1.88
4.	<b>Solomon Vault</b>	<b>2014-</b>	<b>1.79</b>
5.	Tim Hill	1978-80	1.73
6.	Patrick Wright	1990-93	1.67
7.	Todd Sheets	1976-80	1.64
8.	Ricky Edwards	1979-83	1.61
9.	Mike Adamle	1968-70	1.37
10.	Sherrick McManis	2006-09	1.35
	Curtis Duncan	1983-86	1.35

#### Kickoff Return Yards

No.	Name	Years	Yards
1.	Stephen Simmons	2007-10	1,995
2.	Venric Mark	2010-13	1,909
3.	<b>Solomon Vault</b>	<b>2014-</b>	<b>1,505</b>
4.	Ricky Edwards	1979-83	1,499
5.	Todd Sheets	1976-80	1,423
6.	Sherrick McManis	2006-09	1,363
7.	Jim Pooler	1973-75	1,325
8.	Curtis Duncan	1983-86	1,308
9.	Patrick Wright	1990-93	1,218
10.	Tim Hill	1978-80	1,178

#### Kickoff Return Yards/Game (min. 20 games)

No.	Name	Years	Yards/Game
1.	Stephen Simmons	2007-10	49.88
2.	Venric Mark	2010-13	45.69
3.	<b>Solomon Vault</b>	<b>2014-</b>	<b>45.61</b>
4.	Jim Pooler	1973-75	40.15
5.	Tim Hill	1978-80	35.70
6.	Curtis Duncan	1983-85	35.35
7.	Ricky Edwards	1979-83	34.07
8.	Todd Sheets	1976-80	32.34
9.	Sherrick McManis	2006-09	29.63
10.	Patrick Wright	1990-93	29.00

#### Kickoff Return Yards/Attempt (min. 1.5 attempts/game)

No.	Name	Years	Yards/Attempt
1.	Jeff Backes	2002-04	26.5
2.	Curtis Duncan	1983-86	26.2
3.	Willie Stinson	1961-63	25.6
4.	<b>Solomon Vault</b>	<b>2015-</b>	<b>25.5</b>
5.	Steve Tasker	1982-84	24.3
6.	Stephen Simmons	2006-10	23.8
7.	Venric Mark	2010-13	23.1
8.	Sherrick McManis	2006-09	22.1
	Lee Gissendaner	1990-93	22.1
10.	Eric Scott	1993	21.6
	A.J. Owens	1972	21.6

#### Kickoff Return Touchdowns

No.	Name	Years	Touchdowns
1.	<b>Solomon Vault</b>	<b>2014-</b>	<b>3</b>
2.	Pug Renter	1930-31	2
3.	Many, most recently by...		
	Venric Mark	2010-13	1

## YEARLY LEADERS

Year	Player	Yards
1946	Vic Schwall	227
1947	Frank Aschenbrenner	195
1948	Frank Aschenbrenner	91
1949	John Miller	145
1950	Dick Alban	126
1951	Dick Alban	93
1952	Walter Jones	228
1953	Nick Chandler	126
1954	Robert King	87
1955	Frank Jeske	147
1956	Bob McKeiver	251
1957	Willmer Fowler	358
1958	Ron Burton	181
1959	Ray Purdin	236
1960	Dick Thornton	199
1961	Larry Benz	75
1962	Willie Stinson	272
1963	Willie Stinson	369
1964	Ron Rector	358
1965	Dick Smith	253
1966	Mike Bradburn	253
1967	Chico Kurzawski	262
1968	Mike Adamle	732
1969	Al Robinson	522
1970	Johnny Cooks	322
1971	Greg Strunk	211
1972	A.J. Owens	476
1973	Jim Pooler	142
1974	Jim Pooler	807
1975	Jim Pooler	376
1976	Todd Sheets	430
1977	Todd Sheets	431
1978	Tim Hill	504
1979	Todd Sheets	513
1980	Lou Tiberi	402
1981	Ricky Edwards	611
1982	Steve Tasker	410
1983	Ricky Edwards	523
1984	Curtis Duncan	464
1985	Curtis Duncan	299
1986	Walter Ding	188
1987	Marcus Lang	158
1988	Pat New	450
1989	Terry Smith	367
1990	Patrick Wright	659
1991	Mike Senters	337
1992	Lee Gissendaner	381
1993	Lee Gissendaner	369
1994	Mike Senters	483
1995	Hudhaifa Ismaeli	209
1996	Hudhaifa Ismaeli	315
1997	Teddy Johnson	343
1998	Sam Simmons	607
1999	Louis Ayeni	295
2000	Teddy Johnson	432
2001	Damien Anderson	284
2002	Jason Wright	513
2003	Derell Jenkins	320
2004	Jeff Backes	333
2005	Gerard Hamlett	468
2006	Sherrick McManis	588
2007	Sherrick McManis	718
2008	Stephen Simmons	509
2009	Stephen Simmons	657
2010	Venric Mark	550
2011	Venric Mark	915
2012	Venric Mark	416
2013	Matthew Harris	484
2014	Treyvon Green	241
2015	Solomon Vault	657
2016	Solomon Vault	560



# PUNT RETURNS

## GAME

### Most Punt Returns

No.	Name	Opponent, Year	Returns
1.	Jeff Backes	Illinois, 2004	6
	Brian Musso	Notre Dame, 1995	6
	Brett Whitley	Minnesota, 1984	6
	Steve Tasker	Northern Illinois, 1986	6
	Gene Miller	Minnesota, 1950	6
6.	<i>Many, most recently by...</i>		
	Flynn Nagel	Duke, 2016	5

### Most Punt Return Yards (Since 2000)

No.	Name	Opponent, Year	Yards
1.	Venric Mark*	Syracuse, 2012	134
2.	Jeff Backes	Illinois, 2004	115
3.	Sam Simmons	Northern Illinois, 2000	102
4.	Marquice Cole	Northern Illinois, 2005	101
5.	Venric Mark	Penn State, 2012	75
6.	Sam Simmons	Minnesota, 2001	73
7.	Mark Philmore	Indiana, 2003	67
8.	Tony Jones	Purdue, 2014	64
9.	Venric Mark	Illinois, 2010	58
	Brendan Smith	Illinois, 2008	58
	Kunle Patrick	Ohio State, 2002	58

### Most Punt Return Yards/Attempt (min. 3 returns) (Since 2000)

No.	Name	Opponent, Year	Yards/Attempt
1.	Sam Simmons	Northern Illinois, 2000	25.5
2.	Sam Simmons	Minnesota, 2001	24.3
3.	Kunle Patrick	Ohio State, 2002	19.3
4.	Jeff Backes	Illinois, 2004	19.2
5.	Mark Philmore	Indiana, 2004	16.0
6.	Marquice Cole	Ohio, 2005	13.3
7.	Kunle Patrick	Penn State, 2003	12.3
8.	Sam Simmons	Duke, 2000	11.3
9.	Venric Mark	Michigan, 2012	10.0
10.	Flynn Nagel	Duke, 2016	8.8

### All-Time Northwestern Record

40.3 — Lee Gissendaner vs. Stanford, 1992

### Most Punt Return Yards/Attempt (min. 5 returns) (Since 2000)

No.	Name	Opponent, Year	Yards/Attempt
1.	Jeff Backes	Illinois, 2004	19.2
2.	Flynn Nagel	Duke, 2016	8.8

### Most Punt Return Touchdowns

No.	Name	Opponent, Year	Touchdowns
1.	<i>Many, most recently by...</i>		
	Tony Jones	Purdue, 2014	1

### Longest Punt Returns

No.	Name	Opponent, Year	Yards
1.	Otto Graham	Kansas State, 1941	93
2.	Sam Simmons	Texas Christian, 1999	87
3.	Brian Musso	Indiana, 1995	86
4.	Venric Mark	Syracuse, 2012	82
5.	Marquice Cole	Northern Illinois, 2005	81
	Dirk Adams	Duke, 1987	81
7.	Pug Rentner	Minnesota, 1931	80
8.	Art Murakowski	Wisconsin, 1949	79
9.	Don Heap	Wisconsin, 1936	77
10.	Venric Mark	Penn State, 2012	75

## SEASON

### Most Punt Returns

No.	Name	Year	Returns
1.	Pug Rentner	1931	30
2.	Brian Musso	1995	28
3.	Kunle Patrick	2003	25
	Brian Musso	1996	25
5.	Brian Musso	1997	23
	Barry Pearson	1970	23
	Walter Jones	1952	23
8.	Josh Barnes	1998	22
9.	Flynn Nagel	2016	20
	Brian Musso	1994	20
	Barry Pearson	1971	20

### Most Punt Returns/Game (min. 9 games) (Since 1956)

No.	Name	Year	Returns/Game
1.	Brian Musso	1995	2.33
2.	Barry Pearson	1970	2.30
3.	Brian Musso	1996	2.08
4.	Kunle Patrick	2003	1.92
5.	Brian Musso	1997	1.92
6.	Larry Gates	1966	1.90
7.	Josh Barnes	1998	1.83
8.	Flynn Nagel	2016	1.82
	Brian Musso	1994	1.82
	Barry Pearson	1971	1.82

### Most Punt Return Yards

No.	Name	Year	Yards
1.	Pug Rentner	1931	547
	Brian Musso	1995	393
2.	Pug Rentner	1931	345
3.	Lee Gissendaner	1992	327
4.	Tom Worthington	1949	296
5.	Venric Mark	2012	280
6.	Lee Gissendaner	1993	223
7.	Brian Musso	1997	222
8.	Marquice Cole	2005	216
9.	Loran Day	1948	214

### Most Punt Return Yards/Attempt (min. 1 return/gm.)

No.	Name	Year	Yards/Attempt
1.	Lee Gissendaner	1992	21.8
2.	Venric Mark	2012	18.7
3.	Tom Worthington	1949	18.5
4.	Vic Schwall	1946	15.9
5.	Sam Simmons	1999	15.4
6.	Rob Burton	1959	14.1
7.	Brian Musso	1995	14.0
8.	Lee Gissendaner	1993	13.9
9.	Sam Simmons	2000	13.2
10.	Otto Graham	1942	12.8

### Most Punt Return Touchdowns

No.	Name	Year	Touchdowns
1.	Venric Mark	2012	2
	Tom Worthington	1949	2
3.	<i>Many, most recently by...</i>		
	Tony Jones	2014	1

## CAREER

### Most Punt Returns (Since 1932)

No.	Name	Years	Returns
1.	Brian Musso	1994-97	96
2.	Barry Pearson	1969-71	56
3.	Kunle Patrick	2000-03	50
4.	Lee Gissendaner	1990-93	41
5.	Sam Simmons	1998-01	40
6.	Venric Mark	2010-13	32
7.	Walter Jones	1950-52	31
8.	Larry Gates	1965-66	30
9.	Brian Nuffer	1985-86	28
	Steve Tasker	1982-84	28

### Most Punt Returns/Game (min. 20 games) (Since 1973)

No.	Name	Years	Returns/Game
1.	Brian Musso	1994-97	2.04
2.	Barry Pearson	1969-71	1.81
3.	Steve Tasker	1982-84	1.40
4.	Brian Nuffer	1985-86	1.27
5.	Kunle Patrick	2000-03	1.04
6.	Larry Gates	1965-66	1.03
7.	Sam Simmons	1998-01	0.98
8.	Lee Gissendaner	1990-93	0.93
9.	Venric Mark	2010-13	0.76
10.	Miles Shuler	2014-15	0.75
	Todd Sheets	1976-80	0.75

### Most Punt Return Yards (Since 1958)

No.	Name	Years	Yards
1.	Brian Musso	1994-97	1,075
2.	Lee Gissendaner	1990-93	606
3.	Venric Mark	2010-13	523
4.	Sam Simmons	1998-01	511
5.	Barry Pearson	1969-71	394
6.	Kunle Patrick	2000-03	334
7.	Steve Tasker	1982-84	303
8.	Mark Philmore	2002-05	274
9.	Marquice Cole	2002-06	248
10.	Todd Sheets	1976-80	241

### Most Punt Return Yards/Attempt (min. 1 return/gm.)

No.	Name	Years	Yards/Attempt
1.	Venric Mark	2010-13	16.3
2.	Lee Gissendaner	1990-93	14.8
3.	Sam Simmons	1998-01	12.8
4.	Brian Musso	1993-97	11.2
5.	Steve Tasker	1982-84	10.8
6.	Roland Wahl	1962-63	9.7
7.	Walter Jones	1950-52	8.2
8.	Brian Nuffer	1985-86	7.5
9.	Barry Pearson	1969-71	7.0
10.	Kunle Patrick	2000-03	6.7

### Most Punt Return Touchdowns

No.	Name	Years	Touchdowns
1.	Brian Musso	1994-97	3
	Tom Worthington	1946-49	3
3.	Venric Mark	2010-13	2
	Sam Simmons	1998-01	2
5.	<i>Many, most recently by...</i>		
	Tony Jones	2010-14	1

## YEARLY LEADERS

Year	Player	Avg.
1946	Vic Schwall	15.9
1947	Frank Aschenbrenner	10.0
1948	Loran Day	12.6
1949	Tom Worthington	18.5
1950	Dick Alban	10.3
1951	Dick Alban	6.1
1952	Walter Jones	7.8
1953	Richard Ranicke	7.4
1954	Richard Ranicke	5.2
1955	Richard Widmark	9.2
1956	Willmer Fowler	13.0
1957	Bob McKeiver	4.4
1958	Ron Burton	9.8
1959	Ron Burton	14.1
1960	Albert Kimbrough	5.6
1961	Albert Kimbrough	4.4
1962	Roland Wahl	10.1
1963	Roland Wahl	8.6
1964	Dick McCauley	7.5
1965	Larry Gates	6.6
1966	Larry Gates	5.5
1967	Chico Kurzwski	6.9
1968	Rich Dean	7.4
1969	Barry Pearson	5.9
1970	Barry Pearson	8.4
1971	Barry Pearson	6.1
1972	Greg Strunk	11.5
1973	Neil Little	6.2
1974	Pat Geegan	6.3
1975	Pete Shaw	9.2
1976	Pete Shaw	8.7
1977	Todd Sheets	8.3
1978	Pat Geegan	6.4
1979	Todd Sheets	9.6
1980	Todd Sheets	9.6
1981	Steve Bogan	7.0
1982	Steve Tasker	8.1
1983	Steve Tasker	18.4
1984	Steve Tasker	11.7
1985	Brian Nuffer	8.9
1986	Brian Nuffer	5.9
1987	Dirk Adams	27.3
1988	Pat New	10.0
1989	Richard Buchanan	8.9
1990	Patrick Wright	7.1
1991	Lee Gissendaner	5.6
1992	Lee Gissendaner	v 21.8
1993	Lee Gissendaner	13.9
1994	Brian Musso	9.0
1995	Brian Musso	14.0
1996	Brian Musso	11.2
1997	Brian Musso	9.7
1998	Josh Barnes	8.6
1999	Sam Simmons	15.4
2000	Sam Simmons	13.2
2001	Sam Simmons	10.8
2002	Kunle Patrick	7.5
2003	Kunle Patrick	6.0
2004	Mark Philmore	10.4
2005	Marquice Cole	27.0
2006	Brendan Smith	11.8
2007	Eric Peterman	6.1
2008	Brendan Smith	7.9
2009	Brendan Smith	6.6
2010	Venric Mark	12.9
2011	Venric Mark	14.3
2012	Venric Mark #	18.7
2013	Tony Jones	7.1
2014	Miles Shuler	14.0
2015	Miles Shuler	10.0
2016	Flynn Nagel	5.9

v Ranked first nationally in NCAA statistics  
# Named FWW All-American as punt returner

\* indicates player also holds all-time record.



# DEFENSE

## GAME

### Most Tackles (Since 2005)

No.	Name	Opponent, Year	Tackles
1.	Tim McGarigle	Wisconsin, 2005	25
2.	Tim McGarigle	Michigan, 2005	21
3.	Anthony Walker, Jr.	Duke, 2015	19
4.	David Nwabuisi	Iowa, 2012	18
	Brian Peters	Illinois, 2010	18
	Jaylen Prater	Western Michigan, 2015	18
7.	Adam Kadela	Illinois, 2007	17
	Tim McGarigle	UCLA, 2005	17
	Tim McGarigle	Northern Illinois, 2005	17
10.	Traveon Henry	Tennessee, 2016	16
	Damien Proby	Penn State, 2012	16

### Most Solo Tackles (Since 2005)

No.	Name	Opponent, Year	Tackles
1.	Tim McGarigle	Wisconsin, 2005	15
2.	Godwin Igwebuikwe	Nebraska, 2016	13
3.	Damien Proby	Penn State, 2012	12
4.	Ibraheim Campbell	Syracuse, 2012	11
	Ibraheim Campbell	California, 2014	11
	Tim McGarigle	Michigan, 2005	11
	David Nwabuisi	Iowa, 2012	11
	Brad Phillips	Wisconsin, 2009	11
	Brendan Smith	Michigan, 2006	11
10.	Many, most recently by...		
	Anthony Walker, Jr.	Indiana, 2016	10

### Most Assisted Tackles (Since 2005)

No.	Name	Opponent, Year	Tackles
1.	Tim McGarigle	Northern Illinois, 2005	15
2.	Anthony Walker, Jr.	Duke, 2015	12
	Quentin Davie	Texas Tech, 2011	12
	Brian Peters	Illinois, 2010	12
	Adam Kadela	Illinois, 2007	12
6.	Nate Williams	Texas Tech, 2011	11
	Brad Phillips	Michigan State, 2008	11
8.	Many, most recently by...		
	Damien Proby	Illinois, 2013	10

### Most Tackles For Loss (Since 2005)

No.	Name	Opponent, Year	TFL
1.	Dean Lowry	Nebraska, 2015	6.0
2.	Ifeadi Odenigbo	Iowa, 2016	4.0
	Deonte Gibson	Wisconsin, 2015	4.0
	Vince Browne	Ohio, 2008	4.0
5.	Anthony Walker, Jr.	Illinois, 2015	3.5
	Quentin Davie	Southern Illinois, 2008	3.5
	Tim McGarigle	Wisconsin, 2005	3.5
8.	Many, most recently by...		
	Anthony Walker, Jr.	Penn State, 2015	3.0

### Most Sacks (Since 2005)

No.	Name	Opponent, Year	Sacks
1.	Ifeadi Odenigbo	Iowa, 2016	4.0
2.	Deonte Gibson	Wisconsin, 2015	3.0
	Quentin Davie	Miami (Ohio), 2009	3.0
	Vince Browne	Ohio, 2008	3.0
5.	Deonte Gibson	Michigan, 2015	2.5
	Kevin Mims	Illinois, 2008	2.5
7.	Many, most recently by...		
	Ifeadi Odenigbo	Michigan State, 2016	2.0

### Most Interceptions (Since 2000)

No.	Name	Opponent, Year	Interceptions
1.	Godwin Igwebuikwe	Wisconsin, 2014	3
2.	Montre Hartage	Purdue, 2016	2
	Matthew Harris	Eastern Illinois, 2015	2
	Collin Ellis	California, 2013	2
	Ibraheim Campbell	Michigan, 2011	2
	Brian Peters	Illinois, 2010	2
	Quentin Davie	Illinois State, 2010	2
	Herschel Henderson	Michigan State, 2005	2
	Bryan Heinz	Illinois, 2003	2
	Marvin Ward	Illinois, 2003	2
	Raheem Covington	Michigan State, 2002	2
	Billy Silva	Duke, 2001	2
	Harold Blackmon	Duke, 2000	2

### Most Interception Return Yards (Since 2000)

No.	Name	Opponent, Year	Yards
1.	Collin Ellis	California, 2013	96
2.	Matthew Harris	Eastern Illinois, 2015	94
3.	Ibraheim Campbell	Michigan, 2014	79
4.	Nick VanHoose	Nebraska, 2015	72
5.	Ben Johnson	Eastern Michigan, 2009	70
6.	Marvin Ward	Illinois, 2003	69
7.	Montre Hartage	Illinois, 2016	66
8.	Anthony Walker, Jr.	Notre Dame, 2014	65
9.	Brian Peters	Illinois, 2010	59
10.	Many, most recently by...		
	Anthony Walker, Jr.	Penn State, 2014	49

### All-Time Northwestern Record

116 — Tom Worthington vs. Indiana, 1947

### Most Yards/Interception Return (min. 2) (Since 2000)

No.	Name	Opponent, Year	Yards/Return
1.	Collin Ellis	California, 2013	48
2.	Matthew Harris	Eastern Illinois, 2015	47
3.	Marvin Ward	Illinois, 2003	34.5
4.	Brian Peters	Illinois, 2010	29.5
5.	Herschel Henderson	Michigan State, 2005	24.5
6.	Quentin Davie	Illinois State, 2010	22.5
7.	Ibraheim Campbell	Michigan, 2011	21.5

### Most Interception Touchdown Returns (Since 2000)

No.	Name	Opponent, Year	Touchdowns
1.	Collin Ellis	California, 2013	2
2.	Many, most recently by...		
	Nick VanHoose	Nebraska, 2015	1

### Most Pass Breakups (Since 2005)

No.	Name	Opponent, Year	PBUs
1.	Many, most recently by...		
	Nick VanHoose	Nebraska, 2015	3
	Matthew Harris	Nebraska, 2015	3

### Most Forced Fumbles (Since 2000)

No.	Name	Opponent, Year	FFs
1.	Ifeadi Odenigbo	Western Illinois, 2014	3
2.	Anthony Walker, Jr.	Duke, 2015	2
	Ibraheim Campbell	Notre Dame, 2014	2
	Quentin Davie	Miami (Ohio), 2009	2
	Brad Phillips	Purdue, 2009	2
6.	Many, most recently by...		
	Anthony Walker, Jr.	Pittsburgh, 2016	1

### Most Fumble Recoveries (Since 2000)

No.	Name	Opponent, Year	FRs
1.	Jimmy Hall	Notre Dame, 2014	2
2.	Many, most recently by...		
	Tyler Lancaster	Pittsburgh, 2016	1

### All-Time Northwestern Record

5 — Al Viola vs. Purdue, 1956

### Most Fumble Recovery Return Yards (Since 2000)

No.	Name	Opponent, Year	Yards
1.	Demetrius Eaton	Michigan State, 2005	86
2.	Kevin Bentley	Wisconsin, 2000	50
3.	Kevin Bentley	UNLV, 2001	45
4.	Brian Peters	Purdue, 2008	39
5.	Chi Chi Ariguzo	Syracuse, 2012	33
6.	Ben Johnson	Illinois State, 2010	29
7.	Brian Peters	Miami (Ohio), 2009	27
8.	Eddie Simpson	Iowa, 2006	23
9.	Anthony Walker, Jr.	Minnesota, 2015	13
10.	Louis Ayeni	Kansas, 2003	9

### Most Fumble Return Touchdowns (Since 2000)

No.	Name	Opponent, Year	Touchdowns
1.	Anthony Walker, Jr.	Minnesota, 2015	1
	Chi Chi Ariguzo	Syracuse, 2012	1
	Marshall Thomas	Iowa, 2009	1
	Demetrius Eaton	Michigan State	1
	Kevin Bentley	Wisconsin, 2000	1

### Longest Defensive Plays

No.	Name	Opponent, Year	Type	Yards
1.	Chuck Palmer	Minnesota, 1921	Fumble	102
2.	Chris Martin	Air Force, 1994	Fumble	96
3.	E.P. Williams	Purdue, 1916	INT	95
4.	Art Murakowski	Notre Dame, 1948	INT	91
5.	Demetrius Eaton	Michigan State, 2005	Fumble	86
6.	Walt Holmer	Dartmouth, 1928	Fumble	83
7.	Ibraheim Campbell	Michigan, 2014	INT	79
8.	Steve Murphy	Miami (Ohio), 1963	INT	78
	Hank Bruder	Indiana, 1930	INT	78
10.	Ed Whalen	Iowa, 1934	INT	77

## SEASON

### Most Tackles

No.	Name	Year	Tackles
1.	Chuck Kern	1979	227
2.	Chuck Kern	1978	218
3.	John Voorhees	1971	192
4.	Barry Gardner	1998	175
5.	Barry Gardner	1997	174
6.	Ed Sutter	1990	161
7.	Tim McGarigle	2005	156
8.	Tim McGarigle	2004	151
9.	Kevin Bentley	1999	148
10.	Kevin Bentley	2001	147

### Most Games, 15+ Tackles (Since 2005)

No.	Name	Year	Games
1.	Tim McGarigle	2005	4
2.	David Nwabuisi	2012	2
	Adam Kadela	2007	2
4.	Many, most recently by...		
	Godwin Igwebuikwe	2016	1
	Jaylen Prater	2016	1

### Most Sacks

No.	Name	Year	Sacks
1.	Casey Dailey	1997	12
	Steve Shine	1991	11
3.	Ifeadi Odenigbo	2016	10
	Corey Wootton	2010	10
5.	Deonte Gibson	2015	9
	Tyler Scott	2012	9
	Dwayne Missouri	2000	9
8.	Loren Howard	2003	8
	Casey Dailey	1996	8
10.	Vince Browne	2010	7
	Thomas Homco	1991	7
	Ismaeli Hudhaifa	1995	7
	Steve Shine	1993	7

### Most Tackles For Loss

No.	Name	Year	TFLs
1.	Casey Dailey	1997	26
2.	Anthony Walker, Jr.	2015	20.5
3.	Dwayne Missouri	1999	20
4.	Steve Shine	1993	17
	Matt Rice	1996	17
6.	Loren Howard	2003	16
	Dwayne Missouri	2000	16
	Wil Hemby	1971	16
	Corey Wootton	2008	16
10.	Vince Browne	2010	15.5

### Most Interceptions

No.	Name	Year	Interceptions
1.	Brett Whitley	1987	7
	Willie Lindsey	1991	7
3.	Tom Worthington	1947	6
	Eric Hutchinson	1970	6
5.	Montre Hartage	2016	5
	Sherrick McManis	2009	5
	Marquice Cole	2005	5
	Bryan Heinz	2003	5
	Harold Blackmon	2000	5
	Chris Martin	1995	5
	Todd Krehbiel	1986	5
	Brett Whitley	1985	5
	Malcolm Huntar	1976	5
	Dick McCauley	1963	5
	Dale Pienta	1954	5
	Tom Worthington	1949	5

### Most Interception Return Yards (Since 1975)

No.	Name	Year	Yards
1.	Brett Whitley	1987	202
2.	Anthony Walker, Jr.	2014	114
3.	Chris Martin	1995	111
4.	Marvin Ward	2003	103
5.	Collin Ellis	2013	96
6.	Matthew Harris	2015	94
7.	Brian Peters	2010	84
8.	Brendan Smith	2006	82
9.	Charles Plant	1983	78
10.	Harold Blackmon	1999	75



# DEFENSE

## Most Yards/Interception Return (Min. 3)

No.	Name	Year	Yards
1.	Dick Thornton	1958	33.0
2.	Collin Ellis	2013	32.0
3.	Brett Whitley	1987	28.9
4.	Brian Peters	2010	28.0
5.	Tom Worthington	1947	27.8
6.	Brendan Smith	2006	27.3
7.	Ibraheim Campbell	2014	26.3
8.	Charles Plant	1983	26.0
9.	Eric Hutchinson	1971	25.7
10.	Nick VanHoose	2015	25.3

## Most Interception Touchdown Returns

No.	Name	Year	Touchdowns
1.	Collin Ellis	2013	2
	Brendan Smith	2008	2
2.	<i>Many, most recently by...</i>		
	Nick VanHoose	2015	1

## Most Pass Breakups (Since 1971)

No.	Name	Year	PBU's
1.	Harold Blackmon	2000	22
2.	Harold Blackmon	1999	17
3.	Jordan Mabin	2010	14
	Marvin Ward	2004	14
	Shegun Cummings-John	1999	14
6.	Rodney Ray	1994	13
	Matthew Harris	2015	13
8.	Jerry Brown	1971	12
	Sherrick McManis	2008	12
	Ibraheim Campbell	2012	12
	Nick VanHoose	2015	12

## Most Forced Fumbles (Since 2005)

No.	Name	Year	FFs
1.	Anthony Walker, Jr.	2016	4
2.	Anthony Walker, Jr.	2015	3
	Ibraheim Campbell	2014	3
	Ifeadi Odenigbo	2014	3
	Prince Kwateng	2007	3
3.	<i>Many, most recently by...</i>		
	C.J. Robbins	2016	2
	Ifeadi Odenigbo	2016	2

## Most Fumble Recoveries (Since 1971)

No.	Name	Year	FRs
1.	Chi Chi Ariguzo	2012	4
	Barry Gardner	1996	4
	Chris Martin	1995	4
	Hudhaifa Ismaeli	1995	4
	Rich Myers	1986	4
	Bobby Anderson	1980	4
	Chuck Rogers	1978	4
	Kevin Sprouse	1975	4
	Greg Swanson	1972	4
10.	<i>Many, most recently by...</i>		
	Anthony Walker, Jr.	2015	3

## All-Time Northwestern Record

5 — Al Viola, 1956

## Most Fumble Recovery Return Yards (Since 2000)

No.	Name	Year	Yards
1.	Demetrius Eaton	2005	86
2.	Kevin Bentley	2000	50
3.	Kevin Bentley	2001	45
4.	Chi Chi Ariguzo	2012	33
5.	Ben Johnson	2010	29

## Most Fumble Recovery Touchdowns (Since 2000)

No.	Name	Year	TDs
1.	Anthony Walker, Jr.	2015	1
	Chi Chi Ariguzo	2012	1
	Marshall Thomas	2009	1
	Demetrius Eaton	2005	1
	Kevin Bentley	2000	1



Linebacker Casey Dailey holds the Northwestern record for most career sacks (28).

CAREER

Most Tackles

No.	Name	Years	Tackles
1.	Tim McGarigle	2002-05	545
2.	Chuck Kern	1977-80	503
3.	Barry Gardner	1995-98	468
4.	Ed Sutter	1988-91	429
5.	William Bennett	1992-95	418
6.	Kevin Bentley	1998-01	390
7.	Paul Maly	1973-77	343
8.	Eric Collier	1994-97	342
9.	Napoleon Harris	1998-01	334
10.	Thomas Homco	1988-91	333

Most Games, 15+ Tackles (Since 2005)

No.	Name	Years	Games
1.	Tim McGarigle	2002-05	4
2.	David Nwabuisi	2009-12	2
	Adam Kadela	2004-07	2
3.	<i>Many, most recently by...</i>		
	Godwin Igwebuike	2014-	1
	Jaylen Prater	2013-16	1

Most Sacks

No.	Name	Years	Sacks
1.	Casey Dailey	1994-97	28
2.	Ifeadi Odenigbo	2013-16	23.5
3.	Steve Shine	1990-93	21
4.	Corey Wootton	2006-09	19.5
5.	Vince Browne	2008-11	19
6.	Dwayne Missouri	1997-00	17
7.	Tyler Scott	2009-12	16
8.	Deonte Gibson	2012-15	15
9.	Dean Lowry	2012-15	12.5
10.	Matt Rice	1993-96	12

Most Tackles For Loss

No.	Name	Years	TFLs
1.	Casey Dailey	1994-97	53
2.	Dwayne Missouri	1997-00	45
3.	Matt Rice	1993-96	42
4.	Anthony Walker, Jr.	2014-16	38
	Corey Wootton	2006-09	38
6.	Keith Cruise	1981-84	37
7.	Vince Browne	2008-11	34.5
8.	Steve Shine	1990-93	34
	Kevin Bentley	1998-01	34
	Loren Howard	2002-04	34

Most Interceptions

No.	Name	Years	INTs
1.	Brett Whitley	1984-87	15
2.	Tom Worthington	1946-49	14
3.	Brian Peter	2008-11	11
	Malcolm Hunter	1974-77	11
5.	Ibraheem Campbell	2011-14	10
	Harold Blackmon	1997-00	10
	Eric Hutchinson	1969-71	10
8.	Sherrick McManis	2006-09	9
	Willie Lindsey	1989-92	9
10.	Bobby Anderson	1979-82	8
	Dick McCauley	1962-64	8
	Nick VanHoose	2012-15	8

Most Interception Return Yards (Since 2000)

No.	Name	Years	Yards
1.	Brendan Smith	2005-09	216
2.	Ibraheem Campbell	2011-14	184
3.	Anthony Walker, Jr.	2014-16	134
4.	Marvin Ward	2003-04	120
5.	Brian Peters	2008-11	118
6.	Nick VanHoose	2012-15	115
7.	Marquice Cole	2002-06	105
8.	Collin Ellis	2011-14	103
9.	Matthew Harris	2013-16	97
10.	Jordan Mabin	2008-11	92

All-Time Northwestern Record

319 — Tom Worthington, 1946-49

Most Yards/Interception Return (Min. 5) (Since 2000)

No.	Name	Years	Yards
1.	Brendan Smith	2005-09	30.9
2.	Marvin Ward	2003-04	17.1
3.	Ibraheem Campbell	2011-14	16.7
4.	Matthew Harris	2013-16	16.2
5.	Marquice Cole	2002-06	15.0
6.	Chi Chi Ariguzo	2011-14	14.5
7.	Nick VanHoose	2012-15	14.4
8.	Montre Hartage	2015-	14.0
9.	Jordan Mabin	2008-11	13.1
10.	Brian Peters	2008-11	9.8

Most Interception Touchdown Returns

No.	Name	Years	Touchdowns
1.	Collin Ellis	2011-14	2
	Brendan Smith	2005-09	2
3.	<i>Many, most recently by...</i>		
	Matthew Harris	2013-16	1
	Anthony Walker, Jr.	2014-16	1

Most Pass Breakups (Since 1971)

No.	Name	Years	PBUs
1.	Nick VanHoose	2011-15	48
	Harold Blackmon	1997-00	48
3.	Marvin Ward	2001-04	40
4.	Matthew Harris	2013-16	31
5.	Sherrick McManis	2006-09	30
6.	Raheem Covington	1998-02	24
	Jordan Mabin	2008-11	24
	Ibraheem Campbell	2011-14	24
9.	Rodney Ray	1991-95	23
10.	Brett Whitley	1984-87	22

Most Forced Fumbles (Since 2000)

No.	Name	Years	FFs
1.	Brad Phillips	2006-09	8
	Anthony Walker, Jr.	2014-16	8
3.	Brian Peters	2008-11	6
4.	Ifeadi Odenigbo	2013-16	5
	Ibraheem Campbell	2011-14	5
	Tyler Scott	2010-13	5
	Quentin Davie	2007-10	5
	Adam Kadela	2005-07	5
9.	David Nwabuisi	2009-12	4
	Vince Browne	2008-11	4
	Sherrick McManis	2006-09	4
	Prince Kwateng	2005-08	4
	Deante Battle	2005-07	4

Most Fumble Recoveries

No.	Name	Years	FRs
1.	Kevin Bentley	1998-01	7
	Barry Gardner	1995-98	7
	Hudhaifa Ismaeli	1994-96	7
4.	Anthony Walker, Jr.	2014-16	6
	Dominique Price	2001-04	6
	Daryl Newell	1982-85	6
	Chris Martin	1992-95	6
8.	Chi Chi Ariguzo	2011-14	5
	Brian Peters	2008-11	5
	Steve Ostrowski	1990-93	5
	Greg Gill	1989-92	5
	Ed Sutter	1988-91	5
	Dirk Adams	1984-88	5
	Bobby Anderson	1979-82	5
	Scott Duncan	1975-78	5
	Kevin Sprouse	1973-76	5
	Carl Patrnchak	1973-74	5
	Rob Mason	1972-74	5
	Al Viola	1955-57	5

Most Fumble Recovery Return Yards (Since 1998)

No.	Name	Years	Yards
1.	Kevin Bentley	1998-01	101
2.	Demetrius Eaton	2005-06	86
3.	Brian Peters	2008-11	66
4.	Chi Chi Ariguzo	2011-14	33
5.	Ben Johnson	2008-2011	29

Most Fumble Recovery Touchdowns (Since 2000)

No.	Name	Years	Touchdowns
1.	Anthony Walker	2014-16	1
	Chi Chi Ariguzo	2011-14	1
	Marshall Thomas	2006-09	1
	Demetrius Eaton	2005-06	1
	Kevin Bentley	1998-01	1

YEARLY INTERCEPTION LEADERS

Year	Player	No.	Yds.	Avg.
1946	Vic Schwall	2	36	18.0
1947	Tom Worthington	6	167	27.8
1948	Dick Flowers	4	53	13.3
1949	Tom Worthington	5	50	10.0
1950	Charles Bennett	3	45	15.0
1951	Walter Jones	4	47	11.8
1952	Walter Jones	2	42	21.0
1953	Gerald Weber	3	27	9.0
1954	Dale Pienta	5	49	9.8
1955	Jim Thompson	1	71	71.0
1956	Ed Quinn	3	36	12.0
1957	Ron Burton	2	48	24.0
1958	Dick Thorton	3	99	33.0
1959	Larry Wood	3	14	4.7
1960	Larry Wood	3	30	10.0
1961	Larry Onesti	3	47	15.7
1962	Dick McCauley	2	12	6.0
1963	Dick McCauley	5	36	7.2
1964	Phil Clark	2	30	15.0
1965	Phil Clark	2	60	30.0
1966	Phil Clark	2	66	33.0
1967	Harold Daniels	2	1	0.5
1968	Rich Field	2	23	11.5
1969	Gary Holland	3	34	11.3
1970	Eric Hutchinson	6	49	8.2
1971	Eric Hutchinson	3	77	25.7
1972	Greg Swanson	3	15	5.0
1973	Neil Little	4	38	9.5
1974	Malcolm Hunter	4	62	15.5
1975	Pete Shaw	2	54	27.0
1976	Malcolm Hunter	5	58	11.6
1977	Steve Bobowski	3	30	10.0
1978	Pat Geegan	3	33	11.0
1979	Bobby Anderson	2	19	9.5
1980	Bobby Anderson	4	24	6.0
1981	J. Gatewood	2	0	0.0
	Scott Sanderson	2	0	0.0
1982	Rich Raffin	2	31	15.5
1983	Charles Plant	3	78	26.0
1984	Elery Bennett	2	40	20.0
1985	Brett Whitley	5	10	2.0
1986	Todd Krehbiel	5	72	14.4
1987	Brett Whitley	7	202	28.9
1989	Dwight James	4	66	16.5
1990	Pat New	2	23	11.5
1991	Willie Lindsey	7	52	7.4
1992	Greg Gill	4	28	7.0
1993	Rodney Ray	3	15	5.0
1994	William Bennett	3	0	0.0
1995	Chris Martin	5	111	22.2
1996	Josh Barnes	3	0	0.0
1997	Barry Gardner	2	17	8.5
	Josh Barnes	2	0	0.0
1998	Mike Nelson	3	0	0.0
1999	Harold Blackmon	2	75	37.5
2000	Harold Blackmon	5	18	3.6
2001	Jarvis Adams	2	51	25.5
	Dominique Price	2	17	8.5
	Billy Silva	2	5	2.5
	Raheem Covington	2	0	0.0
2002	Raheem Covington	4	17	4.3
2003	Bryan Heinz	5	12	2.4
2004	Marvin Ward	3	17	5.7
2005	Marquice Cole	5	64	12.8
2006	Brendan Smith	3	82	27.3
2007	Nine players with 1 each			
2008	Jordan Mabin	3	4	1.3
	Brad Phillips	3	4	1.3
2009	Sherrick McManis	5	0	0.0
2010	Quentin Davie	3	56	18.7
	Brian Peters	3	84	28.0
2011	Brian Peters	4	26	6.5
2012	David Nwabuisi	3	52	17.3
	Nick VanHoose	3	39	13.0
2013	Chi Chi Ariguzo	4	26	6.5
	Ibraheem Campbell	4	22	5.5
2014	Ibraheem Campbell	3	79	26.3
	Godwin Igwebuike	3	11	3.7
2015	Matthew Harris	4	94	23.5
2016	Montre Hartage	5	70	14.0



# SCORING

## GAME

### Most Points

No.	Name	Opponent, Year	Points
1.	Otto Graham	Wisconsin, 1943	27
2.	Kain Colter	Indiana, 2012	24
	Drake Dunsmore	Indiana, 2011	24
	Tyrell Sutton	Wisconsin, 2005	24
	Tyrell Sutton	Northern Illinois, 2015	24
	Jason Wright	Illinois, 2003	24
	Jason Wright	Indiana, 2003	24
	Jason Wright	Kansas, 2003	24
	Jason Wright	Indiana, 2002	24
	Damien Anderson	Duke, 2001	24
	Damien Anderson	Illinois, 2000	24
	Darnell Autry	Iowa, 1996	24
	Ricky Edwards	Northern Illinois, 1982	24
	Mike Adamle	Minnesota, 1970	24
15.	Dick Emmerich	Iowa, 1968	22

### Most Points Kicking (Since 2000)

No.	Name	Opponent, Year	Points
1.	Joel Howells	Penn State, 2005	17
2.	Jeff Budzien	Boston College, 2012	16
	Tim Long	Michigan, 2000	16
4.	Stefan Demos	Wisconsin, 2009	15
	Amado Villarreal	Southern Illinois, 2008	15
6.	Jeff Budzien	Indiana, 2012	14
	David Wasielewski	Duke, 2001	14
8.	Stefan Demos	Purdue, 2009	13
	Tim Long	Michigan State, 2000	13
10.	Jack Mitchell	Nebraska, 2015	12
	Jeff Budzien	Illinois, 2012	12
	Stefan Demos	Rice, 2010	12

### All-Time Northwestern Record

17 — Joel Howells vs. Penn State, 2005; Brian Gowins vs. Hawai'i, 1998

### Touchdowns Scored

No.	Name	Opponent, Year	Touchdowns
1.	Kain Colter	Indiana, 2012	4
	Drake Dunsmore	Indiana, 2011	4
	Tyrell Sutton	Wisconsin, 2005	4
	Tyrell Sutton	Northern Illinois, 2015	4
	Jason Wright	Illinois, 2003	4
	Jason Wright	Indiana, 2003	4
	Jason Wright	Kansas, 2003	4
	Jason Wright	Indiana, 2002	4
	Damien Anderson	Duke, 2001	4
	Damien Anderson	Illinois, 2000	4
	Darnell Autry	Iowa, 1996	4
	Ricky Edwards	Northern Illinois, 1982	4
	Mike Adamle	Minnesota, 1970	4
	Otto Graham	Wisconsin, 1943	4
15.	Many, most recently by...		
	Justin Jackson	Pittsburgh, 2016	3

### Touchdowns Scored as Freshman

No.	Name	Opponent, Year	Touchdowns
1.	Tyrell Sutton	Wisconsin, 2005	4
	Tyrell Sutton	Northern Illinois, 2015	4

### Most Field Goals Made

No.	Name	Opponent, Year	Field Goals
1.	Jeff Budzien	Boston College, 2012	5
	Joel Howells	Penn State, 2005	5
3.	Jack Mitchell	Notre Dame, 2014	4
	Jeff Budzien	Michigan, 2013	4
	Stefan Demos	Wisconsin, 2009	4
	Stefan Demos	Purdue, 2009	4
	Amado Villarreal	Southern Illinois, 2008	4
	Tim Long	Michigan, 2000	4
	Brian Gowins	Hawai'i, 1998	4
	Sam Valenzisi	Michigan, 1995	4
	Sam Valenzisi	Minnesota, 1993	4
12.	Many, most recently by...		
	Jack Mitchell	Nebraska, 2015	3

### Most Field Goals Made as Freshman

No.	Name	Opponent, Year	Field Goals
1.	Ira Adler	Indiana, 1987	2
	Ira Adler	Minnesota, 1987	2
	Ira Adler	Wisconsin, 1987	2
	Nick Mirkopolos	Arizona, 1975	2
5.	Many, most recently by...		
	Amado Villarreal	UCLA, 2005	1

### Most Field Goals Made, 50+ Yards

No.	Name	Opponent, Year	Field Goals
1.	Many, most recently by...		
	David Wasielewski	Air Force, 2002	1

### Most Field Goals Attempted

No.	Name	Opponent, Year	Field Goals Att.
1.	Brian Huffman	Texas Christian, 2004	6
	Sam Valenzisi	Minnesota, 1994	6
3.	Jeff Budzien	Boston College, 2012	5
	David Wasielewski	Ohio State, 2002	5
	Tim Long	Duke, 1999	5
	David Gowins	Hawai'i, 1998	5
	David Gowins	Minnesota, 1996	5
8.	Many, most recently by...		
	Jack Mitchell	Wisconsin, 2015	4

### Most Field Goals Attempted

No.	Name	Opponent, Year	Field Goals Att.
1.	Brian Huffman	Texas Christian, 2004	6
	Sam Valenzisi	Minnesota, 1994	6
3.	Jeff Budzien	Boston College, 2012	5
	David Wasielewski	Ohio State, 2002	5
	Tim Long	Duke, 1999	5
	David Gowins	Hawai'i, 1998	5
	David Gowins	Minnesota, 1996	5
8.	Many, most recently by...		
	Jack Mitchell	Wisconsin, 2015	4

### Highest Field Goal Percentage (min. 4 attempts)

No.	Name	Opponent, Year	Field Goal Pct.
1.	Jeff Budzien	Boston College, 2012	100.0%
	Stefan Demos	Wisconsin, 2009	100.0%
	Stefan Demos	Purdue, 2009	100.0%
	Amado Villarreal	Southern Illinois, 2008	100.0%
	Tim Long	Michigan, 2000	100.0%
	Sam Valenzisi	Michigan, 1995	100.0%
7.	Joel Howells	Penn State, 2005	83.3%
	Brian Gowins	Hawai'i, 1998	80.0%
9.	Jack Mitchell	Stanford, 2015	75.0%
	Brian Gowins	Purdue, 1997	75.0%
	Ira Adler	Duke, 1989	75.0%
	John Duvic	Ohio State, 1986	75.0%
	John Duvic	Army, 1986	75.0%

### Longest Field Goals Made

No.	Name	Opponent, Year	Yards
1.	Nick Mirkopolos	Arizona, 1975	54
2.	Brian Gowins	Michigan, 1997	52
	Sam Valenzisi	Ohio State, 1994	52
	John Duvic	Purdue, 1986	52
5.	David Wasielewski	Air Force, 2002	51
	Brian Gowins	Hawai'i, 1998	51
	Sam Valenzisi	Michigan State, 1994	51
7.	Brian Gowins	Iowa, 1995	50
	Ira Adler	Michigan State, 1990	50
	Ira Adler	Wisconsin, 1989	50
	Nick Mirkopolos	Arizona, 1976	50

### Most Extra Points Made

No.	Name	Opponent, Year	PATs Made
1.	Jeff Budzien	Indiana, 2011	8
2.	Jack Mitchell	Michigan State, 2016	7
	Amado Villarreal	Minnesota, 2007	7
	Joel Howells	Michigan State, 2005	7
	David Wasielewski	Navy, 2002	7
	Tim Long	Indiana, 2000	7
7.	Jack Mitchell	Purdue, 2016	6
	Jack Mitchell	Illinois, 2016	6
	Jeff Budzien	Syracuse, 2012	6
	Jeff Budzien	Illinois, 2012	6
	Jeff Budzien	Eastern Illinois, 2011	6
	Amado Villarreal	Michigan State, 2007	6
	Joel Howells	Wisconsin, 2005	6
	Brian Huffman	Texas Christian, 2004	6
	Bill Planisek	Illinois, 1970	6

### Most Extra Points Attempted

No.	Name	Opponent, Year	PATs Attempted
1.	Jeff Budzien	Indiana, 2011	8
2.	Jack Mitchell	Michigan State, 2016	7
	Amado Villarreal	Michigan State, 2007	7
	Amado Villarreal	Minnesota, 2007	7
	Joel Howells	Michigan State, 2005	7
	Joel Howells	Wisconsin, 2005	7
	David Wasielewski	Navy, 2002	7
	Tim Long	Illinois, 2000	7
	Tim Long	Indiana, 2000	7
	Bill Planisek	Illinois, 1970	7

### Miscellaneous Records

#### Longest Field Goal as Freshman

54 — Nick Mirkopolos vs. Arizona, 1975

## SEASON

### Most Points

No.	Name	Year	Points
1.	Damien Anderson	2000	138
2.	Jason Wright	2003	126
3.	Tyrell Sutton	2005	108
	Darnell Autry	1996	108
	Darnell Autry	1995	108
6.	Jeff Budzien	2012	107
7.	Jeff Budzien	2013	104
8.	Justin Jackson	2016	90
	Venric Mark	2012	90
	Amado Villarreal	2008	90
	Noah Herron	2004	90

### Most Points as Freshman

No.	Name	Year	Points
1.	Tyrell Sutton	2005	108
2.	Ira Adler	1987	48
3.	Steve Bogan	1978	36
4.	Arby Fields	2009	30
	D'Wayne Bates	1995	30
	Sandy Schwab	1982	30

### Most Points as Sophomore

No.	Name	Year	Points
1.	Darnell Autry	1995	108
2.	Brian Gowins	1996	82
3.	Kain Colter	2011	72
4.	Jeff Budzien	2011	68
5.	Steve Murphy	1962	56

### Most Points as Junior

No.	Name	Year	Points
1.	Damien Anderson	2000	138
2.	Darnell Autry	1996	108
3.	Jeff Budzien	2012	107
4.	Venric Mark	2012	90
5.	Stefan Demos	2009	88
6.	Brian Gowins	1997	79
7.	Joel Howells	2005	78
	Jason Wright	2002	78
9.	Ron Burton	1958	76
10.	Bob Christian	1989	74

### Most Points as Senior

No.	Name	Year	Points
1.	Jason Wright	2003	126
2.	Jeff Budzien	2013	104
3.	Amado Villarreal	2008	90
	Noah Herron	2004	90
5.	Tim Long	2000	89
6.	Stefan Demos	2010	82
7.	John Duvic	1986	77
8.	Brian Gowins	1998	72
9.	Jeremy Ebert	2011	68
10.	Zak Kustok	2001	66

### Most Points Kicking

No.	Name	Year	Points
1.	Jeff Budzien	2012	107
2.	Amado Villarreal	2008	90
3.	Tim Long	2000	89
4.	Stefan Demos	2009	88
5.	Stefan Demos	2010	82
	Brian Gowins	1996	82
7.	Jack Mitchell	2015	79
	Brian Gowins	1997	79
9.	Joel Howells	2005	78
10.	John Duvic	1986	77

### Most Touchdowns

No.	Name	Year	Touchdowns
1.	Damien Anderson	2000	23
2.	Jason Wright	2003	21
3.	Tyrell Sutton	2005	18
	Darnell Autry	1996	18
	Darnell Autry	1995	18
6.	Justin Jackson	2016	15
	Venric Mark	2012	15
	Noah Herron	2004	15
9.	Jason Wright	2002	13
10.	Austin Carr	2016	12
	Kain Colter	2012	12
	Kain Colter	2011	12
	Ron Burton	1958	12

### Most Touchdowns as Freshman

No.	Name	Year	Touchdowns
1.	Tyrell Sutton	2005	18
2.	Justin Jackson	2014	11
3.	Steve Bogan	1978	6
	Greg Boykin	1972	6





### Most Field Goals Made

No.	Name	Year	Field Goals
1.	Jeff Budzien	2013	23
2.	Amado Villarreal	2008	20
	Brian Gowins	1997	20
4.	Jeff Budzien	2012	19
	John Duvic	1986	19
6.	Jack Mitchell	2015	18
	Stefan Demos	2009	18
8.	Brian Gowins	1998	17
9.	Stefan Demos	2010	16
	Brian Gowins	1996	16

### Most Field Goals Made as Freshman

No.	Name	Year	Field Goals
1.	Ira Adler	1987	11
2.	Nick Mirkopulos	1975	6
3.	Brian Gowins	1995	5
	John Duvic	1983	5
5.	Sam Poulos	1976	4

### Most Field Goals Made, 50+ Yards

No.	Name	Year	Field Goals
1.	Sam Valenzisi	1994	2
2.	Many, most recently by...		
	David Wasielewski	2002	1

### Most Field Goals Attempted

No.	Name	Year	Field Goals Att.
1.	Jack Mitchell	2015	27
	Brian Gowins	1997	27
3.	Jeff Budzien	2013	25
	Stefan Demos	2009	25
	Amado Villarreal	2008	25
6.	Brian Gowins	1998	24
	Brian Gowins	1996	24
8.	Stefan Demos	2010	23
	John Duvic	1986	23
10.	Joel Howells	2005	21

### Field Goal Percentage (min. 10 attempts)

No.	Name	Year	Field Goal Pct.
1.	Jeff Budzien	2012	95.0%
2.	Sam Valenzisi	1995	93.8%
3.	Jeff Budzien	2013	92.0%
4.	Ira Adler	1987	84.6%
5.	John Duvic	1986	82.6%
6.	Amado Villarreal	2008	80.0%
7.	Jack Mitchell	2014	77.8%
8.	Tim Long	2000	76.5%
9.	Ira Adler	1990	75.0%
10.	Brian Gowins	1997	74.1%

### Most Extra Points Made

No.	Name	Year	PATs Made
1.	Jeff Budzien	2012	50
	Jeff Budzien	2011	50
	Tim Long	2000	50
4.	Joel Howells	2005	45
5.	Jack Mitchell	2016	42
6.	David Wasielewski	2001	37
7.	Amado Villarreal	2007	36
8.	Stefan Demos	2010	34
	Stefan Demos	2009	34
	Brian Gowins	1996	34

### Most Extra Points Attempted

No.	Name	Year	PATs Attempted
1.	Tim Long	2000	52
2.	Jeff Budzien	2012	50
	Jeff Budzien	2011	50
4.	Joel Howells	2005	48
5.	Jack Mitchell	2016	43
6.	David Wasielewski	2001	40
7.	Stefan Demos	2010	38
8.	Amado Villarreal	2007	37
9.	Stefan Demos	2009	36
	Brian Gowins	1996	36

### Extra Point Percentage (min. 20 attempts)

No.	Name	Year	Extra Point Pct.
1.	Jeff Budzien	2013	100.0%
	Jeff Budzien	2012	100.0%
	Jeff Budzien	2011	100.0%
	Brian Gowins	1998	100.0%
	Sam Valenzisi	1994	100.0%
	Ira Adler	1990	100.0%
	John Duvic	1986	100.0%
8.	Jack Mitchell	2016	97.7%
9.	Amado Villarreal	2007	97.3%
10.	Joel Howells	2006	96.0%
	Tim Long	2000	96.0%

### Miscellaneous Records

#### Most Touchdowns Scored in Two Consecutive Games

6 — Tyrell Sutton, 2005 (twice, Ohio and Northern Illinois; Penn State and Wisconsin), Damien Anderson, 2000 (Michigan State and Indiana); Darnell Autry, 1996 (Iowa and Purdue)

#### Most Touchdowns Scored in Three Consecutive Games

8 — Darnell Autry, 1996 (Iowa, Purdue, and Tennessee)

#### Consecutive Games Scoring a Touchdown

9 — Damien Anderson, 2000

#### Most Games Scoring a Touchdown

10 — Venrick Mark, 2012; Jason Wright, 2003; Damien Anderson, 2000

#### Most Games Scoring Two or More Touchdowns

8 — Damien Anderson, 2000

#### Consecutive Field Goals Made

17 — Jeff Budzien, 2013

#### Most Times Kicking Two or More FGs in a Game

8 — Brian Gowins, 1997

#### Most Times Kicking Three or More FGs in a Game

4 — John Duvic, 1986; Jeff Budzien, 2012

#### Consecutive PATs Made

50 — Jeff Budzien, 2012; Jeff Budzien, 2011



Placekicker **Jeff Budzien** is one of only 13 FBS players to have a perfect extra-point percentage (min. 100 atts.)



# SCORING

## CAREER

### Most Points

No.	Name	Years	Points
1.	Jeff Budzien	2010-13	280
2.	Brian Gowins	1995-98	262
3.	Damien Anderson	1998-01	228
4.	Tyrell Sutton	2005-08	222
	Darnell Autry	1994-96	222
6.	Jack Mitchell	2014-16	213
7.	Jason Wright	2000-03	210
8.	John Duvic	1983-86	200
9.	Kain Colter	2010-13	192
10.	Ira Adler	1987-90	188

### Most Points Kicking

No.	Name	Years	Points
1.	Jeff Budzien	2010-13	280
2.	Brian Gowins	1995-98	262
3.	Jack Mitchell	2014-16	213
4.	John Duvic	1983-86	200
5.	Ira Adler	1987-90	188
6.	Stefan Demos	2007-10	170
7.	Sam Valenzini	1992-95	169
8.	Amado Villarreal	2005-08	166
9.	Joel Howells	2003-06	147
10.	Tim Long	1998-00	136

### Touchdowns Scored

No.	Name	Years	Touchdowns
1.	Damien Anderson	1998-01	38
2.	Tyrell Sutton	2005-08	37
3.	Darnell Autry	1994-96	37
4.	Jason Wright	2000-03	35
5.	Kain Colter	2010-13	32
6.	Justin Jackson	2014-	31
7.	Noah Herron	2001-04	28
8.	Bob Christian	1987-90	27
9.	Zak Kustok	1999-01	22
	Richard Buchanan	1987-90	22

### Most Field Goals Made

No.	Name	Years	Field Goals
1.	Brian Gowins	1995-98	58
2.	Jeff Budzien	2010-13	48
3.	John Duvic	1983-86	46
4.	Jack Mitchell	2014-16	40
5.	Sam Valenzisi	1992-95	39
	Ira Adler	1987-90	39
7.	Stefan Demos	2007-10	34
8.	Amado Villarreal	2005-08	33
9.	Tim Long	1998-00	25
10.	Joel Howells	2003-06	23

### Most Field Goals Made, 50+ Yards

No.	Name	Years	Field Goals
1.	Brian Gowins	1995-98	3
2.	Sam Valenzisi	1992-95	2
	Ira Adler	1987-90	2
	Nick Mirkopulos	1975-78	2
5.	Many, most recently by...		
	David Wasielewski	1999-02	1

### Most Field Goals Attempted

No.	Name	Years	Field Goals Att.
1.	Brian Gowins	1995-98	85
2.	Jack Mitchell	2014-16	57
3.	Jeff Budzien	2010-13	55
4.	Ira Adler	1987-90	54
	John Duvic	1983-86	54
6.	Sam Valenzisi	1992-95	53
7.	Stefan Demos	2007-10	48
8.	Amado Villarreal	2005-08	44
9.	Joel Howells	2003-06	39
10.	Tim Long	1998-00	35

### Field Goal Percentage (min. 25 attempts)

No.	Name	Years	Field Goal Pct.
1.	Jeff Budzien	2010-13	87.2%
2.	Amado Villarreal	2005-08	75.0%
3.	Sam Valenzisi	1992-95	73.6%
4.	Ira Adler	1987-90	72.2%
5.	Tim Long	1998-00	71.4%
6.	Stefan Demos	2007-10	70.8%
7.	Jack Mitchell	2014-16	70.2%
8.	Brian Gowins	1995-98	68.2%
9.	John Duvic	1983-86	65.7%
10.	Joel Howells	2003-06	59.0%

### Most Extra Points Made

No.	Name	Years	PATs Made
1.	Jeff Budzien	2010-13	136
2.	Jack Mitchell	2014-16	93
3.	Brian Gowins	1995-98	88
4.	Joel Howells	2003-06	78
5.	Ira Adler	1987-90	71
6.	Stefan Demos	2007-10	68
7.	Amado Villarreal	2005-08	67
8.	Bill Planisek	1969-71	63
9.	John Duvic	1983-86	62
10.	Sam Valenzisi	1992-95	52

### Most Extra Points Attempted

No.	Name	Years	PATs Attempted
1.	Jeff Budzien	2010-13	136
2.	Jack Mitchell	2013-16	99
3.	Brian Gowins	1995-98	95
4.	Joel Howells	2003-06	84
5.	Stefan Demos	2007-10	74
6.	Ira Adler	1987-90	74
7.	Bill Planisek	1969-71	73
8.	Amado Villarreal	2005-08	72
9.	John Duvic	1983-86	63
10.	Sam Valenzisi	1992-95	54

### Extra Point Percentage (min. 50 attempts)

No.	Name	Years	Extra Point Pct.
1.	Jeff Budzien	2010-13	100.0%
2.	John Duvic	1983-86	98.4%
3.	Sam Valenzisi	1992-95	96.2%
4.	Ira Adler	1987-90	95.9%
5.	Tim Long	1998-00	95.5%
6.	Jack Mitchell	2014-16	93.9%
7.	Amado Villarreal	2005-08	93.0%
8.	Joel Howells	2003-06	92.9%
9.	David Wasielewski	2001-02	92.6%
	Brian Gowins	1995-98	92.6%

### Miscellaneous Records

#### Consecutive Games Scoring a Touchdown

9 — Damien Anderson, 2000

#### Most Games Scoring a Touchdown

22 — Damien Anderson, 1998-01

#### Most Games Scoring Two or More Touchdowns

12 — Darnell Autry, 1994-96

#### Consecutive Games With A Field Goal

9 — Brian Gowins, 1995-98

#### Consecutive PATs Made

136 — Jeff Budzien, 2010-13

## YEARLY LEADERS

Year	Player	Points
1938	Bernie Jefferson	24
1939	Don Clawson	32
1940	Don Clawson	45
1941	Otto Graham	48
1942	Ed Hirsch	24
1943	Otto Graham	61
1944	Duane Sickles	18
1945	Dick Conners	30
1946	Vic Schwall	50
1947	Art Murakowski	30
1948	Frank Aschenbrenner	24
	Art Murakowski	24
1949	Art Murakowski	30
1950	Rich Athan	42
1951	Chuck Hren	24
1952	Joe Collier	48
	Chuck Hren	48
1953	Bob Lauter	30
1954	George Gondek	12
	John Rearden	12
1955	Jack Weber	18
1956	Bob McKeiver	38
1957	Ron Burton	18
1958	Ron Burton	76
1959	Ron Burton	36
1960	Mike Stock	39
1961	Bill Swingle	30
1962	Steve Murphy	56
1963	Steve Murphy	36
1964	Steve Murphy	36
1965	Bob McKelvey	48
1966	Dick Emmerich	29
1967	Chico Kurzawski	42
1968	Mike Emmerich	35
1969	Mike Adamle	30
	Mike Hudson	30
1970	Mike Adamle	60
1971	Randy Anderson	60
1972	Greg Boykin	38
1973	Steve Craig	36
	Stan Key	36
1974	Jim Pooler	54
1975	Greg Boykin	54
1976	Mark Bailey	24
	Scott Yelvington	24
1977	Sam Poulos	24
1978	Steve Bogan	36
1979	Steve Bogan	24
	Dave Mishler	24
1980	Jay Anderson	37
1981	Steve Bogan	24
1982	Ricky Edwards	54
1983	John Duvic	27
1984	John Duvic	48
1985	John Duvic	48
1986	John Duvic	77
1987	Ira Adler	58
1988	Bob Christian	44
1989	Bob Christian	74
1990	Ira Adler	48
1991	Mark Benson	42
1992	Lee Gissendaner	54
1993	Sam Valenzisi	49
1994	Sam Valenzisi	60
1995	Darnell Autry	108
1996	Darnell Autry	108
1997	Brian Gowins	79
1998	Brian Gowins	72
1999	Tim Long	47
2000	Damien Anderson	138
2001	Zak Kustok	66
2002	Jason Wright	78
2003	Jason Wright	126
2004	Noah Herron	90
2005	Tyrell Sutton	108
2006	Joel Howells	48
2007	Amado Villarreal	72
2008	Amado Villarreal	90
2009	Stefan Demos	88
2010	Stefan Demos	82
2011	Jeff Budzien	66
	Kain Colter	66
	Jeremy Ebert	66
2012	Jeff Budzien	107
2013	Jeff Budzien	104
2014	Jack Mitchell	68
2015	Jack Mitchell	79
2016	Justin Jackson	90



# PUNTING

## GAME

### Most Punting Yards (Since 1998)

No.	Name	Opponent, Year	Yards
1.	J.J. Standring	Ohio State, 1998	551
2.	Brandon Williams	Nebraska, 2013	466
3.	J.J. Standring	Michigan, 1999	433
4.	J.J. Standring	Texas Christian, 1999	418
5.	J.J. Standring	Duke, 1999	416
6.	Brandon Williams	Wisconsin, 2013	414
7.	<b>Hunter Niswander</b>	<b>Duke, 2015</b>	<b>413</b>
8.	Brandon Williams	Nebraska, 2013	393
9.	Ryan Pederson	Purdue, 2004	378
10.	J.J. Standring	Michigan State, 1998	377

### Highest Punting Average (min. 5 punts) (Since 2000)

No.	Name	Opponent, Year	Yards
1.	Stefan Demos	Illinois, 2007	49.0
2.	Brian Huffman	Air Force, 2002	48.9
3.	J.J. Standring	Minnesota, 2001	48.6
4.	J.J. Standring	Iowa, 2001	48.0
5.	Brian Huffman	Iowa, 2002	46.7
6.	J.J. Standring	UNLV, 2001	46.4
7.	Brian Huffman	Air Force, 2003	45.7
8.	J.J. Standring	Michigan State, 2001	45.7
9.	<b>Hunter Niswander</b>	<b>Illinois State, 2016</b>	<b>45.3</b>
10.	Brandon Williams	Boston College, 2011	45.0

### Most Punts (Since 1998)

No.	Name	Opponent, Year	Punts
1.	J.J. Standring	Ohio State, 1998	13
2.	Brandon Williams	Nebraska, 2012	12
3.	Ryan Pederson	Purdue, 2004	11
	Brandon Williams	Wisconsin, 2013	11
	Brandon Williams	Nebraska, 2013	11
6.	<b>Hunter Niswander</b>	<b>Duke, 2015</b>	<b>10</b>
	J.J. Standring	Michigan, 1999	10
	J.J. Standring	Duke, 1999	10
	J.J. Standring	Texas Christian, 1999	10
	J.J. Standring	Michigan State, 1998	10

### Longest Punts

No.	Name	Opponent, Year	Yards
1.	Paul Burton	Indiana, 1995	90
	Steve Toth	Wisconsin, 1934	90
3.	Ollie Olson	Illinois, 1932	88
4.	Merlin Norenburg	Minnesota, 1963	80
5.	Ed Sutter	Illinois, 1990	79
6.	John Kidd	Wisconsin, 1980	78
7.	Brandon Williams	Minnesota, 2011	77
8.	Ed Sutter	Rutgers, 1989	76
9.	Ed Sutter	Duke, 1990	75
	Ed Sutter	Wisconsin, 1988	75
	John Kidd	Wisconsin, 1982	75
	Steve Toth	Ohio State, 1936	75

## SEASON

### Most Punting Yards

No.	Name	Year	Yards
1.	J.J. Standring	1999	3404
2.	John Kidd	1981	3296
3.	J.J. Standring	1998	3240
4.	<b>Hunter Niswander</b>	<b>2015</b>	<b>3227</b>
5.	Ed Sutter	1991	3145
6.	J.J. Standring	2000	3024
7.	<b>Hunter Niswander</b>	<b>2016</b>	<b>3015</b>
8.	J.J. Standring	2001	2971
9.	Brian Huffman	2003	2872
10.	Rick Telander	1969	2860

### Highest Punt Average (min. 30 punts)

No.	Name	Year	Yards
1.	John Kidd	1982	45.6
2.	Paul Burton	1996	43.8
3.	Ed Sutter	1989	43.5
4.	J.J. Standring	2001	43.1
5.	Paul Burton	1994	43.0
6.	Randy Dean	1975	42.5
7.	John Kidd	1983	41.9
8.	John Kidd	1981	41.7
9.	J.J. Standring	1998	41.5
	Brian Huffman	2002	41.5

### Most Punts (Since 1975)

No.	Name	Year	Punts
1.	<b>Hunter Niswander</b>	<b>2015</b>	<b>85</b>
2.	J.J. Standring	1999	84
3.	John Kidd	1981	79
	Ed Sutter	1991	79
5.	J.J. Standring	1998	78
6.	Rick Telander	1969	77
7.	J.J. Standring	2000	75
	Shawn Carpenter	1984	75
9.	Jeff Christensen	1978	74
10.	<b>Hunter Niswander</b>	<b>2016</b>	<b>73</b>

### Miscellaneous Records

**Punts Over 50 Yards**  
19 — J.J. Standring, 2001

## CAREER

### Most Punting Yards

No.	Name	Years	Yards
1.	J.J. Standring	1998-01	12,639
2.	John Kidd	1980-83	10,916
3.	Shawn Carpenter	1984-87	9,532
4.	Brandon Williams	2010-13	9,200
5.	Paul Burton	1993-96	8,948
6.	Ed Sutter	1988-91	8,803
7.	Brian Huffman	2000-04	7,683
8.	Marty McGann	1970-72	7,114
9.	Stefan Demos	2007-10	6,870
10.	<b>Hunter Niswander</b>	<b>2014-</b>	<b>6,422</b>

### Highest Punt Average (min. 100 punts)

No.	Name	Years	Yards
1.	John Kidd	1980-83	41.8
2.	J.J. Standring	1998-01	41.4
	Paul Burton	1993-96	41.4
4.	Ed Sutter	1988-91	40.4
5.	Brian Huffman	2000-04	40.2
6.	<b>Hunter Niswander</b>	<b>2014-</b>	<b>39.4</b>
7.	Marty McGann	1970-72	39.1
	Brandon Williams	2010-13	39.1
9.	Randy Dean	1975-76	38.5
10.	Shawn Carpenter	1984-87	37.4

### Most Punts

No.	Name	Years	Yards
1.	J.J. Standring	1998-01	305
2.	John Kidd	1980-83	261
3.	Brandon Williams	2010-13	235
4.	Ed Sutter	1988-91	218
5.	Paul Burton	1993-96	216
6.	Brian Huffman	2000-04	191
7.	Marty McGann	1970-72	182
8.	Stefan Demos	2007-10	181
9.	<b>Hunter Niswander</b>	<b>2014-16</b>	<b>163</b>
10.	Randy Dean	1974-76	154

### Miscellaneous Records

**Punts Over 50 Yards**  
57 — J.J. Standring, 1998-01



Punter **John Kidd** holds the Northwestern record for best punt average at 41.8 yards per punt.



# TEAM OFFENSE

## TOTAL OFFENSE

### Most Pass-Rush Plays

**Game:** 115 vs. Auburn, 2010  
**Season:** 1,034, 2010

### Most Yards Gained

**Game:** 704 vs. Indiana, 2012  
**Season:** 6,004, 2005

### Most Average Yards Per Game

**Season:** 500.3, 2005

### Most Average Yards Per Play

**Game:** 8.3 vs. Wisconsin, 2005  
**Record:** 6.2, 2005

## RUSHING

### Most Attempts

**Game:** 77 vs. Indiana, 1975; vs. Minnesota, 1970; vs. Iowa, 1965  
**Season:** 603, 2000

### Most Yards Gained

**Game:** 478, vs. Boston College, 1961  
**Season:** 3,062, 2000

### Highest Average Gain Per Rush

**Game:** 8.1 vs. Iowa State, 1953  
**Season:** 5.1, 2000  
**Season (Per Game):** 255.2, 2000

### Most Players Gaining 100 Yards

**Game:** 2, many times, most recent: vs. Iowa, 2012

### Most Touchdowns

**Game:** 8 vs. Illinois, 2000  
**Season:** 37, 2000

## PASSING

### Most Attempts

**Game:** 78 vs. Auburn, 2010  
**Season:** 531, 2009

### Fewest Passes Attempted

**Game:** 1 vs. Minnesota, 1956

### Most Passes Attempted Without Interception

**Game:** 58 vs. Minnesota, 2007; vs. Purdue, 1989

### Most Completions

**Game:** 47 vs. Auburn, 2010  
**Season:** 342, 2010

### Most Passing Yards

**Game:** 532 vs. Auburn, 2010  
**Season:** 3,725, 2010

### Most Touchdowns

**Game:** 5 vs. Michigan State, 2007; Minnesota, 1973  
**Season:** 22, 2016 and 2005

### Most Passes Had Intercepted

**Game:** 7 vs. Notre Dame, 1971  
**Season:** 29, 1971

### Most Average Yards

**Season (per completion):**  
(minimum 100 completions): 15.5, 1976  
(minimum 175 completions): 12.8, 1975  
(minimum 225 completions): 11.8, 1982  
**Season (per game):** 307.9, 2007

### Highest Completion Percentage

**Game (minimum 20 comp.):** 83.7 vs. Syracuse, 2009 (36 of 43)  
**Season:** 71.0, 2011 (289 of 407)

### Highest Passing Efficiency Rating

**Season:** 155.9, 2011

## PUNTING

### Most Punts

**Game:** 13 vs. Ohio State, 1998  
**Season:** 87, 1978

### Fewest Punts

**Game:** 0 vs. Illinois, 1962  
**Season:** 47, 1996

### Highest Average per Punt

**Game (min. 5 punts):** 56.5 vs. Indiana, 1995; vs. Air Force, 1994  
**Game (min. 10 punts):** 47.5 vs. Illinois, 1990  
**Season:** 45.3, 1982

### Most Opponent's Punts Blocked

**Game:** 3 vs. Indiana, 1933

## PUNT RETURNS

### Most Punt Returns

**Game:** 9 vs. Minnesota, 1950

### Most Punt Return Yards

**Game:** 148 vs. Minnesota, 1950  
**Season:** 418, 1995

### Highest Average Per Return

**Game (min. 5 returns):** 17.2 vs. Northern Illinois, 1982  
**Season (min. 15 returns):** 21.8, 1992

### Most Punt Return Touchdowns

**Season:** 1, many times, most recent: vs. Penn State, 2012  
95; vs. Air Force, 1994

## KICKOFF RETURNS

### Most Kickoff Returns

**Game:** 12 vs. Michigan State, 1989  
**Season:** 85, 1981 (11 games)

### Most Kickoff Return Yards

**Game:** 325 vs. Wisconsin, 2010  
**Season:** 1,229, 2002 (12 games)

### Highest Average Per Return

**Game (min. 3 returns):** 43.0 vs. Boston College, 1993  
**Season:** 24.1 yards, 2002 (12 games)

### Most Kickoff Return Touchdowns

**Game:** 1, many times, most recent: vs. Penn State, 2015  
**Season:** 2, 2015

## SCORING

### Most Points

**Game:** 61 vs. Illinois, 2000;  
97 vs. Oshkosh Normal, 1904 #  
**Season:** 441, 2000 (12 games)

### Most Points per Game

**Season:** 36.8, 2000

### Largest Scoring Margin

**Season:** 25.7, 1904

### Most Points Scored, Both Teams

**Game:** 105 vs. Michigan, 2000

### Most Points Scored by an Opponent

**Game:** 78 vs. Iowa, 1913

### Most Touchdowns

**Game:** (since 1946) 9 vs. Illinois, 2000  
**Season:** 58 in 2000 (12 games)

### Most Field Goals

**Game:** 5, vs. Boston College, 2012; Penn State, 2005  
**Season:** 20, 2012; 2008; 1995

### Most PATs

**Game:** 7, many times, most recent: vs. Navy, 2002  
**Season:** 50 (2012, 2011, 2000)

### Most Consecutive Extra Points

**Season:** 50 (2011, 2012)

### Most 2-Point Attempts Made

**Game:** 2 vs. Illinois, 2014; vs. Wisconsin, 1999; vs. Iowa, 1989; vs. Minnesota, 1972; vs. Michigan, 1958

## GENERAL

### Most First Downs

**Game:** 36 vs. Illinois, 2005  
**Season:** 328, 2005 (12 games); 273, 2001 (11 games)

### Most First Downs, Both Teams

**Game:** 64 vs. Bowling Green, 2001

### Most First Downs Per Game

**Season:** 27.3, 2005

### Most First Downs Rushing

**Game:** 26 vs. Illinois, 2003  
**Season:** 161, 2012 (13 games)

### Most First Downs Passing

**Game:** 24 vs. Purdue, 2005  
**Season:** 175, 2007 (12 games); 180, 2010 (13 games)

### Fewest First Downs

**Game:** 0 vs. DePauw, 1944  
**Season:** 103, 1960 (9 games)

### Most Fumbles

**Game:** 10 vs. USC, 1954  
**Season:** 50, 1947 (9 games)

### Most Fumbles Lost

**Game:** 6 vs. Wisconsin, 1956; vs. Illinois, 1954; vs. Southern California, 1954; vs. Rice, 1991  
**Season:** 24, 1977 (11 games)

### Fewest Fumbles Lost

**Season:** 2, 2004

## PENALTIES

### Most Penalties

**Game:** 16 vs. Duke, 2002  
**Season:** 112, 2000 (12 games)

### Most Penalties, Both Teams

**Game:** 24 vs. Purdue, 1989; vs. Pittsburgh, 1950

### Most Yards Penalized

**Game:** 146 vs. Duke, 2002  
**Season:** 960, 2000 (12 games)

### Most Opponent Penalties

**Season:** 86, 1996 (12 games)

### Most Opponent Penalty Yards

**Season:** 758, 1991 (11 games)

## TURNOVERS

### Turnovers

**Game:** 9 vs. Notre Dame, 1971  
**Season:** 43, 1977

### Fewest Turnovers

**Season:** 11, 2004

### Most Total Plays Without a Turnover

**Game:** 103 vs. Illinois, 2000

### Turnovers, Both Teams

**Game:** 15 vs. Wisconsin, 1956



# TEAM DEFENSE

## TOTAL DEFENSE

### Fewest Plays Allowed

**Game:** 46 by Purdue, 1988  
**Season:** 522, 1954 (9 games)

### Fewest Net Yards Allowed

**Game:** 88 by Indiana, 1975; by Illinois, 1970; by Illinois, 1962  
**Season:** 2,559, 1970 (10 games)

### Most Yards Allowed

**Game:** 773 by Arizona State, 2005

### Most Average Yards Per Game

**Season:** 255.9, 1970 (10 Games)

### Fewest Average Yards Allowed Per Play

**Season:** 3.8, 1970

## RUSHING DEFENSE

### Fewest Rushes Allowed

**Game:** 18 by Hawai'i, 1998  
**Season:** 372, 1963 (9 games)

### Fewest Net Yards Allowed

**Game:** 4 vs. Ohio, 2008  
**Season:** 1,640, 2015 (13 games)

### Fewest Average Net Yards Per Game

**Season:** 126.2, 2015 (13 games)

### Lowest Average Yards Allowed Per Rush

**Season:** 3.1, 1971

## PASSING DEFENSE

### Fewest Attempts Allowed

**Game:** 3 by Purdue, 1972  
**Season:** 103, 1955 (9 games)

### Fewest Completions Allowed

**Game:** 0 by Army, 1988; by Minnesota, 1972; by Purdue, 1972; by Michigan, 1943  
**Season:** 50, 1955 (9 games)

### Fewest Yards Allowed

**Game:** (-5) by Notre Dame, 1946  
**Season:** 793, 1970 (10 games)

### Fewest Average Net Yards Per Game Allowed

**Season:** 79.3, 1970 (10 games)

### Fewest Touchdowns Allowed

**Season:** 2, 1948

### Most Interceptions

**Game:** 6 vs. Purdue, 1970; vs. Wisconsin, 1956  
**Season:** 20, 1948 (10 games) and 2005 (12 games)

### Interception Return Yards

**Game:** 187 vs. Iowa, 1987  
**Season:** 432, 1987 (11 games)

### Interceptions Returned for Touchdowns

**Game:** 2 vs. California, 2013  
**Season:** 2, many times, most recently, 2015

## GENERAL

### Fewest Punt Returns Allowed

**Season:** 10, 2011

### Fewest Punt Return Yards Allowed

**Season:** 33, 2015

### Lowest Average Yards Allowed Per Kickoff Return

**Season:** 14.4, 1996

### Most Takeaways

**Game:** 8 vs. Wisconsin, 1963; vs. Wisconsin, 1956  
**Season:** 33, 1995

### Fewest Points Allowed

**Game:** 0 vs. many opponents, most recently: Minnesota, 2015  
**Season:** 91, 1948 (10 games)  
22, 1926 (8 games) #

### Most Opponent Fumbles

**Game:** 7, vs. Wyoming, 1979  
**Season:** 48, 1979 (11 games)

### Most Opponent Fumbles Recovered

**Game:** 5 vs. Wisconsin, 1995  
**Season:** 23, 1972 (11 games); 1979 (11 games)

## CONSECUTIVE RECORDS

### Consecutive Victories

**Season:** 9, 1995

**Overall:** 11, 1935-36

### Consecutive Road Victories

**Season:** 5, 1995

**Overall:** 5, 1995

### Consecutive Shutouts

5, 1904; 1900-01; 1898

### Consecutive Big Ten Victories

**Season:** 8, 1995

**Overall:** 13, 1995-96

### Consecutive Victories At Home

**Season:** 6, 1931

**Overall:** 12, 1995-97

### Consecutive Winning Seasons

4, 1928-31; 1895-98

• NCAA Record  
# Pre-Modern Era Record

**N**

**OPPONENT INFORMATION**



# NEVADA WOLF PACK

Nevada ended the 2016 campaign with a 5-7 overall mark, finishing in a tie for third in the Mountain West's West Division with a 3-5 conference record.

The Wolf Pack enters the 2017 season with a new head coach, former Arizona State assistant Jay Norvell. The 53-year-old first-time head coach was the offensive coordinator at Nebraska, UCLA, Oklahoma and Texas before running Arizona State's offense in 2016. He spent six years as an NFL assistant with the Oakland Raiders and Indianapolis Colts prior to his collegiate coaching career.

Quarterback David Cornwell joins the Wolf Pack in 2017 after transferring from the University of Alabama, where he served in a backup role. In 2016, junior quarterback Ty Gangi took over the starting job midway through the season. Gangi threw for 257 yards per game with 11 touchdowns in Nevada's final five games of 2016. The team improved from 20.9

## General Information

Location	Reno, Nev.
Enrollment	21,000
School Colors	Navy Blue and Silver
Home Stadium	McKay
Surface/Capacity	FieldTurf/TBD
Conference	Mountain West
President	Dr. Marc Johnson
Athletics Director	Doug Knuth
Website	NevadaWolfPack.com

## Football Information

2016 Record	5-7 Overall, 3-5 (T3rd West Division)
Basic Offense/Defense	Air Raid, 3-3-5
Starters Returning (Off/Def/Spec)	12 (4/8/1)
Lettermen Returning (Off/Def/Spec)	33 (19/14/1)
First Year of Football	1896
All-Time Record	540-474-33
All-Time Division I Record	164-140
All-Time Mountain West Record	18-22
Bowl Appearances (Record)	15 (5-10)
Last Bowl Appearance	2015; NOVA Home Loans Arizona Bowl
Results	W, 28-23 vs. Colorado State

## Coaching Staff

Head Coach	Jay Norvell
Defensive Coordinator/Linebackers	Jeff Casteel
Offensive Coordinator/Quarterbacks	Matt Mumme
Assistant Coach/Inside Receivers	Timmy Chang
Assistant Coach/Offensive Line	Mason Miller
Assistant Coach/Running Backs	David White
Assistant Coach/Outside Receivers	Eric Scott
Assistant Coach/Defensive Line	Jason Kaufusi
Assistant Coach/Safeties	Matt Kirk
Assistant Coach/Cornerbacks	Courtney Viney
Assistant Coach/Special Teams	Tommy Perry
Assistant Coach/Special Teams Analyst	Vai Tava
Director of Football Operations	Vince Hug
Graduate Assistant	Jeff Nady
Graduate Assistant	Alec Drudi
Graduate Assistant	John Landwehr
Quality Control - Defense	Mike Chamoures
Quality Control - Offense	Brandon Crosby

## Athletic Communications

Associate AD/Marketing and Communications	Chad Hartley
Office Phone	775-682-6982
Cell Phone	775-229-5513
Email	hartleyc@unr.edu

points per game to 31.2 points per game during that stretch.

Wyatt Demps is the team's top-returning offensive threat. He led the team last season with 53 receptions, 686 receiving yards and nine touchdowns. His best performance of the 2016 season came when he caught nine passes for 124 yards and three touchdowns

in the Wolf Pack's 27-22 win over Fresno State. Nevada finished ninth in the Mountain West in total offense in 2016 with 393.6 yards per game.

Nevada will have to replace running back James Butler, who transferred to Iowa before the 2017 campaign. Butler rushed for 1,336 yards on 260 carries with 12 touchdowns in 2016 and posted over 1,300 yards in each of his last two seasons. Jaxson Kincaide, who played as a true freshman last season, is the Wolf Pack's top-returning rusher. He tallied 78 carries for 334 yards and had seven catches for 88 yards. Kincaide was named Nevada's newcomer of the year in 2016.

The defense returns five of its top six players from last season, which led the Mountain West in pass defense, allowing only 150.5 passing yards per game. Junior defensive end Malik Reed led the team with five sacks and 59 tackles, and led all defensive linemen in the conference with 4.9 tackles per game. Nevada finished 11th in the Mountain West, allowing 469.5 yards per game.

Northwestern and Nevada last met in 2007 at Ryan Field and the Wildcats walked away with a 36-31 victory over the Wolf Pack. Northwestern's C.J. Bacher capped off a six-play 80-yard drive with a 13-yard touchdown pass to Ross Lane with 21 seconds left to seal the victory. Northwestern running back Brandon Roberson rushed for 128 yards and one touchdown on 9.8 yards per carry.

No.	Name	Pos.
1	Vosean Crumie	DB
1	McLane Mannix	WR
2	Asauni Rufus	DB
3	Ahki Muhammad	DB
4	Elijah Cooks	WR
4	EJ Muhammad	DB
5	Dameon Baber	DB
5	Jaxson Kincaide	RB
6	Nephi Sewell	DB
6	Ty Gangi	QB
7	Gabriel Sewell	LB
7	Kaleb Fossum	WR
8	Kaymen Cureton	QB
8	Jaden Sawyer	DB
9	Justin Brent	WR
9	Marcus Lucas	DB
10	Lamin Touray	LB
10	Griffin Dahn	QB
11	Daiyan Henley	WR
11	Dominic Christian	DB
12	David Cornwell	QB
12	Dag Irby	LB
13	Cristian Solano	QB
13	Brandon Brooks	WR
14	Theo Goodwin	DB
14	Mar'Quette Jackson	LB
15	Trevion Armstrong	WR
15	Berdale Robins	DB
16	Kevin Howell	DB
16	Brandon Thompson	WR
17	Ryan Mack	DB
17	Brendan O'Leary-Orange	WR
18	Elijah Moody	DB
18	Reese Neville	WR
19	Wyatt Demps	WR
19	Daylon Johnson	DB
22	Jimbo Davis IV	DB
23	DJ. Powe	LB
23	Kelton Moore	RB
24	Lucas Weber	LB
24	Tyson Williams	WR
25	Maliek Broady	LB
25	Daniel Brown	DB
26	Kendall Johnson	DB
28	Austin Arnold	DB
29	Isaiah Hamilton	RB
30	Lawson Hall	LB
33	Blake Wright	RB
33	Morris Bowman	DB
34	Travis Wilson	LB
35	Quinton Conaway	P
36	Tyler Crandall	DB
37	David Kruskamp	DB
38	AJ Arrington	LB
39	Ricky Thomas Jr.	DE
40	Devin Porter	LB
42	Wes Farnsworth	LS
43	Colin Flannery	TE
44	Kori Collons	DE
45	Trevor Price	LB
46	Anthony Hankins	DB
47	Kameron Toomer	LB
48	Spencer Pettit	K
49	Trae Wells	TE
50	Austin Paulhus	LB
50	Chase Windham	OL
51	Dom Peterson	DT
52	Kyle Adams	LB
53	Alex Talladino	LB
54	Chris Green	DL
54	Alex Tancreto	OL
55	Brock Ruggeroli	LB
56	Sheldon Wilkinson	LB
58	Zac Grant	LS
60	Dylan Porter	OL
61	Reagan Roberson	LB
62	Anthony Palomares	OL
63	Amir Johnson	OL
64	Sean Krepsz	OL
65	Clifford Porter	OL
66	Thomas Newton	OL
67	Gray Davis	OL
67	Alec Bonsall	LB
68	Roger Neal	LB
69	Sam Hammond	DE
70	Nathan Edwards	OL
71	Jake Nelson	OL
72	Marshall Levins	OL
73	Austin Corbett	OL
74	Kevin Spencer	OL
75	Carl Burton-Hill	OL
76	Nate Brown	OL
77	Ziad Damanhoury	OL
78	Jarius McDade	DT
81	Hunter Juarez	WR
82	Tucker Melcher	WR
83	Andrew Celis	WR
85	Miles Beach	TE
88	Brandon Scott	TE
90	Malik Reed	DE
91	Kalei Meyer	DL
92	Nick Gregg	DL
93	Jordan Silva	DE
94	Jacob Drahos	DE
95	Patrick Choudja	DE
96	Hausia Sekona	DL
97	Troy Calderara	K
98	Karson Thomas	LS
99	Korey Rush	DE



**WR • Wyatt Demps**



**DE • Malik Reed**

# DUKE BLUE DEVILS

After winning eight-or-more games in three consecutive seasons (2013-15), the Blue Devils finished the 2016 season 4-8 overall and last in the ACC with a 1-7 conference record.

Duke had eight players named to the 2017 Preseason All-ACC team, including sophomore quarterback Daniel Jones, redshirt senior center Austin Davis, senior running back Shaun Wilson, redshirt senior offensive tackle Gabe Brandner, junior wide receiver T.J. Rahming, junior linebacker Ben Humphreys, redshirt freshman linebacker Joe Giles-Harris and redshirt senior cornerback Bryan Fields.

Jones first took over the starting quarterback job in 2016 after a season-ending injury to Thomas Sirk. In his first year as the starter, Jones threw for 2,836 yards and matched or tied 23 school records. Jones secured the 2017 starting job after Sirk transferred to East Carolina in the offseason.

## General Information

Location	Durham, N.C.
Enrollment	6,485
School Colors	Duke Blue and White
Home Stadium	Brooks Field at Wallace Wade Stadium
Surface/Capacity	Natural Grass/40,004
Conference	Atlantic Coast
President	Vincent Price
Athletics Director	Dr. Kevin M. White
Website	GoDuke.com

## Football Information

2016 Record	4-8 Overall, 1-7 (T-6 Coastal Division)
Basic Offense; Defense	Multiple; 4-2-5
Starters Returning (Off/Def/Spec)	14 (7/5/2)
Lettermen Returning (Off/Def/Spec)	42 (19/20/3)
Last Year of Football	1888
All-Time Record	496-511-31
All-Time Division I Record	496-511-31
All-Time ACC Record	154-264-8
Bowl Appearances (Record)	12 (4-8)
Last Bowl Appearance	2015; New Era Pinstripe
Results	W, 44-41 (OT) vs. Indiana

Duke finished 2016 10th in the ACC in total offense, averaging 23.3 points and 393.3 yards per game. Three of Duke's top four receivers from last season return in 2017, including Rahming, who led the team with 70 catches for 724 yards. Other receivers include redshirt freshman Scott Bracey, and Keyston Fuller, who is on his way back from a knee injury that forced him to miss

## Coaching Staff

Head Coach	David Cutcliffe
Associate Head Coach/Offensive Coordinator	Zac Roper
Assistant Head Coach/Sp. Teams Coordinator/Tight Ends	Jim Bridge
Defensive Coordinator/Linebackers	Jim Knowles
Associate Defensive Coordinator/Defensive Line	Ben Albert
Assistant Special Teams Coordinator/Cornerbacks	Derek Jones
Assistant Coach/Running Backs	Re'Quan Boyette
Assistant Coach/Wide Receivers	Jeffrey Faris
Assistant Coach/Safeties	Matt Guerrieri
Assistant Coach/Offensive Line	Marcus Johnson
Defensive Quality Control	Mike Buscemi
Offensive Quality Control	Eli Keimach
Graduate Assistant	Kirk Benedict
Graduate Assistant	Sam McGrath
Graduate Assistant	Matt O'Donnell
Football Operations Assistant/Special Teams	Cody Robinson

## Athletic Communications

Assistant Director of Athletics/External Affairs	Art Chase
Office Phone	919-684-2614
Cell Phone	919-599-9820
Email	chasea@duaa.duke.edu

the 2016 season. Wilson led the Blue Devils' ground game in 2016, and was ranked fourth in the ACC in all-purpose yards. He rushed for 623 yards with four touchdowns.

The Blue Devils finished 11th in the ACC in total defense, allowing 28.2 points and 414.7 yards per game. Humphreys and Giles-Harris tied for the team lead with 107 tackles. Graduated defensive tackle A.J. Wolf led the team in 2016 with 5.5 sacks. Humphreys was second on the team with 4.5 and Giles-Harris finished third with four. Humphreys added 12 tackles for loss and one forced fumble.

In Duke's final game of 2016, the Blue Devils beat North Carolina 28-27. Jones scored three touchdowns in the game, two on the ground and another through the air. He threw for 240 yards and rushed for 94. Rahming had eight catches for 100 yards and Wilson ran for 107 yards with a touchdown on 24 carries.

Duke and Northwestern meet for the 19th time in 2017, with Northwestern having won eight of the last nine games, including the last three straight. Northwestern earned a 24-13 victory when the programs met in 2016 thanks to Clayton Thorson, who had a 320-yard performance with three touchdowns. Northwestern wide receiver Austin Carr had six catches for 135 yards, including a 58-yard touchdown catch in the fourth quarter.



QB • Daniel Jones



LB • Ben Humphreys

No.	Name	Pos.
1	Axel Nyembwe	DT
2	Javon Jackson	S
3	T.J. Rahming	WR
4	Myles Hudzick	CB
5	Johnathan Lloyed	WR
6	Nicodem Pierre	RB
7	Keyston Fuller	WR
8	Aaron Young	WR
9	Jeremy McDuffie	S
10	Marquis Waters	S
11	Scott Bracey	WR
11	Tim Skapek	K
12	Parker Boehme	QB
13	Jordan Hayes	S
13	Sayvon Sampson	WR
14	Bryon Fields Jr.	CB
15	Chris Katrenick	QB
16	Dylan Singleton	S
17	Daniel Jones	QB
18	Quentin Harris	QB
19	Quay Chambers	WR
20	Marvin Hubbard III	RB
21	Alonzo Saxton II	S
22	Brittain Brown	RB
23	Lummie Young IV	S
24	Zavier Carmichael	LB
25	Deon Jackson	RB
26	Michael Carter II	CB
26	Justin Perry	WR
27	Damani Neal	S
28	Mark Gilbert	CB
29	Shaun Wilson	RB
30	Brandon Feamster	CB
31	Josh Blackwell	CB
32	Brandon Hill	LB
33	Leonard Johnson	S
34	Ben Humphreys	LB
35	Antone Williams	CB
36	Matt Bradley	S
36	Elijah Deveaux	RB
38	Jack Driggers	K
39	Zach Muniz	CB
40	Jacob Morgenstern	S
41	Xander Gagnon	LB
42	Austin Parker	K/P
43	Tinashe Bere	LB
44	Joe Giles-Harris	LB
45	Griffin Carter	RB
45	Lee Rodio	LB
46	Bronson Bruneau	TE/LB
47	Will Kline	K/P
47	Ryan Woltzter	RB
48	AJ Reed	K
49	Koby Quansah	LB
50	Austin Davis	C
51	Victor Dimukeje	DE
52	Zach Morris	DT
53	Scott Jones	DE
54	Kevin Gehsmann	LB
54	Derrick Tangelo	DT
55	Will Taylor	C
56	Danny Doyle	DE
58	Ben Wyatt	LS
59	Tre Hornbuckle	DE
60	Patrick Leitten	OT
60	Noah Waddell	DT
61	Colin Duffy	LS
62	Alex Gourley	C
63	Zach Harmon	OG
65	Julian Santos	OG
66	Jaylen Miller	OG
67	Rakavius Chambers	OG
68	Clark Bulleit	OG
69	Zach Baker	C
70	Christian Harris	OG
72	Evan Lisle	OT
73	Reno Rosene	OG
74	Trip McNeill	OG
75	Liam Smith	OT
76	Gabe Brandner	OT
77	Robert Kraeling	OT
78	Sterling Korona	OT
79	Jacob Rimmer	OT
80	Daniel Helm	TE
81	Davis Koppenhaver	TE
82	Chris Taylor	WR
84	Trevon Lee	WR
85	Damond Philyaw-Johnson	WR
86	Drew Jordan	DE
87	Noah Gray	TE
88	Jake Marwede	TE
89	Mark Birmingham	TE
90	Terrell Lucas	DE
92	Edgar Cerenord	DT
93	Ben Frye	DE
94	Twazanga Mugala	DE
94	Collin Wareham	K
95	Trevon McSwain	DT
96	Chris Rumph II	DE
97	Quaven Ferguson	DT
98	Chidi Okonya	DE
99	Mike Ramsay	DT



# BOWLING GREEN FALCONS



Bowling Green went 4-8 overall in 2016 after appearing in three straight MAC Championship games.

After a 1-8 start in 2016, the Falcons capped the season by winning three straight games, defeating its opponents by an average of 17 points during the stretch.

Head coach Mike Jinks returns for his second season with the team. He was hired prior to the 2016 season after serving as Texas Tech's running backs coach for three seasons. Before his stint at Texas Tech, Jinks coached three seasons at Steele High School in San Antonio, Texas, where he won a state title in 2010.

Josh Cleveland, Bowling Green's returning rusher, ran for 649 yards last season and averaged 6.4 yards per carry. He is one of seven players on the Falcons' roster named to the Preseason All-MAC Team, including First Team selections wide receiver Scott Miller, offensive lineman

## General Information

Location	Bowling Green, Ohio
Enrollment	19,000
School Colors	Orange and Brown
Home Stadium	Doyt L. Perry Stadium
Surface/Capacity	Shaw Sport Turf/24,000
Conference	Mid-American, East Division (MAC)
President	Dr. Mary Ellen Mazey
Athletics Director	Bob Moosbrugger
Website	BGSUFalcons.com

## Football Information

2016 Record	4-8 Overall, 3-5 (4th East Division)
Basic Offense/Defense	Multiple; Multiple
Starters Returning (Off/Def/Spec)	12 (6/6/2)
Lettermen Returning (Off/Def/Spec)	43 (18/22/3)
First Year of Football	1919
All-Time Record	540-372-52
All-Time Division I Record	540-372-52
All-Time Conference Record	282-172-13
Bowl Appearances (Record)	13 (5-8)
Last Bowl Appearance	2015; GoDaddy Bowl
Results	L, 58-27 vs. Georgia Southern

Tim McAuliffe and punter Joseph Davidson. Offensive lineman Ryan Hunter and defensive lineman Gus Schwieterman were named second team, while Cleveland and defensive back Jamari Bozeman were named third team.

Bowling Green finished first in the MAC in scoring offense in 2016, averaging 42.2 points and 546.8

## Coaching Staff

Head Coach	Mike Jinks
Associate Head Coach/Defensive Coordinator/Safeties	Perry Eliano
Co-Offensive Coordinator/Wide Receivers	Kevin Kilmer
Co-Offensive Coordinator/Quarterbacks	Andy Padron
Special Teams Coordinator/Linebackers	Matt Brock
Assistant Coach/Defensive Line	Marcus White
Assistant Coach/Offensive Line	Stephen Hamby
Assistant Coach/Cornerbacks	Mike Mickens
Assistant Coach/Linebackers	Benny Morrison
Assistant Coach/Wide Receivers	Seth Doege
Assistant Coach/Safeties	Ryan Downard
Chief of Staff/DFO	Collin Sexton
Quality Control	Nick Young
Quality Control	Kenny Williams
Graduate Assistant	Luke Wagner
Graduate Assistant	Alex Huettel
Graduate Assistant	Clint Killough
Graduate Assistant	Bobby Turner

## Athletic Communications

Assistant AD for Athletic Communications	Jason Knavel
Office Phone	419-372-7075
Cell Phone	814-464-5009

yards per game. Miller had 986 yards receiving and 10 touchdowns last year in his sophomore season. In his first full season as the team's starting quarterback, redshirt sophomore quarterback James Morgan threw for 2,082 yards with 16 touchdowns and 15 interceptions.

His top performance of the season came in a loss to Toledo when he threw for 335 yards and five scores.

The Falcons finished ninth in the conference in total defense in 2016, allowing 28.9 points and 417.8 yards per game. Schwieterman had 28 tackles in 2016 and a team-high five sacks and 12 tackles for loss. Bozeman was named Third Team All-MAC in 2016 and led the team with three interceptions.

Northwestern's offensive coordinator Mick McCall spent the 2007 season as the offensive coordinator at Bowling Green, directing the Falcons' spread offense, which averaged over 400 yards per game (402.5 ypg). Prior to 2007, McCall spent four years as Bowling Green's quarterbacks coach. Northwestern wide receivers coach Dennis Springer spent three seasons with the Falcons coaching running backs and safeties from 2003-06.

Northwestern last faced Bowling Green in the 2003 Motor City Bowl, falling to the Falcons, 28-24. Northwestern's Jason Wright ran for 237 yards on 21 carries and finished with 336 all-purpose yards.

No.	Name	Pos.
1	Josh Cleveland	RB
2	Jarret Doege	QB
2	Clint Stephens	DB
3	Datrin Guyton	WR
4	Fred Garth	DB
5	Calvin Clater	WR
6	Montre Gregory	DB
6	Matthew Wilcox Jr.	WR
7	Armani Posey	LB
8	Elijah Cunningham	QB
8	David Konowalski	DL
9	Teo Redding	WR
10	Trevor Roop	WR
11	Aaron Banks	LB
11	Cedric Mitchell	DL
12	James Morgan	QB
13	Jamari Bozeman	DB
13	Grant Loy	QB
14	Marcus Milton	DB
14	Janarvis Pough	WR
15	Blake Lucky	FB
16	Colin DeBord	WR
17	Sy Dabney	DB
17	Pete Norris	WR
18	Cameron Jefferies	DB
19	Brandon Harris	LB
20	Jordan Murphy	DL
21	Scott Miller	WR
21	Antonio Sotolongo	DB
22	Robert Jackson Jr.	DB
23	Matt Domer	RB
23	Darius Wortham	DB
24	Tavaurus Wade	DB
25	Terence Stephens Jr.	RB
26	Nilijah Ballew	DB
27	Nate Locke	LB
28	Jerry Judd III	LB
30	Bryson Denley	RB
30	Ty Redding	DB
31	Jerry McBride III	DB
32	Andrew Clair	RB
33	Jerry Roberts	LB
34	Torrian Hampton	DB
35	Matt Robinson	DB
36	Jack Walz III	DB
38	Ben Hale	DB
40	Brian Jennings II	RB
41	Romeo Masuku	DB
42	Leonard Skattebo	FB
43	Denzel Norvell	RB
44	Dirion Hutchins	DL
45	Donovan Wilson	RB
46	Jake Suder	K
47	Dorian Hendrix	LB
48	James Carolan	LS
49	Joseph Davidson	P
50	Jonah Harper	DL
51	Malik Brown	DL
52	Gabe Skrobot	LS
54	Nico Lautanen	DL
55	Caleb Bright	OL
55	Kholbe Coleman	LB
56	Walter Haire	DE
57	Tyree Jackson	DL
58	Brian Sanders	DL
62	Sam Neverov	DL
63	Gus Schwieterman	OL
64	Austin Labus	OL
65	Jack Kramer	OL
68	Ryan Hunter	OL
69	Tim Blair	OL
70	Zach Dziengelowski	OL
71	Tim McAuliffe	OL
72	Derek Downs	OL
73	Joe Ware	OL
74	Lorenzo Taborn	OL
75	Matt Tanner	OL
76	Andrew Lucke	OL
77	Matt Guevremont	OL
78	Clark Clancy	OL
79	Zack Sharp	OL
80	Quintin Morris	WR
81	Tristan Davis	WR
82	Julius Van Rooyen	TE
84	Tyler Traylor	TE
85	Jared Wyatt	WR
86	Quinn Thomas	WR
87	Marquis Zimmerman	WR
88	Hunter Folkertsma	TE
89	Deric Phouthavong	WR
90	Jamari Rouse	DL
91	Nick Fields	K
92	Caylon May	DL
93	Shannon Smith	DL
95	Kyle Junior	DL
97	Josh Croslen	DT
98	Grant Tinnerman	K
	Aidan O'Connor	WR
	Justin Sawmiller	WR



RB • Josh Cleveland



DL • Gus Schwieterman

# WISCONSIN BADGERS

Wisconsin finished the 2016 season 11-3 overall and on top of the Big Ten's West Division with a 7-2 mark in conference play. The Badgers lost in the Big Ten Championship game, to Penn State 38-31, before capping the season with a 24-16 victory over No.15 Western Michigan in the 2017 Goodyear Cotton Bowl.

Quarterback Alex Hornibrook made a good first impression in 2016 during his first-ever start when he threw for 195 yards and a touchdown in the Badgers' 30-6 victory over Michigan State. He split snaps last season with Bart Houston, who left to graduation.

The sophomore from West Chester, Pennsylvania, threw for 1,262 yards with nine touchdowns and seven interceptions in 2016 before a concussion forced him to miss the Big Ten title game.

Now in his second season, Hornibrook prepares for his first full year as Wisconsin's starter, with the help of the team's top

## General Information

Location	Madison, Wis.
Enrollment	43,338
School Colors	Cardinal and White
Home Stadium	Camp Randall Stadium
Surface/Capacity	Field Turf/ 80,321
Conference	Big Ten
Chancellor	Rebecca Blank
Athletics Director	Barry Alvarez
Website	uwbadgers.com

## Football Information

2016 Record	11-3 Overall, 7-2 (1st West Division)
Basic Offense; Defense	Multiple; 3-4
Starters Returning (Off/Def/Spec)	18 (8/7/3)
Lettermen Returning (Off/Def/Spec)	52 (21/22/4)
First Year of Football	1889
All-Time Record	684-489-53
All-Time Division I Record	684-489-53
All-Time Conference Record	364-370-141
Bowl Appearances (Record)	28 (14-14)
Last Bowl Appearance	2017; Goodyear Cotton Bowl Classic
Results	W, 24-16 vs. Western Michigan

target and one of the best tight ends in the nation, Troy Fumagalli. A Mackey Award Watch List selection, Fumagalli caught a team-high 47 passes for 580 yards and two touchdowns in 2016.

The Badgers look to replace the services of graduated running back Corey Clement, who ranked third in the Big Ten in rushing last season

## Coaching Staff

Head Coach	Paul Chryst
Associate Head Coach/Offensive Coordinator/OL	Joe Rudolph
Defensive Coordinator/DBS	Jim Leonhard
Assistant Coach/Inside Linebackers	Bob Bostad
Assistant Coach/Defensive Line	Inoke Breckterfield
Assistant Coach/Wide Receivers	Ted Gilmore
Assistant Coach/Special Teams	Chris Haering
Assistant Coach/Running Backs	John Settle
Assistant Coach/Outside Linebackers	Tim Tibesar
Assistant Coach/Tight Ends	Mickey Turner
Defensive Quality Control	Antonio Fenelus
Offensive Quality Control	Jon Budmayr
Special Teams Quality Control	Taylor Mehlhaff
Graduate Assistant	Jeff Duckworth
Graduate Assistant	Al Johnson
Graduate Assistant	Pat Muldoon

## Athletic Communications

Director of Athletic Communications	Brian Lucas
Office Phone	608-263-5052
Cell Phone	608-513-3987
Email	bml@athletics.wisc.edu

with 1,375 yards rushing and 15 touchdowns. Three players will share the carries in 2017, including Pittsburgh-transfers Rachid Ibrahim and Chris James, along with redshirt sophomore Bradrick Shaw. Ibrahim had 60 carries for 399 yards in two seasons with Pittsburgh, but redshirted the 2015 season after tearing his Achilles during training camp. Shaw had 88 carries for 457 yards and five touchdowns in 2016 for the Badgers.

Former Badger safety Jim Leonhard will take over the defensive coordinator duties in 2017 after spending the 2016 campaign as the program's defensive backs coach. Wisconsin had the best run defense in the Big Ten last season, allowing 98.9 yards per game, and led the Big Ten with 22 interceptions. The defense will be without graduated outside linebackers T.J. Watt and Vince Biegel, who combined for 15.5 sacks in 2016. Cotton Bowl Defensive MVP and 2016 All-Big Ten honorable mention selection T.J. Edwards is coming off a team-high 89 tackles last season to go along with three sacks and three interceptions.

Northwestern defeated Wisconsin, 13-7, the last time the two teams played at Camp Randall in 2015. The Wildcats defense held Wisconsin on a fourth-and-goal from the 11-yard line with two seconds left to seal the victory. Northwestern running back Justin Jackson led the way with 139 yards and a touchdown on 35 carries.



QB • Alex Hornibrook



LB • T.J. Edwards

No.	Name	Pos.
2	Patrick Johnson	S
3	Kendric Pryor	WR
4	A.J. Taylor	WR
5	Garret Dooley	OLB
5	Chris James	RB
6	Danny Davis III	WR
7	Bradrick Shaw	RB
8	Joe Ferguson	S
9	Rachid Ibrahim	RB
10	Jack Coan	QB
10	Seth Currens	S
11	Nick Nelson	CB
11	Jazz Peavy	WR
12	Alex Hornibrook	QB
12	Natrell Jamerson	S
13	Evan Bondoc	S
14	D'Cota Dixon	S
15	Anthony Lotti	P
15	Danny Vanden Boom	QB
16	Jack Dunn	WR
17	George Rushing	WR
18	Arrington Farrar	ILB
19	Titus Booker	CB
19	Ka'ion Lyles	QB
20	Fairen Hicks	CB
20	Austin Ramesh	FB
21	Mark Saari	RB
21	Caesar Williams	CB
22	Cade Green	WR
23	Mason Stokke	ILB
23	Jonathan Taylor	RB
24	Madison Cone	CB
24	Adam Krumholz	WR
25	Scott Nelson	S
25	Derrick Tindal	CB
26	Eric Burrell	S
26	Henry Houden	WR
27	Rafael Gaglianone	K
27	Cristian Volpentea	CB
28	Taiwan Deal	RB
28	Blake Mielke	S
29	Dontye Carriere-Williams	CB
30	Aaron Maternowski	FB
30	Coy Wanner	TE
31	Lubern Figaro	CB
31	Tyler Mais	S
32	Jake Collinsworth	ILB
32	Leon Jacobs	OLB
34	Sam Brodner	RB
34	Chikwe Obasiah	DE
36	Hunter Johnson	RB
37	Ethan Cesarz	ILB
37	Garrett Groshek	RB
38	Sam DeLany	WR
38	P.J. Rosowski	P
39	Zach Hintze	K
39	Jake Whalen	FB
41	Noah Burks	OLB
42	Gabe Lloyd	TE
42	Andrew Van Ginkel	OLB
43	Ryan Connelly	ILB
43	Peter Roy	WR
45	Alec Ingold	FB
45	Hegeman Tiedt	OLB
46	Nick Thomas	ILB
47	Luke Benzschawel	TE
47	Griffin Grady	ILB
48	Jack Cichy	ILB
49	Kyle Penniston	TE
50	Izayah Green-May	OLB
51	Adam Bay	LS
52	Jacob Maxwell	OL
52	David Pfaff	DE
53	T.J. Edwards	ILB
54	Chris Orr	ILB
55	Christian Bell	OLB
56	Zack Baun	OLB
57	Michael Balistreri	DE
57	Alec James	DE
58	Mike Maskalunas	ILB
59	Tyler Johnson	OLB
60	Logan Bruss	OL
61	Tyler Biadasz	OL
62	Patrick Kasl	OL
63	Michael Deiter	OL
64	Brett Connors	OL
65	Tyler Beach	OL
66	Beau Benzschawel	OL
67	Jon Dietzen	OL
68	David Moorman	OL
69	Aaron Vopal	DE
70	Josh Seltzner	OL
71	Cole Van Lanen	OL
73	Alex Fenton	OL
74	Gunnar Roberge	NT
75	Micah Kapoi	OL
76	Kayden Lyles	OL
77	Blake Smithback	OL
78	Jason Erdmann	OL
79	David Edwards	OL
81	Troy Fumagalli	TE
82	Emmet Perry	WR
84	Jake Ferguson	TE
85	Zander Neuville	TE
86	Ricky Finco	WR
87	Quintez Cephus	WR
89	Deron Harrell	WR
90	Connor Allen	P
91	Josh Bernhagen	LS
92	Jeremy Patterson	NT
93	Garrett Rand	DE
94	Matt Henningsen	DE
94	Conor Sheehy	DE
95	Keldric Preston	DE
95	Billy Hirschfeld	DE
97	Isaiah Loudermilk	DE
98	Kraig Howe	DE
98	Collin Larsh	K
99	Olive Sagapolu	NT



# PENN STATE NITTANY LIONS



The 2016 Big Ten Champions are back in 2017 with its two biggest offensive weapons, quarterback Trace McSorley and running back Saquon Barkley. Head coach James Franklin was named the 2016 Sporting News Coach of the Year as PSU recovered from back-to-back 7-6 seasons and went 11-3 overall in 2016, finishing the season with a come-from-behind, 38-31, win over Wisconsin in the Big Ten title game. The Nittany Lions suffered a three-point loss to USC in the 2017 Rose Bowl, 52-49.

McSorley enters his junior season after leading the Big Ten in total offense with 3,614 yards and 29 touchdowns passing. He turned in one of his best performances of the year in the Big Ten Championship game, going 22-for-31 with 384 passing yards, four touchdowns and no interceptions. Barkley ran for over 200 yards twice in 2016, and his 18 touchdowns led the Big Ten and ranked seventh in the country. The Nittany Lions

### General Information

Location.....	University Park, Pa.
Enrollment.....	47,261
School Colors.....	Blue and White
Home Stadium.....	Beaver Stadium
Surface/Capacity.....	Natural Grass/ 106,572
Conference.....	Big Ten
President.....	Eric Barron
Athletics Director.....	Sandy Barbour
Website.....	GoPSUsports.com

### Football Information

2016 Record.....	11-3 Overall, 8-1 (T-1st East Division, BIG Champion)
Basic Offense; Defense.....	Multiple; Multiple
Starters Returning (Off/Def/Spec).....	19 (9/7/3)
Lettermen Returning (Off/Def/Spec).....	45 (18/24/3)
First Year of Football.....	1887
All-Time Record.....	867-385-42
All-Time Division I Record.....	867-385-42
All-Time Conference Record.....	119-73
Bowl Appearances (Record).....	47 (28-17-2)
Last Bowl Appearance.....	2017; Rose Bowl
Results.....	L, 52-49 vs. USC

averaged 37.6 points per game in 2016 and led the Big Ten in yards.

Penn State had 12 Athlon Preseason All Big-Ten selections, led on the first team by Barkley, wide receiver DaeSean Hamilton, safety Marcus Allen and punter Blake Gillikin. Hamilton finished third on the team in 2016, with

### Coaching Staff

Head Coach.....	James Franklin
Associate Head Coach/Defensive Coordinator/Linebackers.....	Brent Pry
Offensive Coordinator/Quarterbacks.....	Joe Moorhead
Special Teams Coordinator/Running Backs.....	Charles Huff
Co-Defensive Coordinator/Safeties.....	Tim Banks
Assistant Special Teams Coordinator/Wide Receivers.....	Josh Gattis
Assistant Coach/Offensive Line.....	Matt Limegrover
Passing Game Coordinator/Tight Ends.....	Ricky Rahne
Assistant Head Coach/Cornerbacks.....	Terry Smith
Run Game Coordinator/Defensive Line.....	Sean Spencer
Graduate Assistant.....	Sean Cascarano
Graduate Assistant.....	Mark Dupuis
Graduate Assistant.....	Matt Fleischer
Graduate Assistant.....	Kevin Smith

### Athletic Communications

Associate Director.....	Kristina Petersen
Office Phone.....	814-865-1757
Cell Phone.....	814-883-4581
Email.....	kap18@psu.edu

34 catches for 506 yards one touchdown.

The Nittany Lions ranked eighth in the Big Ten last season in total defense, allowing 367.9 yards per game, and finished second in the Big Ten with 40 sacks. Allen, who finished third in the Big Ten in total tackles in 2016, leads the secondary along with cornerback Grant Haley, who, in 2016, became the first player in school history to return a blocked field goal for a touchdown, taking it back 60 yards versus Ohio State following a block by Allen. Penn State lost sack leaders Garrett Sickels and Evan Schwan, but return defensive lineman Kevin Givens, who was third on the team last season with five sacks.

Northwestern has won the last two meetings between the teams. They last met in 2015 at Ryan Field, with Northwestern winning, 23-21, on a 35-yard field goal by Jack Mitchell with nine seconds left in the game. Justin Jackson had 186 yards on 28 carries for the Wildcats.



**QB • Trace McSorley**



**DB • Marcus Allen**

No.	Name	Pos.
1	KJ Hamler	WR
1	Christian Campbell	CB
2	Marcus Allen	S
2	Tommy Stevens	QB
3	DeAndre Thompkins	WR
4	Nick Scott	S
5	DaeSean Hamilton	WR
6	Andre Robinson	RB
7	Koa Farmer	LB
7	Jake Zembiac	QB
8	Mark Allen	RB
9	Trace McSorley	QB
9	Jarvis Miller	LB
10	Brandon Polk	WR
11	Irvin Charles	WR
12	Desi Davis	CB
13	Saeed Blacknall	WR
14	Zech McPhearson	CB
15	Michael Shuster	QB
15	Grant Haley	CB
16	Billy Fessler	QB
16	John Petrishen	S
17	Garrett Taylor	S
18	Jonathan Holland	TE/H
18	Shaka Toney	DE
19	Torrence Brown	DE
20	Johnathan Thomas	LB
20	Jabari Butler	CB
21	Amani Oruwariye	CB
23	Ayron Monroe	S
24	Miles Sanders	RB
25	Brelin Faison-Walden	LB
26	Saquon Barkley	RB
27	T.J. Johnson	CB
28	Troy Apke	S
29	John Reid	CB
30	Kevin Givens	DT
31	Cam Brown	LB
31	Christopher Welde	WR
32	Mitchell Vallone	S
33	Jake Cooper	LB
34	Shane Simmons	DE
36	Troy Shorts	CB
36	Jan Johnson	LB
38	Lamont Wade	CB
39	Josh McPhearson	WR
39	Frank Di Leo	LB
40	Jason Cabinda	LB
40	Nick Eury	RB
41	Joe Arcangelo	TE
41	Parker Cothren	DT
42	Ellison Jordan	DT
43	Manny Bowen	LB
45	Joe DuMond	LB
46	Colin Castagna	DE
47	Will Blair	S
47	Brandon Smith	LB
48	Shareef Miller	DE
49	Daniel Joseph	DE
51	Jason Vranic	LB
51	Alex Gellerstedt	OL
52	Ryan Bates	OL
52	Curtis Cothran	DT
54	Robert Windsor	DT
55	Antonio Shelton	DT
56	Tyrell Chavis	DT
59	Andrew Nelson	OL
62	Michal Menet	OL
64	Zach Simpson	OL
66	Connor McGovern	OL
68	Hunter Kelly	OL
70	Brendan Mahon	OL
71	Will Fries	OL
73	Mike Miranda	OL
74	Steven Gonzalez	OL
76	Sterling Jenkins	OL
77	Chasz Wright	OL
79	Charlie Shuman	OL
80	Danny Dalton	TE/H
81	Steven Grampp	TE/H
82	Tyler Shoop	WR
83	Nick Bowers	TE/H
84	Juwan Johnson	WR
85	Isaac Lutz	WR
86	Cody Hodgens	WR
87	Dae'Lun Darien	WR
88	Mike Gesicki	TE/H
89	Tom Pancoast	TE/H
89	Colton Maxwell	WR
90	Alex Barbir	K
91	Ryan Monk	DT
92	Daniel Pasquariello	P
93	Blake Gillikin	P/K
95	Tyler Davis	K/P
96	Immanuel Lyke	DT
96	Kyle Vasey	SN
97	Ryan Buchholz	DE
99	Joey Julius	K

# MARYLAND TERRAPINS



The Terrapins finished the 2016 campaign with an overall record of 6-7 under first-year head coach D.J. Durkin. Durkin came to Maryland after serving as defensive coordinator and linebackers coach at the University of Michigan, where he led the fourth-ranked defense in the country in 2015. Prior to that, he was defensive coordinator at Florida, where they finished seventh in the country in pass defense in 2013, his first year on the job.

In his first season at Maryland, Durkin helped the team improve its record by three wins (6) and brought the program back to a bowl game after the team posted a 2-9 overall mark in 2015. The Terrapins started the 2016 season by winning four straight games, before dropping seven of its final nine contests, including a 36-30 loss to Boston College in the 2016 Quick Lane Bowl.

Durkin's past success recruiting followed him to Maryland, signing

## General Information

Location	College Park, Md.
Enrollment	37,631
School Colors	Red, White, Black, Gold
Home Stadium	Capital One Field at Maryland Stadium
Surface/Capacity	FieldTurf/51,802
Conference	Big Ten
President	Wallace D. Loh
Athletics Director	Kevin Anderson
Website	UMTerps.com

## Football Information

2016 Record	6-7 Overall, 3-6 (5th East Division)
Basic Offense; Defense	Multiple; Multiple
Starters Returning (Off/Def/Spec)	16 (6/8/2)
Lettermen Returning (Off/Def/Spec)	53 (20/27/6)
First Year of Football	1892
All-Time Record	640-581-43
All-Time Division I Record	640-581-43
All-Time Conference Record	8-17
Bowl Appearances (Record)	26 (11-14-1)
Last Bowl Appearance	2016; Quick Lane Bowl
Results	L, 36-20 vs. Boston College

Kasim Hill, a four-star recruit out of St. John's College High School in Washington, D.C., and the country's fourth-ranked pro style quarterback in the class of 2017, according to Rivals. The Terps' other options to take over the quarterback job from last year's starter, Perry Hills, include junior Caleb Henderson, sophomore Tyrrell Pigrome and sophomore

## Coaching Staff

Head Coach	DJ Durkin
Assistant HC/Special Teams Coordinator/Tight Ends	Pete Lembo
Defensive Coordinator	Andy Buh
Co-Defensive Coordinator/Defensive Line	Jimmy Brumbaugh
Offensive Coordinator/Quarterbacks	Walt Bell
Assistant Coach/Defensive Backs	Aazaar Abdul-Rahim
Assistant Coach/Running Backs	Anthony Tucker
Assistant Coach/Linebackers	Matt Barnes
Assistant Coach/Wide Receivers	Chris Beatty
Assistant Coach/Offensive Line	Tyler Bowen
Special Assistant to the Head Coach	Dave Borbely
Senior Offensive Analyst	Dan Pallante
Senior Defensive Analyst	Brawley Evans
Quality Control/Special Teams	Tyler Hancock
Graduate Assistant	Alex Garwig
Graduate Assistant	Micah James
Graduate Assistant	Freddi Knighten
Graduate Assistant	Desmond Morgan

## Athletic Communications

Assistant AD - Football Communications	Dustin Semonavick
Office Phone	301-314-7065
Cell Phone	757-544-8393
Email	dustin@umd.edu

Max Bortenschlager. Henderson transferred to Maryland from North Carolina prior to the 2016 season.

The Terrapins had the fourth best rushing offense in the Big Ten in 2016, led by junior Ty Johnson and sophomore Lorenzo Harrison. Johnson racked up over 1,000 yards in 2016, averaging 9.1 yards per carry with six touchdowns. Johnson had his best performance in Maryland's 50-7 win over Purdue, rushing for 204 yards with two touchdowns. Harrison rushed for 633 yards with five touchdowns on 7.2 yards per carry in 2016. The two combined for 220 yards in Maryland's 28-17 victory over Michigan State.

Maryland's top returning receiver is junior D.J. Moore, who went over the 100-yard receiving mark twice in 2016, including a six-catch, 147-yard, two-touchdown performance in Maryland's 41-14 win over Florida International.

The defense ranked third in the Big Ten in sacks in 2016, led by senior linebacker Jermaine Carter with six sacks, nine tackles for loss and one interception returned for a touchdown. He'll be joined on the defense by senior linebacker Shane Cockerille, who ranked third in the Big Ten in 2016 with nine tackles per game.

This year's game will be the first-ever meeting between Northwestern and Maryland.



RB • Ty Johnson



LB • Jermaine Carter

No.	Name	Pos.
1	Jermaine Carter, Jr.	LB
1	D.J. Moore	WR
2	Shane Cockerille	LB
2	Caleb Henderson	QB
3	Adam Greene	PK
3	Tyrrell Pigrome	QB
4	Darnell Savage, Jr.	DB
6	Milan Collins	DB
6	Ty Johnson	RB
7	JC Jackson	DB
10	DJ Turner	WR
10	Josh Woods	DB
11	Fofie Bazzie	DB
12	Elijah Daniels	DB
12	Taivon Jacobs	WR
13	Marquese Bell	DB
14	Deon Jones	DB
14	J.T. Ventura	DB
15	Melvin Keihn	DE
16	Ryan Brand	QB
17	Tino Ellis	DB
18	Max Bortenschlager	QB
18	Cavon Walker	DL
19	Cal Kee	DB
20	Antwaine Richardson	DB
21	RaVon Davis	DB
22	Isaiah Davis	ILB
22	Lorenzo Harrison III	RB
23	Alex Woods	DB
24	Qwuantez Knight	DB
25	Antoine Brooks	LB
27	Bryce Brand	DL
29	Elisha Daniels	DB
30	Allen Corbin	DB
31	Nnamdi Egbuaba	LB
32	LaDerrien Wilson	RB
34	Jake Funk	RB
35	Marcus Smith	RB
37	Josh Bekoe	WR
37	Chris Jones	WR
39	Steve Baca	LB
40	Ikechukwu Ogwuegbu	RB
41	Jesse Aniebonam	DL
41	Mike Shinsky	K
42	Nick Underwood	LB
43	Jalen Brooks	LB
44	Andrew Isaacs	DL
45	Dimitri Lee	DB
47	Kevin Woodeshick	TE
48	Derrick Hayward	TE
50	Mbi Tanyi	DL
51	Matt Oliveira	LS
53	Brett Shepherd	LB
55	Dion Goldbourne	DE
55	Derwin Gray	OL
56	Nate Adams	LS
56	Matt Gillespie	LB
57	Richard Merritt	OL
57	Kingsley Opara	DL
58	Damian Prince	OL
59	Keiron Howard	DL
60	Seun Oluwatimi	DL
64	Brendan Moore	OL
67	Tyran Hunt	OL
68	Ellis McKennie	OL
70	Sean Christie	OL
74	Brian Plummer	OL
75	Terrance Davis	OL
77	Will McClain	OL
80	Noah Barnes	TE
82	Avery Edwards	TE
84	Jacquille Veii	WR
85	Jahrviss Davenport	WR
87	Michael Cornwell	WR
88	Wade Lees	P
91	Adam McLean	DL
92	Chandler Burkett	DL
93	Oseh Saine	DL
95	Nicolas Pritchard	P/PK
96	Brett Kulka	DL
97	Celso Rivera	DT
97	Danny Sutton	PK/P
	Kenny Bennett	DB
	Jalen Browder	WR
	Tahj Capehart	WR
	Carlos Carriere	WR
	Jayden Comma	WR
	Denzel Conyers	DB
	Ayinde Eley	DB
	Tayon Fleet-Davis	RB
	Brandon Gaddy	DL
	Breyon Gaddy	DL
	Kasim Hill	QB
	MJ Jarrell	WR
	Johnny Jordan	OL
	Javon Leake	RB
	Anthony McFarland	RB
	Jordan McNair	OL
	B'Ahmad Miller	DL
	Marcus Minor	OL
	Sean Nelson	WR
	Andrew Park	TE
	Lawtez Rogers	DL
	Cam Spence	DL

# IOWA HAWKEYES

Iowa is coming off an 8-5 campaign in 2016 that ended in a 30-3 loss to Florida in the Outback Bowl.

The Hawkeyes graduated impact starters: quarterback C.J. Bethard, running back LeShun Daniels and top receiver Riley McCarron on offense, while safety Desmond King and defensive tackle Jaleel Johnson will need to be replaced on the defensive end.

Akrum Wadley comes in as the projected top running back after previously sharing the workload with Daniels. In 2016, Wadley ran for 1,081 yards with 10 touchdowns. He went over 100 yards rushing on six occasions last season.

The battle at quarterback will come down to sophomore Nathan Stanley, Bethard's backup last season, and sophomore Tyler Wiegiers, who lost the backup job to Stanley in 2016. Stanley appeared in four games last

## General Information

Location	Iowa City, Iowa
Enrollment	33,334
School Colors	Black and Gold
Home Stadium	Kinnick Stadium
Surface/Capacity	Field Turf/70,585
Conference	Big Ten
President	Bruce Harrelld
Athletics Director	Gary Barta
Website	Hawkeyesports.com

## Football Information

2016 Record	8-5 Overall, 6-3 (T-2nd West Division)
Basic Offense/Defense	Multiple; 4-3
Starters Returning (Off/Def/Spec)	16 (7/8/1)
Lettermen Returning (Off/Def/Spec)	48 (22/23/3)
First Year of Football	1889
All-Time Record	633-548-39
All-Time Division I Record	633-548-39
All-Time Conference Record	320-369-25
Bowl Appearances (Record)	30 (14-15-1)
Last Bowl Appearance	2017; Outback Bowl
Results	L, 30-3 vs. Outback Bowl

season, throwing for 62 yards. Wide receiver Matt Vandenberg will be back after his 2016 season was cut short by a foot injury. In Iowa's 42-3 win over Iowa State, Vandenberg had seven catches for 129 yards and one touchdown. Senior offensive lineman and Athlon Preseason All Big-Ten First Team selection Sean Welsh returns

## Coaching Staff

Head Coach	Kirk Ferentz
Offensive Coordinator/Running Backs	Brian Ferentz
Defensive Coordinator/Defensive Backs	Phil Parker
Recruiting Coordinator/Asst. Defensive Line	Kelvin Bell
Assistant Coach/Wide Receivers	Kelton Copeland
Associate Defensive Coordinator/Defensive Line	Reese Morgan
Assistant Coach/Quarterbacks	Ken O'Keefe
Assistant Coach/Offensive Line	Tim Polasek
Assistant Coach/Linebackers	Seth Wallace
Tight Ends/Special Teams Coordinator	LeVar Woods
Football Analyst/Administrative Assistant	Austin Showalter
Football Analyst	Tyler Parker
Graduate Assistant	Tyler Anderson
Graduate Assistant	Martin Hopkins
Graduate Assistant	Joe Pawlak
Graduate Assistant	Don Shumpert

## Athletic Communications

Assistant Athletics Director, Athletic Communications	Steve Roe
Office Phone	319-335-9411
Cell Phone	319-430-6346
Email	steven-roe@uiowa.edu

after being named Second Team All-America by *USA Today* in 2016.

The Hawkeyes finished 2016 ranked No. 23 in the nation in total defense, holding opponents to 351.2 yards per game. Redshirt sophomore defensive end Anthony Nelson returns after coming up with six sacks last season, second on the team behind Johnson.

Senior linebacker Josey Jewell was named to the Athlon Preseason All Big-Ten First Team. Jewell led the team and ranked second in the Big Ten in tackles in 2016 with 124, to go along with 1.5 sacks and six tackles for loss. Jewell has earned Second Team All-Big Ten honors in each of the past two seasons.

Northwestern beat Iowa, 38-31, in 2016 at Kinnick Stadium. The Wildcats' Justin Jackson led the way with a touchdown on 171 yards rushing and Clayton Thorson completed three touchdown passes, all to Austin Carr.



RB • Akrum Wadley



LB • Josey Jewell

No.	Name	Pos.
1	Wes Dvorak	DB
2	Brandon Bishop	WR
2	Peyton Mansell	QB
3	Trey Creamer	ATH
3	Keith Duncan	K
4	Nathan Stanley	QB
4	Josh Turner	DB
5	Manny Rugamba	DB
6	Ihmir Smith-Marsette	WR
7	Colten Rastetter	P
8	Matt Hankins	DB
8	Tyler Wiegiers	QB
9	Geno Stone	DB
10	Camron Harrell	DB
11	Ryan Boyle	WR
11	Michael Ojemudia	DB
12	Brandon Smith	WR
13	Henry Marchese	WR
15	Joshua Jackson	DB
15	Ryan Schmidt	QB
16	Kyshaun Bryan	RB
18	Drew Cook	TE
18	John Milani	DB
19	Max Cooper	WR
19	Miles Taylor	DB
20	Cedric Boswell	DB
21	Sam Cook	RB
21	Ivory Kelly-Martin	RB
22	Toks Akiribade	WR
23	Dominique Dafney	RB
25	Akrum Wadley	RB
26	Marcel Joly	RB
26	Kevin Ward	OLB
27	Amani Hooker	DB
28	Toren Young	RB
29	Nate Wieland	LB
30	Jake Gervase	DB
31	Aaron Mends	LB
32	Djimon Colbert	DB
33	Noah Clayberg	DB
33	Austin Kelly	FB
34	Kristian Welch	LB
35	Barrington Wade	LB
36	Brady Ross	FB
37	Brandon Snyder	DB
38	T.J. Hockenson	TE
39	Nate Wieting	TE
40	Parker Hesse	DE
41	Bo Bower	LB
42	Shaun Beyer	TE
43	Josey Jewell	MLB
44	Ben Niemann	LB
45	Drake Kulick	FB
47	Lane Akre	FB
48	Jack Hockaday	LB
49	Nick Niemann	LB
50	Jacob Sobotka	LB
50	Jackson Subbert	LS
52	Amani Jones	LB
52	Boone Myers	OL
53	Garret Jansen	DL
54	A.J. Epenesa	DE
55	Kyle Taylor	LB
57	Chauncey Golston	DE
58	Jake Newborg	DL
59	Ross Reynolds	OL
61	Cole Banwart	OL
63	Spencer Williams	OL
66	Dalles Jacobus	DL
66	Levi Paulsen	OL
67	Levi Duwa	DE
68	Landan Paulsen	OL
69	Keegan Render	OL
70	Lucas LeGrand	OL
71	Mark Kallenberger	OL
72	Coy Kirkpatrick	OL
74	Austin Schulte	DE
74	Tristan Wirfs	OL
75	Ike Boettger	OL
76	Dalton Ferguson	OL
77	Daniel Gaffey	DL
77	Alaric Jackson	OL
78	James Daniels	OL
79	Sean Welsh	OL
80	Devonte Young	WR
81	Jon Wisnieski	TE
82	Adrian Falconer	WR
82	Jack Kallenberger	DE
84	Nick Easley	WR
84	Austin Spiewak	LS
85	Nate Vejvoda	TE
86	Peter Pekar	TE
87	Noah Fant	TE
88	Jacob Coons	TE
88	Jake Hulett	DL
89	Matt Vandenberg	WR
90	Sam Brincks	DE
90	Ryan Gersonde	P
91	Miguel Recinos	K
91	Brady Reiff	DL
93	Brandon Simon	DE
94	Caleb Shudak	K
95	Cedrick Lattimore	DL
96	Matt Nelson	DE
97	Tyler Kluber	LS
97	Romeo McKnight	DE
98	Anthony Nelson	DE
99	Nathan Bazata	DL

# MICHIGAN STATE SPARTANS



Michigan State enters 2017 looking to bounce back from its first losing season since 2009 and the first time it missed a bowl game since 2006. The Spartans went 3-9 overall in 2016, losing nine of their last 10 games in a stretch that included a seven-game losing streak.

Running backs L.J. Scott, Gerald Holmes and Madre London return for the Spartans. Scott rushed for 994 yards and six touchdowns in 2016, running for over 100 yards on five occasions. In Michigan State's 17-16 loss to Ohio State, Scott rushed for 160 yards and caught two passes for 76 yards with two touchdowns. Holmes added 431 yards and five touchdowns, while London ran for 120 yards on 28 carries. The trio will look for more success behind Athlon Preseason All-Big Ten First Team offensive lineman Brian Allen, leading a line that lost three 2016 starters to graduation.

## General Information

Location .....	East Lansing, Mich.
Enrollment .....	50,344
School Colors .....	Green and White
Home Stadium .....	Spartan Stadium
Surface/Capacity .....	Grass/75,005
Conference .....	Big Ten
President .....	Lou Anna K. Simon
Athletics Director .....	Mark Hollis
Website .....	msuspartans.com

## Football Information

2016 Record .....	3-9 Overall, 1-8 (6th East Division)
Basic Offense; Defense .....	Multiple; Multiple 4-3
Starters Returning (Off/Def/Spec) .....	13 (4/7/2)
Lettermen Returning (Off/Def/Spec) .....	39 (16/21/2)
First Year of Football .....	1896
All-Time Record .....	684-450-44
All-Time Division I Record .....	684-450-44
All-Time Conference Record .....	266-210-9
Bowl Appearances (Record) .....	26 (11-15)
Last Bowl Appearance .....	2015; Goodyear Cotton Bowl Classic (CFP)
Results .....	L, 38-0 vs. Alabama

Sophomore Brian Lewerke is projected to take over the starting quarterback job in 2017. He appeared in four games last season before suffering a season-ending leg injury. Before the injury, Lewerke went 11-for-24 passing for 156 yards along with 10 rushes for 79 yards against Maryland, and followed that up by starting 6-for-

## Coaching Staff

Head Coach .....	Mark Dantonio
Assistant Head Coach/Co-Defensive Coordinator/Secondary .....	Harlon Barnett
Co-Offensive Coordinator/Tight Ends .....	Jim Bollman
Assistant Coach/Defensive Line .....	Ron Burton
Quarterbacks/Recruiting Coordinator .....	Brad Salem
Assistant Coach/Wide Receivers .....	Terrence Samuel
Assistant Coach/Linebackers/Special Teams .....	Mark Snyder
Assistant Coach/Offensive Line .....	Mark Staten
Co-Defensive Coordinator/Linebackers .....	Mike Tressel
Co-Offensive Coordinator/Running Backs .....	Dave Warner
Defensive Analyst .....	Steve Gardiner
Defensive Analyst .....	Matt Adolph
Offensive Analyst .....	Nick Ruffing
Graduate Assistant .....	Andrew Hawken
Graduate Assistant .....	Blake Treadwell

## Athletic Communications

Assistant Director .....	Ben Phlegar
Office Phone .....	517-355-2271
Cell Phone .....	517-243-2354
Email .....	phlegarb@ath.msu.edu

10 for 100 yards and a touchdown against Michigan before leaving the game. He also ranked third on team with 149 rushing yards on 21 carries in his limited action.

Michigan State will be without its four top receiving targets from last season, R.J. Shelton, Josiah Price, Donnie Corley and Monty Madaris. The four accounted for 70-percent of the team's receptions in 2016. Junior Felton Davis III is the top returning wide receiver after racking up 12 catches for 150 yards and one touchdown in 2016.

With the losses of Riley Bullough and Montae Nicholson, the defense will be anchored by senior linebacker Chris Frey, who was named to the Athlon Preseason All Big-Ten Third Team. He had 96 tackles in 2016 with a season-high 13 against BYU. Michigan State looks to some of their underclassmen to fill the gaps on the line, like defensive tackles sophomore Mike Panasiuk and redshirt freshman Raequan Williams.

Northwestern beat Michigan State, 54-40, last season in East Lansing behind 188 yards and two touchdowns by Justin Jackson. Northwestern's Clayton Thorson went 27-for-35 for 281 yards and three touchdowns, while Austin Carr had 11 catches for 130 yards and two touchdowns in the win.



QB • Brian Lewerke



LB • Chris Frey

No.	Name	Pos.
2	Justin Layne	WR/CB
3	LJ Scott	RB
4	C.J. Hayes	WR
5	Andrew Dowell	LB
6	Hunter Rison	WR
7	Damion Terry	QB
8	Cody White	WR
9	Lashawn Paulino-Bell	DE
10	Dominique Long	S
10	Matt Morrissey	S
11	Messiah deWeaver	QB
11	Connor Heyward	RB
12	Rocky Lombardi	QB
14	Brian Lewerke	QB
15	Emmanuel Flowers	CB
15	Tyson Smith	CB
16	Austin Andrews	S
16	Brandon Sowards	WR
17	Laress Nelson	WR
17	Tyrique Thompson	LB
18	Felton Davis III	LB
19	Josh Butler	CB
20	Davis Lewandowski	WR
20	Jalen Watts-Jackson	S
21	Cam Chambers	WR
22	Josiah Scott	CB
23	Chris Frey	LB
24	Gerald Holmes	RB
24	Tre Person	CB
25	Jake Hartbarger	P
25	Darrell Stewart Jr.	WR
26	Brandon Randle	LB
27	Weston Bridges	RB
27	Khari Willis	S
28	Madre London	RB
28	David Dowell	S
29	Shakur Brown	DB
30	Tanner Hallock	LB
31	T.J. Harrell	CB
32	Jahz Watts	DB
34	Antjuan Simmons	LB
35	Joe Bachie	LB
35	Nick Krumm	S
37	Corey Pryor	DB
37	Dante Razzano	LB
38	Byron Bullough	LB
40	Collin Lucas	FB
41	Gerald Owens	DL
41	Reid Burton	FB
42	Hussien Kadry	TE
42	Brent Mossburg	LB
43	Jack Mandryk	S
44	Max Rosenthal	FB
44	Grayson Miller	S
45	Darien Tipps-Clemons	LB
47	Noah Harvey	LB
47	Ryan Armour	SN
48	Kenny Willekes	DE
49	Shane Jones	LB
50	Sean Harrington	LB
51	Kyonta Stallworth	DL
52	Dillon Alexander	DE
53	Peter Fisk	LB
54	Mitchell Sokol	LB
55	Jordan Reid	OT
56	Matt Carrick	OG
57	Collin Caffisch	SN
58	Devyn Salmon	DT
59	David Beedle	OG
60	Casey Schreiner	OG
61	Cole Chewins	OT
62	Luke Campbell	OT
63	Noah Listermann	OT
64	Matt Allen	OL
65	Brian Allen	OL
66	Blake Bueter	OT
67	Bryce Wilker	C
68	Jeremy Schram	OL
70	Tyler Higby	OG
71	Chase Gianacacos	OL
72	Mike Panasiuk	DT
73	Dennis Finley	OT
74	Jack Henrichs	OL
75	Kevin Jarvis	OG
76	AJ Arcuri	OT
77	Nick Padla	OL
79	Mustafa Khaleefah	OT
80	Matt Seybert	TE
81	Matt Sokol	TE
82	Jack Camper	TE
83	Mufi Hill-Hunt	DE
84	Noah Davis	TE
84	Brock Makaric	WR
85	Khylin Barton	WR
86	Trishon Jackson	WR
86	Drew Beesley	DL
89	Matt Dotson	TE
91	Robert Bowers	DE
92	DeAri Todd	DE
93	Naquan Jones	DT
94	Jack McKenna	K/P
96	Jacob Panasiuk	DE
96	Cole Hahn	K
97	Justice Alexander	DE
97	Brett Scanlon	K
98	Matt Coghlin	K
98	Demetrius Cooper	DE
99	Raequan Williams	DL

# NEBRASKA CORNHUSKERS



Nebraska improved its record to 9-4 overall in 2016 after posting a 6-7 campaign in 2015.

Fifth-year junior and Tulane-transfer Tanner Lee is projected to take over the starting quarterback duties after sitting out the 2016 season due to NCAA transfer guidelines. Lee made 19 starts in two seasons at Tulane. In 2015, Lee threw for 1,639 yards and racked up 11 touchdowns, while completing 52 percent of his passes.

Nebraska had seven players named to Athlon's Preseason All-Big Ten list. Cornerback Chris Jones and wide receiver/returner De'Mornay Pierson-El were named to the first team. As a junior last season, Jones had three interceptions and 10 pass breakups to earn All-Big Ten Honorable Mention honors. Pierson-El returned last season from a knee injury suffered in 2015. He had 20 catches for 254 yards and one touchdown.

Junior running back Devine Ozigbo averaged 4.2 yards per carry with

## General Information

Location	Lincoln, Neb.
Enrollment	25,897
School Colors	Scarlet and Cream
Home Stadium	Memorial Stadium
Surface/Capacity	FieldTurf/86,047
Conference	Big Ten
Chancellor	Ronnie D. Green
Athletics Director	Shawn Eichorst
Website	huskers.com

## Football Information

2016 Record	9-4 Overall, 6-3 (T-2nd West Division)
Basic Offense/Defense	Multiple; Multiple
Starters Returning (Off/Def/Spec)	16 (7/7/2)
Lettermen Returning (Off/Def/Spec)	49 (21/24/4)
First Year of Football	1890
All-Time Record	889-372-40
All-Time Division I Record	889-372-40
All-Time Conference Record	31-18
Bowl Appearances (Record)	53 (26-27)
Last Bowl Appearance	2016; Music City Bowl
Results	L, 38-24 vs. Tennessee

## Coaching Staff

Head Coach	Mike Riley
Defensive Coordinator/Linebackers	Bob Diaco
Offensive Coordinator/Quarterbacks	Danny Langsdorf
Assistant Coach/Linebackers	Trent Bray
Assistant Coach/Offensive Line	Mike Cavanaugh
Assistant Coach/Running Backs	Reggie Davis
Assistant Coach/Safeties	Bob Elliott
Assistant Coach/Defensive Line	John Parrella
Assistant Coach/Cornerbacks	Donte Williams
Assistant Coach/Wide Receivers	Keith Williams
Graduate Assistant	Roman Sapolu
Graduate Assistant	Andrew Seumalo
Graduate Assistant	Tavita Thompson

## Athletic Communications

Assistant A.D. - Communications	Keith Mann
Office Phone	402-472-2263
Cell Phone	402-540-0274
Email	kmann@huskers.com

five touchdowns in a limited role last season. Ozigbo had seven carries for 66 yards in the 2016 Music City Bowl, including a career-long 42-yard run. Stanley Morgan was second on Nebraska in receiving last season with 33 catches for 453 yards and two touchdowns.

Others receiving preseason

recognition by Athlon include offensive lineman Nick Games (second team), safety Aaron Williams and kicker Drew Brown (third team) and kick returner Tre Bryant (fourth team).

Former University of Connecticut head coach Bob Diaco takes over as Nebraska's defensive coordinator this season. A former All-Big Ten linebacker at Iowa, Diaco's Huskies led the American Athletic Conference in total defense in 2015.

Senior safety Kieron Williams led the team and tied for second in the Big Ten in interceptions in 2016 with five. He was also fourth on the team in tackles. He'll be joined in the secondary by fellow senior Joshua Kalu, who had 66 tackles last season with 11 pass breakups and one interception.

Northwestern topped Nebraska, 30-28, in its last visit to Lincoln. Clayton Thorson led the way for Northwestern with 177 passing yards, 126 rushing yards, one passing touchdown and a rushing score. Northwestern cornerback Nick VanHoose returned an interception 72 yards for a touchdown.

The Wildcats knocked off then-No. 9 Nebraska, 28-25, at Memorial Stadium in 2011, the first season the Huskers were members of the Big Ten Conference.

No.	Name	Pos.
1	Lamar Jackson	DB
2	Tony Butler	DB
2	Zack Darlington	WR
3	Marcus Newby	LB
4	Avery Anderson	DB
4	Jaedon McQuitty	WR
5	Deidrick Young II	LB
6	Eric Lee Jr.	DB
7	Mohamed Barry	LB
8	Chris Jones	DB
8	Stanley Morgan Jr.	WR
9	DaiShon Neal	DL
9	Keyan Williams	WR
10	Joshua Kalu	DB
10	JD Spielman	WR
11	Boaz Joseph	DB
12	Luke Gifford	LB
12	Patrick O'Brien	QB
13	JoJo Domann	DB
13	Tanner Lee	QB
14	Tristan Gebbia	QB
15	De'Mornay Pierson-El	WR
15	Avery Roberts	LB
16	Andrew Bunch	QB
16	Antonio Reed	DB
17	Sedrick King	LB
18	Tre Bryant	WR
19	Marquel Dismuke	DB
21	Mikale Wilson	DB
22	Alex Davis	LB
22	Devine Ozigbo	RB
23	Dicaprio Bootle	DB
23	Austin Rose	DB
24	Sean Lambert	DB
24	Aaron Williams	DB
26	Thomas Connelly	LB
26	Kieron Williams	DB
28	Eli Sullivan	DB
28	Adam Taylor	DB
30	Quayshon Alexander	LB
30	Bo Kitrell	TE
31	Conor Young	WR
32	Tanner Hass	DB
32	Pernell Jefferson	LB
34	Drew Brown	PK
35	Caleb Lightbourn	P
35	Jeremiah Stovall	DB
36	Spencer Jordan	FB
36	Reid Karel	DB
37	Wyatt Mazour	DB
38	Damian Jackson	LB
38	Harrison Jordan	FB
40	Grant Jordan	LB
40	Brandon Robbins	WR
41	Jose Marquez	DB
41	Luke McNitt	FB
43	Tyrin Ferguson	LB
43	Todd Honas	WR
44	Mick Stoltenberg	DL
45	Ty Chaffin	WR
45	A.J. Natter	DL
47	Branden Hohenstein	TE
47	Matt Jarzynka	DL
48	Erik Evans	DL
49	Austin Hemphill	FB
49	Chris Weber	LB
50	John Raridon	OL
51	Jared Brugmann	LB
51	Matt Watts	OL
54	Jordan Ober	LS
56	Boe Wilson	OL
57	Jacob Weinmaster	LB
58	Joel Lopez	DL
59	Jake Kitten	OL
61	Bryan Brokop	OL
62	Cole Conrad	OT
63	Tanner Farmer	OT
65	Christian Gaylord	OL
67	Jerald Foster	OL
68	Nick Gates	OL
71	Matt Farniok	OL
73	Broc Bando	OL
74	Jalin Barnett	OL
75	Fyn Anderson	DL
76	Dylan Owen	DL
77	David Knevel	OL
79	Michael Decker	OL
80	Brett Classen	WR
81	Gabe Rahn	WR
83	David Engelhaupt	TE
83	Bryan Reimers	WR
85	Matt Snyder	TE
86	Jack Stoll	TE
88	Tyler Hoppes	TE
89	Connor Ketter	TE
90	Jackson Walker	P
91	Freedom Akinmoladun	DL
92	Chase Urbach	LS
94	Khalil Davis	DL
95	Ben Stille	LB
96	Carlos Davis	DL
98	Isaac Armstrong	P
98	Collin Miller	LB
99	Peyton Newell	DL
	Austin Allen	TE
	Christian Banker	WR
	Elijah Blades	DB
	Jaylin Bradley	RB
	Ethan Cox	ATH
	Damion Daniels	DT
	Cole Frahm	PK
	Willie Hampton	LB
	Trent Hixson	OL
	Brenden Jaimes	OL
	Tyjon Lindsey	WR
	Ben Lingenfelter	DL
	Cody Liske	LB
	Ben Miles	FB
	Hunter Miller	OL
	Jordan Paup	DL



WR • De'Mornay Pierson-El



S • Kieron Williams

# PURDUE BOILERMAKERS



Purdue enters 2017 with a new head coach in Jeff Brohm. The Boilermakers went 3-9 overall in 2016, losing eight of their nine final games.

Brohm went 30-10 in three seasons as head coach at Western Kentucky, including two Conference-USA Championships. The Hilltoppers were consistently in the top-10 nationally in total offense and scoring offense in each of his three seasons at WKU. Brohm takes over a Purdue offense that finished 2016 first in the Big Ten in passing offense and last in rushing offense.

Junior quarterback David Blough returns for the Boilermakers. In 2016, he led the conference in completions and was second in touchdowns and total offense. He threw for 3,352 yards with 25 touchdowns, but he also led the conference with 21 interceptions and was eighth in completion percentage. He threw for over 400 yards twice in 2016, including 458 yards and five touchdowns in a loss to Iowa.

## General Information

Location.....	West Lafayette, Ind.
Enrollment.....	39,409
School Colors.....	Old Gold and Black
Home Stadium.....	Ross-Ade Stadium
Surface/Capacity.....	Prescription Athletic Turf/Bermuda Grass/57,236
Conference.....	Big Ten
President.....	Mitch Daniels
Athletics Director.....	Mike Bobinski
Website.....	purduesports.com

## Football Information

2016 Record.....	3-9 Overall, 1-8 (7th West Division)
Basic Offense; Defense.....	Multiple; Multiple
Starters Returning (Off/Def/Spec).....	15 (5/8/2)
Lettermen Returning (Off/Def/Spec).....	51 (26/22/3)
First Year of Football.....	1887
All-Time Record.....	601-554-48
All-Time Division I Record.....	601-554-48
All-Time Big Ten Record.....	323-391-32
Bowl Appearances (Record).....	17 (9-8)
Last Bowl Appearance.....	2013; Heart of Dallas Bowl
Results.....	L, 58-14 vs. Oklahoma State

Last season's leading receiver DeAngelo Yancey left for the NFL, which means a number of young receivers will compete for snaps in Purdue's offense. Blough's most reliable returning receiver is tight end Cole Herdman. Herdman was named to Athlon's Preseason All-Big Ten Third Team, and was fourth on the team in receiving in 2016 with 35 catches for 344 yards and three

## Coaching Staff

Head Coach.....	Jeff Brohm
Co-Offensive Coordinator/Quarterbacks.....	Brian Brohm
Co-Defensive Coordinator/Linebackers.....	Nick Holt
Co-Offensive Coordinator/Special Teams/Tight Ends.....	Tony Levine
Co-Defensive Coordinator/Secondary.....	Anthony Poindexter
Passing Game Coordinator/Wide Receivers.....	JaMarcus Shephard
Assistant Coach/Running Backs.....	Chris Barclay
Assistant Coach/Cornerbacks.....	Derrick Jackson
Assistant Coach/Defensive Line.....	Reggie Johnson
Assistant Coach/Offensive Line.....	Dale Williams
Quality Control.....	Dan Row
Quality Control.....	Ryan Wallace
Quality Control.....	Kevin Wolthausen
Graduate Assistant.....	JMichael Jonard
Graduate Assistant.....	Joe Montag
Graduate Assistant.....	Sean Robinson
Football Operations Assistant/Special Teams.....	Justin Sinz

## Athletic Communications

Associate Athletics Communications Director.....	Matt Rector
Office Phone.....	765-494-3196
Cell Phone.....	765-237-1330
Email.....	rector@purdue.edu

touchdowns. He had seven catches for 104 yards with one touchdown against Iowa last season.


Junior running back Markell Jones led Purdue last season with 616 yards and four touchdowns. His top performance came in the team's 2016 opener against Eastern Kentucky, with 145 yards rushing and one touchdown. He'll team up again in the backfield with Brian Lankford Johnson, who did his most damage last season in Purdue's overtime win over Illinois, running for 127 yards and one touchdown on 18 carries.

The defense will be led by sophomore linebacker Markus Bailey, who had a team-high 97 tackles to go along with four interceptions in 2016, recording double-digit tackles in four games. He'll be joined by senior defensive lineman Gelen Robinson, who led the team in 2016 with five sacks. Western Kentucky-transfer T.J. McCollum will be reunited with his former head coach after finishing third on his team in tackles in 2016 with 85.

Northwestern has won five of the last six meetings between the teams, including a 45-17 rout in 2016 in which Northwestern outscored Purdue 31-7 in the second half. Northwestern's Clayton Thorson passed for a career-best 352 yards with three passing touchdowns and one rushing touchdown. Justin Jackson and John Moten IV combined for 246 yards and Jackson rushed for two touchdowns for the Wildcats.



QB • David Blough



DL • Gelen Robinson

No.	Name	Pos.
1	D.J. Knox	RB
2	Da'Wan Hunte	CB
2	Elijah Sindelar	QB
3	DJ Edwards	WR
4	Ja'Whuan Bentley	LB
5	T.J. Jallow	CB
6	Tyler Hamilton	WR
6	T.J. McCollum	LB
7	Eddy Wilson	DT
8	Kamal Hardy	CB
8	Markell Jones	RB
9	Malik Kimbrough	WR
9	Lorenzo Neal	DT
10	Mike Little	CB
10	Gregory Phillips	WR
11	David Blough	QB
11	Antoine Miles	RE
12	Jared Sparks	QB
13	Terrence Landers	WR
13	Gelen Robinson	DE
14	Danny Carollo	QB
14	Tim Faison	LB
16	Garrett Hudson	LB
17	Fred Brown	DT
17	David Day	CB
19	Aaron Banks	QB
19	Dezwan Polk-Campbell	WR
20	Benaiah Franklin	WR
21	Markus Bailey	LB
21	Anthony Mahoungou	WR
22	Sawyer Dawson	LB
23	Keyante Green	RB
23	Josh Hayes	CB
24	Tim Cason	CB
25	Antonio Blackmon	CB
25	Tario Fuller	RB
26	C.J. Parker	S
27	Navon Mosley	S
28	Brandon Shuman	CB
28	David Yancey	RB
31	Joe Schopper	P
32	Jack Wegher	RB
33	Jackson Anthrop	WR
33	Simeon Smiley	CB
35	Wes Cook	S
36	Danny Ezechukwu	LB
36	Richie Worship	RB
37	Brian Lankford-Johnson	RB
38	Brennan Thieneman	S
40	Ronnie Hill	S
41	Jacob Thieneman	S
43	Andy Chelf	S
43	Myles Homan	K
44	Anthony Watts	DT
45	Lane Beeler	RB
45	Austin Larkin	RE
46	Race Johnson	CB
48	Rob Simmons	DE
49	Noah Brunner	K
50	Keiwan Jones	DT
50	Bearoos Yacoobi	OL
51	Bryce Brown	OL
52	Tanner Hawthorne	OT
53	Kirk Barron	OG-C
54	Mike Zeigler	DE
55	Michael Mendez	OL
56	Ryan Sadkowski	LS
57	Semisi Fakasiiieki	LB
58	Ryan Flaherty	OL
60	Eric Swingler	OL
64	Johnny Daniels	OL
65	Ben Makowski	LS
66	Alex Criddle	DT
68	Peyton Truitt	OL
71	Sam Loebig	OL
72	Jalen Jackson	DT
73	Ethan Smart	OL
75	Jalen Neal	OT
77	Eric Ferguson	OL
78	Grant Hermanns	OL
79	Matt McCann	OL
80	Jarrett Burgess	WR
82	Wade Buckman	TE
83	Malcolm Dotson	WR
84	Jess Trussell	TE
85	J.D. Dellinger	K
86	Brandon Prince	TE
88	Cole Herdman	TE
89	Brycen Hopkins	TE
90	Will Colmery	DT
91	Chazmyn Turner	RE
96	Jake Herr	P
98	Kai Higgins	DE





# MINNESOTA GOPHERS

New head coach PJ Fleck takes over the reins for a Minnesota team coming off a 9-4 season in 2016, capped off by a 17-12 victory over Washington State in the National Funding Holiday Bowl.

Fleck spent the last four seasons as the head coach at Western Michigan, where he was 30-22 overall before being announced as the Golden Gophers' new head coach in January. He led Western Michigan from 1-11 in his first year in 2013 to 13-1 and a conference championship last season. He was named MAC Coach of the Year in 2014 and 2016. Prior to coming to Western Michigan, Fleck was the wide receivers coach of the Tampa Bay Buccaneers in 2012.

He brought offensive coordinator Kirk Ciarrocca along with him from Western Michigan to help a Minnesota offense that ranked 11th in the conference in total offense in 2016, averaging 357.2 yards per game. Minnesota will have to replace a graduated Mitch Leidner at the quarterback position. Leidner threw for 2,169 yards with eight

### General Information

Location	Minneapolis, Minn.
Enrollment	51,147
School Colors	Maroon and Gold
Home Stadium	TCF Bank Stadium
Surface/Capacity	Field Turf/50,805
Conference	Big Ten
President	Eric Kaler
Athletics Director	Mark Coyle
Website	gophersports.com

### Football Information

2016 Record	9-4 Overall, 5-4 (T-4th West Division)
Basic Offense/Defense	Multiple; 4-3
Starters Returning (Off/Def/Spec)	15 (7/6/2)
Lettermen Returning (Off/Def/Spec)	43 (18/21/4)
First Year of Football	1882
All-Time Record	682-510-44
All-Time Division I Record	682-510-44
All-Time Conference Record	344-382-28
Bowl Appearances (Record)	19 (7-12)
Last Bowl Appearance	2016; Holiday Bowl
Results	W, 17-12 vs. Washington State

### Coaching Staff

Head Coach	P.J. Fleck
Offensive Coordinator/Quarterbacks	Kirk Ciarrocca
Defensive Coordinator/Linebackers	Robb Smith
Assistant Coach/Running Backs	Kenni Burns
Assistant Coach/Tight Ends	Brian Callahan
Assistant Coach/Defensive Backs	Maurice Linguist
Assistant Coach/Defensive Line	Bryce Paup
Assistant Coach/Wide Receivers	Matt Simon
Assistant Coach/Offensive Line	Ed Warinner
Assistant Coach/Special Teams Coordinator	Rob Wenger
Quality Control	Dan Collins
Quality Control	Gregory Harbaugh
Quality Control	Joe Rossi
Graduate Assistant	Keanon Cooper
Graduate Assistant	Keli'ikuewa Kekuewa
Graduate Assistant	David Parker
Graduate Assistant	Drew Moulton

### Athletic Communications

Director of Athletic Communications	Paul Rovnak
Office Phone	612-625-9379
Cell Phone	651-592-5741
Email	psrovnak@umn.edu

touchdowns and 12 interceptions in 2016. The starting job is projected to be between Conor Rhoda, who played in three games last season, or Demry Croft, who redshirted in 2016.

The Gophers' offense has leaned on its run game in recent seasons, boasting the Big Ten's fifth-ranked run game thanks to a two-back

duo of Rodney Smith and Shannon Brooks. In 2016, Smith rushed for 1,158 yards with 16 touchdowns, ranking fourth in the Big Ten. Brooks had 650 yards with five touchdowns on the season, including 100 yards and one touchdown on 14 carries against Penn State.

Junior wide receiver Rashad Still will lead a group of receivers playing without last season's leading pass catcher Drew Wolitarsky. Wolitarsky, who left to graduation, led the team as a senior with 66 receptions, 860 yards and five touchdowns.

Minnesota ranked fourth in the Big Ten last season in total defense. The Gophers were second in rushing defense, allowing only 117.8 yards per game on the ground, and tied for third with 37 sacks. They'll be without graduated leading tackler Damaris Travis, who had 83 tackles last season. All-Big Ten tackle Steven Richardson returns after racking up seven sacks and 11 tackles for loss in 2016. He was named to the Preseason All-Big Ten team along with Jonathan Celestin, who finished second on the team last season with 80 tackles. Antoine Winfield leads the secondary.

Northwestern shutout the Gophers, 27-0, the last time the two programs met at Ryan Field in 2015. Northwestern's defense held Minnesota to 173 total yards and Justin Jackson led the Northwestern offense with 120 yards on 20 carries.

No.	Name	Pos.
1	Smith, Rodney	RB
2	Gentry, Isaiah	WR
2	Huff, Jacob	DB
3	Gibson, Jerry	DL
3	Autman-Bell, Chris	WR
4	Ayinde, Adekunle	DB
5	Guthrie, Trenton	LB
5	Holland Jr., Melvin	WR
6	Johnson, Tyler	WR
7	Handy-Holly, Ken	DB
8	Williams, Mark	WR
8	McGhee, Duke	DB
9	Carter, Eric	WR
11	Winfield Jr., Antoine	DB
11	Croft, Demry	QB
12	Poock, Cody	LB
12	Register, Hunter	WR
13	Morgan, Tanner	QB
13	Celestin, Jonathan	LB
14	Roste, Janan	QB
14	Craighton, Zo	DB
15	Williams, Everett	LB
15	Rhoda, Conor	QB
16	Durr, Coney	DB
16	Estes, Rey	QB
17	Green, Seth	QB
18	Santoso, Ryan	P
19	Pickering, Samuel	QB
19	Geary, Clay	WR
19	Moore, Gary	DL
20	Huff, Julian	LB
21	Martin, Kamal	LB
22	Cooper, Dorborwulu	DB
22	McCrary, Kobe	RB
23	Brooks, Shannon	RB
23	Beck, Adam	DB
24	Hmielewski, Drew	WR
25	Jordahl, Payton	LS
25	Howard, Phillip	WR
26	Harris, Justus	DB
27	Swenson, Calvin	DB
28	Femi-Cole, Jonathan	RB
29	Leius, Jack	DB
30	Ibrahim, Mohamed	RB
30	Santaga, Jon	DB
31	London, Dominik	RB
31	Thomas, Kiondre	DB
32	Knox, Zachariah	RB
32	Wieland, Brady	DB
33	Delich, Mike	RB
33	Ryerse, Grant	K/P
34	Shenault, Antonio	DB
34	McElfresh, Logan	P
35	Waters, Jaylen	LB
36	O'Brien, Casey	H
36	Cashman, Blake	LB
37	Mack, John	K
38	Carpenter, Emmitt	K
39	Hansen, Trey	LS
40	Bursch, Nathan	TE
40	Strazzanti, Alex	DB
41	Barber, Thomas	LB
42	Juenemann, Justin	K
42	Kieft, Ko	TE
43	Schoenfelder, Bailey	LB
44	Beebe, Colton	TE
44	Fuller, Tommy	DB
45	Coughlin, Carter	LB
46	DeLattiboudere, Winston	DL
47	Herbers, Jacob	P
49	Paulson, Jake	TE
50	Anderson, Danny	LB
52	Schirck, Austin	DL
53	Magaña, Vincent	OL
55	Rousemiller, Eric	OL
57	Russell, Joe	LB
58	Oseland, Quinn	OL
59	Novak-Goar, Connor	DL
60	Schmitz, John Michael	OL
61	Dovich, Bronson	OL
62	Weyler, Jared	OL
64	Olson, Conner	OL
65	Ruschmeyer, Axel	OL
69	Mafe, Boye	DL
70	Schlueter, Sam	OL
71	Davis, Ben	OL
73	Greene, Donnell	OL
74	Connelly, Nick	OL
75	Sassack, Kyle	OL
75	Kuehn, Noah	OL
75	Robinson, Malcolm	DL
76	Calhoun, Vincent	OL
77	Andries, Blaise	OL
78	Wright, Garrison	OL
80	Wozniak, Nate	TE
81	Annexstad, Brock	WR
82	Douglas, Demetrius	WR
83	Van Dyne, Harry	WR
84	Reger, Will	WR
85	Witham, Bryce	TE
86	Lingen, Brandon	TE
87	Hilbelink, Reid	WR
88	Still, Rashad	WR
89	Morse, Matt	WR
89	Umlor, Nate	TE
90	Renner, Sam	DL
91	Hickcox, Noah	DL
92	Devers, Tai'yon	DL
93	Jackson, Merrick	DL
94	Coughlin, Quinn	DL
95	Otomewo, Esezi	DL
96	Richardson, Steven	DL
97	Silver, Royal	DL
98	Witherspoon, Clayton	TE
99	Stelter, Andrew	DL



**RB • Rodney Smith**



**DT • Steven Richardson**

# ILLINOIS FIGHTING ILLINI



Illinois finished the 2016 season 3-9 overall under first-year coach Lovie Smith.

Illinois ranked 13th in the Big Ten in scoring offense (19.7 points per game) and total offense (315 yards per game), while its defense allowed 31.9 points per game and 35 rushing touchdowns on the season.

Redshirt senior running back Kendrick Foster returns for 2017 after he led the offense with 1,328 all-purpose yards. He rushed for 720 yards and seven touchdowns, including 146 yards and two scores against Michigan State. Senior wide receiver Malik Turner led the team with 712 yards and six touchdowns. His best outing in 2016 came against Northwestern, catching 11 passes for 164 yards and two touchdowns.

Redshirt junior Chayce Crouch takes over the starting quarterback job from graduated

## General Information

Location.....	Urbana-Champaign, Ill.
Enrollment.....	44,880
School Colors.....	Orange and Blue
Home Stadium.....	Memorial Stadium
Surface/Capacity.....	FieldTurf/60,670
Conference.....	Big Ten
President.....	Timothy L. Killeen
Athletics Director.....	Josh Whitman
Website.....	fightingillini.com

## Football Information

2016 Record.....	3-9 Overall, 2-7 (6th West Division)
Basic Offense/Defense.....	Pro-Style/Multiple; 4-3
Starters Returning (Off/Def/Spec).....	10 (5/4/1)
Lettermen Returning (Off/Def/Spec).....	32 (12/19/1)
First Year of Football.....	1890
All-Time Record.....	600-575-51
All-Time Division I Record.....	600-575-51
All-Time Conference Record.....	341-417-32
Bowl Appearances (Record).....	18 (8-10)
Last Bowl Appearance.....	2014; Heart of Dallas Bowl
Results.....	L, 35-18 vs. Louisiana Tech

## Coaching Staff

Head Coach.....	Lovie Smith
Offensive Coordinator/Quarterbacks.....	Garrick McGee
Defensive Coordinator/Linebackers.....	Hardy Nickerson
Run Game Coordinator/Defensive Line.....	Mike Phair
Special Teams Coordinator/Tight Ends.....	Bob Ligashesky
Defensive Backs/Safeties.....	Donnie Abraham
Assistant Coach/Offensive Line.....	Luke Butkus
Assistant Coach/Wide Receivers.....	Andrew Hayes-Stoker
Assistant Coach/Running Backs.....	Thad Ward
Defensive Backs/Cornerbacks.....	Paul Williams
Defensive Analyst.....	Charles Drewek
Defensive Analyst.....	Kingsley Osei-Asibey
Special Teams Analyst.....	Dean Hogan
Offensive Analyst.....	Nathan Scheelhaese
Graduate Assistant.....	Joe Fotu
Graduate Assistant.....	Brett Nelson
Graduate Assistant.....	Shane Toub
Graduate Assistant.....	Robert Wright

## Athletic Communications

Associate Director of Athletics, Media Relations.....	Kent Brown
Office Phone.....	217-244-6533
Cell Phone.....	217-493-9795
Email.....	kwbrown3@illinois.edu

Wes Lunt, giving offensive coordinator Garrick McGee a dual-threat quarterback to work with after spending 2014-15 at Louisville working with Lamar Jackson. Crouch saw his most 2016 action when he came in for the injured Lunt against Purdue, going 10-for-14 for 142 yards to go along with 17 carries for 137

yards and two scores in one of Illinois' highest scoring games of the season.

Among Crouch's weapons will be Illinois' 2014 leading receiver Mike Dudek, who missed the last two years with knee injuries. Dudek led the team in his freshman year, catching 76 passes for 1,038 yards and six touchdowns.



**RB • Kendrick Foster**




**LB • Tre Watson**

Illinois had the third best pass defense in the Big Ten in 2016, allowing only 185.9 yards per game and 11 touchdowns. Redshirt junior Tre Watson was fifth in the Big Ten with 102 tackles to go along with 4.5 tackles for loss and three forced fumbles in 2016. He had five double-digit tackle games, including 16 against Michigan State and 15 against Iowa.

Northwestern has won four out of the last five meetings between the teams. The Wildcats' dominating run game helped the program to a 42-21 victory. Northwestern's Justin Jackson rushed for 173 yards and three touchdowns and John Moten IV rushed for 128 yards with two touchdowns. The teams last played in Champaign in 2013, a 37-34 Northwestern win led by Wildcats quarterback Trevor Siemian, who threw for 414 yards and four touchdowns.

No.	Name	Pos.
1	Jaylen Dunlap	DB
2	Reggie Corbin	RB
2	Julian Jones	LB
3	Jeff George, Jr.	QB
3	De'l'Shawn Phillips	LB
4	Ricky Smalling	WR
4	Bennett Williams	DB
5	James Crawford	DL
5	Carmoni Green	WR
6	Tony Adams	DB
7	Chayce Crouch	QB
7	Stanley Green	DB
8	Dominic Thieman	WR
9	Dele Harding	LB
9	Sam Mays	WR
10	James Knight	LB
10	Cam Thomas	QB
11	Malik Turner	WR
12	Chris James	DB
12	Charlie Reinkemeyer	QB
13	Caleb Reams	TE
14	Blake Hayes	P
14	Cam Miller	QB
15	Trenard Davis	QB
16	Connor Kelly	QB
17	James McCourt	PK
17	Kendall Smith	WR
18	Mike Dudek	WR
19	Louis Dorsey	TE
20	Harvey Clayton Jr.	DB
21	Ra'Von Bonner	RB
21	Patrick Nelson	DB
22	Kendrick Foster	RB
23	Frank Sumpter	DB
24	Dawson DeGroot	DB
25	Nate Hobbs	DB
26	Mike Epstein	RB
26	Evan Jones	DB
27	Dre Brown	RB
27	Ahmari Hayes	DB
28	Nolan Bernat	DB
29	Christian Bobak	RB
30	Julian Hynton	DB
31	Cameron Watkins	DB
32	Justice Williams	LB
33	Tré Watson	LB
34	Christian Abercrombie	LB
35	Jake Hansen	LB
36	Austin Roberts	RB
37	Bryce Baringer	P
37	Zac Holman	DB
38	Brandon Roberts	TE
39	Nathan Echard	TE
40	Ryan Tucker	P
41	Jimmy Marchese	LB
42	Michael Marchese	DB
43	Chase McLaughlin	PK
44	Drew Murtaugh	LB
45	Henry McGrew	TE
47	Sean Adesanya	DL
48	Kevin Hinders	DL
52	Ayo Shogbonyo	LB
52	Adam Solomon	OL
53	Nick Allegretti	OL
53	Kendrick Green	DL
54	Marc Mondesir	LB
55	Jamal Milan	DL
56	Ethan Tabel	LS
58	Sean Mills	LS
63	Alex Palczewski	OL
65	Doug Kramer	OL
66	Jordan Fagan	OL
67	Christian DiLauro	OL
68	Jake Stover	OL
71	Zeke Martin	OL
72	Gabe Megginson	OL
73	Jake Cerny	OL
75	Kurt Gavin	OL
76	Larry Boyd	OL
79	Vederian Lowe	OL
81	Griffin Palmer	TE
82	William DuPont	WR
83	Bobby Walker	TE
84	James Bartholomew	WR
85	Andrew Trainer	TE
88	Brandon Jones	RB
89	Alex Pihlstrom	TE
90	Lere Oladipo	DL
91	Jamal Woods	DL
92	Isaiah Gay	DL
94	Tito Odenigbo	DL
95	Kenyon Jackson	DL
96	Tymir Oliver	DL
97	Bobby Roundtree	DL
98	Deon Pate	DL
99	Owen Carney Jr.	DL



### MEDIA INFORMATION

#### WEEKLY MONDAY PRESS CONFERENCE

Coach Fitzgerald will hold weekly media briefings at Noon CDT each Monday during the regular season in the Nicolet Football Center. Fitzgerald will make comments and answer questions until approximately 12:25 p.m. Selected players will be on hand to meet with the press at approximately 12:30 p.m., class schedules permitting. The entire news conference is available on NUsports.com (All-Access video site for a fee).

#### BIG TEN WEEKLY TELECONFERENCE

Coach Fitzgerald takes part in the Big Ten Conference's Coaches Teleconference each Tuesday throughout the regular season. All 14 head coaches are available to answer questions for eight minutes. Fitzgerald's segment begins at 11:56 a.m. CT. Media members wishing to participate should call or email the Big Ten office (847-696-1010) for the call-in phone number. Playback of the teleconference is available for 24 hours following the completion of the original format.

#### COACH/PLAYER AVAILABILITY

Coach Fitzgerald and student-athletes who did not participate in the Monday press conference are available after morning practices on Tuesdays and Wednesdays each week. Depending on class schedules, players may also be available in the afternoon on those two days. No player interviews will be granted on Sunday, Thursday or Friday. Depending on his schedule, Coach Fitzgerald may also be available during the late-afternoon hours on Tuesday and Wednesday. Please call in advance to set up an interview.

#### WILDCATS ONLINE

The official web site of Northwestern Athletics is NUsports.com. Updated daily, the site includes releases and game notes as well as other football-related items: up-to-date roster, schedule, game times, etc. You may also watch Northwestern football on Twitter at these accounts: @NU\_Sports, @NUFBNews, @NU\_SportsLIVE, @NUFBFamily or @coachfitz51.

#### GAME CREDENTIALS

For any media wishing to obtain a credential for any home game, please apply at [www.sportssystem.com/northwestern](http://www.sportssystem.com/northwestern).

#### POSTGAME PROCEDURE

Following a cooling off period, head coach Pat Fitzgerald and select players will meet with the media in Nicolet Football Center, which is located adjacent to Ryan Field on the north side. Requests for student-athletes should be made to a Northwestern Athletic Communications contact at least five minutes prior to the end of the contest.

#### NORTHWESTERN ATHLETIC COMMUNICATIONS

**Contact:** Paul Kennedy,  
Assistant Athletic Director for Athletic Communications  
**Phone:** Office - (847) 467-2028 | Cell - (313) 497-5990  
**Email:** [pkennedy@northwestern.edu](mailto:pkennedy@northwestern.edu)

**Contact:** Kyle Kelley, Assistant Director of Athletic Communications  
**Phone:** Office - (847) 491-8800 | Cell: (989) 400-1705  
**Email:** [kyle.kelley@northwestern.edu](mailto:kyle.kelley@northwestern.edu)

#### Northwestern Athletic Communications

##### Mailing Address

1501 Central St.  
Evanston, IL 60208