


Kronos Mobile App Install

Installing Kronos Mobile App on a Smart Device

- 1 Open the App Store on your device.



- 2 Search for **Kronos Mobile** app, and click the **GET, FREE** or **INSTALL** button to begin downloading the app.

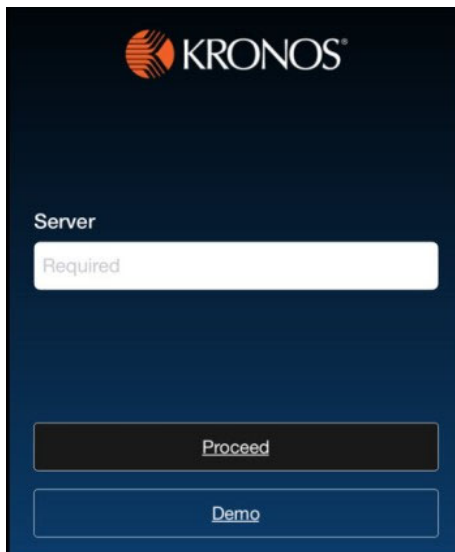


- 3 Once the app has downloaded, tap the **Kronos Mobile** icon to launch the app.

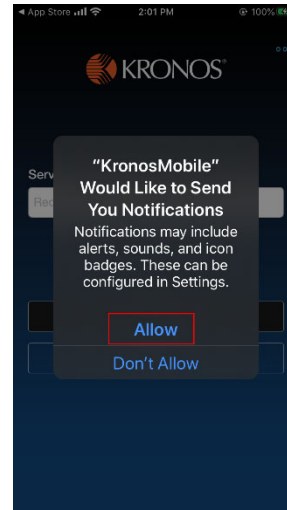


- 4 Enter the following URL in the **Server** field:

<https://soin.kronos.net/wfc>



- 5 If prompted, tap **Allow** to have Kronos send you notifications.



- 6 Enter your SOIN username into the **User Name** field and SOIN password into the **Password** field.



- 7 Tap **Log On**.