



CCI 421.01
EFFECTIVE DATE: 4 August 2020

By Order of the Assistant Secretary for Health:

ADM Brett P. Giroir, M.D.

SUBJECT: Uniforms for Male Officers

1. PURPOSE: This Instruction prescribes the various uniforms, uniform articles, and uniform accessories to be worn by male officers of the U.S. Public Health Service (USPHS) Commissioned Corps. This Instruction also provides information on prescribable and optional uniform items, occasions for wearing the uniform, and uniform requirements.
2. APPLICABILITY: This Instruction applies to all male members of the Regular Corps and the Ready Reserve when on active duty.
3. AUTHORITY:
 - 3-1. [42 U.S.C. § 216\(a\)](#), "Regulations"
 - 3-2. [42 U.S.C. § 217](#), "Use of Service in Time of War or Emergency"
 - 3-3. [42 U.S.C. § 238g](#), "Wearing of Uniforms"
 - 3-4. [18 U.S.C. § 702](#), "Uniform of Armed Forces and Public Health Service"
 - 3-5. [Executive Order 11140](#), "Delegating Certain Functions of the President Relating to the Public Health Service"
 - 3-6. [68 FR 70507](#), "Statements of Organizations, Functions, and Delegations of Authority"
 - 3-7. Commissioned Corps Directive (CCD) [131.01](#), "Uniform Regulations"
4. PROPONENT: The proponent of this Instruction is the Assistant Secretary for Health (ASH). The responsibility for ensuring the day-to-day management of the USPHS Commissioned Corps belongs to the Surgeon General (SG).
5. SUMMARY OF REVISIONS AND UPDATES: This is the fifth issuance of this Instruction within the electronic Commissioned Corps Issuance System (eCCIS) and replaces Commissioned Corps Instruction (CCI) 421.01, "Uniforms for Male Officers," dated 15 December 2015. This version:
 - 5-1. Authorizes new enhanced fleece liner with rank tab for wear with the Operational Dress Uniform (ODU).

- 5-2. Authorizes new ODU replacement with the Coast Guard Utility uniform.
- 5-3. Authorizes the Improved Flame Variant Coveralls for shipboard use.
- 5-4. Authorizes new Flex Fit Black Windbreaker Jacket.
- 5-5. Authorizes optional Blue Utility/Working T-Shirt with options of command/unit logos.
- 5-6. Removes Cap, Ball, Coyote Brown and Cap, Utility, 8 Point.
- 5-7. Moves Duffel Bag to [CCI 413.01](#), "Special Uniform Situations."

6. POLICY:

- 6-1. All officers, except those participating in the Junior Commissioned Officer Student Training and Extern Program (COSTEP) or in the Senior COSTEP, must maintain all required components of the Service Dress Blue (SDB) and ODU. In addition, officers are responsible for buying and maintaining other uniforms required by their prescribing authority. The USPHS Commissioned Corps does not require any minimum number of uniforms in an officer's possession, except in the instance of certain special uniforms as outlined in CCI 413.01, "Special Uniform Considerations." Officers must obtain and maintain sufficient quantities of uniform items to ensure a high standard of personal hygiene and appearance.
- 6-2. Except as may be authorized by regulations of the President, only current officers in the USPHS Commissioned Corps may wear the insignia and uniform of commissioned officers of the Service, or any distinctive part of such insignia or uniform, or any insignia or uniform that has a part similar to a distinctive part of the USPHS Commissioned Corps' uniform.
- 6-3. Operational Dress Uniform (ODU); Phase Out 1 February 2023. General Authorized Uses. The National Uniform Authority (NUA) may authorize wear of the ODU in any of the following situations:
- a. Emergency preparedness or response activities, including field exercises, planned or emergency responses, Department of Health and Human Services (HHS) emergency-response-related exhibits, HHS emergency-response-related recruiting, and training for operations as determined by the NUA, such as:
 - (1) Exposure to harsh elements, e.g., high temperatures, cold, or precipitation;
 - (2) In dirt, water, or mud;
 - (3) Where other types of uniforms would become unreasonably soiled or unkempt and require daily cleaning; or
 - (4) In indoor settings where officers will or could be working in dirty settings, e.g., partially destroyed buildings or on the floor as a building, such as when kneeling beside patients on stretchers.
 - b. Exercises or operations that are conducted jointly, or in the same environment, with other branches of the Uniformed Services whose service members are wearing their counterpart uniforms. The NUA will prescribe an ODU that is in accordance with the directives of the commanding officer-in-charge (OIC) of a joint exercise or operation when such a directive can be obtained in advance. When such a directive cannot be obtained in advance, or when an operation is in the same environment but is not a joint operation, the NUA may prescribe the ODU independently.
 - c. Activities where personnel safety (from physical or environmental/weather conditions), durability, and appearance make other uniforms inappropriate, e.g., vehicle maintenance, environmental sampling in muddy conditions, construction or correctional institutions.
 - d. Special HHS or Joint Services event, e.g., a salute to returning forces ceremonies or awards ceremonies. In a Joint Services event, the USPHS Commissioned Corps authorizes the ODU only when members of other Uniformed Services will wear their equivalent uniform. In HHS-only events, the event must be an

emergency-response or austere environment-related ceremony, otherwise the ODU wear must be approved by the SG.

- e. Daily Wear. An officer may wear the ODUs daily as defined by the NUA or local uniform authority (LUA).
- f. Other Uses. For uses, other than those listed in Section 6-3., an Operating Division (OPDIV), Staff Division (STAFFDIV) or non-HHS organization LUA must request authorization from the Office of the Surgeon General (OSG).
- g. The USPHS Commissioned Corps does not authorize the wearing of a U.S. Flag patch on the ODU.
- h. The nametape and U.S. Public Health Service (USPHS) identification (ID) tape will be gold letters on ODU blue cloth tape, but the USPHS Commissioned Corps does not authorize direct embroidery. Officers will wear the nametape flush above the right front shirt pocket and flush above the right rear trouser pocket. Officers will wear the ID tape flush above the left front shirt pocket. Tapes must not be shorter than or extend beyond the width of the respective ODU pocket.
- i. The USPHS Commissioned Corps authorizes up to 2 authorized skill badge patches for wear. Officers must wear each badge patch centered, ¼" above the USPHS ID tape, or, if 2 skill badge patches are worn, ¼" above the lower badge patch on the ODU front left shirt pocket. The Field Medical Readiness Badge (FMRB) patch must be folded and sewn in a manner to form a square, and, if worn, must be worn above the lower badge patch. The USPHS Commissioned Corps does not authorize direct embroidery. Skill badge patches must be in the appropriate thread color by the issuing entity on an ODU blue background tape. The USPHS Commissioned Corps also does not authorize olive drab or other non-ODU blue background tapes.
- j. Identification Badges. The Officer in Charge miniature metal identification badge may be worn ¼ inch above nametape, if authorized for current wear. The USPHS Commissioned Corps does not authorize any other identification badges for wear.
- k. Only the OSG can authorize the Special Unit Identification Patch. These special patches must be of the subdued, embroidered type with a basic ODU blue background and must not exceed 3½ inches in the greatest dimension. Special unit identification patches must be worn on the ODU blouse centered on the left breast pocket. The USPHS Commissioned Corps does not authorize the current olive drab Special Unit Identification Patch for wear on the ODU.
- l. Manner of Wear. The ODU is designed for field wear and should be loose fitting and comfortable. The USPHS Commissioned Corps does not authorize alterations to make it form-fitting. Officers will wear the ODU shirt outside the trousers, not tucked in, with all buttons buttoned except for the collar button; the collar is worn open. The sleeves may be rolled up when allowed by the LUA. Officers will wear the trousers bloused over the top portion of the boots, but must not wrap the trousers so tightly around the leg that they present a pegged appearance. Loose threads must be trimmed from all uniform components. Boot laces must be secured in a manner such that no loops are created; the ends of the laces must be tucked into the boots. The USPHS Commissioned Corps does not authorize spider lacing or the use of non-black boot laces.

7. RESPONSIBILITIES:

- 7-1. The ASH is responsible for establishing policies related to uniforms.
- 7-2. All officers are responsible for adhering to the guidelines and procedures listed in this Instruction.
- 7-3. Supervisors and the chain of command are responsible for enforcing uniform standards as provided in policy.

8. PROCEDURES:

- 8-1. The dinner dress uniforms are available in both dinner dress 'regular' and 'jacket' versions. The jacket versions have the word 'jacket' as part of the designation. The jacket versions are more formal than the regular versions as they use a dinner jacket, while the regular versions use the service dress coat. Officers at the O-4 rank and above must use the jacket versions. Junior officers in the ranks of Ensign through Lieutenant (O-1 through O-3) may wear the jacket versions but the USPHS Commissioned Corps does not require them to do so.
- 8-2. The fabric of service dress coats and uniform shirts should match that of the trousers. When a particular fabric is worn, the belt and cap cover must be made of matching fabric. A vinyl cap cover is optional.
- 8-3. The Service Khaki uniform is made of Certified Navy Twill (CNT) or polyester/wool.
- 8-4. Clothing articles must meet the Army, Navy or Coast Guard specification for the applicable item. For example, the trousers of the SDB must be of approved design, style, and materials, not merely the correct color. Officers can assume that articles purchased from Navy uniform shops, including the Uniform Support Center in Chesapeake, VA, are approved. However, officers need to ensure that every article purchased from commercial, non-governmental sources has a certification and/or a military specification tag sewn into the garment.
- 8-5. Officers assigned to patient care or laboratory areas may wear a suitable lab coat over the uniform when required to perform assigned duties. However, officers may not wear the lab coat over the uniform outside the immediate place of work and any covered area associated with that location. See [CCI 413.01](#), "Special Uniform Situations," for more guidance on protective clothing.
 - a. Officers may wear scrub attire when gross contamination by bodily fluids is likely to occur (i.e., operating room, labor and delivery, emergency department, or laboratory settings). However, even when scrub attire is worn in a duty station as authorized by the LUA, officers must wear the prescribed uniform of the day to work and upon termination of duty for the day.
 - b. Routine clinical office activity does not require scrub attire.
- 8-6. When wearing Dinner Dress, Ceremonial Dress, or Service Dress uniforms, officers must wear all authorized ribbons and/or appropriate sized medals as annotated in an officer's electronic Official Personnel Folder (eOPF). When wearing service uniforms (i.e., Summer Whites or Service Khaki), an officer has the option to wear all authorized ribbons or the option to wear only the top 3 highest awards, as annotated in an officer's eOPF.
- 8-7. The sleeves of the ODU may be rolled up (accordion style, with only the cuff showing) or down. This is the same as the manner of wear by the Coast Guard and Navy. The rolled

sleeve width will be approximately 3 inches and centered on the mid-to-lower third of the upper arm. The rolled sleeves will not be below the elbow.

- 8-8. In Appendix A, the description of each uniform includes four subsections:
- a. Required Basic Uniform Components identifying each of the elements of the particular uniform that must be owned and worn as appropriate to make the uniform complete;
 - b. Prescribable Items are uniform items that may be directed or authorized for wear with the basic uniform. Officers may wear prescribable items with the basic uniform at the individual's discretion unless otherwise directed;
 - c. Optional Items are items that may be worn with the basic uniform, but are not required by the USPHS Commissioned Corps. Officers may wear optional items with the basic uniform at the individual's discretion unless otherwise directed; and
 - d. Occasions for Wear identifying the types of situations where a particular uniform may be appropriate. Note, however, that the LUA, not the officer, determines which uniform(s) is to be worn as the uniform of the day or for other circumstances.
- 8-9. Definitions:
- a. Conspicuous. Obvious to the eye, attracting attention, striking, bright in color. Officers should avoid being conspicuous and blend with (not stand out from) a professional appearance in uniform. What is conspicuous on one person may not be noticeable on another. If attention is naturally drawn to or distracted from the professional appearance, it is conspicuous.
 - b. Conservative. Not conspicuous or detracting from the professional appearance while in uniform. Officers should wear conservative items that blend with (not stand out from) a professional appearance in uniform.
 - c. Faddish. A style followed for a short period of time with exaggerated zeal. Styles are enduring; fads are generally short in duration and frequently are started by an individual or event in the civilian community. Fads are generally conspicuous and detract from a professional appearance.
 - d. Compliments Skin Tone. A conservative color is one that matches or reflects the wearer's natural skin tone. Colors that compliment skin tones are generally inconspicuous and do not detract from a professional appearance in uniform.
- 8-10. PHS Sword. The sword utilized by the USPHS Commissioned Corps is a sword in the general style of the U.S. Army Model 1860, Staff and Field Officers' Sword.
- a. Pommel, Grip-socket, Ferrules, and Guard. The pommel, grip-socket, ferrules, and guard must be die struck or cast bronze, evenly plated with 24K gold. All designs must be clearly defined and conform to the military specifications and illustrations shown in the Appendix C. Officers must polish all smooth surfaces to a bright finish and ensure that the pommel, grip-socket, ferrules, and guard are free from blow holes, cracks, fractures, oxidation, or other irregularities in the metal.
 - (1) Pommel. The pommel must be circular in shape, approximately 1-1/8" in diameter, with sixteen conical flutes radiating from its center.

- (2) Grip-socket. The grip-socket must be an inverted truncated cone: the obverse side ornamented by the USPHS Commissioned Corps device in high relief, positioned so that the staff of the caduceus is vertical; the reverse side bearing a five-pointed star, in high relief. Each ornament must be sized to be inscribed in a circle 3/4" in diameter.
 - (3) Ferrules. Ferrules must be continuous bands of metal 1/2" wide, decorated as illustrated in Appendix C.
 - (4) Counter guards. The obverse and reverse counter guards, as illustrated in Appendix D, must be kidney shaped, with the obverse larger at its long axis than the reverse. The obverse counter guard will be ornamented by the USPHS Commissioned Corps device between sprays of laurel. The reverse counter guard (either spring hinged or permanently fixed in the turned down position) will be ornamented by a trophy device.
- b. Grip. The grip must be made of bleached sharkskin, white pebble finish, or molded, therm-setting plastic. There will be a continuous gold-coated wire (or three continuous gold-coated wires) wound spirally on the surface of the grip to form 13 (plus or minus 1) evenly spaced bands. A wooden form, properly turned, may be used as the base of the grip.
- c. Blade. (See Appendix E.) The blade must be made from high carbon tool steel or stainless steel and must meet military standards. It must be straight, tapering, double-edged, diamond shape in cross section, with a base 5/8" to 11/16", length 29" to 32"; and etched decorations will include the USPHS Commissioned Corps device on each side. The obverse side will have a panel to contain the officer's name. The reverse side will have a panel to contain the inscription, "United States Public Health Service." The etching must begin 1-1/16" from the hilt and extend 15-9/16" from the hilt.
- d. Hilt Guard. A piece of white felt or leather 1/8" thick will be slotted to fit the hilt.
- e. Scabbard. The scabbard must be made of sheet steel 0.040" to 0.065" thick, rolled, formed, and welded; or of stainless steel tubing 0.040" to 0.065" thick. The scabbard must provide a proper fit for the sword.
- (1) Liner. Two pieces of balsa wood or sulfur-free fiberboard inside the scabbard must extend from the hilt to within 3" (plus or minus 1/2") of the toe of the scabbard.
 - (2) Cover. The scabbard must be covered with black calfskin, Morocco leather, or a suitable synthetic material. Leathers must be 2-1/2 ounces in thickness and must be full grained and smooth finished.
 - (3) Bands, Mounts, and Rings. Scabbards must have three bands: a top band or throat, a middle band, and a distal band or tip. They need to have two star mounts with rings and a shoe mount. Bands, mounts, and rings will be formed of cast bronze or formed in one piece by stamping and then evenly plating with 24K gold (see illustration, Appendix F). The bands will be held in place by one or more inconspicuous screws.
 - (a) Top Band. The top band must have a lip at the throat, a five-pointed star mounted on the obverse side between two attached free-turning rings with the center of the star 1-13/16" from the

distal end of the band and 2-7/16" from the proximal end. The band can be suitably engraved.

- (b) Middle Band. The middle band must have a five-pointed star mounted on the obverse side adjacent to one free-turning ring with the star's center 1-3/8" from either end of the band. The band can be suitably engraved.
- (c) Distal Band. The distal band or tip must have a shoe guard, or drag, mounted around its end and firmly brazed to the band, or the entire mount should be stamped as a single unit. The distal band can be suitably engraved.


- f. Sword Case. Each sword and scabbard will have a cotton flannelette case to fit the assembled sword and scabbard. The fabric must be vat-dyed silver or gray, weigh approximately 4.0 ounces per square yard, and be evenly napped on one side. The case must be made with a strip of cotton tape approximately 1/2" wide inserted at the seams and hem for closure and provide proper fit for the sword and scabbard.

8-11. Sword Wear and Accessories.

- a. Officers can wear the sword and accessories as part of the Full Dress (Blue or White) and Dinner Dress uniforms.
- b. Proper Wear.
 - (1) Officers can wear the sword belt is worn under the coat of Full Dress Blue or White uniforms with strap and hook passing through the opening provided on the left side of the coat. Belt straps are snapped to rings on the sword scabbard and the upper ring is hooked to the belt with sword hilt to the rear.
 - (2) When an officer wears an overcoat (bridge coat) with Full Dress Blue, the sword goes through the slit in the overcoat and the lower loop goes through the back vent in the coat and the sword attached - same as Full Dress Blue.
 - (3) A sword is not worn with the All-Weather Coat, Blue.
 - (4) When officers wear swords at a military funeral, they must also wear a mourning badge that is 3" wide and 20" long, knotted in the middle at the sword hilt. A mourning badge is made of black crepe material.
 - (5) The sword's handle faces aft (to the rear) when properly worn.
 - (6) A sword is not worn in a house of worship.
- c. Description.
 - (1) Sword Belt. The USPHS Commissioned Corps authorizes two sword belt styles:
 - (a) The traditional sword belt is made of plain black grain leather, or synthetic material presenting the same appearance, 1-3/4" wide,

with sling straps of the same material, $\frac{3}{4}$ " wide. The buckle and mounting are gold plated with the buckle 2" in diameter.

- (b) The new shoulder sword sling consists of white cotton webbing with sliding shoulder pad, an adjusting buckle, and a sword attaching ring. The sling is worn beneath the coat, over the right shoulder extending across the torso, or over left shoulder, with the ring attachment over the top of the left hipbone, at a point where the sword slit is located in the coat. The sling is worn so that the ring attachment protrudes through the sword slit of the coat, but the white webbing is not visible from the outside.
- (2) **Sword Knot.** This article consists of a loop of $\frac{1}{2}$ " gold lace, 24" long with slide and tassel. The Navy sword knot is the only authorized knot for the PHS sword. [Note: Past instructions for attaching the sword knot were based on the Navy sword which has a slot in the top of sword handle near the pommel through which to pass the knot lace]. The PHS sword does not have a slot in the handle, so the sword knot cannot be attached to the PHS sword in the same manner as the Navy sword. The following illustrations show a comparison between the handle of the PHS and Navy sword showing the slit in the handle of the Navy sword.



- (a) Preparing the Sword Knot for the PHS Sword. While holding the blade handle to the left, create a loop in the end of the lace with the loop going around the pommel of the hilt as illustrated below. When forming the initial loop of lace the suspended lengths should be somewhat disproportionate. (One end should be $\frac{1}{4}$ " - $\frac{1}{2}$ " longer than the other.)



- (b) After tightening the loop of lace around the pommel of the hilt adjust the lace slide to keep the loop tightly in place as illustrated below:



- (c) Take three or more additional turns of the lace around the handle starting the first turn from behind the handle. Upon completion, the lace should lie over the top of the handle and the knot should hang free as illustrated below:



9. HISTORICAL NOTES: This is the fifth issuance of this Instruction within the eCCIS and replaces CCI 421.01, "Uniforms for Male Officers," dated 15 December 2015.
- 9-1. CCI 421.01, "Uniform for Male Officers", dated 15 December 2015
 - 9-2. CCI 421.01, "Uniform for Male Officers", dated 29 April 2014.
 - 9-3. Commissioned Corps Personnel Manual (CCPM) CC26.3.4, "Uniform for Male Officers", dated 2 February 2010.
 - 9-4. CCPM CC26.3.4, "Uniform for Male Officers", dated 24 September 2008.
 - 9-5. Personnel Policy Memorandum (PPM) PPM06-005 "Uniforms – Updates and Clarifications", dated 14 July 2006.

Appendix A

Description and Correct Wear

Dinner Dress Uniforms

Dinner Dress Blue Jacket

1. REQUIRED BASIC UNIFORM COMPONENTS

All Authorized Miniature Medals
 Coat, Blue Dinner Dress Jacket
 Cuff Links, Gold
 Cummerbund, Gold
 Jacket, Blue Dinner Dress
 Necktie, Black Bow
 Shirt, White, Formal
 Shoes, Black Dress
 Socks, Black
 Studs, Gold
 Trousers, Blue Evening
 Undergarments

2. PRESCRIBABLE ITEMS

All-Weather Coat, Blue
 Gloves, White¹
 Overcoat, Blue
 PHS Sword and scabbard (O-4 and above)
 PHS Sword Belt, Black (O-4 and above)

3. OPTIONAL ITEMS

All-Weather Coat, Double Breasted, Black
 Badge(s), Identification/Skill (miniature)
 Cap, Combination, White (w/outer garment only)
 Scarf, white (w/outer garment only)
 Suspenders, White
 Umbrella, Black

4. OCCASIONS FOR WEAR

Official functions when male civilians normally wear black tie. This is a prescribable winter uniform for O-4s and above, optional for O-3s and below.

¹Officers may wear or carry white gloves with uniforms. Officers must remove gloves to shake hands.



Appendix A (continued)

Dinner Dress Uniforms (continued)

Dinner Dress White Jacket

1. REQUIRED BASIC UNIFORM COMPONENTS

All Authorized Miniature Medals
 Coat, White Dinner Dress Jacket
 Cuff links, Gold
 Cummerbund, Gold
 Necktie, Black Bow
 Shirt, White Formal
 Shoes, Black, Dress
 Shoulder Boards (Hard)
 Socks, Black
 Studs, Gold
 Trousers, Blue Evening
 Undergarments

2. PRESCRIBABLE ITEMS

All-Weather Coat, Blue
 Gloves, White¹
 Overcoat, Blue
 PHS Sword and scabbard (O-4 and above)
 PHS Sword Belt, Black (O-4 and above)

3. OPTIONAL ITEMS

All-Weather Coat, Double Breasted, Black
 Badge(s), Identification/Skill (miniature)
 Cap, Combination, White (w/outer garment only)
 Scarf, white (w/outer garment only)
 Suspenders, White
 Umbrella, Black

4. OCCASIONS FOR WEAR

Summertime official functions when civilians normally wear black tie. This is a prescribable summer uniform for O-4s and above, optional for O-3s and below.

¹ Officers may wear or carry white gloves (when required) with uniforms. Officers must remove gloves to shake hands.



Appendix A (continued)

Dinner Dress Uniforms (continued)

Dinner Dress Blue

1. REQUIRED BASIC UNIFORM COMPONENTS

All Authorized Miniature Medals
 Belt, Black
 Buckle, Gold
 Cap, Alternative Combination, White
 Coat, Blue Service Dress
 Command Insignia (if authorized)
 Large Insignia (including HHS badge)
 Necktie, Black Bow
 Shirt, White, Dress (with shoulder marks)
 Shoes, Black Dress
 Socks, Black
 Trousers, Blue Dress
 Undergarments

2. PRESCRIBABLE ITEMS


All-Weather Coat, Blue
 Gloves, White¹
 Overcoat, Blue

3. OPTIONAL ITEMS

All-Weather Coat, Double Breasted, Black
 Badge(s), Identification/Skill
 Cuff Links, Gold
 Scarf, White (w/outer garment only)
 Shirt, White Formal
 Studs, Gold
 Suspenders, White
 Umbrella, Black

4. OCCASIONS FOR WEAR

Official functions when male civilians normally wear black tie. This is a prescribable winter uniform.



¹ Officers may wear or carry white gloves (when required) with uniforms. Officers must remove gloves to shake hands.

Appendix A (continued)

Dinner Dress Uniforms (continued)

Dinner Dress White

1. REQUIRED BASIC UNIFORM COMPONENTS

All Authorized Miniature Medals
Belt, White
Buckle, Gold
Cap, Alternative Combination, White
Coat, Service Dress, White
Command Insignia (if authorized)
Large Insignia (including HHS badge)
Shoes, Dress, White
Shoulder Boards (Hard)
Socks, White
Trousers, White
Undergarments

2. PRESCRIBABLE ITEMS

All-Weather Coat, Blue
Gloves, White¹

3. OPTIONAL ITEMS

All-Weather Coat, Double Breasted, Black
Badge(s), Identification/Skill
Scarf, White (w/outer garment only)
Umbrella, Black

4. OCCASIONS FOR WEAR

Summer wear to official functions when male civilians normally wear black tie. This is a prescribable summer uniform.



¹ Officers may wear or carry white gloves (when required) with uniforms. Officers must remove gloves to shake hands.

Appendix A (continued)

Ceremonial Uniforms

Full Dress Blue

1. REQUIRED BASIC UNIFORM COMPONENTS

All Authorized Large Medals/Ribbons
 Belt, Black
 Buckle, Gold
 Cap, Alternative Combination, White
 Coat, Service Dress, Blue
 Command Insignia (if authorized)
 Gloves, White¹
 Large Insignia (including HHS badge)
 Necktie, Black, Four-In-Hand
 Shirt, White, Dress (with shoulder marks)
 Shoes, Dress, Black
 Socks, Black
 Tie Clasp/Tack
 Trousers, Blue, Dress
 Undergarments

2. PRESCRIBABLE ITEMS

All-Weather Coat, Blue
 Overcoat, Blue
 PHS Sword and scabbard (O-4 and above)
 PHS Sword Belt, Black (O-4 and above)
 PHS Ceremonial Buckle, Gold (O-4 and above)

3. OPTIONAL ITEMS

All-Weather Coat, Double Breasted, Black
 Badge(s), Identification/Skill
 Cuff Links
 Scarf, white (w/outer garment only)
 Umbrella, Black

4. OCCASIONS FOR WEAR

Assuming or relinquishing command, or participating in the ceremony; occasions of state, ceremonies, and solemnities. The USPHS Commissioned Corps only authorizes the PHS Sword Belt and Ceremonial Buckle for where when an officer wears a sword.



¹ Officers may wear or carry white gloves (when required) with uniforms. Officers must remove gloves to shake hands.

Appendix A (continued)

Ceremonial Uniforms (continued)

Full Dress White

1. REQUIRED BASIC UNIFORM COMPONENTS

All Authorized Large Medals/Ribbons
 Belt, White
 Buckle, Gold
 Cap, Alternative Combination, White
 Coat, Service Dress, White
 Command Insignia (if authorized)
 Gloves, White¹
 Large Insignia (including HHS badge)
 Shoes, Dress, White
 Shoulder Boards (Hard)
 Socks, White
 Trousers, White
 Undergarments

2. PRESCRIBABLE ITEMS

All-Weather Coat, Blue
 PHS Sword and scabbard (O-4 and above)
 PHS Sword Belt, Black (O-4 and above)
 PHS Ceremonial Buckle, Gold (O-4 and above)

3. OPTIONAL ITEMS

All-Weather Coat, Double Breasted, Black
 Badge(s), Identification/Skill
 Scarf, White (w/outer garment only)
 Umbrella, Black

4. OCCASIONS FOR WEAR

Assuming or relinquishing command, or participating in the ceremony; occasions of state, ceremonies, and solemnities. The USPHS Commissioned Corps only authorizes the wear of the PHS Sword Belt and Ceremonial Buckle when the officer wears a sword.

¹ Officers may wear or carry white gloves (when required) with uniforms. Officers must remove gloves to shake hands.



Appendix A (continued)

General Purpose Service Uniforms

Service Dress Blue

1. REQUIRED BASIC UNIFORM COMPONENTS

All Authorized Ribbons
 Belt, Black
 Buckle, Gold
 Cap, Alternative Combination, White
 Coat, Service Dress, Blue
 Command Insignia (if authorized)
 Large insignia (including HHS badge)
 Necktie, Black, Four-In-Hand
 PHS Name Tag
 Shirt, White, Dress (with shoulder marks)
 Shoes, Dress, Black
 Socks, Black
 Tie Clasp/Tack
 Trousers, Blue, Dress
 Undergarments

2. PRESCRIBABLE ITEMS

All-Weather Coat, Blue
 Gloves, Black/White¹
 Overcoat, Blue

3. OPTIONAL ITEMS

All-Weather Coat, Double Breasted, Black
 Badge(s), Identification/Skill
 Cap, Garrison, Black (w/o SDB Coat, only with
 Sweater or Windbreaker)
 Cardigan, Army, Black (indoor only w/o SDB coat)
 Cuff Links
 Earmuffs (w/outer garment only)
 Gloves, Black (w/ outer garment only)
 Jacket, Black, Windbreaker (w/o SDB coat)
 Parka, Foul Weather, Type II
 Reefer
 Scarf, White (w/outer garment only)
 Sweater, Black, Navy (w/o SDB Coat)
 Umbrella, Black

4. OCCASIONS FOR WEAR

Year-round wear at all official functions or situations where formal dress, dinner dress, or full dress uniforms are not prescribed and male civilian equivalent dress is coat and tie. Officers must not wear the Reefer, All-Weather Coat and/or the Overcoat (Bridge Coat) with only the white dress shirt. The Army cardigan must not be worn outdoors. When outdoors, the officer must wear the SDB coat, Black Navy Sweater or Windbreaker jacket. The black garrison cap (BGC) must not be worn with the SDB Coat. Officers may only wear the BGC when wearing the Black Navy Sweater or Windbreaker Jacket outdoors.



Appendix A (continued)

NOTE: For purposes of uniformity, Department of Health and Human Services Operating Division (OPDIV) and Staff Division (STAFFDIV) Heads may prescribe that the officers under their jurisdiction wear the SDB uniform for ceremonial occasions, or for other appropriate circumstances on a specific day and for a specific reason. However, OPDIV/STAFFDIV Heads are not authorized to issue general or blanket directives concerning other uniforms.

¹ Officers may wear or carry white gloves (when required) with uniforms. Officers must remove gloves are to shake hands. Black gloves are only worn with an outer garment.

Appendix A (continued)

General Purpose Service Uniforms (continued)

Service Dress White

1. REQUIRED BASIC UNIFORM COMPONENTS

All Authorized Ribbons
 Belt, White
 Buckle, Gold
 Cap, Alternative Combination, White
 Coat, Service Dress, White
 Command Insignia (if authorized)
 Large insignia (including HHS badge)
 PHS Name Tag
 Shoes, Dress, White
 Shoulder Boards (Hard)
 Socks, White
 Trousers, White
 Undergarments

2. PRESCRIBABLE ITEMS

All-Weather Coat, Blue
 Gloves, White¹

3. OPTIONAL ITEMS

All-Weather Coat, Double Breasted, Black
 Badge(s), Identification/Skill
 Earmuffs (w/ outer garment only)
 Parka, Foul Weather, Type II
 Scarf, White (w/outer garment only)
 Umbrella, Black

4. OCCASIONS FOR WEAR

Summer wear at official functions where dinner dress, or full dress uniforms are not prescribed and the civilian equivalent is coat and tie.



¹Officers may wear or carry white gloves (when required) with uniforms. Officers must remove gloves to shake hands.

Appendix A (continued)

General Purpose Service Uniforms (continued)

Summer White

1. REQUIRED BASIC UNIFORM COMPONENTS

Belt, White
 Buckle, Gold
 Cap, Alternative Combination, White
 Command Insignia (if authorized)
 Miniature insignia (if authorized)
 PHS Name Tag
 Ribbons (Full ribbon rack or Top 3)
 Shirt, Summer, White
 Shoes, Dress, White
 Shoulder Boards (Hard)
 Socks, White
 Trousers, White
 Undergarments

2. PRESCRIBABLE ITEMS

All-Weather Coat, Blue
 Cap, Ball, Command (as determined by LUA)

3. OPTIONAL ITEMS

All-Weather Coat, Double Breasted, Black
 Badge(s), Identification/Skill
 Cardigan, Army, Black (indoor only)
 Ear Muffs (w/ outer garment only)
 Jacket, Black, Windbreaker
 Park, Foul Weather, Type II
 Reefer
 Scarf, White (w/outer garment only)
 Sweater, Black, Navy
 Umbrella, Black
 Watch Cap (w/ outer garment only)

4. OCCASIONS FOR WEAR

Worn in the summer for normal office work.



Appendix A (continued)

General Purpose Service Uniforms (continued)

Service Khaki

1. REQUIRED BASIC UNIFORM COMPONENTS

Belt, Khaki
 Buckle, Gold
 Cap, Alternative Combination, Khaki
 Collar Insignia
 Command Insignia (if authorized)
 Miniature insignia (if authorized)
 PHS Name Tag
 Ribbons (Full ribbon rack or Top 3)
 Shirt, Service, Khaki
 Shoes, Dress, Black
 Socks, Black
 Trousers, Service, Khaki
 Undergarments

2. PRESCRIBABLE ITEMS

All-Weather Coat, Blue
 Cap, Ball, Command (as determined by LUA)
 Cap, Garrison, Khaki
 Overcoat, Blue

3. OPTIONAL ITEMS

All-Weather Coat, Double Breasted, Black
 Badge(s), Identification/Skill
 Cardigan, Army, Black (indoor only)
 Earmuffs (w/ outer garment only)
 Gloves, Black (w/ outer garment only)
 Jacket, Black, Windbreaker
 Parka, Foul Weather, Type II
 Reefer
 Scarf, White (w/outer garment only)
 Shoes, Brown (worn w/Khaki socks only)
 Shoes, Safety, Black (as determined by LUA)
 Socks, Khaki (worn w/Brown Shoes only)
 Sweater, Black, Navy
 Umbrella, Black
 Watch Cap (w/ outer garment only)

4. OCCASIONS FOR WEAR

Worn in summer/winter for normal office work.



Appendix A (continued)

Working Uniform

Coveralls

1. REQUIRED BASIC UNIFORM COMPONENTS

Belt, Khaki
 Buckle, Gold
 Cap, Garrison, Khaki
 Collar insignia
 Coveralls, Blue
 Name/USPHS tapes
 OIC Insignia (if authorized)
 Shoes, Safety, Black
 Socks, Black
 Undergarments

2. PRESCRIBABLE ITEMS

All-Weather Coat, Blue
 Overcoat, Blue
 Shoes, Dress, Black

3. OPTIONAL ITEMS

All-Weather Coat, Double Breasted, Black
 Boots, Combat
 Cap, Ball, Command, Blue
 Cardigan, Army, Black (indoor only)
 Earmuffs (w/ outer garment only)
 Gloves, Black (w/ outer garment only)
 Jacket, Black, Windbreaker
 Parka, Foul Weather, Type II
 Reefer
 Shoes, Dress, Brown (worn w/ Khaki socks only)
 Socks, Khaki (worn w/Brown Shoes only)
 Sweater, Black, Navy
 Watch Cap (w/ outer garment only)

4. OCCASIONS FOR WEAR

Worn when other uniforms would be unsafe or become unduly soiled. Officers may only wear coveralls inside a correctional or detention prison, camp, institution, or medical facility behind the Sally-port, when serving jointly aboard a naval vessel or when otherwise authorized by the SG or his/her designee. Officers may wear coveralls when traveling directly to or from the facility or ship, but not otherwise in public (i.e., shopping, conducting non-duty related business). The USPHS Commissioned Corps does not authorize coveralls for wear other than detailed in this paragraph. Under no circumstance may officers wear them in either an official or unofficial capacity outside of the confines of a military installation, correctional or detention facility, naval vessel, or other location specified by the SG or his/her designee.



Appendix A (continued)

Working Uniform (continued)

Operational Dress Uniform (Untucked)
Phase Out 1 February 2023

1. REQUIRED BASIC UNIFORM COMPONENTS

- Belt, Basic Riggers
- Boots, Combat
- Cap, Ball, Command, Blue
- Command Insignia (if authorized)
- Embroidered Full Color PHS Collar insignia
- Embroidered Full Color Rank Insignia
- Embroidered Gold Name/USPHS tapes
- ODU Shirt, Blue
- ODU Trousers, Blue
- OIC Insignia (if authorized)
- PHS T-shirt, Blue
- Socks, Black
- Undergarments

2. PRESCRIBABLE ITEMS

- Boots, Safety, Black
- Hat, Sun (Boonie), Blue
- Parka, Foul Weather, Type II
- Trousers, Foul Weather, Type II

3. OPTIONAL ITEMS

- Belt, Black with subdued buckle
- Earmuffs (w/ outer garment only)
- Embroidered Skill Badge Patch (ODU background and proper color stitch)
- Gloves, Black (w/ outer garment only)
- Liner, Polar Fleece, Blue
- Liner, Polar Fleece, Blue (Enhanced)
- Officer in charge (OIC), Metal, Miniature Badge
- ODU Utility Jacket
- PHS Unit Patch
- Watch Cap (w/ outer garment only)

4. OCCASIONS FOR WEAR

Appropriate for when other uniforms would be unsafe or become unduly soiled.



Appendix A (continued)

Description and Correct Wear of Male
Officer Uniform Components

NOTE: The item references that follow are alphabetical for the preceding illustrations.



BELT, SWORD, PHS

- a. Description: The USPHS Commissioned Corps has authorized two sword belt types. The traditional sword belt is made of plain black grain leather, or synthetic material presenting the same appearance, 1-3/4 inch wide, with sling straps of the same material, 3/4 inch wide. The new shoulder sword sling consists of white cotton webbing with sliding shoulder pad, an adjusting buckle, and a sword attaching ring. The sling is worn beneath the coat, over the right shoulder extending across the torso, or over left shoulder, with the ring attachment over the top of the left hipbone, at a point where the sword slit is located in the coat. The sling is worn so that the ring attachment protrudes through the sword slit of the coat, but the white webbing is not visible from the outside.
- b. Correct Wear: Wear the sword belt under the coat. The short belt strap and lock swivels are passed through the coat opening on the left side and the longer strap hangs free. Hold the sword with the right hand and attach the back swivels to the scabbard rings. Twist the sword one half turn in a clockwise direction and suspend on the sword hook with the uppermost scabbard ring. The sword's handle faces aft when properly worn. When an officer wears an overcoat with Full Dress Blue, the sword goes through the slit in the bridge coat and the lower loop goes through the back vent in the coat and the sword attached – same as Full Dress Blue. A sword is not worn with the All-Weather Coat.



BELT, RIGGERS, BASIC

- a. Description: Belt is a 1 3/4" black nylon belt
- b. Correct Wear: The tip end must extend 2-4 inches past the belt buckle on the wearer's left. The basic rigger's belt comes in one length and needs to be cut to size. Officers should singe the end to avoid unraveling.

Appendix A (continued)



BELT, WITH ANODIZED CLIP

- a. Description: Plain cloth or webbing of the same color and material as the uniform, 1 1/4 inch wide for men, and fitted with a gold anodized clip. Officers may wear a cotton or nylon web belt with all uniforms. If a cloth belt is worn, the fabric must match the uniform.
- b. Correct Wear: Wear the belt through all loops with the clip end to the left of the buckle prior to inserting the clip end into the buckle. Men wear belt with clip to the LEFT of the buckle.



BELT, WITH SUBDUED BUCKLE

- a. Description: 1 1/4 inch wide web or woven elastic web belt of black color with a black clip.
- b. Correct Wear: Wear the belt through all loops with the clip end to the left of the buckle prior to inserting the clip end into the buckle. Men wear belt with clip to the LEFT of the buckle.



BOOTS, COMBAT.

- a. Description: Black leather boot or brushless black, with a plain or capped toe, the uppers 8-10 inches in height, and a black vulcanized rubber outer sole. Boots may be made of leather, leather and fabric (only black fabric is authorized, commonly called "jungle boots") or black brushless suede. Boots with patent leather finish are not authorized. Inner steel toes and zipper closures are authorized as optional. The overall design and construction of the boots must make them durable, functional and suitable for field wear. Black boot laces are required. Spider lacing or other non-standard lacing designs are not authorized.
- b. Correct Wear: Lace from inside out through all eyelets and tie. Keep clean, polished, and in good repair. Spit shine is not required.

Appendix A (continued)



BOOTS, SAFETY, BLACK

- a. Description: Leather boots, in lace style, plain toe with no decoration. Must have a hard box or safety toe and be water resistant. Outsoles are constructed from heat and flame resistant nitrile rubber. Chukka (non-lace) shoes are not authorized.
- b. Correct Wear: Lace from inside out through all eyelets and tie. Keep clean, well blackened and in good repair.



BUCKLE

- a. Description: An officer has the option of a plain anodized Navy-style buckle, a gold, anodized buckle, which is the same size as the plain Navy-style buckle, decorated with the PHS miniature cover device insignia, or the ship buckle of a previous sea command/squadron (as optional wear). The USPHS Commissioned Corps does not authorize silver buckles.
- b. Correct Wear: Wear the buckle so that the belt clip end touches the left side of the buckle so that no belt material shows between the clip end and the underlining buckle. Align the right side of the buckle with opening of the shirt and opening of the fly, forming a straight line. Officers may not wear a decorated buckle when a buckle is required with a ceremonial or formal uniform and for participation in formations and inspections.



BUCKLE, CEREMONIAL, PHS

- a. Description: The buckle and mounting are gold plated with the buckle 2 inches in diameter.
- b. Correct wear: Centered on the wearer on the PHS Sword Belt.

Appendix A (continued)



CAP, BALL, COMMAND, BLUE

- a. Description: The command ball cap is a conventional baseball cap style made of 100 percent polyester, polyester/cotton, or a polyester/wool blend of the USCG specified color and weight "U.S. PUBLIC HEALTH SERVICE" must be embroidered using ½-inch-high letters in an arch across the top of the front panel. Centered under "U.S. PUBLIC HEALTH SERVICE" is the small, bright direct embroidered rank insignia. All lettering must be in upper case Arial (or equivalent) print. Visor ornamentation (in the style described for the combination cap visor in [CCI 431.01](#), "Insignia and Devices") is authorized for O-5 rank and above.
- c. Correct Wear: Wear squarely on the head, with the bottom edge parallel to the ground and approximately 1½ inches above the eyebrows. When an officer wears the O-6 rank device insignia, the eagle will look to the wearer's right.

CAP ALTERNATIVE COMBINATION, WHITE, KHAKI



- a. Description: A military cap with black visor, rigid standing front, flaring circular rim and black cap band worn with detachable khaki or white cap cover. When wearing the all-weather coat, officers may wear the clear plastic combination cap rain cover. The Alternative Combination Cover is similar to the standard Combination Cover except the crown of the cover is not as wide. For visor ornamentation and cap device insignia, see [CCI 431.01](#), "Insignia and Devices."
- b. Correct Wear: Officers must wear the cap squarely on the head, with the bottom edge parallel to the ground and approximately 1½ inches above the eyebrows. Officers must wear the cap so hair does not show on the forehead. The USPHS Commissioned Corps has authorized the cap for wear with the Dinner Dress Blue Jacket, or Dinner Dress White Jacket uniforms only when the outer garment is worn.



CAP, GARRISON, BLACK or KHAKI

- a. Description: Made of material matching the uniform with which it is worn. The black garrison cap is only for wear with the SDB without the SDB coat and with the Black Navy Sweater

Appendix A (continued)

or Windbreaker Jacket. There is no gold piping on either cover. For cap insignia placement see [CCI 431.01](#), "Insignia and Devices."

- b. Correct Wear: Wear the cap squarely on the head, with fore and aft crease centered vertically between the eyebrows. The lowest point of the cap is approximately 1 inch above the eyebrows. Hair is not visible below the front of the cover. The material of the cap must match the material of the uniform. When stowed on the hip, the garrison cap will be placed under the belt in front of the belt loop on either side pant pocket. If the officer wears the cap on the right side, the miniature rank device will be visible. If the officer wears the cap on the left side, the miniature cap device will be visible.



CAP, KNIT (WATCH), BLACK

- a. Description: Made of plain non-decorated or design as utilized by the U.S. Navy, closely knitted, bell shaped, pullover style, 11 to 12 inches long, 8-1/4 inches wide at bottom, with 5/8 inch border.
- b. Correct wear: The watch cap will be double folded approximately 2-1/2 inches - 3 inches, and worn diagonally from the base of the back of the head, across the ears and on the forehead. The USPHS Commissioned Corps does not authorize the wearing of rank insignia, commercial designs, or logos to be worn on the watch cap. The watch cap is worn only with an outer garment in foul weather.

CARDIGAN, ARMY, BLACK

- a. Description: Black Army cardigan sweater, in light (acrylic) weave, with fabric epaulets, shoulder and elbow patches. The USPHS Commissioned Corps does not authorize the wearing of metal badges, black leather name patches, or plastic name tags with this sweater.
- b. Correct Wear: The USPHS Commissioned Corps authorizes this sweater for daily wear and for attending working level meetings/briefings, but not for wear outdoors. Officers must wear soft shoulder marks on the epaulets and button all buttons. Officers will wear the shirt collar inside the sweater when wearing a tie and outside the sweater when not wearing a tie. The USPHS Commissioned Corps does not authorize sleeves to be rolled or pushed up beyond the wrist area.

Appendix A (continued)


COAT, BLACK, DOUBLE BREASTED, ALL-WEATHER

- a. Description: A black, double breasted, polyester/cotton (65/35 blend) material with seven button closures, a belt, convertible collar that buttons at the neck, gun flap, shoulder loops, adjustable sleeve straps, welt pockets with two inside hanging pockets, and zip-out liner. The back of the coat has a yoke and center vent. The coat is one-quarter lined with basic material and the sleeve lining is nylon taffeta.
- b. Correct Wear: Authorized as an option item with all uniforms except the ODU. Officers may wear the coat with or without the liner. The coat must be buttoned and belted, except at the neck closure, which may be closed during inclement weather. Officers must wear full size bright metal rank insignia on each epaulet, centered from side to side from the bottom edge of the device to $\frac{3}{4}$ " from the edge of the epaulet.



COAT, BLUE, ALL-WEATHER

- a. Description: A black, single-breasted, belt-less, water repellant coat made of 65/35 percent poly/cotton poplin fabric. The coat has epaulets, tabs on the cuff, and a zip-out lining. The men's coat buttons to the right.
- b. Correct Wear: Button all buttons except the collar button. Collar button may be buttoned in inclement weather. Officers who wear the All-Weather Coat may wear a clear plastic combination cap rain cover. Officers must wear full-size bright rank insignia on epaulets.



COAT, BLUE, SERVICE DRESS

- a. Description: A double-breasted coat made of navy blue, authorized material, with three outside pockets, one on each hip and one on left breast, and a sword slit over the left hip. There are three 35-line PHS gilt buttons down each forefront. Only the buttons on the right front actually button. Gold sleeve stripes and PHS sleeve insignia (with anchor pointing forward) are on each sleeve.

Appendix A (continued)

- b. Correct Wear: Button all buttons. Officers may remove Service Dress Blue coats in immediate office space only.



COAT, WHITE, SERVICE DRESS

- a. Description: A single-breasted, standing collar coat made of authorized plain white, lightweight fabric, two breast patch pockets with pointed button-down flaps fastened by 22 ½-line PHS gilt buttons, and five detachable 35-line PHS gilt buttons on right front and form-fitting. The officer's coat has a sword slit over the left hip and loops for hard shoulder boards.
- b. Correct Wear: Button all buttons and fasten the collar.



COVERALLS - NAVY

- a. Description: Made of Navy blue poly/cotton fabric with zippered front, buttoned long sleeves, belt loops, and two side pockets and two back pockets.
- b. Correct Wear: Close front zipper all the way, button sleeves and wear a khaki belt through all loops. Coveralls should hang approximately 2 inches from the floor at the back of the shoe. Coveralls should be tailored to include a 2 inch hem to provide material for adjustments. Embroidered tapes (i.e., Name (gold thread), USPHS (gold thread), breast/skill badge(s) if authorized, and rank and USPHS Commissioned Corps device insignia) are required. Officers may wear present command crest/logo patch, centered on right breast pocket. The USPHS Commissioned Corps does not authorize embroidery directly to the coverall material. Sleeves may be rolled up at the option of LUA. When authorized, officers will roll up sleeves with the inside out, forming a roll approximately 3 inches wide, and terminating at a point approximately 2 inches above the elbow. Men wear the khaki belt with gold tip to the LEFT of the buckle. The buckle is centered on the zipper flap. When an officer is authorized to wear a decorated buckle, which is larger than the standard PHS buckles, he/she will wear it centered with the clip end concealed. A khaki garrison cap or command ball cap may be worn. Officers are only to wear coveralls inside a correctional or detention prison, camp, institution, or medical facility behind the Sallyport, when serving jointly aboard a naval vessel, when traveling directly to or from a listed facility, or when otherwise authorized by the SG or his/her designee. Officers must not wear coveralls in public (i.e., shopping, conducting non-duty related business).

Appendix A (continued)



COVERALLS, IMPROVED FLAME RESISTANT VARIANT (IFRV).

- a. Description: The IFRV coveralls are constructed using a tri-fiber blend flame resistant fabric, making them an appropriate substitute for damage control and electrical engineering coveralls. The IFRV will be issued as organizational clothing and are not intended for use ashore..
- b. Correct Wear. The manner of wear will be the same as for the Navy Coveralls with exceptions as follows. The NUA or LUA has the discretion to authorize the wear of the embossed leather name tag or develop a fabric embroidered unit specific name tag similar to those worn on green Nomex flight jackets. Nametags must be Velcro backed and be worn 1/4" centered above the left breast pocket. Nametags will be similar in size, shape and content to the V-neck sweater name tag. Units can procure nametags for use on the IFRV. Rank tabs and insignia may be sewn or pinned on based on wearer's duties and unit preference. The IFRV coverall will be worn with a khaki cotton web belt. Riggers belts are authorized at NUA or LUA discretion. The USPHS Commissioned Corps authorizes blue command ball caps for wear with the IFRV. It also authorizes a blue undershirt. Footwear remains in accordance with Navy Coverall guidance. Wear of organizational or issued outer wear is authorized at NUA or LUA discretion. Officers must not attach patches to the IFRV as these potentially degrade the coverall's fire retardant properties.

Occasion for wear. The IFRV coverall normally is limited to an underway uniform (i.e. from stationing and securing the sea and anchor detail/maneuvering watch when leaving and entering port respectively). The NUA or LUA can authorize the wear of IFRV coveralls ashore or in-port when officers are expected to operate in environments that place an excessive amount of wear on working uniforms or expose officers to conditions necessitating flame resistance/arc-flash protection. This policy does not alleviate the duty station's or command's responsibility to procure coveralls for work in areas that are likely to permanently soil or prematurely destroy the uniform. The USPHS Commissioned Corps has approved the IFRV for all general shipboard uses.

CUFF LINKS



- a. Description: The cuff link may be link or stud type and have either a plain gold conservative design or the gold USPHS Commissioned Corps device insignia decoration.
- b. Correct Wear: Wear with the face of the cuff link directed outboard from the wearer.

Appendix A (continued)



CUMMERBUND

- a. Description: An adjustable plain gold pleated cummerbund that fastens at the back. Authorized with Dinner Dress uniforms.
- b. Correct Wear: Wear with pleats up, around the waist overlapping the trouser top at least 1 inch.



EARMUFFS

- a. Description: Plain, black cloth earmuffs with black elastic retainer.
- b. Correct Wear: Worn over both ears with the elastic band extended across the back of the head underneath the cap/cover.



GLOVES, BLACK OR WHITE

- a. Description: Made of plain black smooth leather or smooth synthetic leather, with plain stitching the same color as the basic glove material, either lined or unlined. White gloves are made of authorized material.
- b. Correct Wear: Black gloves may only be worn when an outer garment is worn. Black gloves are worn and never carried. White gloves may (when required) be worn or carried with uniforms. Officers must remove gloves to shake hands, right hand first.



HAT, SUN, BLUE (Boonie)

- a. Description: ODU blue cover with flexible brim.
- b. Correct wear: Full size bright metal rank insignia centered on front panel of hat. May be worn at discretion of OIC or LUA when part of a work detail or in a deployment situation. When an officer wears the O-6 rank insignia, the eagle will look to the wearer's right.

Appendix A (continued)



JACKET, BLUE DINNER DRESS

- a. Description: A mess jacket of navy blue authorized material, with semi-peaked, narrow lapels and the back tapered to a point. There are three 35-line PHS gilt buttons down each front. A linked button front closure held in position by two 28-line PHS gilt buttons with a link chain closure approximately 3/4 inch long, each front facing. Gold sleeve stripes and PHS sleeve insignia (with anchor pointing forward) are on each sleeve.
- b. Correct Wear: Wear with gold chain closure fastened.



JACKET, ODU UTILITY

- a. Description: Made of Polartec® Power Shield® material, it zips in and out of parka. It must have the same material, color, and military specifications as the parka as determined by the USCG.
- b. Correct Wear: May be worn with the parka or as a standalone outer garment. When worn alone, all zippers will be zipped. Sleeves must reach about 3/4 of distance from the wrist to the knuckles when arms hang naturally at side. The main zipper must be at least 3/4 of the way closed and officers must never wear the jacket must open/unzipped. It may only be worn with ODUs. The officer must wear any slide-on embroidered rank insignia or bright full-sized metal rank insignia centered on the front tab. When an officer wears the O-6 rank insignia, the eagle will look to the wearer's right.



JACKET, WHITE DINNER DRESS

- a. Description: A mess jacket of plain white, lightweight, authorized material with semi-peaked, narrow lapels loops for hard shoulder boards, and the back tapered to a point. It

Appendix A (continued)

has two 35-line PHS gilt buttons on each side of the front. It is held together in front by connecting two 28-line PHS gilt buttons with a link approximately 3/4 inch long.

- b. Correct Wear: Wear held together by gold link.



JACKET, WINDBREAKER, BLACK, RELAX FIT

- a. Description:

- (1) A black jacket, 55/45 percent poly/wool with a stand-up knit collar and knit cuffs and bottom edge. Jacket is single-breasted with a zipper front closer, two inverted slant pockets, and shoulder epaulets for full size pin-on shiny rank insignia.

NOTE: The USPHS Commissioned Corps does not authorize the black cotton/poplin windbreaker without knit cuffs and bottom.

- b. Correct Wear: Wear rank insignia on shoulder straps. Close the zipper at least three quarters of the way. May be worn with a liner. The USPHS Commissioned Corps does not authorize patches and nametags for wear on jackets.



LINER, BLUE, POLAR FLEECE

- a. Description: Made of Polartec® fleece material, the liner zips in and out of the parka and also features a full zip-through collar and two zip-front welt pockets. Waist drawstrings have barrel locks. It must be of the same material, color, and military specifications as determined by the USCG.
- b. Correct Wear: May be worn with the parka or as a standalone outer garment. When worn alone, all zippers will be zipped. Sleeves must reach about 3/4 of distance from the wrist to the knuckles when arms hang naturally at side. The main zipper must be at least ¾ of the way closed, and officers must not wear the liner open/unzipped. May only be worn with ODU/CGUs.

Appendix A (continued)



LINER, BLUE, POLAR FLEECE (ENHANCED)

- a. Description: Made of Polartec® fleece material, this liner zips in and out of the parka and also features a full zip-through collar and no side pockets. Waist drawstrings have barrel locks. It must have the material, color, and military specifications as determined by the USCG.
- b. Correct Wear: Officers can wear the liner with the parka or as a standalone outer garment. Sleeves must reach about 3/4 of distance from the wrist to the knuckles when arms hang naturally at side. The main zipper must be at least ¾ of the way closed, and officers must not wear the liner open/unzipped. Officers must wear slide on embroidered rank insignia or bright full-sized metal rank insignia centered on the front tab. Officers may only wear the liner with ODU/CGUs.



NECKTIE, BLACK BOW

- a. Description: Must be a plain style with square ends between 2 inches and 2-3/4 inches in vertical width. This can be clip-on, Velcro®, or hand-tied.
- b. Correct Wear: Bow should cover the top shirt button.



NECKTIE, BLACK, FOUR-IN-HAND

- a. Description: Made of authorized material measuring no more than 3-1/4 inches wide. This can be clip-on, Velcro®, or hand-tied.
- b. Correct Wear: Officers should wear knotted with a four-in-hand, half-Windsor, or Windsor knot. Always wear the top half of the knot parallel to and slightly above the top of the shirt, hiding the shirt button. Wear so that the bottom of the tie is above and within 1 inch of the top of the belt buckle. The tie does not cover the belt buckle. The USPHS Commissioned Corps requires appropriate tie tack or clasp.

Appendix A (continued)



OVERCOAT, BLUE (BRIDGE COAT)

- a. Description: A double-breasted coat made of blue woolen fabric. May be water-repellent and fitted with removable sleeveless liner. Extends 1/3 the distance from the kneecap to the ground, shaped at waist and held by a two section half-belt at back. The end of the belt overlaps and fastens with two 40-line gilt PHS buttons. It has a sword slit over the left hip, a vertical slash side pocket on each front, and a single row of five 40-line PHS gilt buttons down each forefront. The collar is made so that the coat may be buttoned to neck. There are two loops on each shoulder for hard shoulder boards.
- b. Correct Wear: Button all buttons except the collar button. Officers may button the collar button in inclement weather.



PARKA, FOUL WEATHER, TYPE II

- a. Description: Made of 100% nylon with a GORE-TEX® membrane. Waterproof, windproof, and breathable GORE-TEX® fabric makes this garment contamination-resistant. Features two external cargo pockets, two hand warmer pockets, a storable hood, hidden map pocket, and elastic and Velcro® wrist closures
- b. Correct Wear: Officers must wear slide on embroidered rank insignia or bright full sized metal rank insignia centered on the front tab. When an officer wears the O-6 rank insignia, the eagle will look to the wearer's right. All zippers and/or fasteners must s be closed. Officers must stow foul weather hoods when not in use. The main zipper must be zipped at least ¾ closed. Sleeves are to reach about 3/4 of distance from the wrist to the knuckles when arms hang naturally at side. Officers must not wear the parka unzipped/open. May be worn with ODU/CGUs, Service Dress or Service Uniforms.

Appendix A (continued)



REEFER

- a. Description: A double-breasted, hip length coat made from dark blue authorized fabric with a convertible collar, a set-in pocket in each forefront, and a single row of three 35-line or 40-line PHS buttons on the right fore part, and three PHS buttons on the left to button right side. Two loops on each shoulder hold hard shoulder boards.
- b. Correct Wear: Button all buttons, except collar button. Officers may button the collar button in inclement weather. Sleeves are to reach about 3/4 of distance from the wrist to the knuckles when arms hang naturally at side. Wear hard shoulder boards.



SCARF, WHITE

- a. Description: Made of knitted or woven silk, rayon, or synthetic material; of plain design.
- b. Correct Wear: May be worn under reefers, all-weather coats, windbreaker, overcoats, or jackets.



SHIRT, KHAKE, SHORT SLEEVES

- a. Description: Made of authorized fabric, Certified Navy Twill (CNT) or polyester/wool with short sleeves, with two breast pockets with button flaps, and an open collar forming a V-neck. The garrison cap, shirt, belt and trousers material must match.
- b. Correct Wear: Button all buttons. Wear with collar devices. When worn, it is tucked into service trousers/slacks.

SHIRT, BLUE, ODU

- a. Description: Made of authorized material as specified by the USCG. . The ODU untucked shirt has a concealed button front closure, two breast pockets with flaps with the left breast pocket having a concealed pencil pocket opening. The shirt has long sleeves with reinforced extended elbow patches and adjustable cuffs at wrist with three buttons in the

Appendix A (continued)

sleeve hem wrist closure adjustment. Untucked ODU shirt does not have bottom pockets on the front of the shirt.

- c. **Correct Wear:** All buttons must be buttoned with exception of the very top button by lapels. Officers may button the top button during inclement weather but not indoors. Officers may wear the shirt with sleeves down or rolled up. The USPHS Commissioned Corps does not authorize military creases. This is the same as the manner of wear by the Coast Guard. The rolled sleeve width will be approximately 3 inches and centered on the mid-to-lower third of the upper arm with cuff (outside material) showing. Officers must not roll sleeves below the elbow. Officers may remove their ODU shirt in their duty station, due to extreme weather conditions or at the discretion of the LUA.



SHIRT, WHITE, FORMAL

- a. **Description:** A plain white formal dress shirt with a turndown collar and a plain stiff or wide-pleated soft front. The USPHS Commissioned Corps requires plain shirt studs and plain gold or decorated cuff links with the Dinner Dress Jacket uniforms. Officers must not wear collar devices, ribbons, or name tags with this shirt.
- b. **Correct Wear:** Wear with all studs, buttons, and cuffs fastened. The USPHS Commissioned Corps does not authorize sleeves to be rolled or pushed up.



SHIRT, WHITE, DRESS, LONG SLEEVE

- a. **Description:** Made of plain white authorized fabric, with long sleeves and plain buttons, convertible or French cuffs. Shirt must have epaulets for shoulder marks (aka soft shoulder boards). A single left breast pocket without a pocket flap is required. Collar points measure no more than 3-1/4 inches and have a medium spread.
- b. **Correct Wear:** Button all buttons, including top collar button. The USPHS Commissioned Corps does not authorize collar devices, ribbons, or name tags to be worn with this shirt, nor for sleeves to be rolled or pushed up.

Appendix A (continued)



SHIRT, WHITE, SUMMER

- a. Description: Made of plain white authorized material, short sleeves with loops for shoulder boards, two breast pockets with button flaps, and an open collar forming a V-neck. Collar points measure no longer than 3-1/4 inches and have a medium spread.
- b. Correct Wear: Wear with hard shoulder boards. When officers wear the shirt with white trousers, the material must match. Button all buttons.



SHOES, DRESS (BROWN/BLACK/WHITE)

- a. Description: Plain toed, oxford style, black, brown, or white, low quarter, lace shoe, made of smooth leather or synthetic leather with rounded toe. The heel must be an outside heel 3/4 inch- 7/8 inch high with a flat sole.
- b. Correct Wear: Keep well shined and in good repair. Lace shoes from inside out through all eyelets and tie. Navy certified brown leather shoes and khaki socks are optional with Service Khaki (SK) uniforms.

SOCKS, BLACK, WHITE, OR KHAKI

- a. Description: Made of plain or ribbed undecorated, knitted material. The USPHS Commissioned Corps has authorized knee or mid-calf lengths.
- b. Correct Wear: Wear pulled up so that no part of the leg shows while sitting or walking. Khaki socks are worn only with the brown dress shoe.



STUDS, GOLD

- a. Description: Must be plain without design or ornamentation. Studs are gold when worn with Dinner Dress uniforms.
- b. Correct Wear: Wear fastened on the formal turndown collar shirt.

Appendix A (continued)



SUSPENDERS, WHITE

- a. Description: Must be plain, without design or ornamentation.
- b. Correct Wear: Wear fastened to the top of the trousers. May be crossed in the back.



SWEATER, NAVY, BLACK

- a. Description: Black V-neck style pullover sweater, in both light (acrylic) and heavy (wool) weaves, with fabric epaulets, shoulder and elbow patches. A Velcro ® backed; black leather nametag (2"x4") is required. The USPHS Commissioned Corps does not authorize the wearing of metal badges or insignia on the sweater.
- b. Correct Wear: The USPHS Commissioned Corps has authorized sweater for daily wear to and from work, in public places, onboard a ship, on base and station, and for attending working level meetings/briefings. Officers wear soft shoulder marks on the epaulets. The officer wears the shirt collar inside the sweater when a tie is worn and outside the sweater when no tie is worn. The USPHS Commissioned Corps does not authorize sleeves to be rolled or pushed up beyond wrist area.



T-SHIRT, BLUE, PHS

- a. Description: Made of authorized material as specified by the USCG. The shirt will have a 3 or 4-inch diameter PHS seal (i.e., the "Public Health Service - 1789" seal) printed on the upper, left breast of the shirt. The back of the shirt vertically centered at about the mid-point of the shoulder blades, will contain the words "U.S. Public Health Service" in 2-inch high Arial font printed on three lines with "U.S." on the first line, "Public Health" on the second line, and "Service" on the third line. The PHS Seal and the letters on the back of the undershirt must be in the same yellow as the yellow quarantine flag when operating under non-tactical conditions.

In tactical situations, at the directive of the commander of a Joint Services operation or at the discretion of the LUA, officers may wear a plain, non-pocketed Navy blue t-shirt.

Appendix A (continued)

- b. Correct Wear: Must be worn under ODU Shirt and tucked into ODU trousers.

T-SHIRT, UTILITY/WORKING, BLUE, ODU/CGU.

- a. Description: Made of an authorized material as specified by the USCG. The NUA can authorize command/unit logos on t-shirts worn with all working/utility uniforms (ODU/CGUs, coveralls, and flight suits). Command/unit logos may be applied via heat transfer, silk screen or embroidery to one-hundred percent cotton t-shirts that are navy blue, coyote brown, or black in color (as authorized with each uniform). Logos can be worn on the front and back of t-shirts if they are in good taste, enhance unit esprit de corps, and reflect well upon the USPHS Commissioned Corps and the unit they represent.

In tactical situations, at the directive of the commander of a Joint Services operation or at the discretion of the LUA, a plain, non-pocketed Navy blue t-shirt may be worn.

- b. Correct Wear: Must be worn under ODU/CGU Shirt and tucked into ODU/CGU trousers. When worn with uniform trousers only, the t-shirt will remain tucked-in

Logo placement is as follows:

- (1) The front logo will be placed on the left side of the shirt (above the wearer's breast) and will be no larger than 3 inches in height and width.
- (2) The logo on the back of the t-shirt will be centered and may encompass the entire back.
- (3) Logo colors must be conservative, non-reflective and not visible under the ODU shirt, coveralls, or flight suit.
- (4) When worn with uniform trousers only, the t-shirt will remain tucked-in.
- (5) NUA or LUA may authorize T-shirts worn with working/utility uniforms with command logos for wear as civilian clothing.



TIE CLASP/TACK

- a. Description: Gold, plain or decorated with appropriate rank insignia to which the wearer is entitled or USPHS Commissioned Corps device insignia only. Tie clasps must be not more than 5/16 inch wide. Tie tacks must be no more than 5/8 inch in diameter.
- b. Correct Wear: Must be worn on the four-in-hand tie, 1 inch below the center of the tie in a horizontal position. The center of the tie is defined as the half-way point from bottom tip of the tie to the bottom of the knot in the tie. The uniform coat should be big enough to cover it.

Appendix A (continued)



TROUSERS, BLUE DRESS

- a. Description: Made of the same material as the Service Dress Blue Jacket, of authorized design, without cuffs, and with fore and aft creases. May be either straight-legged or slightly flared. Belt loops, a zippered front closure and two side and back pockets are required. Inside lining of pocket must be black.
- b. Correct Wear: Button all buttons, close all fasteners, and wear a belt through all loops. Trousers hang approximately 2 inches from the floor at the back of the shoe. Trousers should be tailored to include a 2 inch hem to provide material for adjustment.



TROUSERS, BLUE EVENING

- a. Description: Made high-waisted with two front pockets and fore and aft creases made of the same material as the blue dinner dress jacket.
- b. Correct Wear: Button all buttons and close fasteners. Trousers should hang approximately 2 inches from the floor at the back of the shoe. Trousers should be tailored to include a 2 inch hem to provide material for adjustment.

TROUSERS, BLUE, ODU

- a. Description: Made of authorized material as specified by the USCG.
- b. Correct Wear: All buttons must be buttoned. Pant legs should be bloused over boots. The USPHS Commissioned Corps does not authorize tucking material into boots. Name tape may be worn over right rear pocket, flush with pocket. The USPHS Commissioned Corps does not authorize direct embroidery.

TROUSERS, FOUL WEATHER, TYPE II

- a. Description: 100% nylon with a GORE-TEX® membrane that is contamination-resistant to diesel fuel, jet fuel, DEET, petroleum, oils and lubricants. Features reinforced seat and knees, cargo pockets and pass-through pockets with VELCRO® brand closures, and zippered leg openings for easy donning and doffing.
- b. Correct Wear: Worn over ODU trousers during outdoor activities. Officers must button all buttons, close closures, and zip zippers. The USPHS Commissioned Corps requires black riggers or a black belt with subdued buckle.

Appendix A (continued)



TROUSERS, KHAKI

- a. Description: Made of authorized material to match the Khaki shirt, fore and aft creases, and without cuffs. May be straight legged or slightly flared.
- b. Correct Wear: Button all buttons, close all fasteners, and wear a belt through all loops. Trousers should hang approximately 2 inches from the floor at the back of the shoe. Officers should tailor trousers to include a 2 inch hem to provide material for adjustment.



TROUSERS, WHITE, LONG

- a. Description: Made of authorized white fabric with fore and aft creases, zippered fly front closure, no cuff, two side and back pockets. May be straight-legged or slightly flared. The trouser and shirt fabric must match when worn as Summer White. When an officer wears the trouser with the Service Dress White coat, both must have the same fabric.
- b. Correct Wear: Close all fasteners and wear a belt through all loops. Trousers hang approximately 2 inches from the floor at the back of the shoe. Officers must tailor trousers to include a 2 inch hem to provide material for adjustment.



UMBRELLA

- a. Description: Plain, solid black, folding/collapsing type with a plain, black handle. It must open to a conventional size and design when opened, and must fold small enough to fit into a briefcase.
- b. Correct Wear: Officers can use the umbrella during inclement weather with any uniform and should carry the umbrella in the left hand to permit saluting. Officers must fold the umbrella when not using it.

UNDERGARMENTS

- a. Description:

Appendix A (continued)

- (1) Undershirt, White: Made of white cotton or polyester/cotton. May be sleeveless, V-neck or crew neck. Crew neck shirts must be worn with all uniforms in areas where an industrial fire hazard exists.
 - (2) Under shorts: These can be boxer or brief style, and must be white when wearing white uniforms, otherwise, with other uniforms, the color is optional.
- b. Correct Wear: As stated in the individual item's description. Officers wearing white uniforms must wear white undergarments without ornamentation or decoration.



UTILITY, COAST GUARD (CGU)

- a. Description: The CGU will come in 2 variants, a standard weight (similar to the current ODU) and a light weight, which is appropriate for hot or tropical climates. A mandatory phase-in date for the USPHS Commissioned Corps will be no later than 1 February 2023. The USCG will retain the "ODU Blue" CG-3362 blue color; however, the physical design of the CGU will be changed:
- (1) Mandarin collar;
 - (2) Service patches on the shoulders. (U.S. Flag and other);
 - (3) Additional pockets on sleeves;
 - (4) Rank removed from collar and placed on rank tab for easy replacement;
 - (5) Unisex cut;
 - (6) Better trouser adjustment tabs;
 - (7) Additional leg pockets;
 - (8) Self-blousing trousers; and
 - (9) No embedded logo.
- b. Correct Wear: Manner of wear will be similar to the ODU. Specifics of the CGU Shirt and Trousers will be updated closer to phase in date (1 February 2023).

Appendix B
Fabric Chart

UNIFORM	COMPONENTS	AUTHORIZED FABRICS
Dinner Dress Blue Jacket (M and F)	Jacket, Trousers, Skirt	55% Polyester/45% Wool Gabardine, 11.0 oz. 55% Polyester/45% Wool Tropical, 9.0 oz.* 100% Wool Gabardine, 11.0 oz. 100% Wool Serge, 12.0 oz. 100% Wool Serge, 15.0 oz. 100% Wool Tropical, 9.0 oz.
Dinner Dress White Jacket (M and F)	Jacket (Trousers, Skirt same as Dinner Dress Blue Jacket)	100% Polyester/Certified Navy Twill, 6.7 oz. 65% Polyester/35% Rayon Gabardine, 8.0 oz.
Full Dress Blue (M and F) Dinner Dress Blue (M and F) Service Dress Blue (M and F)	Coat, Trousers, Slacks, Skirt	55% Polyester/45% Wool Gabardine, 11.0 oz. 55% Polyester/45% Wool Tropical, 9.0 oz. 100% Wool Gabardine, 11.0 oz. 100% Wool Serge, 12.0 oz. 100% Wool Serge, 15.0 oz. 100% Wool Tropical, 9.0 oz. *
Full Dress White (M) Dinner Dress White (M) Service Dress White (M)	Coat, Trousers	100% Polyester, Certified Navy Twill, 6.7 oz.
Full Dress White (F) Dinner Dress White (F) Service Dress White (F)	Coat, Slacks, Shirt, Skirt	100% Polyester, Certified Navy Twill, 6.7 oz. 65% Polyester/35% Rayon Gabardine, 8.0 oz.
Service Khaki (M and F)	Shirt, Trousers, Slacks, Skirt, Belt, Cap	100% Polyester, Certified Navy Twill, 6.7 oz. 75% Polyester/25% Wool Tropical, 10 oz. *
Summer White (M and F)	Shirt, Trousers, Slacks, Skirt, Belt	100% Polyester, Certified Navy Twill, 6.7 oz.
Summer White T-Shirt (M and F)	Shirt	65% Polyester/35% Cotton Poplin, 4.2 oz.
Summer White Trousers (M)	Trousers, Slacks, Skirt	65% Polyester/35% Cotton Twill, 6.5 oz.
All Authorized Uniforms	Reefer	Authorized Fabric Utilized by Navy
	Gloves, White	Authorized Uniform Gloves Used by Navy
	Ear Muffs (band or no band)	Plain Black Fabric (any), no markings
All Authorized Uniforms	ODU/CGU and accoutrements	Authorized Fabric Utilized by USCG

Appendix C

Hilt, Pommel, and Knuckle Row



Pommel – Obverse



**Hilt, Pommel and Knuckle Bow
Reverse**



Hilt, Pommel and Knuckle Row - Obverse

Appendix D
Counter Guards



Counter Guard - Reverse



Counter Guard - Overview



Counter Guard - Obverse

Appendix E
Blade Etching



Blade Etching - Obverse



Blade Etching - Reverse

Appendix F

Scabbard Ornamentation, Bands, Mounts and Ring



Top Band of Scabbard



Middle Band of Scabbard



Shoe Mount of Scabbard

Appendix G

PHS Sword in Scabbard



PHS Sword in Scabbard



PHS Sword with Sword Knot in Scabbard