

**Return of Private Foundation  
or Section 4947(a)(1) Nonexempt Charitable Trust  
Treated as a Private Foundation**

**2009**

Department of the Treasury  
Internal Revenue Service

**Note.** The foundation may be able to use a copy of this return to satisfy state reporting requirements

For calendar year **2009**, or tax year beginning \_\_\_\_\_, and ending \_\_\_\_\_

G Check all that apply:  Initial return,  Initial return of a former public charity,  Final return,  Amended return,  Address change,  Name change

Use the IRS label. Otherwise, print or type. See Specific Instructions.	Name of foundation <b>LEEDS FAMILY FOUNDATION</b>		A Employer identification number <b>13-7219856</b>	
	C/O LIPSKY GOODKIN & CO		B Telephone number <b>(212) 840-6444</b>	
	Number and street (or P O box number if mail is not delivered to street address)	Room/suite		
	<b>120 WEST 45TH ST</b>	<b>7TH FL</b>		
	City or town, state, and ZIP code <b>NEW YORK, NY 10036</b>		C If exemption application is pending, check here <input type="checkbox"/>	
			D 1. Foreign organizations, check here <input type="checkbox"/> 2. Foreign organizations meeting the 85% test, check here and attach computation <input type="checkbox"/>	
H Check type of organization	<input checked="" type="checkbox"/> Section 501(c)(3) exempt private foundation		E If private foundation status was terminated under section 507(b)(1)(A), check here <input type="checkbox"/>	
	<input type="checkbox"/> Section 4947(a)(1) nonexempt charitable trust <input type="checkbox"/> Other taxable private foundation		F If the foundation is in a 60-month termination under section 507(b)(1)(B), check here <input type="checkbox"/>	
I Fair market value of all assets at end of year (from Part II, col (c), line 16)	J Accounting method <input checked="" type="checkbox"/> Cash <input type="checkbox"/> Accrual			
	<input type="checkbox"/> Other (specify) _____			
	▶ \$ <b>21040350.</b> (Part I, column (d) must be on cash basis.)			

Part I Analysis of Revenue and Expenses <small>(The total of amounts in columns (b), (c), and (d) may not necessarily equal the amounts in column (a))</small>		(a) Revenue and expenses per books	(b) Net investment income	(c) Adjusted net income	(d) Disbursements for charitable purposes (cash basis only)
1 Contributions, gifts, grants, etc., received		3900.		N/A	
2 Check <input checked="" type="checkbox"/> if the foundation is not required to attach Sch B					
3 Interest on savings and temporary cash investments					
4 Dividends and interest from securities		194928.	194928.		Statement 1
5a Gross rents					
b Net rental income or (loss)					
6a Net gain or (loss) from sale of assets not on line 10		1617333.			
b Gross sales price for all assets on line 6a		42554019.			
7 Capital gain net income (from Part IV, line 2)			1617333.		
8 Net short-term capital gain					
9 Income modifications					
10a Gross sales less returns and allowances					
b Less Cost of goods sold					
c Gross profit or (loss)					
11 Other income		-104947.	-104947.		Statement 2
12 Total. Add lines 1 through 11		1711214.	1707314.		
13 Compensation of officers, directors, trustees, etc		0.	0.		0.
14 Other employee salaries and wages					
15 Pension plans, employee benefits					
16a Legal fees					
b Accounting fees Stmt 3		4200.	2100.		2100.
c Other professional fees Stmt 4		25307.	25307.		0.
17 Interest		140647.	140647.		0.
18 Taxes Stmt 5		10000.	0.		10000.
19 Depreciation and depletion					
20 Occupancy					
21 Travel, conferences, and meetings					
22 Printing and publications		115.	0.		115.
23 Other expenses Stmt 6		217303.	215602.		1701.
24 Total operating and administrative expenses. Add lines 13 through 23		397572.	383656.		13916.
25 Contributions, gifts, grants paid		449472.			449472.
26 Total expenses and disbursements. Add lines 24 and 25		847044.	383656.		463388.
27 Subtract line 26 from line 12		864170.			
a Excess of revenue over expenses and disbursements					
b Net investment income (if negative, enter -0-)			1323658.		
c Adjusted net income (if negative, enter -0-)				N/A	

SCANNED NOV 22 2010

RECEIVED  
NOV 19 2010  
OGDEN, UT

016 to 19

LEEDS FAMILY FOUNDATION  
C/O LIPSON GOODKIN & CO

Form 990-PF (2009)

13-7219856 Page 2

Part II Balance Sheets		Attached schedules and amounts in the description column should be for end-of-year amounts only		
		Beginning of year	End of year	
		(a) Book Value	(b) Book Value	(c) Fair Market Value
Assets	1 Cash - non-interest-bearing	90220.	228758.	228758.
	2 Savings and temporary cash investments	12457492.	5533811.	5533811.
	3 Accounts receivable ▶			
	Less allowance for doubtful accounts ▶			
	4 Pledges receivable ▶			
	Less allowance for doubtful accounts ▶			
	5 Grants receivable			
	6 Receivables due from officers, directors, trustees, and other disqualified persons	15085.	15085.	15085.
	7 Other notes and loans receivable ▶			
	Less allowance for doubtful accounts ▶			
	8 Inventories for sale or use			
	9 Prepaid expenses and deferred charges			
	10a Investments - U.S. and state government obligations			
	b Investments - corporate stock Stmt 7	-3204342.	4773861.	9936163.
	c Investments - corporate bonds Stmt 8	6621.	6621.	8160.
11 Investments - land, buildings, and equipment basis ▶				
Less: accumulated depreciation ▶				
12 Investments - mortgage loans				
13 Investments - other Stmt 9	4398990.	5318373.	5318373.	
14 Land, buildings, and equipment basis ▶				
Less: accumulated depreciation ▶				
15 Other assets (describe ▶)				
<b>16 Total assets (to be completed by all filers)</b>	<b>13764066.</b>	<b>15876509.</b>	<b>21040350.</b>	
Liabilities	17 Accounts payable and accrued expenses			
	18 Grants payable			
	19 Deferred revenue			
	20 Loans from officers, directors, trustees, and other disqualified persons			
	21 Mortgages and other notes payable			
	22 Other liabilities (describe ▶)			
<b>23 Total liabilities (add lines 17 through 22)</b>	<b>0.</b>	<b>0.</b>		
Net Assets or Fund Balances	Foundations that follow SFAS 117, check here ▶ <input type="checkbox"/>			
	24 Unrestricted			
	25 Temporarily restricted			
	26 Permanently restricted			
	Foundations that do not follow SFAS 117, check here ▶ <input checked="" type="checkbox"/>			
	27 Capital stock, trust principal, or current funds	0.	0.	
	28 Paid-in or capital surplus, or land, bldg., and equipment fund	6280785.	13764066.	
	29 Retained earnings, accumulated income, endowment, or other funds	7483281.	2112443.	
<b>30 Total net assets or fund balances</b>	<b>13764066.</b>	<b>15876509.</b>		
<b>31 Total liabilities and net assets/fund balances</b>	<b>13764066.</b>	<b>15876509.</b>		

Part III Analysis of Changes in Net Assets or Fund Balances

1 Total net assets or fund balances at beginning of year - Part II, column (a), line 30 (must agree with end-of-year figure reported on prior year's return)	1	13764066.
2 Enter amount from Part I, line 27a	2	864170.
3 Other increases not included in line 2 (itemize) ▶ UNREALIZED GAIN PER K-1	3	1248273.
4 Add lines 1, 2, and 3	4	15876509.
5 Decreases not included in line 2 (itemize) ▶	5	0.
<b>6 Total net assets or fund balances at end of year (line 4 minus line 5) - Part II, column (b), line 30</b>	<b>6</b>	<b>15876509.</b>

923511  
02-02-10

Form 990-PF (2009)

**Part IV Capital Gains and Losses for Tax on Investment Income**

(a) List and describe the kind(s) of property sold (e.g., real estate, 2-story brick warehouse, or common stock, 200 shs. MLC Co.)		(b) How acquired P - Purchase D - Donation	(c) Date acquired (mo., day, yr.)	(d) Date sold (mo., day, yr.)
1a PER ATTACHED SCHEDULE		P		
b				
c				
d				
e				
(e) Gross sales price	(f) Depreciation allowed (or allowable)	(g) Cost or other basis plus expense of sale	(h) Gain or (loss) (e) plus (f) minus (g)	
a 42554019.		40936686.	1617333.	
b				
c				
d				
e				
Complete only for assets showing gain in column (h) and owned by the foundation on 12/31/69			(i) Gains (Col (h) gain minus col (k), but not less than -0-) or Losses (from col (h))	
(i) FMV as of 12/31/69	(j) Adjusted basis as of 12/31/69	(k) Excess of col (i) over col (j), if any		
a			1617333.	
b				
c				
d				
e				
2 Capital gain net income or (net capital loss)		{ If gain, also enter in Part I, line 7 If (loss), enter -0- in Part I, line 7             }		2 1617333.
3 Net short-term capital gain or (loss) as defined in sections 1222(5) and (6)		{ If gain, also enter in Part I, line 8, column (c) If (loss), enter -0- in Part I, line 8             }		3 N/A

**Part V Qualification Under Section 4940(e) for Reduced Tax on Net Investment Income**

(For optional use by domestic private foundations subject to the section 4940(a) tax on net investment income.)

If section 4940(d)(2) applies, leave this part blank

Was the foundation liable for the section 4942 tax on the distributable amount of any year in the base period?  Yes  No

If "Yes," the foundation does not qualify under section 4940(e). Do not complete this part.

1 Enter the appropriate amount in each column for each year, see instructions before making any entries

(a) Base period years Calendar year (or tax year beginning in)	(b) Adjusted qualifying distributions	(c) Net value of noncharitable-use assets	(d) Distribution ratio (col (b) divided by col (c))
2008	614521.	21335604.	.028803
2007	600032.	22466681.	.026708
2006	6252.	9934899.	.000629
2005	95440.	2889834.	.033026
2004	588797.	1370326.	.429677

2 Total of line 1, column (d)	2	.518843
3 Average distribution ratio for the 5-year base period - divide the total on line 2 by 5, or by the number of years the foundation has been in existence if less than 5 years	3	.103769
4 Enter the net value of noncharitable-use assets for 2009 from Part X, line 5	4	18620895.
5 Multiply line 4 by line 3	5	1932272.
6 Enter 1% of net investment income (1% of Part I, line 27b)	6	13237.
7 Add lines 5 and 6	7	1945509.
8 Enter qualifying distributions from Part XII, line 4	8	463388.

If line 8 is equal to or greater than line 7, check the box in Part VI, line 1b, and complete that part using a 1% tax rate. See the Part VI instructions.

LEEDS FAMILY FOUNDATION

Form 990-PF (2009)

C/O LIPSON GOODKIN & CO

13-7219856

Page 4

**Part VI Excise Tax Based on Investment Income (Section 4940(a), 4940(b), 4940(e), or 4948 - see instructions)**

1a	Exempt operating foundations described in section 4940(d)(2), check here <input type="checkbox"/> and enter "N/A" on line 1 Date of ruling or determination letter _____ (attach copy of letter if necessary-see instructions)		
b	Domestic foundations that meet the section 4940(e) requirements in Part V, check here <input type="checkbox"/> and enter 1% of Part I, line 27b	1	26473.
c	All other domestic foundations enter 2% of line 27b Exempt foreign organizations enter 4% of Part I, line 12, col (b)		
2	Tax under section 511 (domestic section 4947(a)(1) trusts and taxable foundations only Others enter -0-)	2	0.
3	Add lines 1 and 2	3	26473.
4	Subtitle A (income) tax (domestic section 4947(a)(1) trusts and taxable foundations only Others enter -0-)	4	0.
5	Tax based on investment income. Subtract line 4 from line 3 If zero or less, enter -0-	5	26473.
6	Credits/Payments		
a	2009 estimated tax payments and 2008 overpayment credited to 2009	6a	17500.
b	Exempt foreign organizations - tax withheld at source	6b	
c	Tax paid with application for extension of time to file (Form 8868)	6c	
d	Backup withholding erroneously withheld	6d	
7	Total credits and payments Add lines 6a through 6d	7	17500.
8	Enter any penalty for underpayment of estimated tax Check here <input type="checkbox"/> if Form 2220 is attached	8	171.
9	Tax due. If the total of lines 5 and 8 is more than line 7, enter amount owed	9	9144.
10	Overpayment. If line 7 is more than the total of lines 5 and 8, enter the amount overpaid	10	
11	Enter the amount of line 10 to be Credited to 2010 estimated tax Refunded	11	

**Part VII-A Statements Regarding Activities**

	Yes	No
1a		X
1b		X
1c		X
2		X
3		X
4a		X
4b	N/A	
5		X
6	X	
7	X	
8b	X	
9		X
10	X	

Form 990-PF (2009)

**Part VII-A Statements Regarding Activities** (continued)

11	At any time during the year, did the foundation, directly or indirectly, own a controlled entity within the meaning of section 512(b)(13)? If "Yes," attach schedule (see instructions)			X
12	Did the foundation acquire a direct or indirect interest in any applicable insurance contract before August 17, 2008?			X
13	Did the foundation comply with the public inspection requirements for its annual returns and exemption application? Website address ▶ N/A	X		
14	The books are in care of ▶ LIPSKY, GOODKIN & CO. Telephone no ▶ (212) 840-6444 Located at ▶ 120 WEST 45TH STREET - 7TH FL, NEW YORK, NY ZIP+4 ▶ 10036			
15	Section 4947(a)(1) nonexempt charitable trusts filing Form 990-PF in lieu of Form 1041 - Check here ▶ <input type="checkbox"/> and enter the amount of tax-exempt interest received or accrued during the year ▶ 15 N/A			

**Part VII-B Statements Regarding Activities for Which Form 4720 May Be Required**

File Form 4720 if any item is checked in the "Yes" column, unless an exception applies.

		Yes	No
1a	During the year did the foundation (either directly or indirectly)		
(1)	Engage in the sale or exchange, or leasing of property with a disqualified person? <input type="checkbox"/> Yes <input checked="" type="checkbox"/> No		
(2)	Borrow money from, lend money to, or otherwise extend credit to (or accept it from) a disqualified person? <input type="checkbox"/> Yes <input checked="" type="checkbox"/> No		
(3)	Furnish goods, services, or facilities to (or accept them from) a disqualified person? <input type="checkbox"/> Yes <input checked="" type="checkbox"/> No		
(4)	Pay compensation to, or pay or reimburse the expenses of, a disqualified person? <input type="checkbox"/> Yes <input checked="" type="checkbox"/> No		
(5)	Transfer any income or assets to a disqualified person (or make any of either available for the benefit or use of a disqualified person)? <input type="checkbox"/> Yes <input checked="" type="checkbox"/> No		
(6)	Agree to pay money or property to a government official? (Exception. Check "No" if the foundation agreed to make a grant to or to employ the official for a period after termination of government service, if terminating within 90 days) <input type="checkbox"/> Yes <input checked="" type="checkbox"/> No		
b	If any answer is "Yes" to 1a(1)-(6), did any of the acts fail to qualify under the exceptions described in Regulations section 53.4941(d)-3 or in a current notice regarding disaster assistance (see page 20 of the instructions)? Organizations relying on a current notice regarding disaster assistance check here N/A <input type="checkbox"/>	1b	
c	Did the foundation engage in a prior year in any of the acts described in 1a, other than excepted acts, that were not corrected before the first day of the tax year beginning in 2009?	1c	X
2	Taxes on failure to distribute income (section 4942) (does not apply for years the foundation was a private operating foundation defined in section 4942(j)(3) or 4942(j)(5))		
a	At the end of tax year 2009, did the foundation have any undistributed income (lines 6d and 6e, Part XIII) for tax year(s) beginning before 2009? <input type="checkbox"/> Yes <input checked="" type="checkbox"/> No If "Yes," list the years ▶		
b	Are there any years listed in 2a for which the foundation is not applying the provisions of section 4942(a)(2) (relating to incorrect valuation of assets) to the year's undistributed income? (If applying section 4942(a)(2) to all years listed, answer "No" and attach statement - see instructions) N/A	2b	
c	If the provisions of section 4942(a)(2) are being applied to any of the years listed in 2a, list the years here ▶		
3a	Did the foundation hold more than a 2% direct or indirect interest in any business enterprise at any time during the year? <input type="checkbox"/> Yes <input checked="" type="checkbox"/> No		
b	If "Yes," did it have excess business holdings in 2009 as a result of (1) any purchase by the foundation or disqualified persons after May 26, 1969, (2) the lapse of the 5-year period (or longer period approved by the Commissioner under section 4943(c)(7)) to dispose of holdings acquired by gift or bequest, or (3) the lapse of the 10-, 15-, or 20-year first phase holding period? (Use Schedule C, Form 4720, to determine if the foundation had excess business holdings in 2009.) N/A	3b	
4a	Did the foundation invest during the year any amount in a manner that would jeopardize its charitable purposes?	4a	X
b	Did the foundation make any investment in a prior year (but after December 31, 1969) that could jeopardize its charitable purpose that had not been removed from jeopardy before the first day of the tax year beginning in 2009?	4b	X

**Part VII-B** Statements Regarding Activities for Which Form 4720 May Be Required (continued)

- 5a During the year did the foundation pay or incur any amount to
- (1) Carry on propaganda, or otherwise attempt to influence legislation (section 4945(e))?  Yes  No
  - (2) Influence the outcome of any specific public election (see section 4955), or to carry on, directly or indirectly, any voter registration drive?  Yes  No
  - (3) Provide a grant to an individual for travel, study, or other similar purposes?  Yes  No
  - (4) Provide a grant to an organization other than a charitable, etc., organization described in section 509(a)(1), (2), or (3), or section 4940(d)(2)?  Yes  No
  - (5) Provide for any purpose other than religious, charitable, scientific, literary, or educational purposes, or for the prevention of cruelty to children or animals?  Yes  No
- b If any answer is "Yes" to 5a(1)-(5), did any of the transactions fail to qualify under the exceptions described in Regulations section 53.4945 or in a current notice regarding disaster assistance (see instructions)?  Yes  No  
Organizations relying on a current notice regarding disaster assistance check here  N/A
- c If the answer is "Yes" to question 5a(4), does the foundation claim exemption from the tax because it maintained expenditure responsibility for the grant?  Yes  No  
If "Yes," attach the statement required by Regulations section 53.4945-5(d). N/A
- 6a Did the foundation, during the year, receive any funds, directly or indirectly, to pay premiums on a personal benefit contract?  Yes  No
- b Did the foundation, during the year, pay premiums, directly or indirectly, on a personal benefit contract?  Yes  No  
If "Yes" to 6b, file Form 8870
- 7a At any time during the tax year, was the foundation a party to a prohibited tax shelter transaction?  Yes  No
- b If yes, did the foundation receive any proceeds or have any net income attributable to the transaction?  Yes  No

5b		
6b		X
7b		

**Part VIII** Information About Officers, Directors, Trustees, Foundation Managers, Highly Paid Employees, and Contractors

**1** List all officers, directors, trustees, foundation managers and their compensation.

(a) Name and address	(b) Title, and average hours per week devoted to position	(c) Compensation (If not paid, enter -0-)	(d) Contributions to employee benefit plans and deferred compensation	(e) Expense account, other allowances
LAURENCE C. LEEDS, JR. C/O LIPSKY, GOODKIN - 120 W 45TH ST NEW YORK, NY 10036	TRUSTEE 2.00	0.	0.	0.
DALIA LEEDS C/O LIPSKY, GOODKIN - 120 W 45TH ST NEW YORK, NY 10036	TRUSTEE 2.00	0.	0.	0.

**2** Compensation of five highest-paid employees (other than those included on line 1). If none, enter "NONE."

(a) Name and address of each employee paid more than \$50,000	(b) Title, and average hours per week devoted to position	(c) Compensation	(d) Contributions to employee benefit plans and deferred compensation	(e) Expense account, other allowances
NONE				

Total number of other employees paid over \$50,000 0

**Part VIII** Information About Officers, Directors, Trustees, Foundation Managers, Highly Paid Employees, and Contractors (continued)

**3** Five highest-paid independent contractors for professional services. If none, enter "NONE."

(a) Name and address of each person paid more than \$50,000	(b) Type of service	(c) Compensation
NONE		

Total number of others receiving over \$50,000 for professional services ▶ 0

**Part IX-A** Summary of Direct Charitable Activities

List the foundation's four largest direct charitable activities during the tax year. Include relevant statistical information such as the number of organizations and other beneficiaries served, conferences convened, research papers produced, etc.	Expenses
1 N/A	
2	
3	
4	

**Part IX-B** Summary of Program-Related Investments

Describe the two largest program-related investments made by the foundation during the tax year on lines 1 and 2	Amount
1 N/A	
2	
All other program-related investments See instructions	
3	
<b>Total.</b> Add lines 1 through 3 <span style="float: right;">▶</span>	0.

**Part X** Minimum Investment Return (All domestic foundations must complete this part. Foreign foundations, see instructions.)

<b>1</b>	Fair market value of assets not used (or held for use) directly in carrying out charitable, etc., purposes		
<b>a</b>	Average monthly fair market value of securities	<b>1a</b>	9155143.
<b>b</b>	Average of monthly cash balances	<b>1b</b>	4890637.
<b>c</b>	Fair market value of all other assets	<b>1c</b>	4858682.
<b>d</b>	Total (add lines 1a, b, and c)	<b>1d</b>	18904462.
<b>e</b>	Reduction claimed for blockage or other factors reported on lines 1a and 1c (attach detailed explanation)	<b>1e</b>	0.
<b>2</b>	Acquisition indebtedness applicable to line 1 assets	<b>2</b>	0.
<b>3</b>	Subtract line 2 from line 1d	<b>3</b>	18904462.
<b>4</b>	Cash deemed held for charitable activities. Enter 1 1/2% of line 3 (for greater amount, see instructions)	<b>4</b>	283567.
<b>5</b>	Net value of noncharitable-use assets. Subtract line 4 from line 3. Enter here and on Part V, line 4	<b>5</b>	18620895.
<b>6</b>	Minimum investment return. Enter 5% of line 5	<b>6</b>	931045.

**Part XI** Distributable Amount (see instructions) (Section 4942(j)(3) and (j)(5) private operating foundations and certain foreign organizations check here  and do not complete this part)

<b>1</b>	Minimum investment return from Part X, line 6	<b>1</b>	931045.
<b>2a</b>	Tax on investment income for 2009 from Part VI, line 5	<b>2a</b>	26473.
<b>b</b>	Income tax for 2009 (This does not include the tax from Part VI)	<b>2b</b>	
<b>c</b>	Add lines 2a and 2b	<b>2c</b>	26473.
<b>3</b>	Distributable amount before adjustments. Subtract line 2c from line 1	<b>3</b>	904572.
<b>4</b>	Recoveries of amounts treated as qualifying distributions	<b>4</b>	0.
<b>5</b>	Add lines 3 and 4	<b>5</b>	904572.
<b>6</b>	Deduction from distributable amount (see instructions)	<b>6</b>	0.
<b>7</b>	Distributable amount as adjusted. Subtract line 6 from line 5. Enter here and on Part XIII, line 1	<b>7</b>	904572.

**Part XII** Qualifying Distributions (see instructions)

<b>1</b>	Amounts paid (including administrative expenses) to accomplish charitable, etc., purposes		
<b>a</b>	Expenses, contributions, gifts, etc. - total from Part I, column (d), line 26	<b>1a</b>	463388.
<b>b</b>	Program-related investments - total from Part IX-B	<b>1b</b>	0.
<b>2</b>	Amounts paid to acquire assets used (or held for use) directly in carrying out charitable, etc., purposes	<b>2</b>	
<b>3</b>	Amounts set aside for specific charitable projects that satisfy the		
<b>a</b>	Suitability test (prior IRS approval required)	<b>3a</b>	
<b>b</b>	Cash distribution test (attach the required schedule)	<b>3b</b>	
<b>4</b>	Qualifying distributions. Add lines 1a through 3b. Enter here and on Part V, line 8, and Part XIII, line 4	<b>4</b>	463388.
<b>5</b>	Foundations that qualify under section 4940(e) for the reduced rate of tax on net investment income. Enter 1% of Part I, line 27b	<b>5</b>	0.
<b>6</b>	Adjusted qualifying distributions. Subtract line 5 from line 4	<b>6</b>	463388.

**Note.** The amount on line 6 will be used in Part V, column (b), in subsequent years when calculating whether the foundation qualifies for the section 4940(e) reduction of tax in those years



**Part XIII** Undistributed Income (see instructions)

	(a) Corpus	(b) Years prior to 2008	(c) 2008	(d) 2009
1 Distributable amount for 2009 from Part XI, line 7				904572.
2 Undistributed income, if any, as of the end of 2009				
a Enter amount for 2008 only			313527.	
b Total for prior years		0.		
3 Excess distributions carryover, if any, to 2009				
a From 2004				
b From 2005				
c From 2006				
d From 2007				
e From 2008				
f Total of lines 3a through e	0.			
4 Qualifying distributions for 2009 from Part XII, line 4 ▶ \$ 463388.				
a Applied to 2008, but not more than line 2a			313527.	
b Applied to undistributed income of prior years (Election required - see instructions)		0.		
c Treated as distributions out of corpus (Election required - see instructions)	0.			
d Applied to 2009 distributable amount				149861.
e Remaining amount distributed out of corpus	0.			
5 Excess distributions carryover applied to 2009 (If an amount appears in column (d), the same amount must be shown in column (a))	0.			0.
6 Enter the net total of each column as indicated below:				
a Corpus Add lines 3f, 4c, and 4e Subtract line 5	0.			
b Prior years' undistributed income Subtract line 4b from line 2b		0.		
c Enter the amount of prior years' undistributed income for which a notice of deficiency has been issued, or on which the section 4942(a) tax has been previously assessed		0.		
d Subtract line 6c from line 6b Taxable amount - see instructions		0.		
e Undistributed income for 2008 Subtract line 4a from line 2a Taxable amount - see instr			0.	
f Undistributed income for 2009 Subtract lines 4d and 5 from line 1 This amount must be distributed in 2010				754711.
7 Amounts treated as distributions out of corpus to satisfy requirements imposed by section 170(b)(1)(F) or 4942(g)(3)	0.			
8 Excess distributions carryover from 2004 not applied on line 5 or line 7	0.			
9 Excess distributions carryover to 2010. Subtract lines 7 and 8 from line 6a	0.			
10 Analysis of line 9				
a Excess from 2005				
b Excess from 2006				
c Excess from 2007				
d Excess from 2008				
e Excess from 2009				

**Part XIV Private Operating Foundations** (see instructions and Part VII-A, question 9) N/A

- 1 a If the foundation has received a ruling or determination letter that it is a private operating foundation, and the ruling is effective for 2009, enter the date of the ruling [ ]
- b Check box to indicate whether the foundation is a private operating foundation described in section  4942(j)(3) or  4942(j)(5)

	Tax year				(e) Total
	(a) 2009	(b) 2008	(c) 2007	(d) 2006	
2 a Enter the lesser of the adjusted net income from Part I or the minimum investment return from Part X for each year listed					
b 85% of line 2a					
c Qualifying distributions from Part XII, line 4 for each year listed					
d Amounts included in line 2c not used directly for active conduct of exempt activities					
e Qualifying distributions made directly for active conduct of exempt activities					
Subtract line 2d from line 2c					
3 Complete 3a, b, or c for the alternative test relied upon					
a "Assets" alternative test - enter					
(1) Value of all assets					
(2) Value of assets qualifying under section 4942(j)(3)(B)(i)					
b "Endowment" alternative test - enter 2/3 of minimum investment return shown in Part X, line 6 for each year listed					
c "Support" alternative test - enter					
(1) Total support other than gross investment income (interest, dividends, rents, payments on securities loans (section 512(a)(5)), or royalties)					
(2) Support from general public and 5 or more exempt organizations as provided in section 4942(j)(3)(B)(iii)					
(3) Largest amount of support from an exempt organization					
(4) Gross investment income					

**Part XV Supplementary Information (Complete this part only if the foundation had \$5,000 or more in assets at any time during the year-see the instructions.)**

- 1 **Information Regarding Foundation Managers:**
- a List any managers of the foundation who have contributed more than 2% of the total contributions received by the foundation before the close of any tax year (but only if they have contributed more than \$5,000) (See section 507(d)(2) )

See Statement 11

- b List any managers of the foundation who own 10% or more of the stock of a corporation (or an equally large portion of the ownership of a partnership or other entity) of which the foundation has a 10% or greater interest

None

- 2 **Information Regarding Contribution, Grant, Gift, Loan, Scholarship, etc., Programs:**
- Check here  if the foundation only makes contributions to preselected charitable organizations and does not accept unsolicited requests for funds. If the foundation makes gifts, grants, etc (see instructions) to individuals or organizations under other conditions, complete items 2a, b, c, and d

a The name, address, and telephone number of the person to whom applications should be addressed  
N/A

b The form in which applications should be submitted and information and materials they should include  
N/A

c Any submission deadlines  
N/A

d Any restrictions or limitations on awards, such as by geographical areas, charitable fields, kinds of institutions, or other factors  
N/A

**Part XV** Supplementary Information (continued)

**3 Grants and Contributions Paid During the Year or Approved for Future Payment**

Recipient Name and address (home or business)	If recipient is an individual, show any relationship to any foundation manager or substantial contributor	Foundation status of recipient	Purpose of grant or contribution	Amount
<p>a <i>Paid during the year</i> PER ATTACHED SCHEDULE</p>	N/A		GENERAL CHARITABLE PURPOSE	449472.
<b>Total</b>				▶ 3a 449472.
<p>b <i>Approved for future payment</i>  None</p>				
<b>Total</b>				▶ 3b 0.

**Part XVI-A Analysis of Income-Producing Activities**

Enter gross amounts unless otherwise indicated	Unrelated business income		Excluded by section 512, 513, or 514		(e) Related or exempt function income
	(a) Business code	(b) Amount	(c) Exclu- sion code	(d) Amount	
1 Program service revenue					
a _____					
b _____					
c _____					
d _____					
e _____					
f _____					
g Fees and contracts from government agencies					
2 Membership dues and assessments					
3 Interest on savings and temporary cash investments					
4 Dividends and interest from securities			14	194928.	
5 Net rental income or (loss) from real estate					
a Debt-financed property					
b Not debt-financed property					
6 Net rental income or (loss) from personal property					
7 Other investment income					
8 Gain or (loss) from sales of assets other than inventory			18	1617333.	
9 Net income or (loss) from special events					
10 Gross profit or (loss) from sales of inventory					
11 Other revenue					
a See Statement 12				-104947.	
b _____					
c _____					
d _____					
e _____					
12 Subtotal Add columns (b), (d), and (e)		0.		1707314.	0.
13 Total. Add line 12, columns (b), (d), and (e)				13 1707314.	

(See worksheet in line 13 instructions to verify calculations.)

**Part XVI-B Relationship of Activities to the Accomplishment of Exempt Purposes**

Line No.	Explain below how each activity for which income is reported in column (e) of Part XVI-A contributed importantly to the accomplishment of the foundation's exempt purposes (other than by providing funds for such purposes)
4	THE FOUNDATION IS SOLELY A GRANT MAKING ORGANIZATION AND INVESTS ITS FUNDS TO PRODUCE INCOME TO MAKE GRANTS AND PAY THE EXPENSES OF ADMINISTERING THE FOUNDATION. THE AMOUNTS SHOWN ABOVE, IF ANY, ARE NOT DERIVED FROM ANY "TRADE OR BUSINESS" CONDUCTED BY THE FOUNDATION BUT MERELY REFLECT AN ANNUAL RETURN ON THE FOUNDATION'S ASSETS.
8	SEE LINE NO. 4
11	SEE LINE NO. 4

**Part XVII Information Regarding Transfers To and Transactions and Relationships With Noncharitable Exempt Organizations**

		Yes	No
1	Did the organization directly or indirectly engage in any of the following with any other organization described in section 501(c) of the Code (other than section 501(c)(3) organizations) or in section 527, relating to political organizations?		
a	Transfers from the reporting foundation to a noncharitable exempt organization of:		
	(1) Cash	1a(1)	X
	(2) Other assets	1a(2)	X
b	Other transactions:		
	(1) Sales of assets to a noncharitable exempt organization	1b(1)	X
	(2) Purchases of assets from a noncharitable exempt organization	1b(2)	X
	(3) Rental of facilities, equipment, or other assets	1b(3)	X
	(4) Reimbursement arrangements	1b(4)	X
	(5) Loans or loan guarantees	1b(5)	X
	(6) Performance of services or membership or fundraising solicitations	1b(6)	X
c	Sharing of facilities, equipment, mailing lists, other assets, or paid employees	1c	X

d If the answer to any of the above is "Yes," complete the following schedule. Column (b) should always show the fair market value of the goods, other assets, or services given by the reporting foundation. If the foundation received less than fair market value in any transaction or sharing arrangement, show in column (d) the value of the goods, other assets, or services received.



(a) Line no	(b) Amount involved	(c) Name of noncharitable exempt organization	(d) Description of transfers, transactions, and sharing arrangements
		N/A	

2a Is the foundation directly or indirectly affiliated with, or related to, one or more tax-exempt organizations described in section 501(c) of the Code (other than section 501(c)(3)) or in section 527?  Yes  No

b If "Yes," complete the following schedule.

(a) Name of organization	(b) Type of organization	(c) Description of relationship
N/A		

Under penalties of perjury, I declare that I have examined this return, including accompanying schedules and statements, and to the best of my knowledge and belief, it is true, correct, and complete. Declaration of preparer (other than taxpayer or fiduciary) is based on all information of which preparer has any knowledge.

Sign Here	 Signature of officer or trustee <span style="float: right;">Date</span>
	 Preparer's signature
	Firm's name (or yours if self-employed), address, and ZIP code LIPSKY GOODKIN & CO P.C. 120 WEST 45TH STREET 7TH NEW YORK, NY 10036

**Schedule B**  
(Form 990, 990-EZ,  
or 990-PF)

Department of the Treasury  
Internal Revenue Service

**Schedule of Contributors**

▶ Attach to Form 990, 990-EZ, or 990-PF.

OMB No 1545-0047

**2009**

Name of the organization

LEEDS FAMILY FOUNDATION  
C/O LIPSKY GOODKIN & CO

Employer identification number

13-7219856

Organization type (check one):

Filers of:

Section:

Form 990 or 990-EZ

501(c)( ) (enter number) organization

4947(a)(1) nonexempt charitable trust **not** treated as a private foundation

527 political organization

Form 990-PF

501(c)(3) exempt private foundation

4947(a)(1) nonexempt charitable trust treated as a private foundation

501(c)(3) taxable private foundation

Check if your organization is covered by the **General Rule** or a **Special Rule**.

**Note.** Only a section 501(c)(7), (8), or (10) organization can check boxes for both the General Rule and a Special Rule. See instructions.

**General Rule**

For an organization filing Form 990, 990-EZ, or 990-PF that received, during the year, \$5,000 or more (in money or property) from any one contributor. Complete Parts I and II.

**Special Rules**

For a section 501(c)(3) organization filing Form 990 or 990-EZ that met the 33 1/3% support test of the regulations under sections 509(a)(1) and 170(b)(1)(A)(vi), and received from any one contributor, during the year, a contribution of the greater of (1) \$5,000 or (2) 2% of the amount on (i) Form 990, Part VIII, line 1h or (ii) Form 990-EZ, line 1. Complete Parts I and II.

For a section 501(c)(7), (8), or (10) organization filing Form 990 or 990-EZ that received from any one contributor, during the year, aggregate contributions of more than \$1,000 for use *exclusively* for religious, charitable, scientific, literary, or educational purposes, or the prevention of cruelty to children or animals. Complete Parts I, II, and III.

For a section 501(c)(7), (8), or (10) organization filing Form 990 or 990-EZ that received from any one contributor, during the year, contributions for use *exclusively* for religious, charitable, etc., purposes, but these contributions did not aggregate to more than \$1,000. If this box is checked, enter here the total contributions that were received during the year for an *exclusively* religious, charitable, etc., purpose. Do not complete any of the parts unless the **General Rule** applies to this organization because it received nonexclusively religious, charitable, etc., contributions of \$5,000 or more during the year. ▶ \$ \_\_\_\_\_

**Caution.** An organization that is not covered by the General Rule and/or the Special Rules does not file Schedule B (Form 990, 990-EZ, or 990-PF), but it **must** answer "No" on Part IV, line 2 of its Form 990, or check the box on line H of its Form 990-EZ, or on line 2 of its Form 990-PF, to certify that it does not meet the filing requirements of Schedule B (Form 990, 990-EZ, or 990-PF).

LHA For Privacy Act and Paperwork Reduction Act Notice, see the Instructions  
for Form 990, 990-EZ, or 990-PF.

Schedule B (Form 990, 990-EZ, or 990-PF) (2009)

Name of organization  
**LEEDS FAMILY FOUNDATION**  
**C/O LIPSKY GOODKIN & CO**

Employer identification number  
**13-7219856**

**Part I Contributors** (see instructions)

(a) No.	(b) Name, address, and ZIP + 4	(c) Aggregate contributions	(d) Type of contribution
1		\$ _____	Person <input checked="" type="checkbox"/> Payroll <input type="checkbox"/> Noncash <input type="checkbox"/> (Complete Part II if there is a noncash contribution.)
2		\$ _____	Person <input checked="" type="checkbox"/> Payroll <input type="checkbox"/> Noncash <input type="checkbox"/> (Complete Part II if there is a noncash contribution.)
3		\$ _____	Person <input checked="" type="checkbox"/> Payroll <input type="checkbox"/> Noncash <input type="checkbox"/> (Complete Part II if there is a noncash contribution.)
4		\$ _____	Person <input checked="" type="checkbox"/> Payroll <input type="checkbox"/> Noncash <input type="checkbox"/> (Complete Part II if there is a noncash contribution.)
5	LAURENCE C. LEEDS, JR. C/O LIPSKY GOODKIN & CO 120 W 45 ST NEW YORK, NY 10036	\$ 3900.	Person <input checked="" type="checkbox"/> Payroll <input type="checkbox"/> Noncash <input type="checkbox"/> (Complete Part II if there is a noncash contribution.)
		\$ _____	Person <input type="checkbox"/> Payroll <input type="checkbox"/> Noncash <input type="checkbox"/> (Complete Part II if there is a noncash contribution.)

---



---

Form 990-PF Dividends and Interest from Securities Statement 1

---

Source	Gross Amount	Capital Gains Dividends	Column (A) Amount
DIVIDENDS - SEE SCH K-1 SUMMARY	32051.	0.	32051.
INTEREST INCOME - SEE SCH K-1 SUMMARY	5786.	0.	5786.
MORGAN STANLEY #9240	113811.	0.	113811.
MORGAN STANLEY #9242	33626.	0.	33626.
MORGAN STANLEY #CDBK	9654.	0.	9654.
Total to Form 990-PF, Part I, ln 4	194928.	0.	194928.

---



---

Form 990-PF Other Income Statement 2

---

Description	(a) Revenue Per Books	(b) Net Invest- ment Income	(c) Adjusted Net Income
PER SCH K-1 SUMMARY - STOCK LENDING INCOME	-37592.	-37592.	
PER SCH K-1 SUMMARY - OTHER ORDINARY INCOME	-57454.	-57454.	
IRC SEC 988 INCOME	-1.	-1.	
SWAP RELATED INCOME	-9900.	-9900.	
Total to Form 990-PF, Part I, line 11	-104947.	-104947.	

---



---

Form 990-PF Accounting Fees Statement 3

---

Description	(a) Expenses Per Books	(b) Net Invest- ment Income	(c) Adjusted Net Income	(d) Charitable Purposes
ACCOUNTING	4200.	2100.		2100.
To Form 990-PF, Pg 1, ln 16b	4200.	2100.		2100.



Form 990-PF  
UNEMPLOYMENT PAYMENT OF ESTIMATED TAX WORKSHEET

Name(s) LEEDS FAMILY FOUNDATION C/O LIPSKY GOODKIN & CO	Identifying Number 13-7219856
---	----------------------------------

(A) *Date	(B) Amount	(C) Adjusted Balance Due	(D) Number Days Balance Due	(E) Daily Penalty Rate	(F) Penalty
		-0-			
05/15/09	6618.	6618.			
05/15/09	-17500.	-10882.			
06/15/09	6619.	-4263.			
09/15/09	6618.	2355.	91	.000109589	23.
12/15/09	6618.	8973.	151	.000109589	148.

Penalty Due (Sum of Column F) 171.

\* Date of estimated tax payment, withholding credit date or installment due date

Form 990-PF	Other Professional Fees			Statement 4
Description	(a) Expenses Per Books	(b) Net Invest- ment Income	(c) Adjusted Net Income	(d) Charitable Purposes
PER SCH K-1 SUMMARY	25307.	25307.		0.
To Form 990-PF, Pg 1, ln 16c	25307.	25307.		0.

Form 990-PF	Taxes			Statement 5
Description	(a) Expenses Per Books	(b) Net Invest- ment Income	(c) Adjusted Net Income	(d) Charitable Purposes
FEDERAL EXCISE TAXES - 2008 EXTENSION	10000.	0.		10000.
To Form 990-PF, Pg 1, ln 18	10000.	0.		10000.

Form 990-PF	Other Expenses			Statement 6
Description	(a) Expenses Per Books	(b) Net Invest- ment Income	(c) Adjusted Net Income	(d) Charitable Purposes
BANK CHARGES	91.	0.		91.
NYS FILING FEE	750.	0.		750.
SHORT DIVIDENDS	110676.	110676.		0.
INTEREST EXPENSE - SCH K-1 SUMMARY	86782.	86782.		0.
OTHER ORDINARY EXPENSES - SCH K-1 SUMMARY	17619.	17619.		0.
MISC INVESTMENT EXPENSE	525.	525.		0.
PENALTIES & INTEREST	860.	0.		860.
To Form 990-PF, Pg 1, ln 23	217303.	215602.		1701.

Form 990-PF Corporate Stock Statement 7

Description	Book Value	Fair Market Value
CORPORATE STOCK	14186183.	20045177.
SHORT STOCK POSITIONS	-9412322.	-10109014.
Total to Form 990-PF, Part II, line 10b	4773861.	9936163.

Form 990-PF Corporate Bonds Statement 8

Description	Book Value	Fair Market Value
BONDS	6621.	8160.
Total to Form 990-PF, Part II, line 10c	6621.	8160.

Form 990-PF Other Investments Statement 9

Description	Valuation Method	Book Value	Fair Market Value
INVESTMENT IN LLC	FMV	5318373.	5318373.
Total to Form 990-PF, Part II, line 13		5318373.	5318373.

Form 990-PF

List of Substantial Contributors  
Part VII-A, Line 10

Statement 10

<u>Name of Contributor</u>	<u>Address</u>
LAURENCE C. LEEDS, JR.	C/O LIPSKY GOODKIN 120 W 45 ST NEW YORK, NY 10036
DALIA LEEDS	C/O LIPSKY GOODKIN 120 W 45 ST NEW YORK, NY 10036

Form 990-PF

Part XV - Line 1a  
List of Foundation Managers

Statement 11

<u>Name of Manager</u>
LAURENCE C. LEEDS, JR.
DALIA LEEDS

Form 990-PF

## Other Revenue

Statement 12

<u>Description</u>	<u>Bus Code</u>	<u>Unrelated Business Inc</u>	<u>Excl Code</u>	<u>Excluded Amount</u>	<u>Related or Exempt Func-tion Income</u>
PER SCH K-1 SUMMARY - STOCK LENDING INCOME				-37592.	0.
PER SCH K-1 SUMMARY - OTHER ORDINARY INCOME				-57454.	0.
IRC SEC 988 INCOME				-1.	0.
SWAP RELATED INCOME				-9900.	0.
Total to Form 990-PF, Pg 11, ln 11				-104947.	

THE LEEDS FAMILY FOUNDATION  
LIST OF CONTRIBUTIONS  
2009

DATE	NAME OF DONEE	AMOUNT
01/06/09	LINCOLN CENTER THEATRE	3,570 00
01/15/09	THIRTEEN	150.00
01/15/09	CELEBRATE THE BEAT	200.00
01/15/09	THE CARNEGIE HALL SOCIETY	350 00
01/20/09	LINCOLN CENTER FOR THE PERFORMING ARTS	2,400 00
02/04/09	BREAST CANCER RESEARCH FOUNDATION	6,600 00
02/04/09	THE JEWISH MUSEUM	2,200 00
02/26/09	COMPETITIVE ENTERPRISE INSTITUTE	100 00
02/26/09	SOLOMON R. GUGGENHEIM FOUNDATION	125.00
03/10/09	THE JEWISH MUSEUM	120 00
03/11/09	PHOENIX HOUSE DEVELOPMENT FUND	1,250 00
03/11/09	CASA	750 00
03/31/09	THE BROTHERHOOD SYNAGOGUE	1,800.00
04/01/09	THE HERITAGE FOUNDATION	100.00
04/01/09	THE METROPOLITAN MUSEUM OF ART	1,350 00
04/01/09	HARLEM CHILDREN'S ZONE	1,300 00
04/01/09	ALZHEIMER'S DRUG DISCOVERY FOUNDATION	1,165.00
04/02/09	CANCER RESEARCH INSTITUTE	1,170 00
04/08/09	FILM SOCIETY OF LINCOLN CENTER	1,250.00
04/14/09	THE BROTHERHOOD SYNAGOGUE	1,575.00
04/14/09	THE AMERICAN HOSPITAL IN PARIS FOUNDATION	572.00
04/14/09	UJA-FEDERATION OF NEW YORK	375.00
04/14/09	COMMISSIONE GIOVANI	100 00
04/21/09	THE FILM SOCIETY OF LINCOLN CENTER	4,075 00
04/22/09	NATIONAL MARFAN FOUNDATION	500 00
04/24/09	YALE ALUMNI FUND	100.00
04/24/09	RONALD MCDONALD HOUSE OF NY	1,800 00
04/24/09	THE AMERICAN CANCER SOCIETY	500 00
04/29/09	TEACH FOR AMERICA	1,040 00
05/06/09	LINCOLN CENTER FOR THE PERFORMING ARTS	2,250.00
05/07/09	A.C.E.	1,315 00
05/07/09	EDUCATION FOUNDATION FOR FASHION INDUSTRIES	1,475 00
05/07/09	THE FRESH AIR FUND	2,375.00
05/08/09	EDWIN GOULD SERVICES FOR CHILDREN & FAMILIES	840 00
05/15/09	YALE ALUMNI FUND	900.00
05/15/09	THE LAWRENCEVILLE FUND	500.00
06/02/09	THE GORDON PARKS FOUNDATION	1,000 00
06/04/09	THE BROTHERHOOD SYNAGOGUE	250.00
06/05/09	ADL	500 00
06/05/09	FRIENDS OF THE HIGHLINE	2,300.00
06/05/09	THE BACHMANN STRAUSS FOUNDATION	2,000 00
06/16/09	UJA-FEDERATION OF NEW YORK	10,000 00
07/01/09	THE MANHATTAN INSTITUTE	1,000 00
07/16/09	PROSTATE CANCER FOUNDATION	20,000 00
07/16/09	PREP FOR PREP	50,000 00
07/28/09	APPEAL OF CONSCIENCE FOUNDATION	800 00
08/07/09	ALUMNI FRIENDS OF ISRAELI PHILHARMONIC ORCH	15,000 00
08/11/09	LINCOLN CENTER FOR THE PERFORMING ARTS	2,500 00

THE LEEDS FAMILY FOUNDATION  
LIST OF CONTRIBUTIONS  
2009

DATE	NAME OF DONEE	AMOUNT
08/19/09	NEW YORK PHILHARMONIC	4,600.00
08/19/09	NATIONAL RIGHT TO WORK FOUNDATION	100 00
08/25/09	NEW YORK HISTORICAL SOCIETY	1,550.00
08/25/09	CARAMOOR CENTER FOR MUSIC & ARTS	2,050 00
08/25/09	THE HERITAGE FOUNDATION	100 00
09/03/09	CARNEGIE HALL SOCIETY	4,440.00
09/15/09	STATE POLICY NETWORK	100 00
09/29/09	AMERICAN FRIENDS OF ISRAEL MUSEUM	2,200.00
09/29/09	D A R E AMERICA	2,700 00
09/30/09	TURN OF RIVER FIRE DEPARTMENT	100 00
09/30/09	NEW YORK LANDMARKS CONSERVATORY	2,500.00
10/07/09	YALE UNIVERSITY CLASS OF 1950	75 00
10/15/09	TAX FOUNDATION	250 00
10/15/09	CELEBRATE THE BEAT	250 00
10/15/09	U.S HOLOCAUST MEMORIAL MUSEUM	150.00
10/15/09	MUSEUM OF ARTS & DESIGN	2,620 00
10/16/09	YALE UNIVERSITY	200,000 00
10/21/09	CHRISTIANS FOR FAIR WITNESS ON THE MIDDLE EAST	1,000.00
10/30/09	COALITION FOR A SECURE DRIVER'S LICENSE	500 00
11/03/09	NEW YORK JUNIOR TENNIS LEAGUE	10,000 00
11/16/09	NEW YORK CARES	1,000 00
11/17/09	INTERNATIONAL CENTER OF PHOTOGRAPHY	250 00
11/17/09	NATIONAL RIGHT TO WORK FOUNDATION	125 00
11/17/09	THE HERITAGE FOUNDATION	100.00
11/20/09	PROSTATE CANCER FOUNDATION	2,500.00
11/23/09	THE GEORGE WASHINGTON INSTITUTE	5,000.00
11/30/09	AMERICAN FRIENDS OF THE OPEN UNIV OF ISRAEL	800.00
12/02/09	ALZHEIMER'S DRUG DISCOVERY FOUNDATION	2,500 00
12/02/09	THE WHARTON FUND-BAKER INITIATIVE	2,500 00
12/09/09	KIDS OF NYU FOUNDATION	1,000 00
12/09/09	IPTF	1,000 00
12/09/09	ELIE WIESEL FOUNDATION FOR HUMANITY	10,000 00
12/15/09	LINCOLN CENTER THEATRE	3,320.00
12/15/09	LINCON CENTER INSTITUTE	2,500 00
12/15/09	BIRTHRIGHT ISRAEL FOUNDATION	5,000 00
12/31/09	FASHION INSTITUTE OF TECHONOLOGY	25,000 00
TOTALS		<u>449,472 00</u>

LEEDS FAMILY FOUNDATION  
 REALIZED PROFIT AND LOSS SUMMARY  
 2009

	<b>GROSS RECEIPTS</b>	<b>COST BASIS</b>	<b>GAIN OR (LOSS)</b>
PER ATTACHED SCHEDULE #038C92429 COST BASIS ADJUSTMENT	32,177,569 48	31,812,713 08 (644,187 47)	364,856 40 644,187 47
PER ATTACHED SCHEDULE #038C92403 COST BASIS ADJUSTMENT	10,344,888 16	9,764,698 82 (46,434 70)	580,189 34 46,434 70
PER ATTACHED SCHEDULE #038CDBKG5 COST BASIS ADJUSTMENT	163,513 73	199,707 40 (149,810 71)	(36,193 67) 149,810 71
<u>SUBTOTAL</u>	42,685,971 37	40,936,686 42	1,749,284 95

**PER SCHEDULE K-1 SUMMARY**

BUCKINGHAM RAF PARTNERS

SHORT TERM CAPITAL LOSS	(13,238)	-	(13,238 00)
LONG TERM CAPITAL LOSS	(53,841)	-	(53,841 00)

CRITERION HORIZONS FUND

SHORT TERM CAPITAL LOSS	(247 00)		(247 00)
LONG TERM CAPITAL LOSS	(2,635 00)		(2,635 00)

CRITERION CAPITAL PARTNERS LP

SHORT TERM CAPITAL LOSS	(17,879)	-	(17,879 00)
LONG TERM CAPITAL LOSS	(44,231)	-	(44,231 00)

**LITIGATION SETTLEMENT**

LOUISIANA MUNICIPAL EMPLOYEES  
 RETIREMENT SYSTEM ET AL V  
 DELOITTE & TOUCHE (RECEIVED  
 6/30/09)

118 70	-	118 70
--------	---	--------

TOTALS

42,554,019 07	40,936,686 42	1,617,332 65
---------------	---------------	--------------

LEEDS FAMILY FOUNDATION  
SUMMARY OF SCHEDULE K-1s FROM PARTNERSHIPS  
2009

	BUCKINGHAM RAF PARTNERS EIN 32-0000453	CRITERION HORIZONS FUND EIN 03-0577167	CRITERION CAPITAL PARTNERS LP EIN 13-7219856	TOTAL
BEGINNING CAPITAL ACCOUNT	1,461,998	1,932,763	1,004,229	4,398,990
DIVIDENDS	9,407	15,002	7,642	32,051
INTEREST INCOME	4,608		1,178	5,786
SHORT TERM CAPITAL GAIN OR (LOSS)	(13,238)	(247)	(17,879)	(31,364) A
LONG TERM CAPITAL GAIN OR (LOSS)	(53,841)	(2,635)	(44,231)	(100,707) A
SWAP RELATED INCOME OR (LOSS)	(9,900)			(9,900)
IRC SEC 988 GAIN OR (LOSS)			(1)	(1)
IRC SEC 1256 GAIN OR (LOSS)		(25,321)	(12,271)	(37,592)
OTHER ORDINARY INCOME		(36,948)	(20,506)	(57,454)
INVESTMENT INTEREST EXPENSE	(37,729)	(33,090)	(15,963)	(86,782)
MGMT & PROF FEES	(25,307)			(25,307)
OTHER ORDINARY EXPENSE			(17,619)	(17,619)
UNREALIZED GAIN OR (LOSS)	555,449	463,031	229,792	1,248,272
ENDING CAPITAL ACCOUNT	<u>1,891,447</u>	<u>2,312,555</u>	<u>1,114,371</u>	<u>5,318,373</u>

A = REPORTED ON FORM 990-PF, PART IV, COL (h) (132,071)



Buckingham Capital Management  
**REALIZED GAINS AND LOSSES**  
*Leeds Family Foundation – Diversified*  
**038C92403**  
*From 01-01-09 Through 12-31-09*

Open Date	Close Date	Quantity	Security	Cost Basis	Proceeds	Gain Or Loss	
						Short Term	Long Term
12-16-08	01-06-09	900	TRANSOCFAN LTD	50,564.79	51,321.67	756.88	
03-19-08	01-07-09	200	MSC INDL DIRECT INC CL A COM STK	8,076.44	7,067.48	-1,008.96	
03-19-08	01-07-09	100	MSC INDL DIRECT INC CL A COM STK	4,013.22	3,533.74	-479.48	
12-16-08	01-09-09	400	ULTRASHORT FINANCIALS PROSHA	42,738.12	46,569.57	3,831.45	
12-03-08	01-09-09	1,000	SLM CORP COM STK	7,126.50	10,642.74	3,516.24	
12-04-08	01-09-09	400	SLM CORP COM STK	2,839.92	4,257.10	1,417.18	
12-02-08	01-09-09	200	SLM CORP COM STK	1,401.86	2,128.55	726.69	
12-05-08	01-09-09	400	SLM CORP COM STK	2,742.56	4,257.09	1,514.53	
12-16-08	01-12-09	400	ULTRASHORT FINANCIALS PROSHA	42,738.12	50,833.47	8,095.35	
12-31-08	01-12-09	100	ULTRASHORT FINANCIALS PROSHA	10,472.57	12,708.37	2,235.80	
10-24-08	01-14-09	-100	LVMH MOET	5,389.37	5,902.67	513.30	
10-23-08	01-14-09	-100	LVMH MOET	5,389.37	6,468.94	1,079.57	
10-22-08	01-14-09	-200	LVMH MOET	10,778.73	13,609.29	2,830.56	
10-15-08	01-14-09	-400	LVMH MOET	21,557.47	29,828.26	8,270.79	
09-11-08	01-14-09	-200	P F CHANG'S CHINA BISTRO INC COM STK	3,557.68	5,032.31	1,474.63	
08-05-08	01-14-09	-100	P F CHANG'S CHINA BISTRO INC COM STK	1,778.84	2,815.47	1,036.63	
12-31-08	01-14-09	400	ULTRASHORT FINANCIALS PROSHA	41,890.28	54,810.37	12,920.09	
11-25-08	01-15-09	-100	NEW ORIENTAL EDUCATION & TECHNOLOGY GROU	5,185.61	4,728.97	-456.64	
12-08-08	01-15-09	-200	NEW ORIENTAL EDUCATION & TECHNOLOGY GROU	10,371.22	10,605.24	234.02	
10-14-08	01-15-09	-200	NEW ORIENTAL EDUCATION & TECHNOLOGY GROU	10,371.22	11,831.61	1,460.39	
11-25-08	01-21-09	-100	POLO RALPH LAUREN CORP CL A COM STK	3,762.15	3,862.26	100.11	
01-15-09	01-22-09	900	AMERICAN EAGLE OUTFITTERS INC COM STK	8,818.83	8,219.92	-598.91	
01-15-09	01-22-09	500	AMERICAN EAGLE OUTFITTERS INC COM STK	4,899.35	4,640.97	-258.38	
04-13-07	01-22-09	1,553	MIRANI CORP NEW COM STK	69,807.35	27,579.11		-42,228.24

Please note: Buckingham Capital Management does not render advice on tax matters to clients. This information is not intended as tax advice, and you should consult with your own advisors on such decision. This report may not contain all information necessary to make a tax decision, for example this report does not take into account adjustments due to wash sales.

Buckingham Capital Management  
**REALIZED GAINS AND LOSSES**  
*Leeds Family Foundation – Diversified*  
**038C92403**  
*From 01-01-09 Through 12-31-09*

Open Date	Close Date	Quantity	Security	Cost Basis	Proceeds	Gain Or Loss	
						Short Term	Long Term
07-31-07	01-22-09	147	MIRANT CORP NEW COM STK	5,765 40	2,610 51		-3,154 89
07-31-07	01-22-09	53	MIRANT CORP NEW COM STK	2,078 68	940 99		-1,137 69
08-02-07	01-22-09	200	MIRANT CORP NEW COM STK	7,682 66	3,550 92		-4,131 74
08-03-07	01-22-09	47	MIRANT CORP NEW COM STK	1,753 81	834 47		-919 34
08-03-07	01-22-09	53	MIRANT CORP NLW COM STK	1 977 70	946 04		-1,031 66
09-29-08	01-22-09	47	MIRANT CORP NEW COM STK	871 81	838 94	-32 87	
01-14-09	01-23-09	-900	DAIMLERCHRYSLER AG COM	24,275 79	29,446 30	5,170 51	
09-29-08	01-23-09	953	MIRANT CORP NEW COM STK	17,677 29	16,837 31	-839 98	
10-14-08	01-23-09	400	MIRANT CORP NEW COM STK	6,997 12	7,067 08	69 96	
01-14-09	01-23-09	200	WARNACO GROUP INC COM STK	3,383 00	3 999 33	616 33	
01-14-09	01-23-09	100	WARNACO GROUP INC COM STK	1,646 78	1,999 67	352 89	
01-15-09	01-26-09	-500	INTERNATIONAL PAPER CO COM STK	5,643 40	5,032 97	-610 43	
01-15-09	01-26-09	1,100	TEMPLE-INLAND INC COM STK	3,756 50	5,126 08	1,369 58	
01-15-09	01-26-09	500	TEMPLE-INLAND INC COM STK	1,707 50	2,349 88	642 38	
01-15-09	01-26-09	200	TEMPLE-INLAND INC COM STK	683 00	930 99	247 99	
10-22-08	01-27-09	-200	DINEEQUITY INC COM STK	1,647 20	1,541 39	-105 81	
01-15-09	01-27-09	500	TEMPLE-INLAND INC COM STK	1,780 30	2,331 18	550 88	
01-15-09	01-27-09	1,300	TEMPLE-INLAND INC COM STK	4,628 78	5,920 16	1,291 38	
01-15-09	01-27-09	900	TEMPLE-INLAND INC COM STK	3,204 54	4,098 58	894 04	
10-22-08	01-29-09	-100	DINEEQUITY INC COM STK	911 53	770 69	-140 84	
01-15-09	01-29-09	2,700	TEMPLE-INLAND INC COM STK	9,613 62	15,377 22	5,763 60	
12-01-08	01-30-09	-300	BLD BATH BEYOND INC COM STK	6,973 53	5,832 53	-1,141 00	
12-03-08	01-30-09	-100	BED BATH BFYOND INC COM STK	2,324 51	2,183 19	-141 32	
10-27-08	01-30-09	-200	DINEEQUITY INC COM STK	1,760 06	1,630 99	-129 07	

Please note Buckingham Capital Management does not render advice on tax matters to clients. This information is not intended as tax advice, and you should consult with your own advisors on such decision. This report may not contain all information necessary to make a tax decision, for example this report does not take into account adjustments due to wash sales.

Buckingham Capital Management  
**REALIZED GAINS AND LOSSES**  
*Leeds Family Foundation – Diversified*  
**038C92403**  
*From 01-01-09 Through 12-31-09*

Open Date	Close Date	Quantity	Security	Cost Basis	Proceeds	Gain Or Loss	
						Short Term	Long Term
01-15-09	01-30-09	-800	INTERNATIONAL PAPER CO COM STK	7,654.40	8,052.75	398.35	
06-19-08	01-30-09	-200	SPDR S&P RFTAIL ETF	3,927.14	6,269.96	2,342.82	
03-04-08	01-30-09	-700	SPDR S&P RETAIL ETF	13,744.99	22,137.96	8,392.97	
01-14-09	02-02-09	-300	BORGWARNER INC COM STK	5,262.00	5,789.51	527.51	
10-27-08	02-02-09	-100	DINEEQUITY INC COM STK	843.78	815.49	-28.29	
10-27-08	02-02-09	-100	DINEEQUITY INC COM STK	843.78	824.41	-19.38	
01-15-09	02-02-09	-500	INTERNATIONAL PAPER CO COM STK	4,043.40	5,032.97	989.57	
11-25-08	02-02-09	-300	POLO RALPH LAUREN CORP CL A COM STK	11,911.38	11,586.77	-324.61	
11-25-08	02-02-09	-100	POLO RALPH LAUREN CORP CL A COM STK	3,971.49	3,862.26	-109.23	
10-30-08	02-02-09	900	TEMPLE-INLAND INC COM STK	4,674.33	5,091.45	417.12	
01-14-09	02-03-09	-200	BORGWARNER INC COM STK	3,527.60	3,859.68	332.08	
12-01-08	02-03-09	-100	BORGWARNER INC COM STK	1,763.80	2,216.20	452.40	
12-01-08	02-03-09	-200	BORGWARNER INC COM STK	3,558.70	4,432.39	873.69	
10-27-08	02-03-09	-100	DINEEQUITY INC COM STK	867.42	824.41	-43.02	
11-24-08	02-03-09	-100	DINEEQUITY INC COM STK	867.42	833.98	-33.45	
01-15-09	02-03-09	-400	INTERNATIONAL PAPER CO COM STK	3,351.40	4,026.38	674.98	
11-25-08	02-03-09	-300	POLO RALPH LAUREN CORP CL A COM STK	12,048.90	11,586.77	-462.13	
11-24-08	02-04-09	-100	DINEEQUITY INC COM STK	858.78	833.98	-24.81	
01-15-09	02-04-09	-500	INTERNATIONAL PAPER CO COM STK	4,099.70	5,032.97	933.27	
11-25-08	02-04-09	-100	POLO RALPH LAUREN CORP CL A COM STK	3,885.00	3,862.26	-22.74	
11-24-08	02-05-09	-200	CHIPOTLE MEXICAN GRILL INC COM	10,236.92	8,280.95	-1,955.97	
10-15-08	02-05-09	-400	CHIPOTLE MEXICAN GRILL INC COM	20,473.84	17,203.42	-3,270.42	
11-18-08	02-05-09	-100	CHIPOTLE MEXICAN GRILL INC COM	5,093.14	4,337.59	-755.55	
11-14-08	02-05-09	-100	CHIPOTLE MEXICAN GRILL INC COM	5,093.14	4,343.06	-750.08	
11-24-08	02-05-09	-200	DINEEQUITY INC COM STK	1,812.72	1,667.95	-144.77	

Please note: Buckingham Capital Management does not render advice on tax matters to clients. This information is not intended as tax advice, and you should consult with your own advisors on such decision. This report may not contain all information necessary to make a tax decision, for example this report does not take into account adjustments due to wash sales.

Buckingham Capital Management  
**REALIZED GAINS AND LOSSES**  
*Leeds Family Foundation – Diversified*  
**038C92403**  
*From 01-01-09 Through 12-31-09*

Open Date	Close Date	Quantity	Security	Cost Basis	Proceeds	Gain Or Loss	
						Short Term	Long Term
10-27-08	02-05-09	-100	DINEEQUITY INC COM STK	906 36	838 27	-68 10	
01-15-09	02-05-09	-300	INTERNATIONAL PAPER CO COM STK	2,422 32	3,019 78	597 46	
01-27-09	02-05-09	-500	INTERNATIONAL PAPER CO COM STK	4,037 20	5,453 21	1,416 01	
10-30-08	02-05-09	-100	POLO RALPH LAUREN CORP CL A COM STK	3,987 71	4,350 25	362 54	
10-31-08	02-05-09	-200	POLO RALPH LAUREN CORP CL A COM STK	8 078 68	8,948 88	870 20	
11-21-08	02-05-09	-200	VORNADO REALTY TRUST COM REIT	9,842 32	8,039 41	-1,802 91	
11-24-08	02-05-09	-300	VORNADO REALTY TRUST COM REIT	14,763 48	14 014 87	-748 61	
11-25-08	02-05-09	-100	VORNADO REALTY TRUST COM REIT	4 921 16	4,935 11	13 95	
12-04-08	02-05-09	-200	VORNADO REALTY TRUST COM REIT	9,842 32	10,801 53	959 21	
01-09-09	02-05-09	-26	PUT - GM 100 @ 4 EXP 03/21/2009 GENERAL	4,628 00	4,090 81	-537 19	
11-13-08	02-06-09	-100	CHIPOTLE MEXICAN GRILL INC COM	5,249 22	4,375 01	-874 21	
12-01-08	02-06-09	-100	CHIPOTLE MEXICAN GRILL INC COM	5,249 22	4,755 95	-493 27	
11-07-08	02-06-09	-400	POLO RALPH LAUREN CORP CL A COM STK	16,745 72	18,542 25	1,796 53	
11-05-08	02-06-09	-200	POLO RALPH LAUREN CORP CL A COM STK	8,523 06	10,232 66	1,709 60	
11-05-08	02-06-09	-200	POLO RALPH LAUREN CORP CL A COM STK	8,484 22	10,232 66	1,748 44	
02-03-09	02-09-09	-300	MCDONALDS COM	17,521 95	17,292 83	-229 12	
02-02-09	02-09-09	-500	MCDONALDS COM	29,203 25	29 004 68	-198 57	
12-03-08	02-10-09	-300	BED BATH BEYOND INC COM STK	6,865 68	6,549 56	-316 12	
03-20-08	02-10-09	-100	BED BATH BEYOND INC COM STK	2,288 56	3,103 19	814 63	
10-27-08	02-10-09	-500	DINEEQUITY INC COM STK	4,434 80	4,191 33	-243 48	
10-27-08	02-10-09	-100	DINEEQUITY INC COM STK	886 96	855 49	-31 47	
11-25-08	02-10-09	-200	DINEEQUITY INC COM STK	1,790 00	1,723 63	-66 37	
08-05-08	02-10-09	-200	P F CHANG'S CHINA BISTRO INC COM STK	3,629 78	5,630 95	2,001 17	
08-05-08	02-10-09	-100	P F CHANG'S CHINA BISTRO INC COM STK	1,785 15	2,815 47	1,030 32	
08-05-08	02-10-09	-100	P F CHANG'S CHINA BISTRO INC COM STK	1 785 15	2,826 27	1,041 12	

Please note Buckingham Capital Management does not render advice on tax matters to clients. This information is not intended as tax advice, and you should consult with your own advisors on such decision. This report may not contain all information necessary to make a tax decision, for example this report does not take into account adjustments due to wash sales.

Buckingham Capital Management  
**REALIZED GAINS AND LOSSES**  
*Leeds Family Foundation – Diversified*  
**038C92403**  
*From 01-01-09 Through 12-31-09*

Open Date	Close Date	Quantity	Security	Cost Basis	Proceeds	Gain Or Loss	
						Short Term	Long Term
12-01-08	02-11-09	-100	CHIPOTLE MEXICAN GRILL INC COM	4,823.12	4,755.95	-67.17	
12-03-08	02-11-09	-300	CHIPOTLE MEXICAN GRILL INC COM	14,469.36	14,465.91	-3.45	
10-14-08	02-11-09	-200	CHIPOTLE MEXICAN GRILL INC COM	9,646.24	9,807.73	161.49	
10-14-08	02-11-09	-100	CHIPOTLE MEXICAN GRILL INC COM	4,765.27	4,903.86	138.59	
10-14-08	02-11-09	-200	CHIPOTLE MEXICAN GRILL INC COM	9,577.38	9,807.73	230.35	
10-14-08	02-11-09	-300	CHIPOTLE MEXICAN GRILL INC COM	15,829.53	14,711.59	-1,117.94	
11-25-08	02-11-09	-200	DINEEQUITY INC COM STK	1,648.22	1,820.32	172.10	
11-24-08	02-11-09	-100	DINEEQUITY INC COM STK	823.50	915.49	91.99	
11-26-08	02-11-09	-100	DINEEQUITY INC COM STK	823.50	925.46	101.96	
11-26-08	02-11-09	-100	DINEEQUITY INC COM STK	800.37	925.46	125.09	
10-14-08	02-11-09	-300	DINEEQUITY INC COM STK	2,401.11	3,111.76	710.65	
10-14-08	02-11-09	-100	DINEEQUITY INC COM STK	816.50	1,037.25	220.75	
02-10-09	02-11-09	2,300	BANK OF AMERICA CORP COM STK	14,713.79	13,463.20	-1,250.59	
02-10-09	02-11-09	600	LEGG MASON INC COM STK	9,440.22	8,648.71	-791.51	
02-10-09	02-11-09	900	MORGAN STANLEY COM STK	21,049.83	19,631.94	-1,417.89	
11-17-08	02-12-09	-200	DINEEQUITY INC COM STK	1,522.20	2,210.48	688.28	
01-23-09	02-12-09	700	GILDAN ACTIVEWEAR INC COM CAD	7,677.32	5,449.67	-2,227.65	
01-23-09	02-12-09	100	GILDAN ACTIVEWEAR INC COM CAD	1,096.76	778.99	-317.77	
01-23-09	02-12-09	100	GILDAN ACTIVEWEAR INC COM CAD	1,094.09	776.99	-317.10	
02-10-09	02-13-09	2,300	BANK OF AMERICA CORP COM STK	14,713.79	12,765.15	-1,948.64	
01-23-09	02-13-09	100	GILDAN ACTIVEWEAR INC COM CAD	1,068.94	726.22	-342.72	
01-22-09	02-13-09	200	GILDAN ACTIVEWEAR INC COM CAD	2,078.46	1,452.45	-626.01	
12-03-08	02-17-09	-200	DINEEQUITY INC COM STK	1,369.74	2,309.02	939.28	
01-08-09	02-17-09	1,100	WAL-MART STORES INC COM STK	56,918.07	52,722.37	-4,195.70	

Please note Buckingham Capital Management does not render advice on tax matters to clients. This information is not intended as tax advice, and you should consult with your own advisors on such decision. This report may not contain all information necessary to make a tax decision, for example this report does not take into account adjustments due to wash sales.

Buckingham Capital Management  
**REALIZED GAINS AND LOSSES**  
*Leeds Family Foundation – Diversified*  
**038C92403**  
*From 01-01-09 Through 12-31-09*

Open Date	Close Date	Quantity	Security	Cost Basis	Proceeds	Gain Or Loss	
						Short Term	Long Term
01-14-09	02-17-09	200	WARNACO GROUP INC COM STK	3,293 56	4,301 07	1,007 51	
10-13-08	02-18-09	-200	DINEEQUITY INC COM STK	1,300 62	2,345 31	1,044 69	
10-14-08	02-18-09	100	CROWN CASTLE INTERNATIONAL COR COM STK	2,265 28	1,628 23	-637 05	
10-13-08	02-19-09	-200	DINF EQUITY INC COM STK	1,250 46	2,345 31	1,094 85	
11-11-08	02-19-09	-200	DINF EQUITY INC COM STK	1,250 46	2,464 82	1,214 36	
11-14-08	02-19-09	-100	DINF EQUITY INC COM STK	625 23	1,280 04	654 81	
09-18-07	02-20-09	-500	SPDR DOW JONES INDL AVUI SHR I	36,451 65	68,583 95	32,132 30	
11-14-08	02-20-09	-100	DINF EQUITY INC COM STK	620 85	1,280 04	659 19	
10-28-08	02-20-09	-100	DINF EQUITY INC COM STK	620 85	1,281 48	660 63	
10-28-08	02-20-09	-300	DINEEQUITY INC COM STK	1,862 55	3,908 85	2,046 30	
11-07-08	02-20-09	-100	DINEEQUITY INC COM STK	620 85	1,343 20	722 35	
09-12-08	02-20-09	-100	FEDERAL REALTY INVESTMENT TRUS COM REIT	4 230 06	7,863 61	3,633 55	
03-26-08	02-20-09	-400	ISHARES S&P SMALLCAP 600/VAL	14 990 72	26,701 15	11,710 43	
04-30-08	02-20-09	-400	ISHARES RUSSELL 2000 GROWTH	17,715 76	30,651 23	12,935 47	
09-12-08	02-20-09	-300	ISHARES DJ US REAL ESTATE	7,642 47	19,233 67	11,591 20	
09-12-08	02-20-09	-200	REGENCY CENTERS CORP	5,415 52	12,787 55	7,372 03	
12-05-08	02-20-09	-32	UDR INC COM REIT	275 62	374 83	99 21	
09-12-08	02-20-09	-400	UDR INC COM REIT	3,445 28	9,377 14	5,931 86	
01-08-09	02-20-09	400	URBAN OUTFITTERS INC COM STK	6,152 08	6,283 24	131 16	
09-18-07	02-23-09	-200	SPDR DOW JONES INDL AVUI SHR I	14,245 10	27,433 58	13,188 48	
11-07-08	02-23-09	-100	DINF EQUITY INC COM STK	601 91	1,343 20	741 29	
11-06-08	02-23-09	-100	DINF EQUITY INC COM STK	601 91	1,361 43	759 52	
11-13-08	02-23-09	-200	DINEEQUITY INC COM STK	1,203 82	2,867 92	1,664 10	

Please note Buckingham Capital Management does not render advice on tax matters to clients. This information is not intended as tax advice, and you should consult with your own advisors on such decision. This report may not contain all information necessary to make a tax decision, for example this report does not take into account adjustments due to wash sales.

Buckingham Capital Management  
**REALIZED GAINS AND LOSSES**  
*Leeds Family Foundation – Diversified*  
**038C92403**  
*From 01-01-09 Through 12-31-09*

Open Date	Close Date	Quantity	Security	Cost Basis	Proceeds	Gain Or Loss	
						Short Term	Long Term
10-31-08	02-23-09	-100	DINEEQUITY INC COM STK	601 91	1,657 56	1,055 65	
10-30-08	02-23-09	-200	DINEEQUITY INC COM STK	1,203 82	3,479 92	2,276 10	
10-29-08	02-23-09	-300	DINEEQUITY INC COM STK	1,805 73	5,304 39	3,498 66	
08-05-08	02-23-09	-200	P F CHANG'S CHINA BISTRO INC COM STK	3,832 36	5,652 55	1,820 19	
01-14-09	02-24-09	100	GILDAN ACTIVEWEAR INC COM CAD	1,110 99	671 72	-439 27	
01-14-09	02-25-09	100	GILDAN ACTIVEWEAR INC COM CAD	1,110 99	691 99	-419 00	
02-20-09	02-27-09	-700	EATON CORP COM STK	25,972 80	28,287 75	2,314 95	
08-05-08	02-27-09	-100	P F CHANG'S CHINA BISTRO INC COM STK	1,896 17	2,826 27	930 10	
02-25-09	02-27-09	1 500	TEMPLE-INLAND INC COM STK	7,153 05	7,164 40	11 35	
02-24-09	02-27-09	-400	TEMPLE-INLAND INC COM STK	1,697 96	1,910 51	212 55	
08-14-08	03-02-09	1,500	LOUISIANA-PAC CORP COM STK	15,237 45	1,800 28	-13,437 17	
08-11-08	03-02-09	100	LOUISIANA-PAC CORP COM STK	1,000 04	120 02	-880 02	
08-11-08	03-02-09	1,600	LOUISIANA-PAC CORP COM STK	16,000 64	1 895 98	-14,104 66	
08-11-08	03-03-09	1 500	LOUISIANA-PAC CORP COM STK	15 000 60	1,953 73	-13,046 87	
03-04-09	03-05-09	-2 000	CAITRPILLAR INC COM	47,230 20	50,962 91	3,732 71	
02-20-09	03-05-09	-1,100	EXXON MOBIL CORP COM STK	69,537 60	78,664 62	9,127 02	
02-23-09	03-05-09	-400	EXXON MOBIL CORP COM STK	25,286 40	28,648 91	3,362 51	
02-25-09	03-05-09	-300	EXXON MOBIL CORP COM STK	18 964 80	21,935 67	2,970 87	
01-08-09	03-05-09	600	URBAN OUTFITTERS INC COM STK	9,228 12	8,560 03	-668 09	
02-25-09	03-06-09	-500	EXXON MOBIL CORP COM STK	31,238 55	36,559 44	5,320 89	
02-26-09	03-06-09	-400	EXXON MOBIL CORP COM STK	24,990 84	29,314 03	4,323 19	
01-08-09	03-06-09	200	URBAN OUTFITTERS INC COM STK	3,076 04	2,820 66	-255 38	
02-11-09	03-10-09	-200	WMS INDUSTRIES INC COM STK	3,544 36	3,636 47	92 11	
02-09-09	03-10-09	-100	WMS INDUSTRIES INC COM STK	1,772 18	1,960 24	188 06	

Please note Buckingham Capital Management does not render advice on tax matters to clients. This information is not intended as tax advice, and you should consult with your own advisors on such decision. This report may not contain all information necessary to make a tax decision, for example this report does not take into account adjustments due to wash sales.

Buckingham Capital Management  
**REALIZED GAINS AND LOSSES**  
*Leeds Family Foundation – Diversified*  
**038C92403**

*From 01-01-09 Through 12-31-09*

Open Date	Close Date	Quantity	Security	Cost Basis	Proceeds	Gain Or Loss	
						Short Term	Long Term
02-06-09	03-10-09	-100	WMS INDUSTRIES INC COM STK	1,772.18	1,965.06	192.88	
02-27-09	03-10-09	500	LENNAR CORP CL A COM STK	3,411.55	3,746.77	335.22	
01-14-09	03-11-09	600	J CREW GROUP INC	5,610.00	6,320.90	710.90	
03-20-08	03-12-09	-300	BED BATH BEYOND INC COM STK	6,765.06	9,309.56	2,544.50	
10-14-08	03-12-09	-500	WW GRAINGER INC COM STK	33,050.95	42,117.31	9,066.36	
02-06-09	03-12-09	-200	WMS INDUSTRIES INC COM STK	3,667.00	3,930.12	263.12	
10-14-08	03-12-09	700	CROWN CASTLE INTERNATIONAL CORP COM STK	15,856.96	14,040.31	-1,816.65	
02-24-09	03-12-09	1,400	CIT GROUP INC NEW COM STK	2,602.04	3,643.19	1,041.15	
02-24-09	03-12-09	1,400	CIT GROUP INC NEW COM STK	2,602.04	3,670.91	1,068.87	
02-20-09	03-12-09	400	CENTEX CORP COM STK	2,645.52	2,861.74	216.22	
03-04-09	03-12-09	900	GYMBORÉE CORP COM STK	14,183.37	16,496.09	2,312.72	
01-14-09	03-12-09	1,000	J CREW GROUP INC	9,350.00	10,878.53	1,528.53	
02-27-09	03-12-09	500	LENNAR CORP CL A COM STK	3,411.55	4,166.67	755.12	
02-24-09	03-12-09	1,100	MCDONALDS COM	60,049.11	57,396.02	-2,653.09	
02-20-09	03-12-09	300	M D C HLDGS INC MEDIUM TERM SR COM STK	7,784.67	8,447.38	662.71	
02-20-09	03-12-09	300	MORGAN STANLEY COM STK	5,704.65	7,102.49	1,397.84	
02-24-09	03-12-09	900	MSC INDL DIRECT INC CL A COM STK	28,441.26	27,448.13	-993.13	
03-10-09	03-12-09	1,100	PHILIPS-VAN HEUSEN CORP COM STK	17,524.10	18,296.30	772.20	
02-20-09	03-12-09	300	THE RYLAND GROUP INC COM STK	4,523.37	4,664.28	140.91	
02-25-09	03-12-09	900	SCHLUMBERGER USD 01 COM	34,706.07	35,316.34	610.27	
01-08-09	03-12-09	700	URBAN OUTFITTERS INC COM STK	10,766.14	11,980.43	1,214.29	
03-11-09	03-12-09	100	WARNACO GROUP INC COM STK	1,959.19	2,008.47	49.28	
03-11-09	03-12-09	100	WARNACO GROUP INC COM STK	1,932.24	2,008.47	76.23	
03-11-09	03-12-09	100	WARNACO GROUP INC COM STK	1,923.55	2,008.47	84.92	
03-11-09	03-12-09	100	WARNACO GROUP INC COM STK	1,866.73	2,008.47	141.74	

Please note Buckingham Capital Management does not render advice on tax matters to clients. This information is not intended as tax advice, and you should consult with your own advisors on such decision. This report may not contain all information necessary to make a tax decision, for example this report does not take into account adjustments due to wash sales.



Buckingham Capital Management  
**REALIZED GAINS AND LOSSES**  
*Leeds Family Foundation – Diversified*  
**038C92403**  
*From 01-01-09 Through 12-31-09*

Open Date	Close Date	Quantity	Security	Cost Basis	Proceeds	Gain Or Loss	
						Short Term	Long Term
03-10-09	03-12-09	100	WARNACO GROUP INC COM STK	1,825 44	2,008 47	183 03	
03-10-09	03-12-09	100	WARNACO GROUP INC COM STK	1,815 83	2,008 46	192 63	
03-10-09	03-12-09	100	WARNACO GROUP INC COM STK	1,815 68	2,008 47	192 79	
03-10-09	03-12-09	100	WARNACO GROUP INC COM STK	1,814 97	2,008 46	193 49	
02-23-09	03-13-09	200	SCHLUMBERGER USD 01 COM	7,427 62	7,998 75	571 13	
02-20-09	03-13-09	600	SCHI UMBERGER USD 01 COM	22,121 76	23,553 88	1,432 12	
02-06-09	03-18-09	-500	WMS INDUSTRIES INC COM STK	10 715 50	9,825 29	-890 21	
02-06-09	03-18-09	-100	WMS INDUSTRIES INC COM STK	2,143 10	1,976 68	-166 42	
02-06-09	03-18-09	-300	WMS INDUSTRIES INC COM STK	6,515 34	5,930 03	-585 31	
02-06-09	03-18-09	-200	WMS INDUSTRIES INC COM STK	4,343 56	3,976 97	-366 59	
02-20-09	03-18-09	600	BANK NEW YORK MELLON CORP COM STK	13,686 96	16,032 21	2,345 25	
02-20-09	03-18-09	700	CENTEX CORP COM STK	4,629 66	5,843 35	1,213 69	
02-23-09	03-18-09	400	FORESTAR GROUP INC COM STK	2,904 64	2,910 70	6 06	
02-23-09	03-18-09	900	FORESTAR GROUP INC COM STK	6,524 37	6,549 08	24 71	
01-14-09	03-18-09	100	GILDAN ACTIVEWEAR INC COM CAD	1,110 99	775 79	-335 20	
01-15-09	03-18-09	400	GILDAN ACTIVEWEAR INC COM CAD	4,430 64	3,103 14	-1,327 50	
01-14-09	03-18-09	400	GILDAN ACTIVEWEAR INC COM CAD	4,425 56	3,103 14	-1,322 42	
01-15-09	03-18-09	100	GILDAN ACTIVEWEAR INC COM CAD	1,101 74	775 79	-325 95	
01-22-09	03-18-09	500	GILDAN ACTIVEWEAR INC COM CAD	5,196 15	3,878 92	-1,317 23	
01-22-09	03-18-09	600	GILDAN ACTIVEWEAR INC COM CAD	6,217 62	4,654 71	-1,562 91	
02-20-09	03-18-09	800	LENNAR CORP CL A COM STK	4,705 52	7,636 11	2,930 59	
08-11-08	03-18-09	200	LOUISIANA-PAC CORP COM STK	2,000 08	403 08	-1,597 00	
08-12-08	03-18-09	1,100	LOUISIANA-PAC CORP COM STK	10 966 12	2,216 93	-8,749 19	
08-13-08	03-18-09	400	LOUISIANA-PAC CORP COM STK	3,855 16	806 15	-3,049 01	

Please note Buckingham Capital Management does not render advice on tax matters to clients. This information is not intended as tax advice, and you should consult with your own advisors on such decision. This report may not contain all information necessary to make a tax decision, for example this report does not take into account adjustments due to wash sales.

Buckingham Capital Management  
**REALIZED GAINS AND LOSSES**  
*Leeds Family Foundation – Diversified*  
**038C92403**  
*From 01-01-09 Through 12-31-09*

Open Date	Close Date	Quantity	Security	Cost Basis	Proceeds	Gain Or Loss	
						Short Term	Long Term
10-08-08	03-18-09	900	LOUISIANA-PAC CORP COM STK	5,780 16	1,813 85	-3,966 31	
10-08-08	03-18-09	1,500	LOUISIANA-PAC CORP COM STK	9,525 45	3,023 08	-6,502 37	
10-08-08	03-18-09	200	LOUISIANA-PAC CORP COM STK	1,270 06	402 84	-867 22	
10-14-08	03-18-09	600	LOUISIANA-PAC CORP COM STK	2,966 16	1,208 51	-1 757 65	
02-20-09	03-18-09	100	M D C HLDGS INC MEDIUM TERM SR COM STK	2 594 89	3,151 13	556 24	
02-19-09	03-18-09	700	MEADWESTVACO CORP Com	6 909 77	7 802 29	892 52	
02-19-09	03-18-09	600	PACKAGING CORP AMLR COM STK	7,224 66	7,372 75	148 09	
01-14-09	03-18-09	600	PHILLIPS-VAN HEUSEN CORP COM STK	10,469 34	11,002 73	533 39	
01-14-09	03-18-09	200	PHILLIPS-VAN HEUSEN CORP COM STK	3,489 78	3,682 63	192 85	
02-20-09	03-18-09	300	THE RYLAND GROUP INC COM STK	4,523 37	5,146 62	623 25	
03-03-09	03-18-09	1,900	TEMPLE-INLAND INC COM STK	6,119 71	9,394 30	3,274 59	
02-23-09	03-19-09	100	ANADARKO PETE CORP COM STK	3,606 20	4,252 33	646 13	
02-26-09	03-19-09	300	BAKER HUGHES INC	9,143 16	10,155 39	1,012 23	
02-26-09	03-19-09	500	CARNIVAL CORP	10,394 55	11,208 33	813 78	
03-12-09	03-19-09	500	ROYAL CARIBBEAN CRUISES LTD	3,694 20	4,257 37	563 17	
03-11-09	03-19-09	400	ROYAL CARIBBEAN CRUISES LTD	2,885 72	3,405 90	520 18	
03-11-09	03-19-09	900	ROYAL CARIBBEAN CRUISES LTD	6,492 87	7,655 89	1,163 02	
02-20-09	03-19-09	200	TRANSOCEAN LTD	11,854 40	12,597 94	743 54	
03-18-09	03-20-09	251	ULTRASHORT FINANCIALS PROSHA	29,816 97	32,280 54	2,463 57	
02-26-09	03-24-09	800	CARNIVAL CORP	16,631 28	19,588 13	2,956 85	
03-04-09	03-24-09	900	GYMBOREE CORP COM STK	14,183 37	18,162 52	3,979 15	
02-19-09	03-24-09	400	MEADWESTVACO CORP Com	3,948 44	4,908 33	959 89	
02-19-09	03-24-09	700	MEADWESTVACO CORP Com	6,909 77	8,682 68	1,772 91	
02-20-09	03-24-09	400	PACCAR INC COM STK	10 804 60	10 921 01	116 41	
03-11-09	03-24-09	700	ROYAL CARIBBEAN CRUISES LTD	5 050 01	6,298 70	1,248 69	
03-11-09	03-24-09	200	ROYAL CARIBBEAN CRUISES LTD	1,442 86	1,813 69	370 83	

Please note Buckingham Capital Management does not render advice on tax matters to clients. This information is not intended as tax advice, and you should consult with your own advisors on such decision. This report may not contain all information necessary to make a tax decision, for example this report does not take into account adjustments due to wash sales.

Buckingham Capital Management  
**REALIZED GAINS AND LOSSES**  
*Leeds Family Foundation – Diversified*  
**038C92403**  
*From 01-01-09 Through 12-31-09*

Open Date	Close Date	Quantity	Security	Cost Basis	Proceeds	Gain Or Loss	
						Short Term	Long Term
03-12-09	03-24-09	400	ROYAL CARIBBEAN CRUISES LTD	2,877 24	3,627 37	750 13	
10-30-08	03-24-09	200	TFMPI E-INLAND INC COM STK	1,038 74	1,071 47	32 73	
10-29-08	03-24-09	200	TFMPLE-INI AND INC COM STK	979 58	1,071 47	91 89	
03-10-09	03-24-09	100	WARNACO GROUP INC COM STK	1 814 97	2,249 59	434 62	
03-10-09	03-24-09	200	WARNACO GROUP INC COM STK	3,531 52	4,499 17	967 65	
03-10-09	03-24-09	100	WARNACO GROUP INC COM STK	1,733 00	2,249 58	516 58	
03-03-09	03-25-09	-6	CALL- QUK 100 @ 45 EXP 04/18/2009	5,628 00	1,481 99	-4,146 01	
03-25-09	03-25-09	500	CENITX CORP COM STK	4,191 35	4,685 67	494 32	
02-26-09	03-25-09	300	DECKERS OUTDOOR CORP COM STK	13,989 33	16,004 91	2 015 58	
02-27-09	03-25-09	200	DECKERS OUTDOOR CORP COM STK	8,472 12	10,669 94	2,197 82	
02-27-09	03-25-09	100	DECKERS OUTDOOR CORP COM STK	4,190 50	5,334 97	1,144 47	
03-25-09	03-25-09	500	LINNAR CORP CL A COM STK	4 698 90	5,516 31	817 41	
03-25-09	03-25-09	100	MDC HDGS INC MEDIUM TERM SR COM STK	3,190 91	3 444 18	253 27	
02-19-09	03-25-09	1 200	MEADWESIVACO CORP Com	11 845 32	15,051 75	3,206 43	
02-20-09	03-25-09	200	PACCAR INC COM STK	5,402 30	5,413 14	10 84	
02-26-09	03-25-09	400	ROYAL CARIBBEAN CRUISES LTD	2,861 64	3,534 94	673 30	
03-25-09	03-25-09	300	THE RYLAND GROUP INC COM STK	5,056 20	5,504 27	448 07	
02-26-09	03-26-09	100	CARNIVAL CORP	2,078 91	2,308 36	229 45	
03-11-09	03-26-09	400	CARNIVAL CORP	8,047 28	9,233 42	1,186 14	
02-19-09	03-26-09	100	FORESTAR GROUP INC COM STK	889 99	870 34	-19 65	
02-19-09	03-26-09	1 200	FORESTAR GROUP INC COM STK	10,679 88	10,359 18	-320 70	
02-19-09	03-26-09	300	FORESTAR GROUP INC COM STK	2,669 97	2,570 89	-99 08	
01-28-09	03-26-09	800	ILGG MASON INC COM STK	13 295 44	13,380 40	84 96	
02-20-09	03-26-09	300	PACCAR INC COM STK	8,103 45	8,173 36	69 91	
02-19-09	03-26-09	500	PACKAGING CORP AMFR COM STK	6 020 55	6,826 61	806 06	

Please note Buckingham Capital Management does not render advice on tax matters to clients. This information is not intended as tax advice and you should consult with your own advisors on such decision. This report may not contain all information necessary to make a tax decision, for example this report does not take into account adjustments due to wash sales.

Buckingham Capital Management  
**REALIZED GAINS AND LOSSES**  
*Leeds Family Foundation – Diversified*  
**038C92403**  
From 01-01-09 Through 12-31-09

Open Date	Close Date	Quantity	Security	Cost Basis	Proceeds	Gain Or Loss	
						Short Term	Long Term
02-26-09	03-26-09	500	ROYAL CARIBBEAN CRUISES LTD	3,577 05	4,575 42	998 37	
02-26-09	03-26-09	700	ROYAL CARIBBEAN CRUISES LTD	5,007 87	6,447 45	1,439 58	
03-16-09	03-26-09	35	ULFRASHORT FINANCIALS PROSHA	4 773 03	3 151 07	-1,621 96	
10-31-08	03-26-09	200	WABCO HOLDINGS INC	3,685 38	2,642 62	-1,042 76	
10-29-08	03-26-09	400	WABCO HOLDINGS INC	6,812 92	5,285 25	-1,527 67	
03-06-09	03-30-09	-700	DAIMLERCHRYSLER AG COM	17,656 03	16,649 12	-1,006 91	
03-13-09	03-30-09	-15	VORNADO REALTY TRUST COM REIT	482 69	481 11	-1 58	
03-16-09	03-30-09	36	ULFRASHORT FINANCIALS PROSHA	4,909 41	3 894 11	-1,015 30	
08-09-07	03-31-09	-100	MEDIS TECHNOLOGIES LTD COM STK	45 91	1,061 52	1,015 61	
09-21-07	03-31-09	-100	MEDIS TECHNOLOGIES LTD COM STK	45 91	1,086 61	1,040 70	
02-20-09	03-31-09	200	PACCAR INC COM STK	5,402 30	5,147 23	-255 07	
03-04-09	03-31-09	1,100	PACCAR INC COM STK	26,266 68	28,309 77	2,043 09	
03-12-09	04-01-09	-900	DAIMLERCHRYSLER AG COM	23,234 85	25,060 44	1,825 59	
10-14-08	04-01-09	100	CROWN CASTLE INTERNATIONAL COR COM STK	2 265 28	2,093 27	-172 01	
10-14-08	04-02-09	100	CROWN CASTLE INTERNATIONAL COR COM STK	2 265 28	2,320 47	55 19	
03-11-09	04-02-09	100	CARNIVAL CORP	2,011 82	2,463 29	451 47	
03-12-09	04-02-09	400	CARNIVAL CORP	8,012 16	9,853 14	1,840 98	
02-06-06	04-02-09	1,000	INVESCO LTD COM STK	18,007 00	15 098 51		-2,908 49
07-17-06	04-02-09	200	INVESCO LTD COM STK	3,416 48	3,019 70		-396 78
06-13-06	04-02-09	100	INVESCO LTD COM STK	1,699 46	1,509 85		-189 61
01-28-09	04-02-09	700	IEGG MASON INC COM STK	11,633 51	12,646 47	1,012 96	
02-26-09	04-02-09	400	ROYAL CARIBBEAN CRUISES LTD	2 861 64	3,708 69	847 05	
02-26-09	04-03-09	300	ROYAL CARIBBEAN CRUISES LTD	2,146 23	2,993 35	847 12	
03-26-09	04-06-09	1,300	LAS VEGAS SANDS CORP COM STK	4,092 66	6,428 20	2,335 54	
02-26-09	04-06-09	200	ROYAL CARIBBEAN CRUISES LTD	1,430 82	1,924 18	493 36	
03-25-09	04-06-09	3,000	SLM CORP COM STK	10,857 90	16,728 80	5,870 90	
03-18-09	04-08-09	-100	DINEEQUITY INC COM STK	1,470 51	1,133 09	-337 42	

Please note Buckingham Capital Management does not render advice on tax matters to clients. This information is not intended as tax advice, and you should consult with your own advisors on such decision. This report may not contain all information necessary to make a tax decision, for example this report does not take into account adjustments due to wash sales.

Buckingham Capital Management  
**REALIZED GAINS AND LOSSES**  
*Leeds Family Foundation – Diversified*  
**038C92403**

*From 01-01-09 Through 12-31-09*

Open Date	Close Date	Quantity	Security	Cost Basis	Proceeds	Gain Or Loss	
						Short Term	Long Term
02-20-09	04-08-09	500	CENTEX CORP STK	3,306.90	4,921.72	1,614.82	
02-20-09	04-08-09	900	CENTEX CORP STK	5,952.42	8,615.29	2,662.87	
02-20-09	04-08-09	400	CENTEX CORP STK	2,645.52	3,606.06	960.54	
02-19-09	04-08-09	1,400	PACKAGING CORP AMER COM STK	16,857.54	17,824.34	966.80	
03-18-09	04-09-09	-100	DINEEQUITY INC COM STK	1,562.00	1,133.09	-428.91	
03-25-09	04-13-09	700	CIT GROUP INC NEW COM STK	1,926.26	2,897.22	970.96	
03-25-09	04-13-09	1,100	CIT GROUP INC NEW COM STK	2,997.50	4,552.78	1,555.28	
03-25-09	04-13-09	900	CIT GROUP INC NEW COM STK	2,446.20	3,725.00	1,278.80	
02-26-09	04-13-09	900	ROYAL CARIBBEAN CRUISES LTD	6,438.69	9,825.40	3,386.71	
03-25-09	04-13-09	300	SLM CORP COM STK	1,085.79	1,889.59	803.80	
03-05-09	04-14-09	500	GYMBORNE CORP COM STK	7,852.45	14,414.62	6,562.17	
02-26-09	04-14-09	200	ROYAL CARIBBEAN CRUISES LTD	1,430.82	2,291.94	861.12	
04-14-09	04-15-09	-350	WW GRAINGER INC COM STK	27,764.56	29,801.31	2,036.75	
02-20-09	04-15-09	300	CENTEX CORP STK	1,984.14	3,147.66	1,163.52	
02-20-09	04-15-09	500	LENNAR CORP COM STK	2,940.95	4,275.03	1,334.08	
02-20-09	04-15-09	100	MDC HLDGS INC MEDIUM TERM SR COM STK	2,594.89	3,307.31	712.42	
02-26-09	04-15-09	300	ROYAL CARIBBEAN CRUISES LTD	2,146.23	3,323.64	1,177.41	
02-20-09	04-15-09	200	THE RYLAND GROUP INC COM STK	3,015.58	3,578.68	563.10	
10-29-08	04-15-09	900	TEMPLE-INLAND INC COM STK	4,408.11	6,123.71	1,715.60	
02-20-09	04-17-09	1,100	CENTEX CORP STK	7,275.18	12,089.78	4,814.60	
02-20-09	04-17-09	900	LENNAR CORP COM STK	5,293.71	8,429.36	3,135.65	
02-20-09	04-17-09	100	MDC HLDGS INC MEDIUM TERM SR COM STK	2,594.89	3,427.54	832.65	
02-26-09	04-17-09	200	ROYAL CARIBBEAN CRUISES LTD	1,430.82	2,355.80	924.98	

Please note Buckingham Capital Management does not render advice on tax matters to clients. This information is not intended as tax advice, and you should consult with your own advisors on such decision. This report may not contain all information necessary to make a tax decision, for example this report does not take into account adjustments due to wash sales.

Buckingham Capital Management  
**REALIZED GAINS AND LOSSES**  
*Leeds Family Foundation – Diversified*  
**038C92403**  
*From 01-01-09 Through 12-31-09*

Open Date	Close Date	Quantity	Security	Cost Basis	Proceeds	Gain Or Loss	
						Short Term	Long Term
03-11-09	04-17-09	400	ROYAL CARIBBEAN CRUISES LTD	2,718.64	4,711.59	1,992.95	
02-20-09	04-17-09	200	TRANSOCEAN LTD	11,854.40	13,776.12	1,921.72	
02-20-09	04-17-09	700	THE RYLAND GROUP INC COM STK	10,554.53	14,653.77	4,099.24	
02-24-09	04-17-09	100	WALSCO INC CL A COM STK	3,302.25	4,015.53	713.28	
02-24-09	04-17-09	200	WALSCO INC CL A COM STK	6,601.66	8,031.05	1,429.39	
08-13-07	04-20-09	-100	MEDIS TECHNOLOGIES LTD COM STK	38.77	1,091.87	1,053.10	
08-10-07	04-20-09	-100	MEDIS TECHNOLOGIES LTD COM STK	38.77	1,103.46	1,064.69	
09-26-07	04-20-09	-100	MEDIS TECHNOLOGIES LTD COM STK	38.77	1,105.18	1,066.41	
09-11-08	04-21-09	-300	AUTONATION INC COM STK	4,473.00	3,705.31	-767.69	
10-31-08	04-21-09	-100	CHIPOTLE MEXICAN GRILL INC COM	7,932.56	4,957.06	-2,975.50	
10-31-08	04-21-09	-100	CHIPOTLE MEXICAN GRILL INC COM	7,932.56	5,044.55	-2,888.01	
03-18-09	04-21-09	-300	BRINKER INTL INC COM STK	5,415.30	4,219.84	-1,195.46	
09-27-07	04-21-09	-200	MEDIS TECHNOLOGIES LTD COM STK	76.56	2,343.83	2,267.27	
03-05-09	04-21-09	200	GYMBOREE CORP COM STK	3,140.98	6,050.18	2,909.20	
03-05-09	04-21-09	200	GYMBOREE CORP COM STK	3,115.54	6,033.86	2,918.32	
03-10-09	04-21-09	300	CHILDREN'S PLACE RETAIL STORES COM STK	6,457.65	7,796.50	1,338.85	
03-10-09	04-21-09	300	CHILDREN'S PLACE RETAIL STORES COM STK	6,422.25	7,796.50	1,374.25	
03-10-09	04-21-09	100	CHILDREN'S PLACE RETAIL STORES COM STK	2,126.26	2,598.83	472.57	
01-07-08	04-22-09	-100	MEDIS TECHNOLOGIES LTD COM STK	38.06	1,183.59	1,145.53	
04-21-09	04-22-09	-100	WYNN RESORTS LTD COM STK	3,336.95	3,000.24	-336.71	
04-02-09	04-22-09	300	Continental Airlines Inc CL B COM STK	3,087.81	4,587.93	1,500.12	
04-02-09	04-22-09	1,400	Continental Airlines Inc CL B COM STK	14,409.78	20,966.27	6,556.49	
02-20-09	04-22-09	200	CENTEX CORP COM STK	1,322.76	2,199.58	876.82	

Please note Buckingham Capital Management does not render advice on tax matters to clients. This information is not intended as tax advice, and you should consult with your own advisors on such decision. This report may not contain all information necessary to make a tax decision, for example this report does not take into account adjustments due to wash sales.

Buckingham Capital Management  
**REALIZED GAINS AND LOSSES**  
*Leeds Family Foundation – Diversified*  
**038C92403**  
*From 01-01-09 Through 12-31-09*

Open Date	Close Date	Quantity	Security	Cost Basis	Proceeds	Gain Or Loss	
						Short Term	Long Term
02-27-09	04-22-09	900	CENTEX CORP COM STK	5,701 32	9,898 12	4,196 80	
04-07-09	04-23-09	-300	BFD BATH BEYOND INC COM STK	8,950 68	8,718 56	-232 12	
03-18-09	04-23-09	-200	BRINKER INTL INC COM STK	3,743 92	2,813 22	-930 70	
11-14-07	04-23-09	-100	MEDIS TECHNOLOGIES LTD COM STK	38 00	1,199 97	1,161 97	
04-15-09	04-23-09	-200	PACKAGING CORP AMFR COM STK	2,938 86	2,730 15	-208 71	
04-15-09	04-23-09	-200	PACKAGING CORP AMER COM STK	2,940 50	2,730 15	-210 35	
02-20-09	04-23-09	400	FENNER CORP CL A COM STK	2,352 76	3,343 59	990 83	
10-14-08	04-23-09	700	LOUISIANA-PAC CORP COM STK	3,460 52	2,628 43	-832 09	
10-14-08	04-23-09	700	LOUISIANA-PAC CORP COM STK	3,460 52	2,593 43	-867 09	
10-14-08	04-23-09	1,500	LOUISIANA-PAC CORP COM STK	7,415 40	5,708 85	-1,706 55	
02-20-09	04-23-09	100	MDC HOLDINGS INC MEDIUM TERM SR COM STK	2,594 89	3,469 68	874 79	
04-09-09	04-23-09	100	PENN NATIONAL GAMING INC COM STK	2,732 37	3,005 35	272 98	
03-26-09	04-23-09	100	PENN NATIONAL GAMING INC COM STK	2,469 67	3,005 35	535 68	
03-26-09	04-23-09	300	PENN NATIONAL GAMING INC COM STK	7,406 85	9,016 06	1,609 21	
03-26-09	04-23-09	300	PENN NATIONAL GAMING INC COM STK	7,360 50	9,016 06	1,655 56	
02-20-09	04-23-09	100	TRANSOCEAN LTD	5,927 20	6,468 03	540 83	
02-20-09	04-23-09	200	THE RYLAND GROUP INC COM STK	3,015 58	4,194 11	1,178 53	
10-29-08	04-23-09	1,600	TEMPLE-INLAND INC COM STK	7,836 64	16,504 53	8,667 89	
02-24-09	04-23-09	200	WATSCO INC CL A COM STK	6,601 66	8,178 56	1,576 90	
11-16-07	04-24-09	-100	MEDIS TECHNOLOGIES LTD COM STK	36 25	1,210 33	1,174 08	
11-19-07	04-24-09	-100	MEDIS TECHNOLOGIES LTD COM STK	36 25	1,244 72	1,208 47	
02-15-08	04-24-09	-100	MEDIS TECHNOLOGIES LTD COM STK	36 25	1,248 00	1,211 75	
02-20-09	04-24-09	500	LENNAR CORP CL A COM STK	2,940 95	4,966 57	2,025 62	
10-14-08	04-24-09	700	LOUISIANA-PAC CORP COM STK	3,460 52	2,862 08	-598 44	

Please note Buckingham Capital Management does not render advice on tax matters to clients. This information is not intended as tax advice, and you should consult with your own advisors on such decision. This report may not contain all information necessary to make a tax decision, for example this report does not take into account adjustments due to wash sales.

Buckingham Capital Management  
**REALIZED GAINS AND LOSSES**  
*Leeds Family Foundation – Diversified*  
**038C92403**  
*From 01-01-09 Through 12-31-09*

Open Date	Close Date	Quantity	Security	Cost Basis	Proceeds	Gain Or Loss	
						Short Term	Long Term
04-09-09	04-24-09	3,400	LAS VEGAS SANDS CORP COM STK	14,828.42	24,641.88	9,813.46	
02-20-09	04-24-09	100	M D C HLDGS INC MFDIUM TERM SR COM STK	2,594.89	3,600.09	1,005.20	
02-20-09	04-24-09	200	THE RYLAND GROUP INC COM STK	3,015.58	4,426.50	1,410.92	
10-29-08	04-24-09	700	EMPLE I -INLAND INC COM STK	3,428.53	7,774.48	4,345.95	
03-12-09	04-24-09	400	WALSCO INC CL A COM STK	13,012.28	17,082.48	4,070.20	
10-31-08	04-27-09	-200	CHIPOTLE MEXICAN GRILL INC COM	16,392.40	10,089.10	-6,303.30	
02-24-09	04-27-09	-300	DARDEN RESTAURANTS INC COM STK	11,518.50	8,438.11	-3,080.39	
03-18-09	04-27-09	-400	BRINKER INFL INC COM STK	7,141.32	5,626.45	-1,514.87	
02-15-08	04-27-09	-100	MFDIS TECHNOLOGIES LTD COM STK	33.00	1,248.00	1,215.00	
04-15-09	04-27-09	-300	PACKAGING CORP AMER COM STK	4,886.76	4,095.22	-791.54	
04-15-09	04-27-09	-100	PACKAGING CORP AMER COM STK	1,628.92	1,367.57	-261.35	
04-15-09	04-27-09	400	AMERICAN TOWER	12,448.56	13,028.34	579.78	
10-14-08	04-27-09	900	CROWN CASTLE INTERNATIONAL COR COM STK	20,387.52	20,781.54	394.02	
03-25-09	04-27-09	100	DELTA AIRLINES INC	580.11	717.27	137.16	
03-25-09	04-27-09	1,600	DELTA AIRLINES INC	9,281.76	10,782.60	1,500.84	
04-02-09	04-27-09	900	PEITROHAWK ENERGY CORP COM STK	19,343.25	20,764.54	1,421.29	
04-13-09	04-27-09	800	PEITROHAWK ENERGY CORP COM STK	17,142.72	18,457.36	1,314.64	
04-24-09	04-27-09	1,700	JETBLUE AWYS CORP COM STK	9,438.40	8,412.40	-1,026.00	
02-20-09	04-27-09	700	LFNNAR CORP CL A COM STK	4,117.33	7,257.69	3,140.36	
04-09-09	04-27-09	300	LAS VEGAS SANDS CORP COM STK	1,308.39	2,096.94	788.55	
04-09-09	04-27-09	1,400	LAS VEGAS SANDS CORP COM STK	6,105.82	9,582.89	3,477.07	
04-09-09	04-27-09	100	LAS VEGAS SANDS CORP COM STK	436.13	700.78	264.65	
03-26-09	04-27-09	700	LAS VEGAS SANDS CORP COM STK	2,203.74	4,905.47	2,701.73	
02-20-09	04-27-09	100	THE RYLAND GROUP INC COM STK	1,507.79	2,408.35	900.56	
02-27-09	04-27-09	400	THE RYLAND GROUP INC COM STK	5,752.44	9,633.39	3,880.95	

Please note Buckingham Capital Management does not render advice on tax matters to clients. This information is not intended as tax advice, and you should consult with your own advisors on such decision. This report may not contain all information necessary to make a tax decision, for example this report does not take into account adjustments due to wash sales.



Buckingham Capital Management  
**REALIZED GAINS AND LOSSES**  
*Leeds Family Foundation – Diversified*  
**038C92403**  
*From 01-01-09 Through 12-31-09*

Open Date	Close Date	Quantity	Security	Cost Basis	Proceeds	Gain Or Loss	
						Short Term	Long Term
04-15-09	04-27-09	900	SBA COMMUNICATIONS CORP CL A COM STK	22,707 81	22,487 81	-220 00	
04-02-09	04-27-09	300	UAL CORP COM STK	1,605 84	1,753 48	147 64	
04-02-09	04-27-09	1,300	UAL CORP COM STK	6,958 64	7,054 26	95 62	
02-12-09	04-28-09	-100	BORGWARNER INC COM STK	2,677 23	1,885 23	-792 00	
03-19-09	04-28-09	-200	BORGWARNER INC COM STK	5,354 46	3,981 25	-1,373 21	
04-15-09	04-28-09	-100	PACKAGING CORP AMLR COM STK	1,593 34	1,367 57	-225 77	
02-24-09	04-29-09	-200	DARDEN RESTAURANTS INC COM STK	7,558 26	5,625 41	-1,932 85	
03-18-09	04-29-09	-100	BRINKER INTL INC COM STK	1,743 80	1,406 61	-337 19	
04-15-09	04-29-09	-200	PACKAGING CORP AMER COM STK	3,203 04	2,735 15	-467 89	
03-26-09	04-29-09	200	LAS VEGAS SANDS CORP COM STK	629 64	1,466 30	836 66	
03-26-09	04-29-09	400	LAS VEGAS SANDS CORP COM STK	1,248 00	2,932 60	1,684 60	
03-24-09	04-29-09	300	LAS VEGAS SANDS CORP COM STK	841 38	2,199 45	1,358 07	
03-24-09	04-29-09	800	LAS VEGAS SANDS CORP COM STK	2,243 68	5,941 76	3,698 08	
02-20-09	04-29-09	300	M D C HDGS INC MEDIUM TERM SR COM STK	7,784 67	10,555 73	2,771 06	
02-27-09	04-29-09	200	M D C HDGS INC MEDIUM TERM SR COM STK	5,135 80	7,037 16	1,901 36	
02-15-08	04-30-09	-300	MEDIS TECHNOLOGIES LTD COM STK	106 17	3,744 00	3,637 83	
04-15-09	04-30-09	-400	PACKAGING CORP AMLR COM STK	6,414 88	5,470 30	-944 58	
03-24-09	04-30-09	600	LAS VEGAS SANDS CORP COM STK	1,682 76	5,187 71	3,504 95	
03-23-09	04-30-09	200	LAS VEGAS SANDS CORP COM STK	541 02	1,729 23	1,188 21	
03-20-08	05-01-09	-200	BFD BATH BEYOND INC COM STK	6,028 30	6,206 37	178 07	
03-20-08	05-01-09	-100	BFD BATH BEYOND INC COM STK	2,964 04	3,103 19	139 15	
10-08-08	05-01-09	-200	CHIPOTLE MEXICAN GRILL INC COM	16,051 02	10,119 42	-5,931 60	
03-18-09	05-01-09	-100	CALIFORNIA PIZZA KITCHEN INC COM STK	1,516 90	1,252 14	-264 76	

Please note: Buckingham Capital Management does not render advice on tax matters to clients. This information is not intended as tax advice, and you should consult with your own advisors on such decision. This report may not contain all information necessary to make a tax decision, for example this report does not take into account adjustments due to wash sales.

Buckingham Capital Management  
**REALIZED GAINS AND LOSSES**  
*Leeds Family Foundation – Diversified*  
**038C92403**  
*From 01-01-09 Through 12-31-09*

Open Date	Close Date	Quantity	Security	Cost Basis	Proceeds	Gain Or Loss	
						Short Term	Long Term
02-24-09	05-01-09	-200	DARDEN RESTAURANTS INC COM STK	7,290.84	5,625.41	-1,665.43	
04-07-09	05-01-09	-100	BRINKER INTL INC COM STK	1,792.97	1,716.29	-76.68	
04-07-09	05-01-09	-100	BRINKER INTL INC COM STK	1,715.72	1,716.29	0.57	
04-07-09	05-01-09	-300	BRINKER INTL INC COM STK	5,144.25	5,148.88	4.63	
04-15-09	05-01-09	-100	PACKAGING CORP AMFR COM STK	1,572.53	1,367.57	-204.96	
04-15-09	05-04-09	-600	PACKAGING CORP AMER COM STK	9,577.80	8,219.84	-1,357.96	
02-20-09	05-04-09	100	LENNAR CORP CL A COM STK	588.19	1,020.20	432.01	
10-14-08	05-04-09	400	LOUISIANA-PAC CORP COM STK	1,977.44	1,760.63	-216.81	
10-24-08	05-04-09	600	LOUISIANA-PAC CORP COM STK	2,081.46	2,640.95	559.49	
10-24-08	05-04-09	500	LOUISIANA-PAC CORP COM STK	1,721.60	2,200.79	479.19	
03-23-09	05-04-09	2,400	LAS VEGAS SANDS CORP COM STK	6,492.24	22,347.98	15,855.74	
03-23-09	05-04-09	200	LAS VEGAS SANDS CORP COM STK	517.70	1,862.33	1,344.63	
10-29-08	05-04-09	600	TEMPLE-INI AND INC COM STK	2,938.74	7,378.06	4,439.32	
02-12-09	05-05-09	-200	BORGWARNER INC COM STK	5,999.20	4,093.90	-1,905.31	
01-14-09	05-05-09	-200	GFNIEY CORP COM	2,596.40	1,655.77	-940.63	
03-23-09	05-05-09	700	LAS VEGAS SANDS CORP COM STK	1,811.95	7,641.84	5,829.89	
03-23-09	05-05-09	500	LAS VEGAS SANDS CORP COM STK	1,294.25	5,615.05	4,320.80	
10-08-08	05-06-09	-100	CHIPOTLE MEXICAN GRILL INC COM	8,004.20	5,059.71	-2,944.49	
10-08-08	05-06-09	-100	CHIPOTLE MEXICAN GRILL INC COM	8,070.99	5,059.71	-3,011.28	
11-04-08	05-06-09	-100	CHIPOTLE MEXICAN GRILL INC COM	8,070.99	5,147.62	-2,923.37	
03-18-09	05-06-09	-100	CALIFORNIA PIZZA KITCHEN INC COM STK	1,506.63	1,252.14	-254.49	
02-24-09	05-06-09	-200	DARDEN RESTAURANTS INC COM STK	7,519.48	5,625.41	-1,894.07	
04-21-09	05-06-09	-100	WYNN RESORTS LTD COM STK	4,612.74	3,000.24	-1,612.50	
04-30-09	05-06-09	1,900	BANK OF AMERICA CORP COM STK	17,260.17	22,409.92	5,149.75	
04-30-09	05-06-09	7,500	CIT GROUP INC NEW COM STK	17,440.50	22,056.17	4,615.67	

Please note Buckingham Capital Management does not render advice on tax matters to clients. This information is not intended as tax advice, and you should consult with your own advisors on such decision. This report may not contain all information necessary to make a tax decision, for example this report does not take into account adjustments due to wash sales.

Buckingham Capital Management  
**REALIZED GAINS AND LOSSES**  
*Leeds Family Foundation – Diversified*  
**038C92403**

*From 01-01-09 Through 12-31-09*

Open Date	Close Date	Quantity	Security	Cost Basis	Proceeds	Gain Or Loss	
						Short Term	Long Term
04-30-09	05-06-09	1,200	CAPITAL ONE FINL CORP COM	21,638 76	26,157 16	4,518 40	
05-05-09	05-06-09	800	DISCOVER FINANCIAL SERVICES	7,186 24	7,824 76	638 52	
04-30-09	05-06-09	600	DISCOVER FINANCIAL SERVICES	5,193 18	5,868 56	675 38	
04-30-09	05-06-09	600	DISCOVER FINANCIAL SERVICES	5,116 74	5,868 57	751 83	
03-23-09	05-06-09	300	LAS VEGAS SANDS CORP COM STK	776 55	3,326 70	2,550 15	
03-23-09	05-06-09	200	LAS VEGAS SANDS CORP COM STK	517 70	2,173 66	1,655 96	
04-30-09	05-06-09	700	MORGAN STANLLEY COM STK	16,803 43	19,161 23	2,357 80	
02-23-09	05-06-09	500	TRANSOCEAN LTD	29,061 35	37,847 32	8,785 97	
03-04-09	05-06-09	500	TRANSOCEAN LTD	28,163 40	37,559 28	9,395 88	
10-29-08	05-06-09	800	TEMPLE-INLAND INC COM STK	3,918 32	9,793 34	5,875 02	
03-20-08	05-07-09	-200	BED BATH BEYOND INC COM STK	5,995 28	6,206 37	211 09	
11-04-08	05-07-09	-100	CHIPOTLE MEXICAN GRILL INC COM	7,798 54	5,147 62	-2,650 92	
11-04-08	05-07-09	-200	CHIPOTLE MEXICAN GRILL INC COM	15,597 08	10,600 94	-4,996 14	
03-18-09	05-07-09	-200	CALIFORNIA PIZZA KITCHEN INC COM STK	3,075 76	2,504 29	-571 48	
10-17-08	05-07-09	-2,600	GENERAL MOTORS CORP COM STK	4,378 40	31,147 82	26,769 42	
10-24-08	05-07-09	100	LOUISIANA-PAC CORP COM STK	337 57	473 00	135 43	
10-24-08	05-07-09	100	LOUISIANA-PAC CORP COM STK	337 57	467 93	130 36	
10-24-08	05-07-09	100	LOUISIANA-PAC CORP COM STK	337 57	473 07	135 50	
10-29-08	05-07-09	300	TEMPLE-INLAND INC COM STK	1,469 37	3,826 13	2,356 76	
09-11-08	05-08-09	-100	AUTONATION INC COM STK	1,635 50	1,235 10	-400 40	
03-20-08	05-08-09	-300	BED BATH BEYOND INC COM STK	8,646 03	9,309 56	663 53	
02-24-09	05-08-09	-100	DARDEN RESTAURANTS INC COM STK	3,608 76	2,812 70	-796 06	
10-24-08	05-08-09	700	LOUISIANA-PAC CORP COM STK	2,362 99	3,211 09	848 10	
10-24-08	05-08-09	500	LOUISIANA-PAC CORP COM STK	1,687 85	2,275 79	587 94	
10-29-08	05-08-09	300	TEMPLE-INLAND INC COM STK	1,469 37	3,719 24	2,249 87	

Please note Buckingham Capital Management does not render advice on tax matters to clients. This information is not intended as tax advice, and you should consult with your own advisors on such decision. This report may not contain all information necessary to make a tax decision, for example this report does not take into account adjustments due to wash sales.

Buckingham Capital Management  
**REALIZED GAINS AND LOSSES**  
*Leeds Family Foundation – Diversified*  
**038C92403**

*From 01-01-09 Through 12-31-09*

Open Date	Close Date	Quantity	Security	Cost Basis	Proceeds	Gain Or Loss	
						Short Term	Long Term
03-20-08	05-11-09	-200	BED BATH BEYOND INC COM STK	5,590 00	6,206 37	616 37	
02-12-09	05-11-09	-200	BORGWARNER INC COM STK	5,956 16	4,093 90	-1,862 27	
03-18-09	05-11-09	-100	CALIFORNIA PIZZA KITCHEN INC COM STK	1,495 00	1,256 76	-238 24	
03-03-09	05-11-09	-100	SUPERIOR INDUSTRIES INTERNATIO COM STK	1,437 50	1,014 49	-423 01	
03-04-08	05-11-09	-700	SPDR S&P RETAIL ETF	18,941 23	22,137 96	3,196 73	
09-11-08	05-12-09	-100	AUTONATION INC COM STK	1,573 70	1,235 10	-338 60	
03-20-08	05-12-09	-100	BED BATH BEYOND INC COM STK	2,814 15	3,103 19	289 04	
04-01-08	05-12-09	-100	BED BATH BEYOND INC COM STK	2,814 15	3,106 51	292 36	
02-12-09	05-12-09	-200	BORGWARNER INC COM STK	5,678 20	4,093 90	-1,584 31	
02-24-09	05-12-09	-100	CHIPOTLE MEXICAN GRILL INC COM	7,334 73	5,634 25	-1,700 49	
03-18-09	05-12-09	-200	CALIFORNIA PIZZA KITCHEN INC COM STK	2,817 40	2,513 53	-303 88	
03-18-09	05-12-09	-100	DARDEN RESTAURANTS INC COM STK	3,482 85	3,481 96	-0 89	
01-14-09	05-12-09	-100	GENTEX CORP COM	1,145 48	827 89	-317 60	
04-27-09	05-12-09	-200	STARWOOD HOTELS & RESORTS COM STK	4,184 66	3,806 24	-378 42	
02-15-08	05-12-09	-100	MEDIS TECHNOLOGIES LTD COM STK	37 00	1,248 00	1,211 00	
03-04-08	05-12-09	-700	SPDR S&P RETAIL ETF	18,388 44	22,137 96	3,749 52	
04-03-08	05-12-09	400	TW TELECOM INC CL A COM STK	6,678 60	4,688 40		-1,990 20
09-09-08	05-12-09	400	TW TELECOM INC CL A COM STK	4,808 76	4,688 40	-120 36	
09-09-08	05-12-09	100	TW TELECOM INC CL A COM STK	1 154 00	1,172 10	18 10	
10-14-08	05-12-09	300	TW TELECOM INC CL A COM STK	2,224 17	3,516 29	1,292 12	
09-03-08	05-13-09	-100	AUTONATION INC COM STK	1,516 00	1,241 52	-274 48	
02-12-09	05-13-09	-100	BORGWARNER INC COM STK	2,699 00	2,046 95	-652 05	
02-24-09	05-13-09	-100	CHIPOTLE MEXICAN GRILL INC COM	7,263 51	5,634 25	-1,629 27	
03-18-09	05-13-09	-100	CALIFORNIA PIZZA KITCHEN INC COM STK	1,364 35	1,256 76	-107 59	
01-14-09	05-13-09	-100	GENTEX CORP COM	1,087 40	827 89	-259 52	
02-15-08	05-13-09	-100	MEDIS TECHNOLOGIES LTD COM STK	36 00	1,248 00	1,212 00	

Please note Buckingham Capital Management does not render advice on tax matters to clients. This information is not intended as tax advice, and you should consult with your own advisors on such decision. This report may not contain all information necessary to make a tax decision, for example this report does not take into account adjustments due to wash sales.

Buckingham Capital Management  
**REALIZED GAINS AND LOSSES**  
*Leeds Family Foundation – Diversified*  
**038C92403**  
*From 01-01-09 Through 12-31-09*

Open Date	Close Date	Quantity	Security	Cost Basis	Proceeds	Gain Or Loss	
						Short Term	Long Term
03-03-09	05-13-09	-100	SUPERIOR INDUSTRIES INTERNATIO COM STK	1,351 53	1,014 49	-337 04	
04-15-09	05-13-09	-200	WYNN RESORTS LTD COM STK	8,280 06	6,432 31	-1,847 75	
04-15-09	05-13-09	-100	WYNN RESORTS LTD COM STK	4 140 03	3,233 97	-906 06	
03-04-08	05-13-09	-300	SPDR S&P RETAIL ETF	7,706 40	9,487 70	1,781 30	
10-14-08	05-13-09	100	IW TELECOM INC CL A COM STK	741 39	1,142 03	400 64	
10-14-08	05-13-09	200	TW TELECOM INC CL A COM STK	1,482 78	2,246 66	763 88	
04-27-09	05-14-09	-200	WYNN RESORTS LTD COM STK	7 786 60	7,548 16	-238 44	
02-15-08	05-15-09	-600	MEDIS TECHNOLOGIES LTD COM STK	211 38	7,488 00	7,276 62	
10-31-07	05-15-09	-300	MEDIS TECHNOLOGIES LTD COM STK	105 69	4,081 94	3,976 25	
12-26-07	05-15-09	-100	MEDIS TECHNOLOGIES LTD COM STK	35 23	1,502 07	1,466 84	
01-02-08	05-15-09	-100	MEDIS TECHNOLOGIES LTD COM STK	35 23	1,513 47	1,478 24	
12-31-07	05-15-09	-100	MEDIS TECHNOLOGIES LTD COM STK	35 23	1,534 97	1,499 74	
03-03-09	05-15-09	-100	SUPERIOR INDUSTRIES INTERNATIO COM STK	1,248 47	1,014 49	-233 98	
05-13-09	05-15-09	400	LAS VEGAS SANDS CORP COM STK	3,784 60	4,018 45	233 85	
04-16-09	05-19-09	800	BURGER KING HOLDINGS INC COM	15,168 96	14,138 35	-1,030 61	
04-23-09	05-19-09	700	BURGER KING HOLDINGS INC COM	12,853 12	12,371 06	-482 06	
04-28-09	05-19-09	300	BURGER KING HOLDINGS INC COM	5,249 79	5,301 88	52 09	
04-30-09	05-19-09	200	BURGER KING HOLDINGS INC COM	3,368 08	3,534 59	166 51	
04-30-09	05-19-09	800	BURGER KING HOLDINGS INC COM	13,472 32	14,150 83	678 51	
04-29-09	05-19-09	900	BURGER KING HOLDINGS INC COM	14 951 52	15,919 69	968 17	
05-13-09	05-19-09	400	LAS VEGAS SANDS CORP COM STK	3,784 60	4,015 93	231 33	
02-24-09	05-20-09	-200	CHIPOTLE MEXICAN GRILL INC COM	15,171 68	11,271 53	-3,900 15	
05-13-09	05-20-09	400	LAS VEGAS SANDS CORP COM STK	3,784 60	4,096 93	312 33	
05-13-09	05-20-09	400	LAS VEGAS SANDS CORP COM STK	3,784 60	4,074 33	289 73	
09-03-08	05-21-09	-100	AUTONATION INC COM STK	1,516 56	1,241 52	-275 04	

Please note Buckingham Capital Management does not render advice on tax matters to clients. This information is not intended as tax advice, and you should consult with your own advisors on such decision. This report may not contain all information necessary to make a tax decision, for example this report does not take into account adjustments due to wash sales.

Buckingham Capital Management  
**REALIZED GAINS AND LOSSES**  
*Leeds Family Foundation – Diversified*  
**038C92403**

*From 01-01-09 Through 12-31-09*

Open Date	Close Date	Quantity	Security	Cost Basis	Proceeds	Gain Or Loss	
						Short Term	Long Term
02-12-09	05-21-09	-100	BORGWARNER INC COM STK	2,952 50	2,046 95	-905 55	
03-18-09	05-21-09	-100	CALIFORNIA PIZZA KITCHEN INC COM STK	1,300 88	1,256 76	-44 12	
03-18-09	05-21-09	-100	DARDEN RESTAURANTS INC COM STK	3,411 70	3,481 96	70 26	
01-14-09	05-21-09	-200	GENTEX CORP COM	2,209 16	1,655 77	-553 39	
05-13-09	05-21-09	400	LAS VEGAS SANDS CORP COM STK	3,784 60	3,796 26	11 66	
03-18-09	05-26-09	-300	CALIFORNIA PIZZA KITCHEN INC COM STK	4 024 89	3,770 29	-254 60	
02-24-09	05-28-09	-100	CHIPOTLE MEXICAN GRILL INC COM	7,906 92	5,635 77	-2,271 15	
10-30-08	05-29-09	-100	CHIPOTLE MEXICAN GRILL INC COM	7,801 67	5,682 87	-2,118 80	
05-20-09	06-01-09	100	BLACKROCK INC COM NFW	13,880 10	16,249 32	2,369 22	
05-21-09	06-01-09	900	GUESS INC COM STK	19,701 45	25,500 48	5,799 03	
05-21-09	06-01-09	400	KOHL'S CORP COM STK	16,625 64	18,528 36	1,902 72	
05-28-09	06-01-09	1,700	LAS VEGAS SANDS CORP COM STK	16 681 08	17,633 64	952 56	
05-28-09	06-01-09	400	LAS VEGAS SANDS CORP COM STK	3,924 96	4,245 37	320 41	
05-13-09	06-01-09	600	LAS VEGAS SANDS CORP COM STK	5,676 90	6,368 05	691 15	
05-13-09	06-01-09	300	LAS VEGAS SANDS CORP COM STK	2 607 00	3,184 03	577 03	
03-18-09	06-02-09	-200	DARDEN RESTAURANTS INC COM STK	7,368 56	6,963 92	-404 64	
02-27-09	06-02-09	-400	SUPERIOR INDUSTRIES INTERNATIO COM STK	4 985 60	4 207 13	-778 47	
05-13-09	06-02-09	400	LAS VEGAS SANDS CORP COM STK	3 476 00	4,097 89	621 89	
05-13-09	06-02-09	200	LAS VEGAS SANDS CORP COM STK	1,738 00	2,090 84	352 84	
05-14-09	06-02-09	100	LAS VEGAS SANDS CORP COM STK	849 76	1,045 42	195 66	
02-13-09	06-03-09	-100	BORGWARNER INC COM STK	3,293 50	2,141 73	-1,151 78	
01-14-09	06-03-09	-100	GENTEX CORP COM	1,240 39	827 89	-412 51	
09-03-08	06-04-09	-200	AUTONATION INC COM STK	3,388 30	2,483 05	-905 26	
05-14-09	06-04-09	200	LAS VEGAS SANDS CORP COM STK	1,699 52	1,909 67	210 15	
05-14-09	06-04-09	200	LAS VEGAS SANDS CORP COM STK	1,699 52	1,999 70	300 18	

Please note Buckingham Capital Management does not render advice on tax matters to clients. This information is not intended as tax advice, and you should consult with your own advisors on such decision. This report may not contain all information necessary to make a tax decision, for example this report does not take into account adjustments due to wash sales.

Buckingham Capital Management  
**REALIZED GAINS AND LOSSES**  
*Leeds Family Foundation – Diversified*  
**038C92403**

*From 01-01-09 Through 12-31-09*

Open Date	Close Date	Quantity	Security	Cost Basis	Proceeds	Gain Or Loss	
						Short Term	Long Term
05-14-09	06-04-09	300	LAS VEGAS SANDS CORP COM STK	2,549 28	3,021 85	472 57	
02-13-09	06-05-09	-100	BORGWARNER INC COM STK	3,467 18	2,141 73	-1,325 46	
12-01-08	06-05-09	-100	BORGWARNER INC COM STK	3,467 18	2,216 20	-1,250 98	
09-11-08	06-05-09	-200	CHIPOTLE MEXICAN GRILL INC COM	17,244 92	13,543 96	-3,700 96	
05-14-09	06-05-09	400	LAS VEGAS SANDS CORP COM STK	3,399 04	4,053 21	654 17	
05-14-09	06-05-09	500	LAS VEGAS SANDS CORP COM STK	4,248 80	4,990 47	741 67	
10-29-08	06-05-09	700	TEMPLE-INLAND INC COM STK	3,428 53	9,821 02	6,392 49	
10-29-08	06-05-09	600	TEMPLE-INLAND INC COM STK	2,938 74	8,493 08	5,554 34	
05-13-09	06-05-09	300	WALSCO INC CL A COM STK	13,695 09	16,049 82	2,354 73	
12-01-08	06-08-09	-100	BORGWARNER INC COM STK	3,361 30	2,216 20	-1,145 10	
08-21-08	06-08-09	-100	CHIPOTLE MEXICAN GRILL INC COM	8,288 68	6,971 86	-1,316 82	
01-14-09	06-08-09	-100	GENTEX CORP COM	1,302 85	827 89	-474 97	
02-20-09	06-08-09	1,900	SLM CORP COM STK	14,145 31	15,056 73	911 42	
02-26-09	06-08-09	1,600	SLM CORP COM STK	10,479 36	12,679 35	2,199 99	
10-29-08	06-08-09	400	TEMPLE-INLAND INC COM STK	1,959 16	5,531 41	3,572 25	
09-03-08	06-10-09	-400	AUTONATION INC COM STK	7,422 88	4,966 09	-2,456 79	
09-19-08	06-10-09	-400	AUTONATION INC COM STK	7,271 84	6,099 56	-1,172 28	
12-01-08	06-10-09	-200	BORGWARNER INC COM STK	7,165 22	4,432 39	-2,732 83	
12-01-08	06-10-09	-300	BORGWARNER INC COM STK	10,467 57	6,648 59	-3,818 98	
12-11-08	06-10-09	-200	BORGWARNER INC COM STK	6,978 38	4,714 09	-2,264 29	
08-21-08	06-10-09	-100	CHIPOTLE MEXICAN GRILL INC COM	8,163 24	6,971 86	-1,191 38	
01-27-09	06-10-09	-400	GENTEX CORP COM	5,453 76	3,442 66	-2,011 10	
10-22-08	06-10-09	-100	GENTEX CORP COM	1,363 44	939 13	-424 31	
10-22-08	06-10-09	-100	GENTEX CORP COM	1,354 82	939 13	-415 69	
10-22-08	06-10-09	-300	GENTEX CORP COM	4,064 46	2,870 77	-1,193 69	
10-22-08	06-10-09	-100	GENTEX CORP COM	1,373 00	956 92	-416 08	
10-29-08	06-10-09	600	TEMPLE-INLAND INC COM STK	2,938 74	8,515 64	5,576 90	

Please note Buckingham Capital Management does not render advice on tax matters to clients. This information is not intended as tax advice, and you should consult with your own advisors on such decision. This report may not contain all information necessary to make a tax decision, for example this report does not take into account adjustments due to wash sales.

Buckingham Capital Management  
**REALIZED GAINS AND LOSSES**  
*Leeds Family Foundation – Diversified*  
**038C92403**

*From 01-01-09 Through 12-31-09*

Open Date	Close Date	Quantity	Security	Cost Basis	Proceeds	Gain Or Loss	
						Short Term	Long Term
02-24-09	06-10-09	200	TEMPLE-INLAND INC COM STK	848 98	2,838 54	1,989 56	
05-06-09	06-11-09	-29	CALL- IJJ 100 @ 10 EXP 06/20/2009	787 93	5,132 86	4,344 93	
05-07-09	06-11-09	-29	CALL- IJJ 100 @ 10 EXP 06/20/2009	787 93	5,277 86	4,489 93	
08-21-08	06-11-09	-200	CHIHOTLIL MEXICAN GRILL INC COM	16,245 46	13,943 72	-2,301 74	
05-12-09	06-12-09	500	ANADARKO PETE CORP COM STK	22,702 75	24,892 45	2,189 70	
02-26-09	06-12-09	500	BAKER HUGHES INC	15,238 60	20,707 01	5,468 41	
03-16-09	06-23-09	368	ULTRASHORT FINANCIALS PROSHA	50,185 04	16,833 58	-33,351 46	
03-23-09	06-23-09	74	ULTRASHORT FINANCIALS PROSHA	8,380 06	3,385 01	-4,995 05	
03-23-09	06-23-09	300	ULTRASHORT FINANCIALS PROSHA	33,061 02	13,723 03	-19,337 99	
04-02-09	06-23-09	80	ULTRASHORT FINANCIALS PROSHA	6,903 85	3,659 47	-3,244 38	
06-04-09	06-24-09	300	ABERCROMBIE & FITCH CO CL A COM STK	8,459 13	7,852 77	-606 36	
06-05-09	06-24-09	100	ABERCROMBIE & FITCH CO CL A COM STK	2,722 32	2,617 59	-104 73	
06-11-09	06-24-09	100	ABERCROMBIE & FITCH CO CL A COM STK	2,699 26	2,617 59	-81 67	
06-16-09	06-24-09	200	ABERCROMBIE & FITCH CO CL A COM STK	5,142 26	5,235 19	92 93	
06-02-09	06-24-09	500	BURGER KING HOLDINGS INC COM	8,235 00	8,477 28	242 28	
06-02-09	06-24-09	1,300	BURGER KING HOLDINGS INC COM	21,411 00	21,980 74	569 74	
04-30-09	06-25-09	800	LEGG MASON INC COM STK	16,239 44	19,940 68	3,701 24	
06-04-09	07-07-09	100	CHILDREN'S PLACE RETAIL STORES COM STK	3,132 98	2,597 93	-535 05	
06-04-09	07-07-09	100	CHILDREN'S PLACE RETAIL STORES COM STK	3,132 98	2,585 32	-547 66	
06-10-09	07-07-09	300	CHILDREN'S PLACE RETAIL STORES COM STK	9,151 23	7,755 97	-1,395 26	
06-16-09	07-07-09	100	CHILDREN'S PLACE RETAIL STORES COM STK	2,843 14	2,585 32	-257 82	
06-18-09	07-07-09	200	CHILDREN'S PLACE RETAIL STORES COM STK	5,671 16	5,170 65	-500 51	

Please note Buckingham Capital Management does not render advice on tax matters to clients. This information is not intended as tax advice, and you should consult with your own advisors on such decision. This report may not contain all information necessary to make a tax decision, for example this report does not take into account adjustments due to wash sales.



Buckingham Capital Management  
**REALIZED GAINS AND LOSSES**  
*Leeds Family Foundation -- Diversified*  
**038C92403**  
*From 01-01-09 Through 12-31-09*

Open Date	Close Date	Quantity	Security	Cost Basis	Proceeds	Gain Or Loss	
						Short Term	Long Term
10-14-08	07-10-09	1 200	CIT GROUP INC NLW COM STK	6,660 36	1,811 95	-4,848 41	
07-08-09	07-14-09	-300	WATSCO INC CL A COM STK	13,842 18	13,621 26	-220 92	
07-08-09	07-14-09	-200	WATSCO INC CL A COM STK	9 228 12	9,163 96	-64 16	
04-27-09	07-14-09	-100	WYNN RESORTS LTD COM STK	3 303 57	3,774 08	470 51	
07-08-09	07-15-09	-200	WATSCO INC CL A COM STK	9,533 70	9,163 96	-369 74	
06-19-09	07-15-09	200	CHILDREN'S PLACE RETAIL STORES COM STK	5,358 10	5,784 91	426 81	
06-24-09	07-15-09	100	CHILDREN'S PLACE RETAIL STORES COM STK	2,617 37	2,892 45	275 08	
06-25-09	07-15-09	200	CHILDREN'S PLACE RETAIL STORES COM STK	5 211 40	5,801 85	590 45	
06-25-09	07-15-09	200	CHILDREN'S PLACE RETAIL STORES COM STK	5,211 40	5,788 03	576 63	
06-11-09	07-16-09	900	AMERICAN AXLE & MFG HLDGS INC COM STK	3 998 79	1,284 27	-2,714 52	
06-10-09	07-16-09	800	AMERICAN AXLE & MFG HLDGS INC COM STK	3,284 00	1,141 57	-2,142 43	
06-12-09	07-16-09	1 700	AMERICAN AXLE & MFG HLDGS INC COM STK	6,974 93	2,425 83	-4,549 10	
06-10-09	07-16-09	500	AMERICAN AXLE & MFG HLDGS INC COM STK	2,030 40	713 48	-1,316 92	
05-08-09	07-16-09	500	BANK NEW YORK MELLON CORP COM STK	15,288 00	14,699 77	-588 23	
10-14-08	07-16-09	3,900	CIT GROUP INC NEW COM STK	21,646 17	1,817 74	-19,828 43	
10-14-08	07-16-09	4,000	CIT GROUP INC NEW COM STK	22,095 60	1,864 35	-20,231 25	
01-08-09	07-16-09	4 400	CIT GROUP INC NEW COM STK	19,207 76	2,050 79	-17,156 97	
10-24-08	07-16-09	5 400	CIT GROUP INC NEW COM STK	17,554 86	2,516 87	-15,037 99	
10-23-08	07-16-09	2,500	CIT GROUP INC NEW COM STK	8 109 25	1,165 22	-6,944 03	
10-24-08	07-16-09	1 400	CIT GROUP INC NEW COM STK	4,515 14	652 52	-3,862 62	
05-11-09	07-16-09	300	CAPITAL ONE FINL CORP COM	8,361 51	7 795 33	-566 18	
05-15-09	07-16-09	400	CAPITAL ONE FINL CORP COM	10,146 04	10,393 77	247 73	

Please note Buckingham Capital Management does not render advice on tax matters to clients. This information is not intended as tax advice, and you should consult with your own advisors on such decision. This report may not contain all information necessary to make a tax decision, for example this report does not take into account adjustments due to wash sales.

Buckingham Capital Management  
**REALIZED GAINS AND LOSSES**  
*Leeds Family Foundation – Diversified*  
**038C92403**  
*From 01-01-09 Through 12-31-09*

Open Date	Close Date	Quantity	Security	Cost Basis	Proceeds	Gain Or Loss	
						Short Term	Long Term
05-19-09	07-16-09	400	CAPITAL ONE FINL CORP COM	10,145 64	10,393 77	248 13	
06-01-09	07-16-09	300	CAPITAL ONE FINL CORP COM	7,518 00	7,795 33	277 33	
05-11-09	07-16-09	400	DISCOVER FINANCIAL SFRVICES	4,002 96	4,396 52	393 56	
07-08-09	07-16-09	400	DISCOVER FINANCIAL SERVICES	3,794 00	4,396 53	602 53	
07-07-09	07-16-09	300	DISCOVER FINANCIAL SERVICES	2,821 47	3,297 39	475 92	
07-07-09	07-16-09	200	DISCOVER FINANCIAL SFRVICS	1,880 98	2,191 94	310 96	
05-12-09	07-16-09	200	DISCOVER FINANCIAL SFRVICES	1,878 82	2,191 94	313 12	
05-06-09	07-16-09	2,100	DOW CHEMICAL CORP COM STK	32,141 55	34,446 67	2,305 12	
05-06-09	07-16-09	2,000	DOW CHEMICAL CORP COM STK	30,322 00	32,806 35	2,484 35	
06-25-09	07-16-09	150	GOI DMAN SACHS GROUP INC COM STK	21,490 14	23,193 21	1,703 07	
05-20-09	07-16-09	50	GOI DMAN SACHS GROUP INC COM STK	6,857 75	7,731 07	873 32	
06-19-09	07-16-09	53	MASTERCARD INC CL A COM STK	8,536 88	9,295 90	759 02	
04-30-09	07-16-09	300	NOR FHERN TRUST CORP COM STK	16,861 62	17,425 74	564 12	
02-26-09	07-16-09	100	SI M CORP COM STK	654 96	977 39	322 43	
06-03-09	07-16-09	1,600	SI M CORP COM STK	9,591 20	15,638 32	6,047 12	
05-04-09	07-17-09	300	AGCO CORP COM STK	7,867 68	8,886 85	1,019 17	
06-10-09	07-17-09	400	AMERICAN AXLE & MFG HLDGS INC COM STK	1,624 32	528 83	-1,095 49	
06-15-09	07-17-09	900	AMERICAN AXLE & MFG HLDGS INC COM STK	3,374 91	1,189 86	-2,185 05	
06-15-09	07-17-09	800	AMERICAN AXLE & MFG HLDGS INC COM STK	2,958 32	1,057 65	-1,900 67	
06-19-09	07-17-09	1,700	AMERICAN AXLE & MFG HLDGS INC COM STK	5,792 07	2,247 51	-3,544 56	
06-19-09	07-17-09	400	AMERICAN AXLE & MFG HLDGS INC COM STK	1,325 52	528 82	-796 70	
10-24-08	07-17-09	2,100	CII GROUP INC NEW COM STK	6,772 71	1,135 44	-5,637 27	
10-23-08	07-17-09	1,100	CII GROUP INC NEW COM STK	3,535 40	594 75	-2,940 65	
06-03-09	07-17-09	1,400	CII GROUP INC NEW COM STK	4,410 00	756 96	-3,653 04	

Please note Buckingham Capital Management does not render advice on tax matters to clients. This information is not intended as tax advice, and you should consult with your own advisors on such decision. This report may not contain all information necessary to make a tax decision, for example this report does not take into account adjustments due to wash sales.

Buckingham Capital Management  
**REALIZED GAINS AND LOSSES**  
*Leeds Family Foundation – Diversified*  
**038C92403**  
*From 01-01-09 Through 12-31-09*

Open Date	Close Date	Quantity	Security	Cost Basis	Proceeds	Gain Or Loss	
						Short Term	Long Term
06-03-09	07-17-09	400	CIT GROUP INC NEW COM STK	1,260 00	225 67	-1,034 33	
06-15-09	07-17-09	1 800	CIT GROUP INC NEW COM STK	5,511 42	1 015 53	-4,495 89	
04-23-09	07-17-09	2,700	CIT GROUP INC NEW COM STK	8,109 45	1,523 30	-6,586 15	
03-25-09	07-17-09	1 800	CIT GROUP INC NEW COM STK	4 892 40	1,015 53	-3,876 87	
04-27-09	07-17-09	1,400	CIT GROUP INC NEW COM STK	3 469 62	789 86	-2,679 76	
04-24-09	07-17-09	1,400	CIT GROUP INC NEW COM STK	3,339 98	789 86	-2,550 12	
02-20-09	07-17-09	2 500	CIT GROUP INC NEW COM STK	4,395 00	1,410 47	-2,984 53	
05-04-09	07-20-09	100	AGCO CORP COM STK	2 622 56	2,981 50	358 94	
05-01-09	07-20-09	300	AGCO CORP COM STK	7 697 94	8,944 51	1,246 57	
06-19-09	07-20-09	1,300	AMERICAN AXLE & MFG HLDGS INC COM STK	4,307 94	1,852 58	-2,455 36	
07-02-09	07-20-09	200	AMERICAN AXLE & MFG HLDGS INC COM STK	655 44	285 01	-370 43	
06-09-09	07-20-09	300	INTERNATIONAL GAME TECHNOLOGY COM	5,087 79	5,411 02	323 23	
07-15-09	07-20-09	100	INTERNATIONAL GAME TECHNOLOGY COM	1,633 85	1,803 67	169 82	
07-14-09	07-20-09	1,500	LAS VEGAS SANDS CORP COM STK	10,632 15	14,476 12	3,843 97	
07-14-09	07-20-09	900	LAS VEGAS SANDS CORP COM STK	6,379 29	8,871 43	2,492 14	
06-01-09	07-20-09	400	IFREX CORP NEW COM STK	5,713 76	5,565 85	-147 91	
05-01-09	07-21-09	200	AGCO CORP COM STK	5,131 96	6,214 52	1,082 56	
06-05-09	07-21-09	200	PACKAGING CORP AMER COM STK	3,388 70	4,154 21	765 51	
06-03-09	07-21-09	200	SLM CORP COM STK	1,198 90	1,877 73	678 83	
05-12-09	07-21-09	1,500	SLM CORP COM STK	8,789 10	14,082 98	5,293 88	
06-01-09	07-21-09	200	IFREX CORP NEW COM STK	2 856 88	2,862 02	5 14	
07-09-09	07-21-09	200	TEMPLE-INLAND INC COM STK	2,344 96	3,006 82	661 86	
07-22-09	07-22-09	-200	CHIPPONLE MEXICAN GRILL INC COM	17,362 40	18,024 08	661 68	
07-02-09	07-22-09	2 400	AMERICAN AXLE & MFG HLDGS INC COM STK	7,865 28	3,138 40	-4,726 88	

Please note Buckingham Capital Management does not render advice on tax matters to clients. This information is not intended as tax advice, and you should consult with your own advisors on such decision. This report may not contain all information necessary to make a tax decision, for example this report does not take into account adjustments due to wash sales.

Buckingham Capital Management  
**REALIZED GAINS AND LOSSES**  
*Leeds Family Foundation -- Diversified*  
**038C92403**  
*From 01-01-09 Through 12-31-09*

Open Date	Close Date	Quantity	Security	Cost Basis	Proceeds	Gain Or Loss	
						Short Term	Long Term
06-17-09	07-22-09	800	AMERICAN AXLE & MFG HLDGS INC COM STK	2,614 88	1,046 13	-1,568 75	
06-17-09	07-22-09	900	AMERICAN AXLE & MFG HLDGS INC COM STK	2,841 57	1,176 90	-1,664 67	
06-22-09	07-22-09	2 600	AMERICAN AXLE & MFG HLDGS INC COM STK	7,979 92	3,399 93	-4,579 99	
06-24-09	07-22-09	2,000	AMERICAN AXLE & MFG HLDGS INC COM STK	6,126 20	2,615 33	-3,510 87	
06-16-09	07-22-09	200	BEST BUY INC COM STK	7,496 88	7,202 31	-294 57	
06-16-09	07-22-09	200	BEST BUY INC COM STK	7,247 72	7,202 32	-45 40	
06-18-09	07-22-09	100	BEST BUY INC COM STK	3,432 32	3,601 16	168 84	
06-24-09	07-22-09	100	BEST BUY INC COM STK	3,325 60	3,601 16	275 56	
06-23-09	07-22-09	200	BEST BUY INC COM STK	6,589 68	7,202 31	612 63	
07-02-09	07-22-09	300	BEST BUY INC COM STK	9,700 68	10,803 47	1,102 79	
04-22-09	07-22-09	100	DOMINOS PIZZA	795 10	805 27	10 17	
04-22-09	07-22-09	200	DOMINOS PIZZA	1,590 20	1,612 51	22 31	
04-22-09	07-22-09	100	DOMINOS PIZZA	765 27	806 26	40 99	
04-22-09	07-22-09	100	DOMINOS PIZZA	765 27	803 43	38 16	
04-22-09	07-22-09	300	DOMINOS PIZZA	2,280 51	2,410 29	129 78	
04-09-09	07-22-09	3,800	DOMINOS PIZZA	27,409 02	30,530 30	3,121 28	
04-09-09	07-22-09	700	DOMINOS PIZZA	5,049 03	5,430 32	381 29	
04-09-09	07-22-09	900	DOMINOS PIZZA	6,491 61	7,657 45	1,165 84	
06-10-09	07-22-09	600	INTERNATIONAL GAME TECHNOLOGY COM	9,730 08	10,313 79	583 71	
06-12-09	07-22-09	200	INTERNATIONAL GAME TECHNOLOGY COM	3,198 00	3,437 93	239 93	
06-15-09	07-22-09	400	INTERNATIONAL GAME TECHNOLOGY COM	6,298 56	6,875 86	577 30	
06-17-09	07-22-09	200	INTERNATIONAL GAME TECHNOLOGY COM	3,127 00	3,437 93	310 93	
06-16-09	07-22-09	300	INTERNATIONAL GAME TECHNOLOGY COM	4,662 87	5,156 90	494 03	
06-22-09	07-22-09	300	INTERNATIONAL GAME TECHNOLOGY COM	4,547 94	5,156 90	608 96	
07-02-09	07-22-09	200	INTERNATIONAL GAME TECHNOLOGY COM	3,009 96	3,437 93	427 97	
07-02-09	07-22-09	200	INTERNATIONAL GAME TECHNOLOGY COM	3,006 86	3,437 93	431 07	
07-14-09	07-22-09	200	INTERNATIONAL GAME TECHNOLOGY COM	2,991 34	3,437 93	446 59	
07-10-09	07-22-09	400	INTERNATIONAL GAME TECHNOLOGY COM	5,840 88	6,875 87	1,034 99	

Please note Buckingham Capital Management does not render advice on tax matters to clients. This information is not intended as tax advice, and you should consult with your own advisors on such decision. This report may not contain all information necessary to make a tax decision, for example this report does not take into account adjustments due to wash sales.

Buckingham Capital Management  
**REALIZED GAINS AND LOSSES**  
*Leeds Family Foundation – Diversified*  
**038C92403**  
*From 01-01-09 Through 12-31-09*

Open Date	Close Date	Quantity	Security	Cost Basis	Proceeds	Gain Or Loss	
						Short Term	Long Term
07-06-09	07-22-09	200	INTERNATIONAL GAME TECHNOLOGY COM	2,874.90	3,437.93	563.03	
07-09-09	07-22-09	200	INTERNATIONAL GAME TECHNOLOGY COM	2,845.30	3,437.93	592.63	
07-09-09	07-22-09	500	INTERNATIONAL GAME TECHNOLOGY COM	7,113.25	8,590.67	1,477.42	
07-14-09	07-22-09	500	LAS VEGAS SANDS CORP COM STK	3,544.05	4,994.17	1,450.12	
07-22-09	07-23-09	-100	CHIPOTLE MEXICAN GRILL INC COM	8,632.48	9,012.04	379.56	
05-01-09	07-23-09	100	AGCO CORP COM STK	2,565.98	3,042.31	476.33	
04-30-09	07-23-09	200	AGCO CORP COM STK	5,075.48	6,084.62	1,009.14	
06-09-09	07-23-09	200	AEROPOSTALE COM STK	7,266.40	7,523.08	256.68	
06-24-09	07-23-09	900	AMERICAN AXLE & MFG HLDGS INC COM STK	2,756.79	1,046.58	-1,710.21	
06-24-09	07-23-09	400	AMERICAN AXLE & MFG HLDGS INC COM STK	1,206.60	465.15	-741.45	
07-06-09	07-23-09	1,400	AMERICAN AXLE & MFG HLDGS INC COM STK	4,118.38	1,628.01	-2,490.37	
07-06-09	07-23-09	1,700	AMERICAN AXLE & MFG HLDGS INC COM STK	4,825.96	1,976.88	-2,849.08	
06-23-09	07-23-09	900	AMERICAN AXLE & MFG HLDGS INC COM STK	2,340.00	1,040.64	-1,299.36	
06-23-09	07-23-09	800	AMERICAN AXLE & MFG HLDGS INC COM STK	2,080.00	912.21	-1,167.79	
05-12-09	07-23-09	700	DISCOVER FINANCIAL SERVICES	6,575.87	7,875.21	1,299.34	
04-30-09	07-23-09	800	DISCOVER FINANCIAL SERVICES	6,822.32	9,000.25	2,177.93	
04-09-09	07-23-09	600	DOMINOS PIZZA	4,327.74	4,974.89	647.15	
04-21-09	07-23-09	400	DOMINOS PIZZA	2,832.00	3,316.59	484.59	
06-11-09	07-23-09	200	FOSSIL INC COM STK	4,790.14	5,089.70	299.56	
06-09-09	07-23-09	200	GUESS INC COM STK	5,710.20	5,744.27	34.07	
06-16-09	07-23-09	200	GILDAN ACTIVEWEAR INC COM CAD	3,252.34	3,394.55	142.21	
06-17-09	07-23-09	100	GILDAN ACTIVEWEAR INC COM CAD	1,575.69	1,697.27	121.58	
05-20-09	07-23-09	50	GOLDMAN SACHS GROUP INC COM STK	6,857.75	8,297.29	1,439.54	
07-08-09	07-23-09	100	GOLDMAN SACHS GROUP INC COM STK	13,652.61	16,594.57	2,941.96	
07-08-09	07-23-09	50	GOLDMAN SACHS GROUP INC COM STK	6,794.09	8,297.28	1,503.20	

Please note: Buckingham Capital Management does not render advice on tax matters to clients. This information is not intended as tax advice, and you should consult with your own advisors on such decision. This report may not contain all information necessary to make a tax decision, for example this report does not take into account adjustments due to wash sales.

Buckingham Capital Management  
**REALIZED GAINS AND LOSSES**  
*Leeds Family Foundation – Diversified*  
**038C92403**

*From 01-01-09 Through 12-31-09*

Open Date	Close Date	Quantity	Security	Cost Basis	Proceeds	Gain Or Loss	
						Short Term	Long Term
06-09-09	07-23-09	200	GYMBOREF CORP COM STK	7,385.08	7,765.06	379.98	
06-26-09	07-23-09	300	INTERNATIONAL PAPER CO COM STK	4,209.51	5,434.45	1,224.94	
06-13-06	07-23-09	600	INVESCO LTD COM STK	10,196.76	11,637.36		1,440.60
12-20-05	07-23-09	100	INVESCO LTD COM STK	1,594.51	1,939.56		345.05
12-21-05	07-23-09	200	INVESCO LTD COM STK	3,131.00	3,879.12		748.12
12-16-05	07-23-09	100	INVESCO LTD COM STK	1,561.00	1,939.56		378.56
12-29-05	07-23-09	100	INVESCO LTD COM STK	1,547.95	1,939.56		391.61
04-30-09	07-23-09	200	INVESCO LTD COM STK	3,055.74	3,879.12	823.38	
06-09-09	07-23-09	400	JPMORGAN CHASE & CO COM	14,266.84	15,329.84	1,063.00	
06-04-09	07-23-09	100	KOHL'S CORP COM STK	4,577.61	4,908.30	330.69	
06-16-09	07-23-09	100	KOHL'S CORP COM STK	4,416.76	4,908.30	491.54	
07-02-09	07-23-09	400	LEGG MASON INC COM STK	9,575.92	11,150.07	1,574.15	
07-06-09	07-23-09	200	LEGG MASON INC COM STK	4,582.38	5,575.03	992.65	
07-14-09	07-23-09	200	LAS VEGAS SANDS CORP COM STK	1,417.62	2,031.94	614.32	
06-01-09	07-23-09	700	MORGAN STANLEY COM STK	21,363.02	19,941.29	-1,421.73	
06-05-09	07-23-09	300	PACKAGING CORP AMER COM STK	5,083.05	6,011.57	928.52	
06-25-09	07-23-09	300	COLLECTIVE BRANDS INC COM STK	4,324.41	4,735.62	411.21	
06-24-09	07-23-09	200	COLLECTIVE BRANDS INC COM STK	2,800.76	3,157.08	356.32	
06-11-09	07-23-09	200	COLLECTIVE BRANDS INC COM STK	2,796.50	3,157.07	360.57	
06-09-09	07-23-09	200	PHILIPS-VAN HEUSEN CORP COM STK	6,066.94	6,755.70	688.76	
06-24-09	07-23-09	100	PHILIPS-VAN HEUSEN CORP COM STK	2,727.83	3,377.85	650.02	
06-30-09	07-23-09	200	POLORAI PH LAUREN CORP CL A COM STK	10,714.78	12,213.02	1,498.24	
06-01-09	07-23-09	300	TIREX CORP NEW COM STK	4,285.32	4,296.48	11.16	
06-09-09	07-23-09	200	TIX COS INC NEW COM STK	6,181.76	7,180.07	998.31	
06-24-09	07-23-09	100	TIX COS INC NEW COM STK	3,042.04	3,590.04	548.00	
05-12-09	07-23-09	500	WARNACO GROUP INC COM STK	14,313.75	17,994.98	3,681.23	
04-30-09	07-24-09	200	AGCO CORP COM STK	5,075.48	6,223.77	1,148.29	

Please note Buckingham Capital Management does not render advice on tax matters to clients. This information is not intended as tax advice, and you should consult with your own advisors on such decision. This report may not contain all information necessary to make a tax decision, for example this report does not take into account adjustments due to wash sales.

Buckingham Capital Management  
**REALIZED GAINS AND LOSSES**  
*Leeds Family Foundation – Diversified*  
**038C92403**  
*From 01-01-09 Through 12-31-09*

Open Date	Close Date	Quantity	Security	Cost Basis	Proceeds	Gain Or Loss	
						Short Term	Long Term
06-23-09	07-24-09	800	AMERICAN AXLE & MFG HLDGS INC COM STK	2,080 00	953 49	-1,126 51	
06-23-09	07-24-09	900	AMERICAN AXLE & MFG HLDGS INC COM STK	2,304 99	1,072 68	-1,232 31	
07-07-09	07-24-09	1,700	AMERICAN AXLE & MFG HLDGS INC COM STK	4,073 71	2,026 18	-2,047 53	
07-07-09	07-24-09	300	AMERICAN AXLE & MFG HLDGS INC COM STK	666 72	357 56	-309 16	
06-01-09	07-24-09	500	CAPITAL ONE FINI CORP COM	12 530 00	15,068 61	2,538 61	
07-14-09	07-24-09	100	LAS VEGAS SANDS CORP COM STK	708 81	1,073 88	365 07	
07-09-09	07-24-09	400	LAS VEGAS SANDS CORP COM STK	2,817 52	4,295 53	1,478 01	
06-11-09	07-24-09	300	COLLECTIVE BRANDS INC COM STK	4,194 75	4,746 29	551 54	
06-11-09	07-24-09	100	COLLECTIVE BRANDS INC COM STK	1,398 25	1,593 52	195 27	
07-02-09	07-24-09	300	COLLECTIVE BRANDS INC COM STK	4,176 03	4,780 55	604 52	
07-02-09	07-24-09	200	COLLECTIVE BRANDS INC COM STK	2,784 02	3,187 28	403 26	
06-23-09	07-24-09	400	COLLECTIVE BRANDS INC COM STK	5,389 20	6,374 55	985 35	
06-15-09	07-24-09	200	COLLECTIVE BRANDS INC COM STK	2 674 30	3,187 28	512 98	
05-29-09	07-24-09	200	HERIX CORP NEW COM STK	2,816 36	2,875 46	59 10	
04-30-09	07-27-09	200	AGCO CORP COM STK	5,075 48	6,306 13	1,230 65	
04-30-09	07-27-09	100	AGCO CORP COM STK	2,537 74	3,140 48	602 74	
07-07-09	07-27-09	1,500	AMERICAN AXLE & MFG HLDGS INC COM STK	3,333 60	1,907 95	-1,425 65	
07-09-09	07-27-09	3 500	AMERICAN AXLE & MFG HLDGS INC COM STK	7,290 85	4,451 88	-2,838 97	
05-11-09	07-27-09	300	BANK OF AMERICA CORP COM STK	3,949 50	3,900 08	-49 42	
05-12-09	07-27-09	700	BANK OF AMERICA CORP COM STK	8,788 15	9,100 18	312 03	
05-12-09	07-27-09	300	BANK OF AMERICA CORP COM STK	3,693 00	3,900 08	207 08	
05-08-09	07-27-09	900	DR HORTON INC COM STK	8,918 01	10 233 36	1,315 35	
06-09-09	07-27-09	100	DR HORTON INC COM STK	976 15	1,137 04	160 89	
07-23-09	07-27-09	300	TENNAR CORP CL A COM STK	3 262 32	3,542 43	280 11	

Please note Buckingham Capital Management does not render advice on tax matters to clients. This information is not intended as tax advice, and you should consult with your own advisors on such decision. This report may not contain all information necessary to make a tax decision, for example this report does not take into account adjustments due to wash sales.

Buckingham Capital Management  
**REALIZED GAINS AND LOSSES**  
*Leeds Family Foundation – Diversified*  
**038C92403**  
*From 01-01-09 Through 12-31-09*

Open Date	Close Date	Quantity	Security	Cost Basis	Proceeds	Gain Or Loss	
						Short Term	Long Term
07-21-09	07-27-09	700	LINNAR CORP COM STK	6,977.04	8,265.66	1,288.62	
05-21-09	07-27-09	200	LINNAR CORP COM STK	1,855.50	2,361.62	506.12	
10-24-08	07-27-09	700	LOUISIANA-PAC CORP COM STK	2,362.99	2,809.51	446.52	
10-24-08	07-27-09	800	LOUISIANA-PAC CORP COM STK	2,700.56	3,239.59	539.03	
10-24-08	07-27-09	600	LOUISIANA-PAC CORP COM STK	1,980.48	2,429.70	449.22	
07-09-09	07-27-09	500	LAS VEGAS SANDS CORP COM STK	3,521.90	5,588.20	2,066.30	
07-10-09	07-27-09	400	LAS VEGAS SANDS CORP COM STK	2,784.32	4,470.56	1,686.24	
07-09-09	07-27-09	400	LAS VEGAS SANDS CORP COM STK	2,700.36	4,470.57	1,770.21	
07-08-09	07-27-09	400	LAS VEGAS SANDS CORP COM STK	2,616.24	4,470.56	1,854.32	
05-12-09	07-27-09	500	THE RYLAND GROUP INC COM STK	10,016.30	10,279.98	263.68	
05-29-09	07-27-09	200	TRILEX CORP NEW COM STK	2,816.36	2,907.38	91.02	
07-09-09	07-27-09	300	EMPIRE INLAND INC COM STK	3,517.44	4,704.35	1,186.91	
06-11-09	07-28-09	100	GENESCO INC STK	2,323.99	2,028.73	-295.26	
06-11-09	07-28-09	200	GENESCO INC STK	4,645.00	4,057.45	-587.55	
06-12-09	07-28-09	200	GENESCO INC STK	4,332.50	4,050.47	-282.03	
06-25-09	07-28-09	100	GENESCO INC STK	1,938.00	2,025.24	87.24	
10-29-08	07-28-09	100	WABCO HOLDINGS INC	1,703.23	1,939.82	236.59	
10-29-08	07-28-09	500	WABCO HOLDINGS INC	8,460.70	9,699.10	1,238.40	
07-22-09	07-29-09	-200	CHIPOTLE MEXICAN GRILL INC COM	19,367.62	18,024.08	-1,343.54	
06-23-09	07-29-09	-600	DAIMLERCHRYSLER AG COM	26,577.96	21,254.09	-5,323.87	
07-06-09	07-29-09	300	COACH INC STK	7,510.62	8,668.27	1,157.65	
07-07-09	07-29-09	200	COACH INC STK	4,899.20	5,778.85	879.65	
06-11-09	07-29-09	100	Fossil INC STK	2,395.07	2,557.44	162.37	
06-25-09	07-29-09	100	GENESCO INC STK	1,937.54	2,018.87	81.33	
06-24-09	07-29-09	100	GENESCO INC STK	1,928.23	2,032.14	103.91	

Please note Buckingham Capital Management does not render advice on tax matters to clients. This information is not intended as tax advice, and you should consult with your own advisors on such decision. This report may not contain all information necessary to make a tax decision, for example this report does not take into account adjustments due to wash sales.



Buckingham Capital Management  
**REALIZED GAINS AND LOSSES**  
*Leeds Family Foundation – Diversified*  
**038C92403**  
*From 01-01-09 Through 12-31-09*

Open Date	Close Date	Quantity	Security	Cost Basis	Proceeds	Gain Or Loss	
						Short Term	Long Term
06-26-09	07-29-09	100	GENESCO INC COM STK	1,926.65	2,024.04	97.39	
10-29-08	07-29-09	400	WABCO HOI DINGS INC	6,768.56	7,495.60	727.04	
04-15-09	07-30-09	200	CROWN CASTLE INTERNATIONAL COR COM STK	4,795.44	5,868.40	1,072.96	
06-12-09	07-30-09	200	FOSSIL INC COM STK	4,589.30	5,286.88	697.58	
06-15-09	07-30-09	200	FOSSIL INC COM STK	4,493.02	5,286.88	793.86	
06-24-09	07-30-09	100	FOSSIL INC COM STK	2,235.46	2,672.93	437.47	
06-26-09	07-30-09	400	INTERNATIONAL PAPER CO COM STK	5,612.68	7,572.80	1,960.12	
06-05-09	07-30-09	300	PACKAGING CORP AMER COM STK	5,083.05	5,897.33	814.28	
05-29-09	07-30-09	200	TERIX CORP NEW COM STK	2,816.36	2,968.96	152.60	
07-09-09	07-30-09	400	TEMPLE-INLAND INC COM STK	4,689.92	6,435.31	1,745.39	
06-23-09	07-31-09	-100	DAIMLERCHRYSLER AG COM	4,650.10	3,542.35	-1,107.75	
06-23-09	08-03-09	-200	DAIMLERCHRYSLER AG COM	9,692.06	7,084.70	-2,607.36	
06-24-09	08-03-09	-400	DAIMLERCHRYSLER AG COM	19,384.12	14,442.54	-4,941.58	
07-22-09	08-03-09	-900	INTERNATIONAL GAME TECHNOLOGY COM	18,639.00	15,396.89	-3,242.11	
04-28-09	08-03-09	100	AGCO CORP COM STK	2,394.27	3,251.61	857.34	
05-29-09	08-03-09	100	PEREX CORP NEW COM STK	1,408.18	1,595.75	187.57	
05-29-09	08-03-09	200	TERIX CORP NEW COM STK	2,773.24	3,191.49	418.25	
06-10-09	08-03-09	1,000	VALFRO ENRGY CORP COM STK	18,383.40	18,307.52	-75.88	
07-08-09	08-04-09	-900	FINANCIAL SELECT SECTOR SPDR	12,294.00	9,760.61	-2,533.39	
07-08-09	08-04-09	-4,400	FINANCIAL SELECT SECTOR SPDR	59,858.48	47,718.53	-12,139.95	
06-01-09	08-04-09	900	AMERICAN EAGLE OUTFITTERS INC COM STK	13,521.96	12,800.73	-721.23	
06-04-09	08-04-09	100	AMERICAN EAGLE OUTFITTERS INC COM STK	1,481.61	1,422.30	-59.31	
05-12-09	08-04-09	100	BANK OF AMERICA CORP COM STK	1,231.00	1,591.96	360.96	

Please note: Buckingham Capital Management does not render advice on tax matters to clients. This information is not intended as tax advice, and you should consult with your own advisors on such decision. This report may not contain all information necessary to make a tax decision, for example this report does not take into account adjustments due to wash sales.

Buckingham Capital Management  
**REALIZED GAINS AND LOSSES**  
*Leeds Family Foundation – Diversified*  
**038C92403**

From 01-01-09 Through 12-31-09

Open Date	Close Date	Quantity	Security	Cost Basis	Proceeds	Gain Or Loss	
						Short Term	Long Term
06-25-09	08-04-09	600	BANK OF AMERICA CORP COM STK	7,338 00	9,551 75	2,213 75	
05-07-09	08-04-09	2,400	CITIGROUP INC COM STK	9,851 76	7,727 80	-2,123 96	
07-30-09	08-04-09	500	FEDERATED INVS INC PA CL B COM STK	13,144 15	12,673 47	-470 68	
07-08-09	08-04-09	100	GOLDMAN SACHS GROUP INC COM STK	13,588 17	16,462 80	2,874 63	
04-30-09	08-04-09	800	INVESCO LTD COM STK	12,222 96	16,134 22	3,911 26	
07-06-09	08-04-09	300	LEGG MASON INC COM STK	6,873 57	8,289 95	1,416 38	
04-30-09	08-04-09	100	LEGG MASON INC COM STK	2,029 93	2,763 32	733 39	
10-24-08	08-04-09	900	LOUISIANA-PAC CORP COM STK	2,970 72	4,455 96	1,485 24	
10-23-08	08-04-09	300	LOUISIANA-PAC CORP COM STK	979 92	1,485 32	505 40	
06-01-09	08-04-09	100	MORGAN STANLEY COM STK	3,051 86	2,986 05	-65 81	
06-10-09	08-04-09	400	MORGAN STANLEY COM STK	11,876 80	11,944 21	67 41	
06-02-09	08-04-09	500	MORGAN STANLEY COM STK	13,720 00	14,930 27	1,210 27	
07-06-09	08-04-09	100	MORGAN STANLEY COM STK	2,652 78	2,986 05	333 27	
07-08-09	08-04-09	200	TEMPLE-FINLAND INC COM STK	2,272 36	3,218 33	945 97	
07-30-09	08-04-09	400	WADDLE & REED FINL INC CL A COM STK	11,158 32	11,302 51	144 19	
07-30-09	08-04-09	300	WADDLE & REED FINL INC CL A COM STK	8,269 50	8,476 88	207 38	
07-01-09	08-05-09	-200	DAIMLERCHRYSLER AG COM	9,507 68	7,474 28	-2,033 40	
06-25-09	08-05-09	300	BANK OF AMERICA CORP COM STK	3,669 00	4,979 87	1,310 87	
05-13-09	08-05-09	300	BANK OF AMERICA CORP COM STK	3,500 07	4,979 87	1,479 80	
05-07-09	08-05-09	1,100	CITIGROUP INC COM STK	4,515 39	3,772 90	-742 49	
07-30-09	08-05-09	200	FEDERATED INVS INC PA CL B COM STK	5,257 66	5,086 59	-171 07	
08-03-09	08-05-09	300	FEDERATED INVS INC PA CL B COM STK	7,441 89	7,629 88	187 99	
06-09-09	08-05-09	200	JPMORGAN CHASE & CO COM	7,133 42	8,249 88	1,116 46	
05-21-09	08-05-09	100	LEGG MASON INC COM STK	1,853 49	2,802 52	949 03	
05-05-09	08-05-09	300	LEGG MASON INC COM STK	5,398 77	8,407 55	3,008 78	

Please note Buckingham Capital Management does not render advice on tax matters to clients. This information is not intended as tax advice, and you should consult with your own advisors on such decision. This report may not contain all information necessary to make a tax decision, for example this report does not take into account adjustments due to wash sales.

Buckingham Capital Management  
**REALIZED GAINS AND LOSSES**  
*Leeds Family Foundation – Diversified*  
**038C92403**  
From 01-01-09 Through 12-31-09

Open Date	Close Date	Quantity	Security	Cost Basis	Proceeds	Gain Or Loss	
						Short Term	Long Term
10-23-08	08-05-09	400	LOUISIANA-PAC CORP COM STK	1,290 00	2,198 82	908 82	
07-06-09	08-05-09	400	MORGAN STANLEY COM STK	10 611 12	12,088 00	1,476 88	
06-25-09	08-05-09	200	POI O RAI PH LAUREN CORP CL A COM STK	10,665 16	13,365 79	2,700 63	
05-12-09	08-05-09	200	WARNACO GROUP INC COM STK	5,725 50	7,488 84	1,763 34	
07-23-09	08-06-09	-200	CHIPOTLE MEXICAN GRILL INC COM	18,875 74	18 201 31	-674 43	
07-17-09	08-06-09	-200	DAIMLERCHRYSLER AG COM	9 441 70	8,150 73	-1,290 97	
07-08-09	08-06-09	-1 300	FINANCIAL SELECT SECTOR SPDR	18,395 00	14,098 66	-4,296 34	
07-08-09	08-06-09	-3,300	FINANCIAL SELECT SECTOR SPDR	46,695 00	36,178 29	-10,516 71	
06-23-09	08-06-09	-1 600	SPDR S&P RETAIL ETF	50,018 56	42,054 91	-7,963 65	
07-08-09	08-06-09	-400	SPDR S&P RETAIL ETF	12,504 64	10,526 37	-1,978 27	
07-22-09	08-06-09	200	AMERICAN TOWER	6,554 00	6,606 03	52 03	
05-21-09	08-06-09	300	AMERICAN TOWER	8,765 01	9,909 04	1,144 03	
07-21-09	08-06-09	700	ABERCROMBIE & FITCH CO CL A COM STK	18 415 53	21,372 20	2,956 67	
04-15-09	08-06-09	700	CROWN CASTLE INTERNATIONAL COR COM STK	16,784 04	19,934 15	3,150 11	
05-05-09	08-06-09	100	LEGG MASON INC COM STK	1,799 59	2,861 79	1,062 20	
01-28-09	08-06-09	300	LEGG MASON INC COM STK	4 985 79	8,585 35	3,599 56	
01-28-09	08-06-09	300	LEGG MASON INC COM STK	4,947 69	8,585 36	3,637 67	
10-23-08	08-06-09	100	LOUISIANA-PAC CORP COM STK	322 50	645 46	322 96	
06-10-09	08-06-09	400	SBA COMMUNICATIONS CORP CL A COM STK	9 484 36	10,204 74	720 38	
05-21-09	08-06-09	300	SBA COMMUNICATIONS CORP CL A COM STK	7 017 81	7,653 55	635 74	
07-23-09	08-07-09	-100	CHIPOTLE MEXICAN GRILL INC COM	9 328 21	9,100 65	-227 56	
07-23-09	08-07-09	-200	DAIMLERCHRYSLER AG COM	9,551 00	8,824 95	-726 05	
07-22-09	08-07-09	-500	INTERNATIONAL GAME TECHNOLOGY COM	9 991 00	8,573 97	-1,417 03	
07-23-09	08-07-09	-400	INTERNATIONAL GAME TECHNOLOGY COM	7,992 80	7,796 31	-196 49	
04-28-09	08-07-09	200	AGCO CORP COM STK	4,788 54	6,683 18	1,894 64	
07-30-09	08-07-09	100	AEROPOSTALE COM STK	3,732 44	3,745 92	13 48	

Please note Buckingham Capital Management does not render advice on tax matters to clients. This information is not intended as tax advice, and you should consult with your own advisors on such decision. This report may not contain all information necessary to make a tax decision, for example this report does not take into account adjustments due to wash sales.

Buckingham Capital Management  
**REALIZED GAINS AND LOSSES**  
*Leeds Family Foundation – Diversified*  
**038C92403**

*From 01-01-09 Through 12-31-09*

Open Date	Close Date	Quantity	Security	Cost Basis	Proceeds	Gain Or Loss	
						Short Term	Long Term
06-01-09	08-07-09	100	CAPITAL ONE FINL CORP COM	2,506 00	3,412 52	906 52	
05-12-09	08-07-09	100	CAPITAL ONE FINL CORP COM	2,489 49	3,412 52	923 03	
06-09-09	08-07-09	200	D R HORTON INC COM STK	1,952 30	2 692 59	740 29	
06-05-09	08-07-09	300	D R HORTON INC COM STK	2 862 21	4,038 88	1,176 67	
07-15-09	08-07-09	500	LENNAR CORP CL A COM STK	4,608 20	6,686 07	2,077 87	
10-23-08	08-07-09	300	LOUISIANA-PAC CORP COM STK	967 50	1 940 56	973 06	
05-08-09	08-07-09	200	THE RYLAND GROUP INC COM STK	3,960 54	4,794 73	834 19	
05-29-09	08-07-09	200	TEREX CORP NEW COM STK	2,759 58	3,390 29	630 71	
05-29-09	08-07-09	100	TEREX CORP NEW COM STK	1 374 86	1 695 14	320 28	
07-08-09	08-07-09	200	TEMPLE-INLAND INC COM STK	2,272 36	3,392 61	1,120 25	
07-30-09	08-10-09	300	AEROPOSTALE COM STK	11,197 32	10,984 51	-212 81	
06-26-09	08-10-09	200	GENESCO INC COM STK	3,853 30	4,597 88	744 58	
06-10-09	08-10-09	100	GULSS INC COM STK	2,744 97	2,917 67	172 70	
06-19-09	08-10-09	100	KOHL'S CORP COM STK	4 376 74	5,265 63	888 89	
06-24-09	08-10-09	100	PHILIPPS-VAN HEUSEN CORP COM STK	2,727 83	3,539 13	811 30	
06-11-09	08-10-09	200	URBAN OUTFITTERS INC COM STK	4,254 28	5,414 70	1,160 42	
06-01-09	08-10-09	200	URBAN OUTFITTERS INC COM STK	4,219 60	5,414 70	1,195 10	
05-12-09	08-10-09	200	WARNACO GROUP INC COM STK	5,725 50	7,780 27	2,054 77	
07-08-09	08-11-09	-2,300	FINANCIAL SECTOR SELECTOR SPDR	32 084 77	25,215 17	-6,869 60	
07-08-09	08-11-09	-1 000	SPDR S&P 500 ETF	31,356 70	26,315 92	-5,040 78	
05-07-09	08-11-09	200	NORTHERN TRUST CORP COM STK	11,190 48	12,157 28	966 80	
07-08-09	08-11-09	100	TEMPLE-INLAND INC COM STK	1,136 18	1 667 72	531 54	
02-24-09	08-11-09	900	TEMPLE-INLAND INC COM STK	3,820 41	15,009 45	11,189 04	
02-24-09	08-11-09	200	TEMPLE-INLAND INC COM STK	848 98	3,328 43	2,479 45	
04-28-09	08-12-09	100	AGCO CORP COM STK	2,394 27	3,219 78	825 51	

Please note Buckingham Capital Management does not render advice on tax matters to clients. This information is not intended as tax advice, and you should consult with your own advisors on such decision. This report may not contain all information necessary to make a tax decision, for example this report does not take into account adjustments due to wash sales.

Buckingham Capital Management  
**REALIZED GAINS AND LOSSES**  
*Leeds Family Foundation – Diversified*  
**038C92403**  
*From 01-01-09 Through 12-31-09*

Open Date	Close Date	Quantity	Security	Cost Basis	Proceeds	Gain Or Loss	
						Short Term	Long Term
04-28-09	08-12-09	400	AGCO CORP COM STK	9,571 80	12,879 10	3,307 30	
04-28-09	08-12-09	100	AGCO CORP COM STK	2,392 95	3,223 84	830 89	
05-11-09	08-12-09	200	AMERICAN TOWER	5,817 68	6,507 69	690 01	
06-03-09	08-12-09	200	CROWN CASTLE INTERNATIONAL COR COM STK	4,624 68	5,471 29	846 61	
05-12-09	08-12-09	300	D R HORTON INC COM STK	2 839 92	4 051 27	1,211 35	
05-12-09	08-12-09	300	D R HORTON INC COM STK	2 839 92	4 073 62	1,233 70	
06-24-09	08-12-09	200	INTERNATIONAL PAPER CO COM STK	2,769 52	4,012 65	1,243 13	
07-15-09	08-12-09	200	LINNAR CORP CL A COM STK	1 843 28	2,744 69	901 41	
06-25-09	08-12-09	300	LINNAR CORP CL A COM STK	2,757 15	4 117 03	1,359 88	
06-09-09	08-12-09	300	LINNAR CORP CL A COM STK	2,702 73	4,075 24	1,372 51	
10-23-08	08-12-09	300	LOUISIANA-PAC CORP COM STK	967 50	1,837 51	870 01	
06-05-09	08-12-09	200	PACKAGING CORP AMER COM STK	3 388 70	3,942 85	554 15	
05-08-09	08-12-09	200	THE RYLAND GROUP INC COM STK	3,960 54	4,619 78	659 24	
05-14-09	08-12-09	200	THE RYLAND GROUP INC COM STK	3,915 66	4,619 78	704 12	
05-21-09	08-12-09	100	THE RYLAND GROUP INC COM STK	1,899 11	2,326 09	426 98	
07-30-09	08-12-09	100	THE RYLAND GROUP INC COM STK	1,879 11	2,326 09	446 98	
05-12-09	08-12-09	300	SBA COMMUNICATIONS CORP CL A COM STK	7,000 80	7,530 70	529 90	
06-24-09	08-13-09	-10	CALL-LJJ 100 @ 8 EXP 08/22/2009	1,040 47	1,040 47	0 00	
07-08-09	08-13-09	-1 500	SPDR S&P RETAIL ETF	47,274 15	39,473 88	-7 800 27	
05-13-09	08-13-09	200	BANK OF AMERICA CORP COM STK	2,333 38	3,351 91	1,018 53	
07-08-09	08-13-09	400	BANK OF AMERICA CORP COM STK	4 653 88	6,703 83	2,049 95	
05-12-09	08-13-09	300	CAPITAL ONE FINL CORP COM	7 468 47	10,408 71	2,940 24	
06-10-09	08-13-09	100	GUESS INC COM STK	2,744 97	2,925 42	180 45	
06-17-09	08-13-09	100	GILDAN ACTIVEWEAR INC COM CAD	1,575 69	1,848 62	272 93	
06-24-09	08-13-09	400	GILDAN ACTIVEWEAR INC COM CAD	6,234 28	7,394 49	1,160 21	

Please note: Buckingham Capital Management does not render advice on tax matters to clients. This information is not intended as tax advice, and you should consult with your own advisors on such decision. This report may not contain all information necessary to make a tax decision, for example this report does not take into account adjustments due to wash sales.

Buckingham Capital Management  
**REALIZED GAINS AND LOSSES**  
*Leeds Family Foundation – Diversified*  
**038C92403**  
*From 01-01-09 Through 12-31-09*

Open Date	Close Date	Quantity	Security	Cost Basis	Proceeds	Gain Or Loss	
						Short Term	Long Term
03-23-09	08-13-09	700	LAS VEGAS SANDS CORP COM STK	1,811 95	6,314 16	4,502 21	
03-19-09	08-13-09	300	LAS VEGAS SANDS CORP COM STK	763 44	2,706 07	1,942 63	
04-02-09	08-13-09	100	UAL CORP COM STK	535 28	629 53	94 25	
06-02-09	08-13-09	800	UAL CORP COM STK	4,175 44	5,036 27	860 83	
06-01-09	08-13-09	300	URBAN OUTFITTERS INC COM STK	6,329 40	8,757 91	2,428 51	
05-12-09	08-13-09	100	WARNACO GROUP INC COM STK	2,862 75	3,896 45	1,033 70	
05-20-09	08-13-09	100	WARNACO GROUP INC COM STK	2,804 50	3,896 44	1,091 94	
07-08-09	08-14-09	-2,300	FINANCIAL SELECT SECTOR SPDR	32,273 37	25,215 17	-7,058 20	
07-08-09	08-14-09	-1,000	SPDR S&P RETAIL ETF	31,148 80	26,315 92	-4,832 88	
06-24-09	08-14-09	100	GILDAN ACTIVEWEAR INC COM CAD	1,558 57	1,934 22	375 65	
06-29-09	08-14-09	100	GILDAN ACTIVEWEAR INC COM CAD	1,540 29	1,934 22	393 93	
07-08-09	08-17-09	-2,200	FINANCIAL SEI ECT SEC TOR SPDR	30,338 00	24,118 86	-6,219 14	
07-08-09	08-17-09	-1 500	SPDR S&P RI TAIL ETF	45,405 00	39,473 88	-5,931 12	
07-06-09	08-17-09	-600	SPDR S&P RETAIL ETF	18,162 00	15,842 77	-2,319 23	
06-24-09	08-18-09	-2	CALL - LI 100 @ 8 EXP 08/22/2009	208 09	208 09	0 00	
03-19-09	08-18-09	200	LAS VLGAS SANDS CORP COM STK	508 96	1,804 04	1,295 08	
05-07-09	08-18-09	100	NORTHERN TRUST CORP COM STK	5,595 24	6,010 10	414 86	
06-25-09	08-18-09	200	NORTHERN TRUST CORP COM STK	10,744 80	12,020 21	1,275 41	
05-18-09	08-18-09	200	NORTHERN TRUST CORP COM STK	10,674 32	12,020 21	1,345 89	
05-08-09	08-18-09	400	NORTHERN TRUST CORP COM STK	21,091 40	24,040 42	2,949 02	
07-06-09	08-20-09	-1 000	SPDR S&P RETAIL ETF	31,105 50	26,404 62	-4,700 88	
08-18-09	08-20-09	300	GYMBORFE CORP COM STK	11,980 20	13,113 83	1,133 63	
08-18-09	08-20-09	100	GYMBORFE CORP COM STK	3,966 01	4,371 28	405 27	
06-09-09	08-20-09	300	LFNNAR CORP CLA COM STK	2,702 73	4,239 67	1,536 94	
06-24-09	08-21-09	-17	CALL - LI 100 @ 8 EXP 08/22/2009	1,768 80	1,768 80	0 00	
06-25-09	08-21-09	-29	CALL - LI 100 @ 8 EXP 08/22/2009	3,452 35	3,452 35	0 00	

Please note Buckingham Capital Management does not render advice on tax matters to clients. This information is not intended as tax advice, and you should consult with your own advisors on such decision. This report may not contain all information necessary to make a tax decision, for example this report does not take into account adjustments due to wash sales.

Buckingham Capital Management  
**REALIZED GAINS AND LOSSES**  
*Leeds Family Foundation – Diversified*  
**038C92403**  
*From 01-01-09 Through 12-31-09*

Open Date	Close Date	Quantity	Security	Cost Basis	Proceeds	Gain Or Loss	
						Short Term	Long Term
07-30-09	08-21-09	300	AEROPOSTALE COM STK	11,197.32	11,296.65	99.33	
07-30-09	08-21-09	200	AEROPOSTALE COM STK	7,464.88	7,812.48	347.60	
08-06-09	08-21-09	500	AEROPOSTALE COM STK	18,048.10	19,531.19	1,483.09	
07-23-09	08-21-09	200	CAMFRON INTL CORP COM	6,247.42	7,290.83	1,043.41	
07-28-09	08-21-09	100	CAMFRON INTL CORP COM	3,030.92	3,645.41	614.49	
05-12-09	08-21-09	300	D R HORTON INC COM STK	2,839.92	3,802.10	962.18	
06-23-09	08-21-09	400	GENESCO INC COM STK	7,619.68	8,184.62	564.94	
06-24-09	08-21-09	100	INTERNATIONAL PAPER CO COM STK	1,384.76	2,120.04	735.28	
06-23-09	08-21-09	900	INTERNATIONAL PAPER CO COM STK	11,951.64	19,080.31	7,128.67	
06-09-09	08-21-09	100	JENNAR CORP CL A COM STK	900.91	1,441.50	540.59	
06-10-09	08-21-09	300	JENNAR CORP CL A COM STK	2,701.08	4,324.51	1,623.43	
10-23-08	08-21-09	1,000	LOUISIANA-PAC CORP COM STK	3,225.00	6,334.93	3,109.93	
03-19-09	08-21-09	1,200	LAS VEGAS SANDS CORP COM STK	3,053.76	10,937.76	7,884.00	
03-18-09	08-21-09	3,400	LAS VEGAS SANDS CORP COM STK	8,121.92	30,990.31	22,868.39	
07-02-09	08-21-09	200	POLO RALPH LAUREN CORP CL A COM STK	10,336.98	13,496.57	3,159.59	
07-06-09	08-21-09	100	POLO RALPH LAUREN CORP CL A COM STK	5,023.45	6,748.28	1,724.83	
07-30-09	08-21-09	100	THE RYLAND GROUP INC COM STK	1,879.11	2,318.21	439.10	
06-09-09	08-21-09	200	THE RYLAND GROUP INC COM STK	3,568.14	4,636.42	1,068.28	
08-06-09	08-24-09	400	AEROPOSTALE COM STK	14,438.48	16,028.79	1,590.31	
08-04-09	08-24-09	200	AEROPOSTALE COM STK	7,170.44	8,014.39	843.95	
07-08-09	08-24-09	500	BANK OF AMERICA CORP COM STK	5,817.35	8,934.77	3,117.42	
05-07-09	08-24-09	900	CITIGROUP INC COM STK	3,694.41	4,400.88	706.47	
06-01-09	08-24-09	1,200	CITIGROUP INC COM STK	4,512.12	5,867.85	1,355.73	
05-12-09	08-24-09	300	CAPITAL ONE FINL CORP COM	7,382.37	11,213.53	3,831.16	

Please note Buckingham Capital Management does not render advice on tax matters to clients. This information is not intended as tax advice, and you should consult with your own advisors on such decision. This report may not contain all information necessary to make a tax decision, for example this report does not take into account adjustments due to wash sales.

Buckingham Capital Management  
**REALIZED GAINS AND LOSSES**  
*Leeds Family Foundation – Diversified*  
**038C92403**

From 01-01-09 Through 12-31-09

Open Date	Close Date	Quantity	Security	Cost Basis	Proceeds	Gain Or Loss	
						Short Term	Long Term
06-04-09	08-24-09	100	GUESS INC COM STK	2,665 86	3,116 67		450 81
10-23-08	08-24-09	900	LOUISIANA-PAC CORP COM STK	2,902 50	6,023 27	3,120 77	
05-07-09	08-24-09	400	MORGAN STANLEY COM STK	10,596 28	12,148 84	1,552 56	
10-23-08	08-26-09	500	LOUISIANA-PAC CORP COM STK	1,612 50	3,670 35	2,057 85	
01-23-09	08-26-09	200	LOUISIANA-PAC CORP COM STK	396 00	1,468 14	1,072 14	
07-01-09	08-27-09	400	GENESCO INC COM STK	7,517 52	9,211 12	1,693 60	
07-02-09	08-27-09	300	GENESCO INC COM STK	5,465 97	6,908 34	1,442 37	
07-02-09	08-27-09	200	GENESCO INC COM STK	3,643 98	4,553 08	909 10	
06-04-09	08-27-09	100	GUESS INC COM STK	2,665 86	3,563 22	897 36	
06-11-09	08-27-09	100	GUESS INC COM STK	2,659 47	3,563 21	903 74	
01-28-09	08-31-09	200	LEGG MASON INC COM STK	3,298 46	5,696 69	2,398 23	
01-28-09	08-31-09	400	LEGG MASON INC COM STK	6,596 92	11,457 58	4,860 66	
07-06-09	09-03-09	-1 000	SPDR S&P RETAIL ETF	31 637 00	26,404 62	-5,232 38	
07-06-09	09-08-09	-1,000	SPDR S&P RETAIL ETF	32,402 40	26,404 62	-5,997 78	
08-26-09	09-09-09	-1,000	SPDR S&P RETAIL ETF	32 752 80	32 151 17	-601 63	
07-06-09	09-09-09	-100	SPDR S&P RETAIL ETF	3 305 98	2,640 46	-665 52	
07-10-09	09-09-09	-2 900	SPDR S&P RETAIL ETF	95 873 42	76,772 62	-19,100 80	
08-11-09	09-10-09	1 700	SLM CORP COM STK	15,214 83	16 266 20	1,051 37	
08-26-09	09-10-09	900	SLM CORP COM STK	8,029 26	8,611 52	582 26	
08-26-09	09-10-09	800	SLM CORP COM STK	7 137 12	7,621 16	484 04	
08-13-09	09-10-09	700	SLM CORP COM STK	6,225 66	6,668 52	442 86	
08-05-09	09-10-09	200	SLM CORP COM STK	1,759 90	1,905 29	145 39	
08-05-09	09-10-09	800	SLM CORP COM STK	7,039 60	7,541 24	501 64	
07-10-09	09-11-09	-1,500	SPDR S&P RETAIL ETF	49,770 45	39,709 98	-10,060 47	
01-23-09	09-11-09	700	LOUISIANA-PAC CORP COM STK	1,386 00	5,547 63	4,161 63	
07-28-09	09-11-09	300	MCDERMOTT INTERNATIONAL INC COM STK	5,933 85	8,255 34	2,321 49	

Please note Buckingham Capital Management does not render advice on tax matters to clients. This information is not intended as tax advice, and you should consult with your own advisors on such decision. This report may not contain all information necessary to make a tax decision, for example this report does not take into account adjustments due to wash sales.



Buckingham Capital Management  
**REALIZED GAINS AND LOSSES**  
*Leeds Family Foundation – Diversified*  
**038C92403**  
*From 01-01-09 Through 12-31-09*

Open Date	Close Date	Quantity	Security	Cost Basis	Proceeds	Gain Or Loss	
						Short Term	Long Term
07-23-09	09-11-09	200	MCDERMOTT INTERNATIONAL INC COM STK	3,837.38	5,503.56	1,666.18	
07-22-09	09-11-09	300	MCDERMOTT INTERNATIONAL INC COM STK	5,711.07	8,255.33	2,544.26	
08-25-09	09-11-09	150	TRANSOCEAN LTD	11,836.47	12,401.20	564.73	
09-03-09	09-11-09	150	TRANSOCEAN LTD	11,268.72	12,401.20	1,132.48	
09-01-09	09-11-09	200	TRANSOCFAN LTD	15,006.06	16,534.93	1,528.87	
01-23-09	09-14-09	800	LOUISIANA-PAC CORP COM STK	1,584.00	5,923.60	4,339.60	
01-23-09	09-14-09	400	LOUISIANA-PAC CORP COM STK	792.00	2,898.08	2,106.08	
01-23-09	09-14-09	300	LOUISIANA-PAC CORP COM STK	594.00	2,171.49	1,577.49	
08-07-09	09-15-09	200	Continental Airlines Inc CL B COM STK	2,236.46	3,218.47	982.01	
05-07-09	09-15-09	400	DELTA AIRLINES INC	2,982.96	3,648.22	665.26	
08-25-09	09-15-09	700	DELTA AIRLINES INC	5,112.94	6,384.40	1,271.46	
05-08-09	09-15-09	400	DELTA AIRLINES INC	2,816.56	3,648.22	831.66	
06-02-09	09-15-09	300	DELTA AIRLINES INC	2,056.53	2,736.17	679.64	
05-07-09	09-15-09	400	JETBLUE AWYS CORP COM STK	2,463.32	2,617.37	154.05	
05-06-09	09-15-09	1,700	JETBLUE AWYS CORP COM STK	10,223.80	11,123.83	900.03	
04-24-09	09-15-09	400	JETBLUE AWYS CORP COM STK	2,220.80	2,617.37	396.57	
01-23-09	09-15-09	700	LOUISIANA-PAC CORP COM STK	1,386.00	5,267.57	3,881.57	
01-23-09	09-15-09	100	LOUISIANA-PAC CORP COM STK	194.95	752.51	557.56	
01-23-09	09-15-09	700	LOUISIANA-PAC CORP COM STK	1,364.65	5,108.53	3,743.88	
06-02-09	09-15-09	1,000	UAL CORP COM STK	5,219.30	8,679.17	3,459.87	
01-23-09	09-16-09	2,300	LOUISIANA-PAC CORP COM STK	4,483.85	17,457.47	12,973.62	
01-23-09	09-16-09	600	LOUISIANA-PAC CORP COM STK	1,153.08	4,554.12	3,401.04	
01-23-09	09-16-09	700	LOUISIANA-PAC CORP COM STK	1,345.26	5,339.81	3,994.55	
06-10-09	09-17-09	100	LENNAR CORP CL A COM STK	900.36	1,746.10	845.74	
06-05-09	09-17-09	200	LENNAR CORP CL A COM STK	1,794.22	3,492.21	1,697.99	
05-11-09	09-18-09	800	AMERICAN TOWER	23,270.72	29,584.83	6,314.11	
09-01-09	09-18-09	400	BOYD GAMING CORP COM STK	3,926.20	4,934.39	1,008.19	

Please note Buckingham Capital Management does not render advice on tax matters to clients. This information is not intended as tax advice, and you should consult with your own advisors on such decision. This report may not contain all information necessary to make a tax decision, for example this report does not take into account adjustments due to wash sales.

Buckingham Capital Management  
**REALIZED GAINS AND LOSSES**  
*Leeds Family Foundation – Diversified*  
**038C92403**  
From 01-01-09 Through 12-31-09

Open Date	Close Date	Quantity	Security	Cost Basis	Proceeds	Gain Or Loss	
						Short Term	Long Term
08-07-09	09-18-09	800	BOYD GAMING CORP COM STK	7,803.28	9,868.78	2,065.50	
07-15-09	09-18-09	900	BOYD GAMING CORP COM STK	7,910.82	11,102.38	3,191.56	
07-15-09	09-18-09	400	BOYD GAMING CORP COM STK	3,458.04	4,934.40	1,476.36	
07-16-09	09-18-09	400	BOYD GAMING CORP COM STK	3,449.16	4,934.39	1,485.23	
10-02-09	10-07-09	400	PACKAGING CORP AMIR COM STK	7,621.40	8,051.31	429.91	
06-05-09	10-07-09	100	PACKAGING CORP AMIR COM STK	1,694.35	2,012.83	318.48	
09-24-09	10-08-09	1,000	ABERCROMBIE & FITCH CO CL A COM STK	32,775.90	34,262.11	1,486.21	
09-25-09	10-08-09	200	ABERCROMBIE & FITCH CO CL A COM STK	6,371.24	6,852.43	481.19	
10-01-09	10-08-09	200	ABERCROMBIE & FITCH CO CL A COM STK	6,361.34	6,852.42	491.08	
09-10-09	10-08-09	200	WEATHERFORD INTL LTD COM STK	4,291.50	3,779.38	-512.12	
08-25-09	10-08-09	200	WEATHERFORD INTL LTD COM STK	4,276.34	3,779.38	-496.96	
06-17-09	10-08-09	300	WEATHERFORD INTL LTD COM STK	6,068.52	5,669.07	-399.45	
10-06-09	10-08-09	400	WEATHERFORD INTL LTD COM STK	7,922.36	7,558.77	-363.59	
10-01-09	10-08-09	300	WEATHERFORD INTL LTD COM STK	5,933.25	5,669.07	-264.18	
07-15-09	10-08-09	500	WEATHERFORD INTL LTD COM STK	9,743.45	9,448.46	-294.99	
10-02-09	10-08-09	300	WEATHERFORD INTL LTD COM STK	5,845.47	5,669.08	-176.39	
06-25-09	10-08-09	200	WEATHERFORD INTL LTD COM STK	3,854.14	3,779.38	-74.76	
06-25-09	10-08-09	300	WEATHERFORD INTL LTD COM STK	5,781.21	5,691.72	-89.49	
07-21-09	10-08-09	300	WEATHERFORD INTL LTD COM STK	5,751.63	5,691.72	-59.91	
07-24-09	10-08-09	200	WEATHERFORD INTL LTD COM STK	3,815.06	3,794.48	-20.58	
09-01-09	10-09-09	400	CHILDREN'S PLACE RETAIL STORES COM STK	11,992.60	13,434.97	1,442.37	
10-14-08	10-15-09	800	WORLDWIDE COM INC CL A COM STK	5,931.12	11,721.21		5,790.09
05-11-09	10-19-09	100	AMERICAN TOWER	2,908.84	3,997.53	1,088.69	
05-12-09	10-19-09	1,000	AMERICAN TOWER	28,916.80	39,975.26	11,058.46	

Please note Buckingham Capital Management does not render advice on tax matters to clients. This information is not intended as tax advice, and you should consult with your own advisors on such decision. This report may not contain all information necessary to make a tax decision, for example this report does not take into account adjustments due to wash sales.

Buckingham Capital Management  
**REALIZED GAINS AND LOSSES**  
*Leeds Family Foundation – Diversified*  
**038C92403**  
*From 01-01-09 Through 12-31-09*

Open Date	Close Date	Quantity	Security	Cost Basis	Proceeds	Gain Or Loss	
						Short Term	Long Term
10-14-08	10-19-09	200	CROWN CASTLE INTERNATIONAL COR COM STK	4,530 56	6,832 82		2,302 26
05-14-09	10-19-09	200	CROWN CASTLE INTERNATIONAL COR COM STK	4,415 98	6,832 82	2,416 84	
05-12-09	10-19-09	500	SBA COMMUNICATIONS CORP CL A COM STK	11,668 00	15,669 59	4,001 59	
10-14-08	10-19-09	800	FW TFI FCOM INC CL A COM STK	5,931 12	11,764 73		5,833 61
06-03-09	10-20-09	100	CROWN CASTLE INTERNATIONAL COR COM STK	2,312 34	3,479 69	1,167 35	
06-05-09	10-20-09	100	CROWN CASTLE INTERNATIONAL COR COM STK	2,305 92	3,479 69	1,173 77	
02-05-09	10-23-09	1,000	LEGG MASON INC COM STK	15,977 60	32,467 16	16,489 56	
02-10-09	10-23-09	700	LEGG MASON INC COM STK	11,013 59	22,727 01	11,713 42	
08-07-09	10-28-09	200	ANXIER INTL INC COM STK	6,924 04	8,437 78	1,513 74	
08-07-09	10-28-09	700	ANXIER INTL INC COM STK	24,234 14	29,575 77	5,341 63	
06-04-09	10-28-09	500	MCDONALDS COM	30,177 65	29,516 49	-661 16	
06-05-09	10-28-09	300	MCDONALDS COM	18,022 02	17,709 89	-312 13	
06-05-09	10-28-09	200	MCDONALDS COM	12,014 68	11,781 12	-233 56	
04-09-09	10-28-09	500	MCDONALDS COM	28,416 10	29,452 78	1,036 68	
04-09-09	10-28-09	100	MCDONALDS COM	5,662 40	5,890 56	228 16	
04-09-09	10-28-09	200	MCDONALDS COM	11,324 80	11,738 70	413 90	
07-23-09	10-28-09	400	MCDONALDS COM	22,298 64	23,477 39	1,178 75	
09-09-09	10-28-09	500	MCDONALDS COM	27,620 75	29,346 74	1,725 99	
04-15-09	10-28-09	300	MCDONALDS COM	16,170 60	17,608 05	1,437 45	
10-22-09	10-28-09	300	PANIRA BREAD CO CL A COM STK	16,625 37	18,016 99	1,391 62	
09-17-09	10-29-09	-400	ISHARES S&P SMALLCAP 600	20,407 04	21,480 64	1,073 60	
09-17-07	10-29-09	-100	ISHARES S&P SMALLCAP 600	5,101 76	6,790 50	1,688 74	
09-17-09	10-29-09	-300	ISHARES S&P SMALLCAP 600/VAL	16,347 24	17,532 71	1,185 47	
03-26-08	10-29-09	-1,850	ISHARES S&P SMALLCAP 600/VAL	100,807 98	123,492 80	22,684 82	
04-30-08	10-29-09	-650	ISHARES S&P SMALLCAP 600/VAL	35,419 02	43,630 55	8,211 53	
04-30-08	10-29-09	-450	ISHARES S&P SMALLCAP 600/VAL	24,484 37	30,205 76	5,721 39	
12-12-07	10-29-09	-800	ISHARES S&P SMALLCAP 600/VAL	43,527 76	57,594 23	14,066 47	
05-02-07	10-29-09	200	ISHARES RUSSELL 2000	11,618 46	16,431 75	4,813 29	

Please note Buckingham Capital Management does not render advice on tax matters to clients. This information is not intended as tax advice, and you should consult with your own advisors on such decision. This report may not contain all information necessary to make a tax decision, for example this report does not take into account adjustments due to wash sales.

Buckingham Capital Management  
**REALIZED GAINS AND LOSSES**  
*Leeds Family Foundation – Diversified*  
**038C92403**  
*From 01-01-09 Through 12-31-09*

Open Date	Close Date	Quantity	Security	Cost Basis	Proceeds	Gain Or Loss	
						Short Term	Long Term
09-17-09	10-29-09	-500	ISHARES RUSSELL 2000 GROWTH	31,415 00	33,393 59	1,978 59	
04-30-08	10-29-09	-400	ISHARES RUSSELL 2000 GROWTH	25,132 00	30,651 23	5,519 23	
09-17-07	10-29-09	-1,400	ISHARES RUSSELL 2000 GROWTH	87,962 00	115,575 23	27,613 23	
05-02-07	10-29-09	-900	ISHARES RUSSELL 2000 GROWTH	56,547 00	75,526 84	18,979 84	
12-12-07	10-29-09	-800	ISHARES RUSSELL 2000 GROWTH	50,264 00	67,908 64	17,644 64	
09-17-07	10-29-09	-200	SPDR S&P MIDCAP 400 FUTSRI S&PDCRP	24,654 00	31,293 74	6,639 74	
09-18-09	11-04-09	-600	OIL SVC HOLDRS TR DEPOSTRY RCPT	73,374 18	70,395 11	-2,979 07	
11-02-09	11-09-09	500	ABICROMBIE & FITCH CO CL A COM STK	16,655 75	18,713 61	2,057 86	
08-07-09	11-13-09	2,400	FORD MOTOR COMPANY COM STK	19,864 32	20,183 47	319 15	
08-07-09	11-13-09	1,000	FORD MOTOR COMPANY COM STK	8,276 80	8,409 78	132 98	
08-06-09	11-13-09	600	FORD MOTOR COMPANY COM STK	4,806 00	5,045 87	239 87	
10-30-09	11-16-09	-1,700	ISHARES S&P SMALLCAP 600	89,860 98	83,951 66	-5,909 32	
10-30-09	11-16-09	-1,600	ISHARES RUSSELL 2000	96,576 96	90,116 08	-6,460 88	
10-30-09	11-16-09	-700	SPDR S&P MIDCAP 400 ETUISERI S&PDCRP	90,565 79	83,828 44	-6,737 35	
07-08-09	11-18-09	-3,000	FINANCIAL SELECT SECTOR SPDR	44,835 00	32,889 35	-11,945 65	
07-06-09	11-18-09	-6,600	FINANCIAL SELECT SECTOR SPDR	98,637 00	74,512 08	-24,124 92	
06-23-09	11-18-09	-5,400	FINANCIAL SELECT SECTOR SPDR	80,703 00	61,137 76	-19,565 24	
06-25-09	11-18-09	-5,200	FINANCIAL SELECT SECTOR SPDR	77,714 00	60,629 39	-17,084 61	
07-16-09	11-18-09	-5,200	FINANCIAL SELECT SECTOR SPDR	77,714 00	62,556 47	-15,157 53	
07-21-09	11-18-09	-5,100	FINANCIAL SELECT SECTOR SPDR	76,219 50	61,453 41	-14,766 09	
08-03-09	11-18-09	-4,700	FINANCIAL SELECT SECTOR SPDR	70,241 50	62,461 86	-7,779 64	
08-05-09	11-18-09	-4,500	FINANCIAL SELECT SECTOR SPDR	67,252 50	61,963 40	-5,289 10	
08-07-09	11-18-09	-4,600	FINANCIAL SELECT SECTOR SPDR	68,747 00	66,744 28	-2,002 72	
09-17-09	11-18-09	-6,600	FINANCIAL SELECT SECTOR SPDR	98,637 00	100,813 06	2,176 06	
09-22-09	11-19-09	1,300	AMR CORP COM STK	10,725 00	7,119 00	-3,606 00	

Please note Buckingham Capital Management does not render advice on tax matters to clients. This information is not intended as tax advice, and you should consult with your own advisors on such decision. This report may not contain all information necessary to make a tax decision, for example this report does not take into account adjustments due to wash sales.

Buckingham Capital Management  
**REALIZED GAINS AND LOSSES**  
*Leeds Family Foundation – Diversified*  
**038C92403**  
*From 01-01-09 Through 12-31-09*

Open Date	Close Date	Quantity	Security	Cost Basis	Proceeds	Gain Or Loss	
						Short Term	Long Term
09-29-09	11-19-09	1,300	AMR CORP STK	10,582 91	7,119 01	-3,463 90	
09-23-09	11-19-09	1,100	AMR CORP STK	8,931 23	6,023 77	-2,907 46	
09-23-09	11-19-09	2,300	AMR CORP STK	18 674 39	12,659 56	-6,014 83	
09-24-09	11-19-09	1 400	AMR CORP STK	10,993 64	7,705 82	-3,287 82	
09-24-09	11-19-09	700	AMR CORP STK	5,496 82	3,835 55	-1,661 27	
10-01-09	11-19-09	400	AMR CORP STK	2,977 00	2,191 74	-785 26	
10-22-09	11-19-09	1,900	AMR CORP STK	12,977 00	10,410 78	-2,566 22	
10-29-09	11-19-09	800	AMR CORP STK	4,554 16	4,383 49	-170 67	
09-03-09	12-03-09	200	COLLECTIVE BRANDS INC COM STK	3 169 72	4,371 65	1,201 93	
08-26-09	12-03-09	1 100	COLLECTIVE BRANDS INC COM STK	15,626 49	24,044 05	8,417 56	
08-26-09	12-03-09	800	COLLECTIVE BRANDS INC COM STK	11,364 72	17,502 35	6,137 63	
08-26-09	12-03-09	400	COLLECTIVE BRANDS INC COM STK	5,666 00	8,751 17	3,085 17	
10-01-09	12-04-09	1 600	UAL CORP STK	12,020 80	15,826 31	3,805 51	
08-07-09	12-11-09	1,500	Continental Airlines Inc CL B COM STK	16 773 45	25,749 68	8,976 23	
10-22-09	12-11-09	1 600	DELTA AIRLINES INC	13,359 20	17,784 82	4,425 62	
08-26-09	12-11-09	1 200	HOME DEPOT INC COM STK	33 419 64	33 859 89	440 25	
08-25-09	12-11-09	1 200	HOME DEPOT INC COM STK	33,194 64	33,859 88	665 24	
09-01-09	12-11-09	200	CHILDREN'S PLACE RETAIL STORES COM STK	5,996 30	5,903 23	-93 07	
09-02-09	12-11-09	200	CHILDREN'S PLACE RETAIL STORES COM STK	5 724 32	5,903 23	178 91	
09-11-09	12-11-09	200	CHILDREN'S PLACE RETAIL STORES COM STK	5,450 72	5,903 22	452 50	
09-10-09	12-11-09	300	CHILDREN'S PLACE RETAIL STORES COM STK	8 170 77	8,854 84	684 07	
09-10-09	12-11-09	100	CHILDREN'S PLACE RETAIL STORES COM STK	2,723 59	2,920 59	197 00	

Please note Buckingham Capital Management does not render advice on tax matters to clients. This information is not intended as tax advice, and you should consult with your own advisors on such decision. This report may not contain all information necessary to make a tax decision, for example this report does not take into account adjustments due to wash sales.

Buckingham Capital Management  
**REALIZED GAINS AND LOSSES**  
*Leeds Family Foundation – Diversified*  
**038C92403**  
*From 01-01-09 Through 12-31-09*

Open Date	Close Date	Quantity	Security	Cost Basis	Proceeds	Gain Or Loss			
						Short Term	Long Term		
09-09-09	12-11-09	200	CHILDREN'S PLACE RETAIL STORES COM STK	5,385.48	5,841.19	455.71			
09-03-09	12-11-09	200	CHILDREN'S PLACE RETAIL STORES COM STK	5,380.34	5,841.19	460.85			
10-01-09	12-11-09	1,600	JAL CORP COM STK	12,020.80	17,571.38	5,550.58			
08-27-09	12-15-09	500	WLYFRHAEUSER CO COM STK	18,687.00	23,802.48	5,115.48			
08-11-09	12-16-09	300	TW TELECOM INC A COM STK	3,221.67	4,991.06	1,769.39			
08-11-09	12-16-09	1,000	TW TELECOM INC A COM STK	10,738.90	16,901.26	6,162.36			
08-11-09	12-16-09	200	TW TELECOM INC A COM STK	2,147.78	3,355.71	1,207.93			
08-11-09	12-16-09	200	TW TELECOM INC A COM STK	2,108.00	3,355.71	1,247.71			
08-07-09	12-16-09	300	TW TELECOM INC A COM STK	3,083.67	5,033.57	1,949.90			
10-14-08	12-17-09	400	TW TELECOM INC A COM STK	2,965.56	6,586.39		3,620.83		
09-18-09	12-18-09	-600	OIL SVC HOLDERS DEPOSTRY RCPT	71,402.04	70,395.11	-1,006.93			
10-14-08	12-18-09	400	TW TELECOM INC A COM STK	2,965.56	6,559.47		3,593.91		
08-07-09	12-22-09	1,200	TW TELECOM INC A COM STK	12,334.68	20,148.68	7,814.00			
07-14-09	12-22-09	400	TW TELECOM INC A COM STK	3,633.76	6,716.23	3,082.47			
10-14-08	12-22-09	700	TW TELECOM INC A COM STK	5,189.73	11,753.39		6,563.66		
10-14-08	12-22-09	500	TW TELECOM INC A COM STK	3,706.95	8,364.23		4,657.28		
12-01-09	12-31-09	-1,200	MIDWESTVACO CORP Com	34,872.48	33,110.62	-1,761.86			
TOTAL GAINS						1,444,584.57	35,665.58		
TOTAL LOSSES						-841,972.18	-58,088.63		
TOTAL REALIZED GAIN/LOSS						9,764,698.82	10,344,888.16	602,612.39	-22,423.05
NO CAPITAL GAINS DISTRIBUTIONS									

Please note Buckingham Capital Management does not render advice on tax matters to clients. This information is not intended as tax advice, and you should consult with your own advisors on such decision. This report may not contain all information necessary to make a tax decision, for example this report does not take into account adjustments due to wash sales.

Buckingham Capital Management  
**REALIZED GAINS AND LOSSES**  
*Leeds Family Foundation -- Retail*  
**038C92429**

*From 01-01-09 Through 12-31-09*

Open Date	Close Date	Quantity	Security	Cost Basis	Proceeds	Gain Or Loss	
						Short Term	Long Term
10-06-08	01-02-09	-300	CEC ENIMT INC COM STK	7,493 49	8,675 80	1,182 31	
10-15-08	01-02-09	-100	WALT DISNEY COMPANY (HOLDING COMPANY)	2,324 59	2,409 49	84 90	
10-09-08	01-02-09	-100	WALT DISNEY COMPANY (HOLDING COMPANY)	2,324 59	2,516 00	191 41	
12-01-08	01-02-09	-300	DICK'S SPORTING GOODS COM	4,431 78	3,466 30	-965 48	
12-01-08	01-02-09	-300	DICK'S SPORTING GOODS COM	4,431 78	3,516 19	-915 59	
10-10-08	01-02-09	-100	HIBBITT SPORTING GOODS INC COM STK	1,583 39	1,671 62	88 23	
10-14-08	01-02-09	-100	HIBBITT SPORTING GOODS INC COM STK	1,583 39	1,735 85	152 46	
10-02-08	01-02-09	-200	STARWOOD HOTELS & RESORTS COM STK	4,053 12	5,105 09	1,051 97	
10-02-08	01-02-09	-200	STARWOOD HOTELS & RESORTS COM STK	4,053 12	5,206 41	1,153 29	
12-01-08	01-02-09	-100	IC PENNEY CO INC COM STK	1,979 22	1,654 94	-324 28	
11-14-08	01-02-09	-200	IC PENNEY CO INC COM STK	3,958 44	3,721 14	-237 30	
09-30-08	01-02-09	-500	NORDSTROM INC COM	6,992 50	14,274 97	7,282 47	
09-26-08	01-02-09	-500	NORDSTROM INC COM	6,992 50	14,554 06	7,561 56	
09-24-08	01-02-09	-100	NORDSTROM INC COM	1,398 50	2,972 82	1,574 32	
09-23-08	01-02-09	-600	NORDSTROM INC COM	8,391 00	18,969 01	10,578 01	
09-22-08	01-02-09	-100	MARRIOTT INTERNATIONAL INC	1,995 95	2,753 03	757 08	
09-25-08	01-02-09	-100	MCCORMICK & SCHMICKS SEAFOOD COM STK	454 63	874 41	419 78	
06-11-08	01-02-09	-100	PELSMART INC COM STK	1,874 45	2,249 48	375 03	
05-22-08	01-02-09	-200	PELSMART INC COM STK	3,748 90	4,536 49	787 59	
01-23-08	01-02-09	-100	PELSMART INC COM STK	1,874 45	2,300 48	426 03	
07-02-08	01-02-09	-100	PAPA JOHNS INTL INC COM STK	1,897 94	2,625 94	728 00	
07-09-08	01-02-09	-100	PAPA JOHNS INTL INC COM STK	1,897 94	2,634 74	736 80	
06-30-08	01-02-09	-100	PAPA JOHNS INTL INC COM STK	1,872 50	2,668 34	795 84	
08-06-08	01-02-09	-100	RADIOSHACK CORP DEL COM STK	1,413 70	1,741 65	327 95	
10-23-08	01-02-09	-200	UNITED NATL FOODS INC COM STK	3,637 60	3,831 00	193 40	

Please note: Buckingham Capital Management does not render advice on tax matters to clients. This information is not intended as tax advice, and you should consult with your own advisors on such decision. This report may not contain all information necessary to make a tax decision, for example this report does not take into account adjustments due to wash sales.

Buckingham Capital Management  
**REALIZED GAINS AND LOSSES**  
*Leeds Family Foundation -- Retail*  
**038C92429**  
*From 01-01-09 Through 12-31-09*

Open Date	Close Date	Quantity	Security	Cost Basis	Proceeds	Gain Or Loss	
						Short Term	Long Term
11-17-08	01-02-09	-100	UNITED NAT FOODS INC COM STK	1,818 50	1,946 07	127 57	
12-19-08	01-02-09	-2 300	SPDR S&P RETAIL ETF	48 683 18	45,829 77	-2,853 41	
08-12-08	01-02-09	-5 200	SPDR S&P RETAIL ETF	110,066 32	167 487 41	57,421 09	
06-02-08	01-02-09	-7,600	SPDR S&P RETAIL ETF	160,866 16	245,570 58	84,704 42	
05-08-08	01-02-09	-5,500	SPDR S&P RETAIL ETF	116 416 30	179,350 69	62,934 39	
08-11-08	01-02-09	-100	SPDR S&P RETAIL ETF	2,116 66	3,261 95	1,145 29	
11-18-08	01-02-09	-500	ZALE CORP NFW COM STK	2,083 50	5,279 31	3 195 81	
09-10-08	01-02-09	-1	PUT - RSH 100 @ 15 EXP 01/17/2009	88 30	88 30	0 00	
09-22-08	01-05-09	-200	CEC ENTMT INC COM STK	5,012 06	6,901 14	1,889 08	
09-23-08	01-05-09	-200	NORDSTROM INC COM	3,016 76	6,323 06	3,306 30	
09-22-08	01-05-09	-500	NORDSTROM INC COM	7,541 90	16,318 91	8,777 01	
11-26-08	01-05-09	200	J CREW GROUP INC	2 053 20	2,530 70	477 50	
09-22-08	01-06-09	-100	CEC ENTMT INC COM STK	2,566 02	3,450 57	884 55	
07-29-08	01-06-09	-100	CEC ENTMT INC COM STK	2 566 02	3,548 19	982 17	
12-01-08	01-06-09	-100	CARTER HOLDINGS INC COM	1,942 49	1,757 23	-185 26	
11-04-08	01-06-09	-100	DICK'S SPORTING GOODS COM	1 506 52	1,611 70	105 18	
10-02-08	01-06-09	-500	STARWOOD HOTELS & RESORTS COM STK	11,540 85	13,016 02	1,475 17	
09-30-08	01-06-09	-100	STARWOOD HOTELS & RESORTS COM STK	2,308 17	2,777 98	469 81	
10-03-08	01-06-09	-200	J CREW GROUP INC	2,615 46	5,009 97	2,394 51	
10-06-08	01-06-09	-300	J CREW GROUP INC	3,923 19	7,538 95	3,615 76	
11-14-08	01-06-09	-200	JC PENNEY CO INC COM STK	4,434 30	3,721 14	-713 16	
10-24-08	01-06-09	-300	JC PENNEY CO INC COM STK	6,651 45	5,762 96	-888 49	
12-15-08	01-06-09	-100	JC PENNEY CO INC COM STK	2 217 15	1,933 42	-283 73	
12-15-08	01-06-09	-400	JC PENNEY CO INC COM STK	9 116 00	7,733 67	-1,382 33	
10-29-08	01-06-09	-200	JC PENNEY CO INC COM STK	4 558 00	3 967 44	-590 56	
09-22-08	01-06-09	-500	NORDSTROM INC COM	7,731 45	16 318 91	8,587 46	
09-19-08	01-06-09	-600	NORDSTROM INC COM	9 277 74	20,417 88	11 140 14	
08-13-08	01-06-09	-200	ROSS STORES COM	5,968 14	7,536 99	1,568 85	
09-17-08	01-06-09	-200	ROSS STORES COM	5,968 14	7,564 91	1,596 77	
08-12-08	01-06-09	-300	ROSS STORES COM	8,952 21	11,540 45	2,588 24	
11-04-08	01-06-09	-100	SPARTAN STORES INC COM STK	2,095 87	2,751 16	655 29	
12-19-08	01-06-09	-300	TARGET CORP STK	11,222 16	10,611 54	-610 62	

Please note Buckingham Capital Management does not render advice on tax matters to clients. This information is not intended as tax advice, and you should consult with your own advisors on such decision. This report may not contain all information necessary to make a tax decision, for example this report does not take into account adjustments due to wash sales.



Buckingham Capital Management  
**REALIZED GAINS AND LOSSES**  
*Leeds Family Foundation -- Retail*  
**038C92429**  
*From 01-01-09 Through 12-31-09*

Open Date	Close Date	Quantity	Security	Cost Basis	Proceeds	Gain Or Loss	
						Short Term	Long Term
12-08-08	01-06-09	-400	TARGET CORP STK	14,962 88	14,605 51	-357 37	
12-12-08	01-06-09	-400	TARGET CORP STK	14,962 88	14,686 27	-276 61	
10-23-08	01-06-09	-100	TRACTOR SUPPLY CO COM STK	3,498 98	3,604 01	105 03	
08-11-08	01-06-09	-700	SPDR S&P RETAIL ETF	15,220 66	22,833 66	7,613 00	
05-21-08	01-06-09	-2,200	SPDR S&P RETAIL ETF	47,836 36	71,890 10	24,053 74	
12-01-08	01-07-09	-200	CARTER HOLDINGS INC COM	3,853 98	3,514 46	-339 52	
11-04-08	01-07-09	-100	DICK'S SPORTING GOODS COM	1,456 40	1,611 70	155 30	
12-19-08	01-07-09	-800	DOLLAR TREE INC COM STK	33,504 80	31,983 82	-1,520 98	
10-14-08	01-07-09	-200	HIBBERT SPORTING GOODS INC COM STK	3,419 60	3,471 70	52 10	
10-29-08	01-07-09	-500	JC PENNEY CO INC COM STK	10,894 15	9,918 59	-975 56	
12-04-08	01-07-09	-100	JC PENNEY CO INC COM STK	2,178 83	2,005 51	-173 32	
12-11-08	01-07-09	-700	JC PENNEY CO INC COM STK	15,251 81	14,695 01	-556 80	
11-10-08	01-07-09	-300	JC PENNEY CO INC COM STK	6,536 49	6,383 03	-153 46	
10-30-08	01-07-09	-500	JC PENNEY CO INC COM STK	10,894 15	10,766 03	-128 12	
10-21-08	01-07-09	-300	JC PENNEY CO INC COM STK	6,536 49	6,648 02	111 53	
11-06-08	01-07-09	-700	JC PENNEY CO INC COM STK	15,251 81	15,871 71	619 90	
11-03-08	01-07-09	-200	JC PENNEY CO INC COM STK	4,357 66	4,538 67	181 01	
11-03-08	01-07-09	-100	JC PENNEY CO INC COM STK	2,153 41	2,269 34	115 93	
11-05-08	01-07-09	-600	JC PENNEY CO INC COM STK	12,920 46	13,624 78	704 32	
10-24-08	01-07-09	-100	MASCO CORP STK	1,390 00	1,026 24	-363 76	
12-11-08	01-07-09	-400	TARGET CORP STK	15,206 44	15,051 15	-155 29	
12-11-08	01-07-09	-600	TARGET CORP STK	22,809 66	22,624 19	-185 47	
12-09-08	01-07-09	-300	TARGET CORP STK	11,404 83	11,658 77	253 94	
10-23-08	01-07-09	-300	TRACTOR SUPPLY CO COM STK	9,843 66	10,812 03	968 37	
10-06-08	01-07-09	-400	TRACTOR SUPPLY CO COM STK	13,124 88	14,642 23	1,517 35	

Please note Buckingham Capital Management does not render advice on tax matters to clients. This information is not intended as tax advice, and you should consult with your own advisors on such decision. This report may not contain all information necessary to make a tax decision, for example this report does not take into account adjustments due to wash sales.

Buckingham Capital Management  
**REALIZED GAINS AND LOSSES**  
*Leeds Family Foundation – Retail*  
**038C92429**  
*From 01-01-09 Through 12-31-09*

Open Date	Close Date	Quantity	Security	Cost Basis	Proceeds	Gain Or Loss	
						Short Term	Long Term
10-14-08	01-07-09	-100	TRACTOR SUPPLY CO COM STK	3,281.22	3,763.27	482.05	
10-14-08	01-07-09	-100	TRACTOR SUPPLY CO COM STK	3,251.00	3,763.27	512.27	
10-08-08	01-07-09	-100	TRACTOR SUPPLY CO COM STK	3,251.00	3,797.71	546.71	
12-03-08	01-07-09	100	BUCKLE INC COM STK	1,869.75	2,039.39	169.64	
12-03-08	01-07-09	200	BUCKLE INC COM STK	3,695.04	4,078.77	383.73	
12-03-08	01-07-09	400	BUCKLE INC COM STK	7,390.08	7,985.95	595.87	
12-03-08	01-07-09	100	BUCKLE INC COM STK	1,847.52	2,045.83	198.31	
11-24-08	01-07-09	300	BUCKLE INC COM STK	5,419.80	6,137.48	717.68	
07-07-08	01-07-09	100	GUESS INC COM STK	3,653.24	1,609.49	-2,043.75	
03-20-08	01-07-09	900	GUESS INC COM STK	32,362.92	14,355.82	-18,007.10	
08-13-08	01-07-09	200	GUESS INC COM STK	7,179.24	3,190.18	-3,989.06	
01-09-08	01-07-09	200	GUESS INC COM STK	7,080.48	3,190.18	-3,890.30	
03-20-08	01-07-09	100	GUESS INC COM STK	3,499.50	1,595.09	-1,904.41	
01-04-08	01-07-09	100	GUESS INC COM STK	3,494.87	1,599.68		-1,895.19
08-08-08	01-07-09	200	GUESS INC COM STK	6,967.36	3,199.36	-3,768.00	
03-20-08	01-07-09	200	GUESS INC COM STK	6,929.42	3,146.54	-3,782.88	
11-26-08	01-07-09	300	HANESBRANDS	3,537.00	3,980.79	443.79	
11-24-08	01-07-09	300	HANESBRANDS	3,310.11	4,003.65	693.54	
11-26-08	01-07-09	600	J CREW GROUP INC	6,159.60	7,121.17	961.57	
11-26-08	01-07-09	300	J CREW GROUP INC	3,079.80	3,687.63	607.83	
11-25-08	01-07-09	300	JONES APPAREL GROUP INC COM STK	1,392.60	1,797.52	404.92	
08-25-08	01-07-09	-1	PUT - MAS 100 @ 15 EXP 01/17/2009 MASCO	112.00	112.00	0.00	
11-13-08	01-08-09	-300	CARRIER HOLDINGS INC COM	5,588.61	5,780.57	191.96	
11-18-08	01-08-09	-100	CARRIER HOLDINGS INC COM	1,862.87	1,945.47	82.60	
06-04-08	01-08-09	-100	PEISMART INC COM STK	2,120.00	2,335.71	215.71	
10-08-08	01-08-09	-200	TRACTOR SUPPLY CO COM STK	6,641.88	7,595.41	953.53	

Please note Buckingham Capital Management does not render advice on tax matters to clients. This information is not intended as tax advice, and you should consult with your own advisors on such decision. This report may not contain all information necessary to make a tax decision, for example this report does not take into account adjustments due to wash sales.

Buckingham Capital Management  
**REALIZED GAINS AND LOSSES**  
*Leeds Family Foundation -- Retail*  
**038C92429**  
*From 01-01-09 Through 12-31-09*

Open Date	Close Date	Quantity	Security	Cost Basis	Proceeds	Gain Or Loss	
						Short Term	Long Term
11-18-08	01-08-09	-100	ZALE CORP NEW COM STK	377 15	1,055 86	678 71	
11-18-08	01-08-09	-400	ZALE CORP NEW COM STK	1,508 60	4,271 65	2,763 05	
03-20-08	01-08-09	100	GUESS INC COM STK	3,464 71	1,559 13	-1,905 58	
07-23-08	01-08-09	200	GUESS INC COM STK	6,900 28	3,118 26	-3,782 02	
07-17-08	01-08-09	200	GUESS INC COM STK	6,811 30	3,118 26	-3,693 04	
08-05-08	01-08-09	100	GUESS INC COM STK	3 320 45	1,559 13	-1 761 32	
07-16-08	01-08-09	700	GUESS INC COM STK	23,119 95	10,913 92	-12,206 03	
07-16-08	01-08-09	300	GUESS INC COM STK	9 908 55	4,611 69	-5,296 86	
07-29-08	01-08-09	100	GUESS INC COM STK	3 292 20	1,537 23	-1 754 97	
07-18-08	01-08-09	100	GUESS INC COM STK	3 277 98	1,537 23	-1,740 75	
07-22-08	01-08-09	200	GUESS INC COM STK	6 542 52	3,074 46	-3,468 06	
11-24-08	01-08-09	300	HANFSBRANDS	3 310 11	3,886 47	576 36	
11-24-08	01-08-09	300	HANFSBRANDS	3 310 11	3,901 56	591 45	
11-24-08	01-08-09	100	HANFSBRANDS	1 041 50	1,312 56	271 06	
11-26-08	01-08-09	700	J CREW GROUP INC	7 186 20	7,565 13	378 93	
11-21-08	01-08-09	300	LIMITED BRANDS INC COM STK	5 256 00	2,990 56	-2,265 44	
11-21-08	01-08-09	300	LIMITED BRANDS INC COM STK	3,006 00	2,990 56	-15 44	
09-17-08	01-08-09	-1	PUT - QP1 100@22 1/2EXP 01/17/2009	132 00	132 00	0 00	
08-06-08	01-09-09	-100	RADIOSHACK CORP DEL COM STK	1,413 70	1,741 65	327 95	
07-22-08	01-09-09	400	GUESS INC COM STK	13,085 04	6,265 36	-6,819 68	
07-21-08	01-09-09	100	GUESS INC COM STK	3 226 45	1,566 34	-1,660 11	
07-14-08	01-09-09	100	GUESS INC COM STK	3,214 61	1,566 34	-1,648 27	
07-15-08	01-09-09	100	GUESS INC COM STK	3,162 00	1 566 34	-1,595 66	
11-26-08	01-09-09	300	J CREW GROUP INC	3,079 80	3,000 70	-79 10	
11-26-08	01-09-09	200	J CREW GROUP INC	2,053 20	2,022 98	-30 22	
11-26-08	01-09-09	700	J CREW GROUP INC	7,186 20	6,950 96	-235 24	
01-06-09	01-09-09	700	KOHL'S CORP COM STK	26 478 41	26,199 38	-279 03	
09-10-08	01-09-09	-1	PUT - RSH 100 @ 15 EXP 01 17 2009	88 30	88 30	0 00	

Please note Buckingham Capital Management does not render advice on tax matters to clients. This information is not intended as tax advice, and you should consult with your own advisors on such decision. This report may not contain all information necessary to make a tax decision, for example this report does not take into account adjustments due to wash sales.

Buckingham Capital Management  
**REALIZED GAINS AND LOSSES**  
*Leeds Family Foundation -- Retail*  
**038C92429**  
*From 01-01-09 Through 12-31-09*

Open Date	Close Date	Quantity	Security	Cost Basis	Proceeds	Gain Or Loss	
						Short Term	Long Term
08-04-08	01-12-09	100	DECKERS OUTDOOR CORP COM STK	10,373 75	6,406 31	-3,967 44	
09-29-08	01-12-09	100	DECKERS OUTDOOR CORP COM STK	10 308 36	6,406 31	-3,902 05	
01-06-09	01-12-09	100	FOSSIL INC COM STK	1 773 03	1,406 14	-366 89	
07-15-08	01-12-09	200	GUESS INC COM STK	6,324 00	3,040 82	-3,283 18	
12-03-08	01-13-09	-1	CALL - M 100@7 1/2 FXP 01/17/2009	96 50	96 50	0 00	
08-06-08	01-13-09	-100	RADIOSHACK CORP DEL COM STK	1,413 70	1,741 65	327 95	
01-06-09	01-13-09	100	FOSSIL INC COM STK	1,773 03	1,388 73	-384 30	
01-02-09	01-13-09	100	MACYS INC COM STK	1,083 88	844 49	-239 39	
10-09-08	01-13-09	100	ELLIS PERRY INTL INC COM STK	982 96	490 76	-492 20	
09-10-08	01-13-09	-1	PUT - RSH 100 @ 15 EXP 01/17/2009	88 30	88 30	0 00	
11-13-08	01-14-09	-100	BEST BUY INC COM STK	2,610 01	2,246 68	-363 33	
11-14-08	01-14-09	-100	BEST BUY INC COM STK	2,610 01	2,247 74	-362 27	
10-30-08	01-14-09	-100	BEST BUY INC COM STK	2,610 01	2,456 56	-153 45	
11-07-08	01-14-09	-100	BEST BUY INC COM STK	2 610 01	2,563 28	-46 73	
10-31-08	01-14-09	-100	BEST BUY INC COM STK	2 610 01	2,590 50	-19 51	
11-05-08	01-14-09	-100	BEST BUY INC COM STK	2,610 01	2,699 00	88 99	
12-16-08	01-14-09	-600	BEST BUY INC COM STK	15,660 06	16,313 18	653 12	
10-08-08	01-14-09	-400	BEST BUY INC COM STK	10,440 04	12,029 33	1,589 29	
01-06-09	01-14-09	-100	BEST BUY INC COM STK	2,610 01	3,123 34	513 33	
09-29-08	01-14-09	-400	BEST BUY INC COM STK	10,440 04	14,711 75	4,271 71	
01-14-09	01-14-09	-200	MARRIOTT INTERNATIONAL INC	3,836 00	3,482 58	-353 42	
11-25-08	01-14-09	-100	POLO RALPH LAUREN CORP CL A COM STK	3,935 87	3,862 26	-73 61	
01-12-09	01-14-09	-100	VF CORP COM STK	5,050 78	5 055 92	5 14	
01-09-09	01-14-09	-200	VF CORP COM STK	10,101 56	10,433 14	331 58	
01-08-09	01-14-09	-331	VF CORP COM STK	16,718 08	17,759 97	1 041 89	
01-02-09	01-14-09	200	BARE ESCENTUALS INC	1 095 08	973 99	-121 09	
01-02-09	01-14-09	100	BARE ESCENTUALS INC	547 54	478 82	-68 72	

Please note Buckingham Capital Management does not render advice on tax matters to clients. This information is not intended as tax advice, and you should consult with your own advisors on such decision. This report may not contain all information necessary to make a tax decision, for example this report does not take into account adjustments due to wash sales.

Buckingham Capital Management  
**REALIZED GAINS AND LOSSES**  
*Leeds Family Foundation -- Retail*  
**038C92429**  
*From 01-01-09 Through 12-31-09*

Open Date	Close Date	Quantity	Security	Cost Basis	Proceeds	Gain Or Loss	
						Short Term	Long Term
11-24-08	01-14-09	400	BUCKLE INC COM STK	7,226 40	8 433 83	1,207 43	
10-01-08	01-14-09	100	DECKERS OUTDOOR CORP COM STK	10,122 68	6,021 87	-4,100 81	
10-21-08	01-14-09	100	DECKERS OUTDOOR CORP COM STK	9,801 85	6,021 88	-3 779 97	
10-17-08	01-14-09	200	DECKERS OUTDOOR CORP COM STK	19,004 00	12,053 73	-6,950 27	
07-15-08	01-14-09	200	GUESS INC COM STK	6 324 00	2,993 64	-3,330 36	
07-11-08	01-14-09	200	GUESS INC COM STK	6,290 36	2,993 64	-3,296 72	
07-15-08	01-14-09	500	GUESS INC COM STK	15,646 10	7,484 11	-8,161 99	
12-19-08	01-14-09	100	GUESS INC COM STK	1 752 00	1 496 82	-255 18	
12-19-08	01-14-09	400	GUESS INC COM STK	7,008 00	6,000 52	-1,007 48	
01-02-09	01-14-09	800	MACYS INC COM STK	8,671 04	7,654 59	-1,016 45	
01-08-09	01-14-09	1,000	MCDONALDS COM	60,091 30	57,511 37	-2,579 93	
12-10-08	01-14-09	100	STAGE STORES INC COM STK	681 95	758 59	76 64	
09-25-08	01-14-09	-2	PUT - MAR 100 @ 20 EXP 01/17/2009	168 00	168 00	0 00	
10-21-08	01-15-09	-100	ADVANCE AUTO PTS INC COM STK	3,099 79	2,928 52	-171 27	
08-21-08	01-15-09	-100	BUFFALO WILD WINGS INC COM STK	2,316 33	3,634 18	1,317 85	
12-30-08	01-15-09	-100	COSTCO WHSL CORP NLW COM STK	4 830 33	5,108 48	278 15	
12-11-08	01-15-09	-1,000	COSTCO WHSL CORP NFW COM STK	48 303 30	51 524 01	3,220 71	
12-31-08	01-15-09	-100	COSTCO WHSL CORP NFW COM STK	4 830 33	5 171 32	340 99	
12-12-08	01-15-09	-300	COSTCO WHSL CORP NFW COM STK	14,490 99	15 637 23	1 146 24	
12-15-08	01-15-09	-200	COSTCO WHSL CORP NEW COM STK	9,660 66	10,434 50	773 84	
01-02-09	01-15-09	-100	COSTCO WHSL CORP NFW COM STK	4,830 33	5,285 77	455 44	
12-12-08	01-15-09	-300	COSTCO WHSL CORP NEW COM STK	14,490 99	15,970 14	1,479 15	
12-09-08	01-15-09	-200	COSTCO WHSL CORP NEW COM STK	9,746 88	10,855 73	1,108 85	
12-08-08	01-15-09	-400	COSTCO WHSL CORP NFW COM STK	19,493 76	22,270 15	2,776 39	
11-18-08	01-15-09	-200	CARTER HOLDINGS INC COM	3,399 10	3,890 93	491 83	

Please note Buckingham Capital Management does not render advice on tax matters to clients. This information is not intended as tax advice, and you should consult with your own advisors on such decision. This report may not contain all information necessary to make a tax decision, for example this report does not take into account adjustments due to wash sales.

Buckingham Capital Management  
**REALIZED GAINS AND LOSSES**  
*Leeds Family Foundation – Retail*  
**038C92429**  
*From 01-01-09 Through 12-31-09*

Open Date	Close Date	Quantity	Security	Cost Basis	Proceeds	Gain Or Loss	
						Short Term	Long Term
05-19-08	01-15-09	-300	COINSTAR INC COM STK	5,753 01	10,846 55	5,093 54	
12-05-08	01-15-09	-300	FAMILY DOLLAR STORES INC COM STK	8 580 75	6,744 23	-1,836 52	
12-01-08	01-15-09	-300	99 CYNIS ONLY STORES COM STK	2 840 16	3,077 38	237 22	
11-24-08	01-15-09	-400	POLO RALPH LAUREN CORP CL A COM STK	15 970 96	16,153 59	182 63	
10-29-08	01-15-09	-200	POLO RALPH LAUREN CORP CL A COM STK	7 985 48	8,522 73	537 25	
11-04-08	01-15-09	-100	SPARTAN STORES INC COM STK	2,122 46	2,751 16	628 70	
01-12-09	01-15-09	-300	TARGET CORP COM STK	10,507 47	10,445 97	-61 50	
01-09-09	01-15-09	-400	TARGET CORP COM STK	14,009 96	14,442 47	432 51	
01-15-09	01-15-09	-1 200	SPDR S&P RETAIL ETF	24,531 48	23,345 98	-1,185 50	
01-09-09	01-15-09	-1,100	SPDR S&P RETAIL ETF	22,487 19	23,099 65	612 46	
01-09-09	01-15-09	-1 100	SPDR S&P RETAIL ETF	22 572 00	23,099 65	527 65	
11-18-08	01-15-09	-200	ZALF CORP NEW COM STK	590 44	2,135 83	1,545 39	
11-18-08	01-15-09	-100	ZALF CORP NEW COM STK	295 22	1,097 63	802 41	
01-02-09	01-15-09	700	BARE I SCIENTUALS INC	3,832 78	3,287 25	-545 53	
01-06-09	01-15-09	300	BARE I SCIENTUALS INC	1,554 51	1,449 71	-104 80	
08-14-08	01-15-09	300	TWFEN BRANDS INC COM STK	2,551 80	987 71	-1,564 09	
10-06-08	01-15-09	100	TWEEN BRANDS INC COM STK	843 09	329 24	-513 85	
08-14-08	01-15-09	100	TWEEN BRANDS INC COM STK	839 00	329 24	-509 76	
10-10-08	01-15-09	100	TWFEN BRANDS INC COM STK	830 76	329 23	-501 53	
10-10-08	01-15-09	100	TWFEN BRANDS INC COM STK	825 92	337 11	-488 81	
08-13-08	01-15-09	500	TWFEN BRANDS INC COM STK	4,012 30	1,685 53	-2,326 77	
09-19-08	01-16-09	-6	CALL - DSW 100@17 1/2 XP 01/17/2009	0 00	564 00	564 00	
08-25-08	01-16-09	-5	CALL - DSW 100@17 1/2 XP 01/17/2009	0 00	512 25	512 25	
09-18-08	01-16-09	-6	CALL - IZ 100 @ 20 EXP 01/17 2009 IZ	0 00	807 06	807 06	
11-14-08	01-16-09	-5	CALL - M 100 @ 10 EXP 01/17 2009	0 00	357 49	357 49	
12-03-08	01-16-09	-6	CALL - M 100@7 1/2 EXP 01/17/2009	579 00	579 00	0 00	
11-17-08	01-16-09	-3	CALL - M 100@7 1/2 EXP 01/17/2009	410 61	410 61	0 00	

Please note Buckingham Capital Management does not render advice on tax matters to clients. This information is not intended as tax advice, and you should consult with your own advisors on such decision. This report may not contain all information necessary to make a tax decision, for example this report does not take into account adjustments due to wash sales.

Buckingham Capital Management  
**REALIZED GAINS AND LOSSES**  
*Leeds Family Foundation -- Retail*  
**038C92429**  
*From 01-01-09 Through 12-31-09*

Open Date	Close Date	Quantity	Security	Cost Basis	Proceeds	Gain Or Loss	
						Short Term	Long Term
12-12-08	01-16-09	-5	CALL- PVH 100 @ 20 EXP 01/17/2009 PHILIP	0 00	423 30	423 30	
01-08-09	01-16-09	-7	CALL- QUK 100 @ 80 1 XP 01/17/2009	0 00	888 99	888 99	
08-29-08	01-16-09	-5	CALL- QZS 100 @ 40 EXP 01/17/2009	0 00	547 50	547 50	
08-28-08	01-16-09	-5	CALL- QZS 100 @ 40 EXP 01/17/2009	0 00	591 25	591 25	
09-03-08	01-16-09	-12	CALL- QZS 100 @ 40 EXP 01/17/2009	0 00	1,588 20	1,588 20	
08-15-08	01-16-09	-5	CALL- QZS 100 @ 40 EXP 01/17/2009	0 00	835 00	835 00	
08-18-08	01-16-09	-5	CALL- QZS 100 @ 40 EXP 01/17/2009	0 00	885 00	885 00	
09-15-08	01-16-09	-6	CALL- QZS 100 @ 45 EXP 01/17/2009	0 00	503 99	503 99	
09-10-08	01-16-09	-6	CALL- QZS 100 @ 45 EXP 01/17/2009	0 00	563 99	563 99	
09-09-08	01-16-09	-5	CALL- QZS 100 @ 45 EXP 01/17/2009	0 00	533 79	533 79	
09-18-08	01-16-09	-5	CALL- SKX 100 @ 20 EXP 01/17/2009	0 00	539 80	539 80	
09-02-08	01-16-09	-6	CALL- SKX 100 @ 25 EXP 01/17/2009	0 00	401 16	401 16	
08-18-08	01-16-09	-10	CALL- SKX 100 @ 25 EXP 01/17/2009	0 00	1,221 90	1,221 90	
07-15-08	01-16-09	-10	CALL- TJX 100 @ 40 EXP 01/17/2009	0 00	1,020 00	1,020 00	
12-15-08	01-16-09	-10	CALL- TPX 100 @ 7 1/2 EXP 01/17/2009	0 00	370 50	370 50	
11-24-08	01-16-09	-10	CALL- WMT 100 @ 55 EXP 01/17/2009 WAL	0 00	3,305 40	3,305 40	
12-19-08	01-16-09	-10	CALL- WMT 100 @ 57 1/2 EXP 01/17/2009 WAL	0 00	1,432 39	1,432 39	
08-11-08	01-16-09	-5	CALL- WRC 100 @ 60 FXP 01/17/2009	0 00	1,514 45	1,514 45	
08-08-08	01-16-09	-10	CALL- WRC 100 @ 65 1 XP 01/17/2009	0 00	1,270 00	1,270 00	
08-21-08	01-16-09	-200	BUI FAI O WII D WINGS INC COM STK	4,774 74	7,268 36	2,493 62	
12-19-08	01-16-09	-200	CLOROX CO STK	10,600 00	10,712 35	112 35	
12-05-08	01-16-09	-300	CLOROX CO STK	15,900 00	16,562 78	662 78	
10-14-08	01-16-09	-100	CLOROX CO STK	5,300 00	5,719 48	419 48	
12-01-08	01-16-09	-100	CLOROX CO STK	5,300 00	5,728 43	428 43	

Please note Buckingham Capital Management does not render advice on tax matters to clients. This information is not intended as tax advice, and you should consult with your own advisors on such decision. This report may not contain all information necessary to make a tax decision, for example this report does not take into account adjustments due to wash sales.

Buckingham Capital Management  
**REALIZED GAINS AND LOSSES**  
*Leeds Family Foundation -- Retail*  
**038C92429**  
*From 01-01-09 Through 12-31-09*

Open Date	Close Date	Quantity	Security	Cost Basis	Proceeds	Gain Or Loss	
						Short Term	Long Term
09-15-08	01-16-09	-100	CLOROX CO COM STK	5,300 00	6,338 62	1,038 62	
11-12-08	01-16-09	-100	CARTER HOLDINGS INC COM	1,747 74	1,954 09	206 35	
01-16-09	01-16-09	-300	SPDR DOW JONES INDL AVUT SFR I	24,936 00	24,421 99	-514 01	
01-07-09	01-16-09	-200	SPDR DOW JONES INDL AVUT SER I	16,624 00	17,510 04	886 04	
01-14-09	01-16-09	-600	WALT DISNEY COMPANY (HOLDING COMPANY)	12,075 00	12,412 07	337 07	
01-12-09	01-16-09	-400	WALT DISNEY COMPANY (HOLDING COMPANY)	8 050 00	8,780 63	730 63	
01-14-09	01-16-09	-200	MARRIOTT INTERNATIONAL INC	3,836 00	3,482 58	-353 42	
12-23-08	01-16-09	-100	MASCO CORP COM STK	1,390 00	1,081 01	-308 99	
08-04-08	01-16-09	-200	MASCO CORP COM STK	2,780 00	3,271 34	491 34	
08-01-08	01-16-09	-500	MASCO CORP COM STK	6,950 00	8,297 05	1,347 05	
10-03-08	01-16-09	-100	MASCO CORP COM STK	1,390 00	1,714 77	324 77	
12-01-08	01-16-09	-6	99 CENTS ONLY STORES COM STK	58 07	61 55	3 48	
11-04-08	01-16-09	-294	99 CENTS ONLY STORES COM STK	2,845 51	3,269 32	423 81	
06-04-08	01-16-09	-100	PETSMART INC COM STK	2,120 00	2,335 71	215 71	
05-01-08	01-16-09	-100	PETSMART INC COM STK	2,120 00	2,347 21	227 21	
02-04-08	01-16-09	-100	PETSMART INC COM STK	2 120 00	2,347 50	227 50	
09-15-08	01-16-09	-200	PETSMART INC COM STK	4,240 00	5,301 29	1,061 29	
06-26-08	01-16-09	-100	PAPA JOHNS INTL INC COM STK	2 152 04	2,749 85	597 81	
05-21-08	01-16-09	-300	PAPA JOHNS INTL INC COM STK	6,456 12	8,256 37	1,800 25	
06-11-08	01-16-09	-100	PAPA JOHNS INTL INC COM STK	2,152 04	2,777 83	625 79	
10-29-08	01-16-09	-800	POLO RALPH LAUREN CORP CL A COM STK	32 816 56	34,090 93	1,274 37	
08-06-08	01-16-09	-1,000	RADIOSHACK CORP DEL COM STK	14 033 11	17,416 50	3,383 39	
08-12-08	01-16-09	-300	RADIOSHACK CORP DEL COM STK	4,209 93	5,390 57	1,180 64	

Please note Buckingham Capital Management does not render advice on tax matters to clients. This information is not intended as tax advice, and you should consult with your own advisors on such decision. This report may not contain all information necessary to make a tax decision, for example this report does not take into account adjustments due to wash sales.



Buckingham Capital Management  
**REALIZED GAINS AND LOSSES**  
*Leeds Family Foundation -- Retail*  
**038C92429**  
*From 01-01-09 Through 12-31-09*

Open Date	Close Date	Quantity	Security	Cost Basis	Proceeds	Gain Or Loss	
						Short Term	Long Term
08-05-08	01-16-09	-400	RADIOSHACK CORP DEL COM STK	5,613.25	7,223.31	1,610.06	
08-15-08	01-16-09	-100	RADIOSHACK CORP DEL COM STK	1,403.31	1,836.48	433.17	
12-12-08	01-16-09	-200	MADDEN STEVEN LTD COM STK	3,852.16	3,938.76	86.60	
01-16-09	01-16-09	-300	SPDR S&P 500 ETF TRUST	25,707.00	25,064.55	-642.45	
01-07-09	01-16-09	-200	SPDR S&P 500 ETF TRUST	17,138.00	18,105.84	967.84	
01-15-09	01-16-09	-100	TRAC IOR SUPPI Y CO COM STK	3,384.04	3,134.08	-249.96	
01-16-09	01-16-09	-200	TRAC IOR SUPPI Y CO COM STK	6,768.08	6,609.76	-158.32	
10-29-08	01-16-09	-100	TRAC IOR SUPPI Y CO COM STK	3,384.04	3,820.08	436.04	
10-02-08	01-16-09	-300	TRAC IOR SUPPLY CO COM STK	10,152.12	11,502.41	1,350.29	
10-07-08	01-16-09	-200	TRAC IOR SUPPLY CO COM STK	6,768.08	7,727.61	959.53	
11-06-08	01-16-09	-200	TRAC IOR SUPPLY CO COM STK	6,768.08	7,842.53	1,074.45	
10-09-08	01-16-09	-200	TRAC IOR SUPPI Y CO COM STK	6,768.08	7,920.69	1,152.61	
12-01-08	01-16-09	-100	WYNN RESORTS LTD COM STK	3,658.13	3,690.68	32.55	
01-14-09	01-16-09	-300	WYNN RESORTS LTD COM STK	10,974.39	11,124.23	149.84	
11-26-08	01-16-09	-200	WYNN RESORTS LTD COM STK	7,316.26	7,482.01	165.75	
01-13-09	01-16-09	-100	WYNN RESORTS LTD COM STK	3,658.13	3,961.61	303.48	
12-31-08	01-16-09	300	BARF ESCENTUALS INC	1,544.67	1,492.94	-51.73	
01-07-09	01-16-09	100	BARF ESCENTUALS INC	508.10	497.65	-10.45	
12-24-08	01-16-09	100	BARF ESCENTUALS INC	464.58	497.65	33.07	
12-26-08	01-16-09	100	BARF ESCENTUALS INC	461.67	497.65	35.98	
12-18-08	01-16-09	100	BARF ESCENTUALS INC	438.76	497.64	58.88	
12-18-08	01-16-09	200	BARF ESCENTUALS INC	877.52	991.59	114.07	
12-29-08	01-16-09	100	BARF ESCENTUALS INC	437.87	495.80	57.93	
12-29-08	01-16-09	100	BARF ESCENTUALS INC	437.87	498.50	60.63	
12-18-08	01-16-09	200	BARF ESCENTUALS INC	872.90	996.99	124.09	
12-18-08	01-16-09	500	BARF ESCENTUALS INC	2,182.25	2,478.99	296.74	
12-18-08	01-16-09	200	BARF ESCENTUALS INC	865.74	991.59	125.85	
12-18-08	01-16-09	300	BARF ESCENTUALS INC	1,298.61	1,488.05	189.44	
12-23-08	01-16-09	100	BARF ESCENTUALS INC	430.66	496.02	65.36	
12-22-08	01-16-09	300	BARF ESCENTUALS INC	1,284.36	1,488.05	203.69	
11-26-08	01-16-09	100	BUCKLE INC COM STK	1,787.15	2,005.90	218.75	
01-05-09	01-16-09	300	KOHL'S CORP COM STK	11,312.37	11,242.67	-69.70	

Please note Buckingham Capital Management does not render advice on tax matters to clients. This information is not intended as tax advice, and you should consult with your own advisors on such decision. This report may not contain all information necessary to make a tax decision, for example this report does not take into account adjustments due to wash sales.

Buckingham Capital Management  
**REALIZED GAINS AND LOSSES**  
*Leeds Family Foundation -- Retail*  
**038C92429**

From 01-01-09 Through 12-31-09

Open Date	Close Date	Quantity	Security	Cost Basis	Proceeds	Gain Or Loss	
						Short Term	Long Term
01-07-09	01-16-09	100	KOHL'S CORP STK	3,763.25	3,747.56	-15.69	
01-02-09	01-16-09	400	MACYS INC STK	4,335.52	3,431.80	-903.72	
11-26-08	01-16-09	500	MACYS INC STK	3,493.70	4,289.76	796.06	
10-07-08	01-16-09	200	CHILDREN'S PLACE RETAIL STORES COM STK	6,447.14	3,980.43	-2,466.71	
10-14-08	01-16-09	100	CHILDREN'S PLACE RETAIL STORES COM STK	3,209.00	1,990.22	-1,218.78	
08-13-08	01-16-09	100	TWILYN BRANDS INC COM STK	802.46	348.49	-453.97	
08-13-08	01-16-09	100	TWILYN BRANDS INC COM STK	802.46	299.11	-503.35	
12-02-08	01-16-09	-22	PUT - AFO 100 @ 7 1/2 EXP 01/17/2009	0.00	1,298.00	1,298.00	
11-24-08	01-16-09	-5	PUT - AVP 100 @ 15 EXP 01/17/2009 AVON	0.00	346.50	346.50	
12-02-08	01-16-09	-8	PUT - BHQ 100 @ 15 EXP 01/17/2009	0.00	632.80	632.80	
11-21-08	01-16-09	-5	PUT - BHQ 100 @ 15 EXP 01/17/2009	0.00	885.00	885.00	
12-16-08	01-16-09	-13	PUT - BHQ 100 @ 20 EXP 01-17-2009	0.00	904.15	904.15	
11-20-08	01-16-09	-11	PUT - BHQ 100 @ 12 1/2 EXP 01/17/2009	0.00	822.25	822.25	
11-21-08	01-16-09	-15	PUT - BHQ 100 @ 12 1/2 EXP 01/17/2009	0.00	1,410.00	1,410.00	
12-16-08	01-16-09	-13	PUT - BHQ 100 @ 22 1/2 EXP 01/17/2009	0.00	1,716.00	1,716.00	
11-25-08	01-16-09	-5	PUT - CJY 100 @ 30 EXP 01/17/2009	0.00	560.00	560.00	
11-25-08	01-16-09	-5	PUT - CIY 100 @ 35 EXP 01/17/2009	0.00	1,114.65	1,114.65	
08-25-08	01-16-09	-5	PUT - CI X 100 @ 55 EXP 01/17/2009 CLOROX	1,010.00	1,010.00	0.00	
10-09-08	01-16-09	-3	PUT - CI X 100 @ 55 EXP 01/17/2009 CLOROX	606.00	606.00	0.00	
12-01-08	01-16-09	-7	PUT - DIS 100 @ 17 1/2 EXP 01/17/2009 WALT	0.00	693.00	693.00	
10-15-08	01-16-09	-5	PUT - DIS 100 @ 22 1/2 EXP 01/17/2009 WALT	1,085.00	1,085.00	0.00	
10-16-08	01-16-09	-5	PUT - DIS 100 @ 22 1/2 EXP 01/17/2009 WALT	1,310.00	1,310.00	0.00	
11-24-08	01-16-09	-10	PUT - DV 100 @ 50 EXP 01/17/2009 DEVRV	0.00	3,483.80	3,483.80	

Please note Buckingham Capital Management does not render advice on tax matters to clients. This information is not intended as tax advice, and you should consult with your own advisors on such decision. This report may not contain all information necessary to make a tax decision, for example this report does not take into account adjustments due to wash sales.

Buckingham Capital Management  
**REALIZED GAINS AND LOSSES**  
*Leeds Family Foundation -- Retail*  
**038C92429**

*From 01-01-09 Through 12-31-09*

Open Date	Close Date	Quantity	Security	Cost Basis	Proceeds	Gain Or Loss	
						Short Term	Long Term
12-05-08	01-16-09	-7	PUT - FDO 100 @ 20 EXP 01/17/2009 FAMILY	0 00	813 40	813 40	
12-17-08	01-16-09	-5	PUT - FDO 100 @ 22 1/2 EXP 01/17/2009 FAMILY	0 00	445 00	445 00	
12-04-08	01-16-09	-15	PUT - FDO 100 @ 22 1/2 EXP 01/17/2009 FAMILY	0 00	2,092 50	2,092 50	
01-08-09	01-16-09	-13	PUT - FDO 100 @ 27 1/2 EXP 01/17/2009 FAMILY	0 00	766 99	766 99	
12-02-08	01-16-09	-15	PUT - FMQ 100 @ 8 EXP 01/17/2009	0 00	856 65	856 65	
12-01-08	01-16-09	-7	PUT - GQR 100 @ 12 1/2 EXP 01/17/2009	0 00	486 22	486 22	
11-25-08	01-16-09	-10	PUT - HUC 100 @ 12 1/2 EXP 01/17/2009	0 00	540 00	540 00	
12-15-08	01-16-09	-10	PUT - JCP 100 @ 15 EXP 01/17/2009 PENNEY	0 00	690 00	690 00	
12-15-08	01-16-09	-10	PUT - JCP 100 @ 17 1/2 EXP 01/17/2009 PENNEY	0 00	1,451 30	1,451 30	
12-02-08	01-16-09	-7	PUT - JCP 100 @ 12 1/2 EXP 01/17/2009 PENNEY	0 00	588 00	588 00	
09-26-08	01-16-09	-4	PUT - INY 100 @ 15 EXP 01/17/2009 JONES	341 48	341 48	0 00	
09-25-08	01-16-09	-2	PUT - MAR 100 @ 20 EXP 01/17/2009	168 00	168 00	0 00	
10-15-08	01-16-09	-4	PUT - MAS 100 @ 10 EXP 01/17/2009 MASCO	0 00	376 00	376 00	
08-25-08	01-16-09	-9	PUT - MAS 100 @ 15 EXP 01/17/2009 MASCO	1,008 00	1,008 00	0 00	
12-05-08	01-16-09	-5	PUT - MW 100 @ 10 EXP 01/17/2009	0 00	345 00	345 00	
11-21-08	01-16-09	-5	PUT - MW 100 @ 7 1/2 EXP 01/17/2009	0 00	420 00	420 00	
12-16-08	01-16-09	-7	PUT - PRQ 100 @ 45 EXP 01/17/2009	0 00	525 00	525 00	
12-01-08	01-16-09	-7	PUT - QPT 100 @ 15 EXP 01/17/2009	0 00	784 00	784 00	
09-17-08	01-16-09	-7	PUT - QPT 100 @ 22 1/2 EXP 01/17/2009	924 00	924 00	0 00	
12-10-08	01-16-09	-14	PUT - QPT 100 @ 35 EXP 01/17/2009	1,651 44	1,651 44	0 00	
12-02-08	01-16-09	-7	PUT - QZS 100 @ 15 EXP 01/17/2009	0 00	931 00	931 00	
09-02-08	01-16-09	-5	PUT - QZS 100 @ 17 1/2 EXP 01/17/2009	0 00	1,060 00	1,060 00	
08-15-08	01-16-09	-5	PUT - QZS 100 @ 17 1/2 EXP 01/17/2009	0 00	1,135 00	1,135 00	

Please note Buckingham Capital Management does not render advice on tax matters to clients. This information is not intended as tax advice, and you should consult with your own advisors on such decision. This report may not contain all information necessary to make a tax decision, for example this report does not take into account adjustments due to wash sales.

Buckingham Capital Management  
**REALIZED GAINS AND LOSSES**  
*Leeds Family Foundation -- Retail*  
**038C92429**  
*From 01-01-09 Through 12-31-09*

Open Date	Close Date	Quantity	Security	Cost Basis	Proceeds	Gain Or Loss	
						Short Term	Long Term
08-14-08	01-16-09	-5	PUT - QZS 100@17 1/2EXP 01/17/2009	0 00	1,260 00	1,260 00	
08-22-08	01-16-09	-5	PUT - QZS 100@17 1/2EXP 01/17/2009	0 00	1,260 00	1,260 00	
08-12-08	01-16-09	-5	PUT - QZS 100@17 1/2EXP 01/17/2009	0 00	1,310 00	1,310 00	
09-23-08	01-16-09	-17	PUT - QZS 100@22 1/2EXP 01/17/2009	0 00	3,757 00	3,757 00	
11-24-08	01-16-09	-10	PUT - RL 100 @ 25 EXP 01/17/2009	0 00	970 00	970 00	
12-02-08	01-16-09	-8	PUT - RL 100 @ 30 EXP 01/17/2009	0 00	870 72	870 72	
11-25-08	01-16-09	-10	PUT - RL 100 @ 30 EXP 01/17/2009	0 00	1,640 00	1,640 00	
01-08-09	01-16-09	-7	PUT - RL 100 @ 40 EXP 01/17/2009	0 00	278 24	278 24	
10-16-08	01-16-09	-3	PUT - RL 100 @ 40 LXP 01/17/2009	0 00	1,355 16	1,355 16	
11-21-08	01-16-09	-10	PUT - RL 100@22 1/2 EXP 01/17/2009	0 00	1,079 50	1,079 50	
11-20-08	01-16-09	-11	PUT - RL 100@22 1/2 FXP 01/17/2009	0 00	1,529 77	1,529 77	
09-10-08	01-16-09	-8	PUT - RSH 100 @ 15 FXP 01/17/2009	706 40	706 40		0 00
08-25-08	01-16-09	-10	PUT - RSH 100 @ 15 EXP 01/17/2009	1,070 00	1,070 00		0 00
12-18-08	01-16-09	-10	PUT - TGT 100@27 1/2 LXP 01/17/2009	0 00	573 69	573 69	
12-15-08	01-16-09	-5	PUT - TTX 100@17 1/2EXP 01/17/2009	0 00	320 00	320 00	
12-01-08	01-16-09	-7	PUT - YUM 100@22 1/2EXP 01/17/2009	0 00	826 49	826 49	
08-25-08	01-16-09	-5	PUT - ZZQ 100@22 1/2EXP 01/17/2009	499 80	499 80		0 00
01-16-09	01-20-09	-300	BEST BUY INC COM STK	8,407 53	8,288 44		-119 09
12-12-08	01-20-09	-400	CATERPILLAR INC COM	15,490 32	16,494 50	1,004 18	
10-29-08	01-20-09	-400	POLO RALPH LAUREN CORP CL A COM STK	15,120 12	17,045 46	1,925 34	
12-12-08	01-20-09	-300	MADDEN STEVEN LTD COM STK	5,678 52	5,908 13	229 61	
11-26-08	01-20-09	200	BUCKLE INC COM STK	3,574 30	4,060 40	486 10	
11-24-08	01-20-09	100	BUCKLE INC COM STK	1,774 49	2,030 20	255 71	
12-02-08	01-20-09	100	BUCKLE INC COM STK	1,741 76	2,030 19	288 43	

Please note Buckingham Capital Management does not render advice on tax matters to clients. This information is not intended as tax advice, and you should consult with your own advisors on such decision. This report may not contain all information necessary to make a tax decision, for example this report does not take into account adjustments due to wash sales.

Buckingham Capital Management  
**REALIZED GAINS AND LOSSES**  
*Leeds Family Foundation – Retail*  
**038C92429**  
*From 01-01-09 Through 12-31-09*

Open Date	Close Date	Quantity	Security	Cost Basis	Proceeds	Gain Or Loss	
						Short Term	Long Term
01-16-09	01-20-09	200	PEPSMARI INC COM STK	4,240.00	3,512.04	-727.96	
01-16-09	01-20-09	100	TRACTOR SUPPLY CO COM STK	3,384.04	3,266.54	-117.50	
08-13-08	01-20-09	100	TWELFN BRANDS INC COM STK	802.46	291.49	-510.97	
08-13-08	01-20-09	700	TWELFN BRANDS INC COM STK	5,617.22	1,773.92	-3,843.30	
09-28-07	01-20-09	300	URBAN OUTFITTERS INC COM STK	6,536.70	4,590.51		-1,946.19
11-04-08	01-21-09	-100	ADVANCE AUTO PTS INC COM STK	3,147.22	3,115.10	-32.12	
01-16-09	01-21-09	-300	BEST BUY INC COM STK	8,150.91	8,288.44	137.53	
01-14-09	01-21-09	-400	COACH INC COM STK	5,776.56	6,480.60	704.04	
01-14-09	01-21-09	-100	COACH INC COM STK	1,424.50	1,620.15	195.65	
11-25-08	01-21-09	-100	COLUMBIA SPORTSWEAR CO COM STK	3,134.21	2,968.10	-166.11	
01-07-09	01-21-09	-300	SPDR DOW JONES INDL AVUL SFR I	24,702.00	26,265.06	1,563.06	
11-07-08	01-21-09	-100	HARILEY DAVIDSON INC COM STK	1,275.55	2,067.16	791.61	
10-15-08	01-21-09	-300	HARILEY DAVIDSON INC COM STK	3,826.65	7,953.43	4,126.78	
11-12-08	01-21-09	-100	RESOURCES CONNECTION INC COM STK	1,448.49	1,467.21	18.72	
10-22-08	01-21-09	-200	RESOURCES CONNECTION INC COM STK	2,896.98	3,050.60	153.62	
10-29-08	01-21-09	-300	POLO RALPH LAUREN CORP CL A COM STK	11,286.45	12,784.10	1,497.65	
12-16-08	01-21-09	-100	MADDEN STLVEN LTD COM STK	1,885.56	1,999.75	114.19	
12-11-08	01-21-09	-100	MADDEN STEVEN LTD COM STK	1,885.56	2,008.08	122.52	
01-07-09	01-21-09	-300	SPDR S&P 500 ETF TRUST	25,221.57	27,158.75	1,937.18	
01-09-09	01-21-09	-300	TARGET CORP COM STK	9,902.73	10,831.86	929.13	
01-09-09	01-21-09	-400	TARGET CORP COM STK	13,203.64	14,611.91	1,408.27	
12-02-08	01-21-09	200	BUCKLE INC COM STK	3,483.52	4,087.01	603.49	
10-09-08	01-21-09	200	TWELFN BRANDS INC COM STK	1,584.34	463.61	-1,120.73	

Please note Buckingham Capital Management does not render advice on tax matters to clients. This information is not intended as tax advice, and you should consult with your own advisors on such decision. This report may not contain all information necessary to make a tax decision, for example this report does not take into account adjustments due to wash sales.

Buckingham Capital Management  
**REALIZED GAINS AND LOSSES**  
*Leeds Family Foundation -- Retail*  
**038C92429**  
*From 01-01-09 Through 12-31-09*

Open Date	Close Date	Quantity	Security	Cost Basis	Proceeds	Gain Or Loss	
						Short Term	Long Term
05-04-07	01-21-09	700	WARNACO GROUP INC COM STK	19,834 15	13,926 07		-5,908 08
11-25-08	01-22-09	-100	COLUMBIA SPORTSWEAR CO COM STK	3,179 47	2,968 10	-211 37	
12-01-08	01-22-09	-100	COLUMBIA SPOR TSWI AR CO COM STK	3,179 47	2,974 36	-205 11	
11-17-08	01-22-09	-100	CARTER HOLDINGS INC COM	1,694 23	2,004 20	309 97	
11-11-08	01-22-09	-100	CARTER HOI DINGS INC COM	1,694 23	2,104 32	410 09	
11-10-08	01-22-09	-100	CARTER HOLDINGS INC COM	1 694 23	2,118 25	424 02	
11-07-08	01-22-09	-200	CARTER HOLDINGS INC COM	3,388 46	4,248 31	859 85	
12-17-08	01-22-09	-100	JOY GLOBAL INC COM STK	2 119 00	2,472 42	353 42	
12-17-08	01-22-09	-100	JOY GLOBAL INC COM STK	2 119 00	2,481 15	362 15	
12-17-08	01-22-09	-100	JOY GLOBAL INC COM STK	2,119 91	2,481 15	361 24	
11-25-08	01-22-09	-100	SPDR KBW REGIONAL BANKING I FF	2,037 83	2,767 43	729 60	
12-11-08	01-22-09	-100	MADDEN SIEVEN LTD COM STK	1,924 52	2,008 08	83 56	
12-30-08	01-22-09	-100	MADDEN SIEVEN LTD COM STK	1,924 52	2,024 04	99 52	
12-10-08	01-22-09	-100	MADDEN STEVLN LTD COM STK	1,924 52	2,122 62	198 10	
01-09-09	01-22-09	-200	TARGET CORP COM STK	6,722 76	7,305 96	583 20	
01-08-09	01-22-09	1,400	AMERICAN EAGLE OUTFITTERS INC COM STK	14,895 44	12,786 54	-2,108 90	
12-09-08	01-22-09	700	AMERICAN EAGLE OUTFITTERS INC COM STK	7,196 35	6,393 28	-803 07	
12-17-08	01-22-09	100	AMERICAN EAGLE OUTFITTERS INC COM STK	1 027 77	913 32	-114 45	
12-17-08	01-22-09	100	AMERICAN EAGLE OUTFITTERS INC COM STK	1,027 77	928 19	-99 58	
12-10-08	01-22-09	700	AMERICAN EAGLE OUTFITTERS INC COM STK	7,120 54	6 497 37	-623 17	

Please note Buckingham Capital Management does not render advice on tax matters to clients. This information is not intended as tax advice, and you should consult with your own advisors on such decision. This report may not contain all information necessary to make a tax decision, for example this report does not take into account adjustments due to wash sales.

Buckingham Capital Management  
**REALIZED GAINS AND LOSSES**

**Leeds Family Foundation -- Retail**  
**038C92429**

From 01-01-09 Through 12-31-09

Open Date	Close Date	Quantity	Security	Cost Basis	Proceeds	Gain Or Loss	
						Short Term	Long Term
12-17-08	01-22-09	300	AMERICAN EAGLE OUTFITTERS INC COM STK	3,048.99	2,784.58	-264.41	
12-17-08	01-22-09	500	AMERICAN EAGLE OUTFITTERS INC COM STK	5,075.65	4,606.82	-468.83	
01-15-09	01-22-09	2,900	AMERICAN EAGLE OUTFITTERS INC COM STK	28,937.65	26,719.58	-2,218.07	
01-15-09	01-22-09	500	AMERICAN EAGLE OUTFITTERS INC COM STK	4,872.85	4,606.82	-266.03	
12-02-08	01-22-09	100	BUCKLE INC COM STK	1,741.76	2,095.79	354.03	
09-23-08	01-22-09	500	SKETCHERS U S A INC CL A COM STK	8,580.00	4,764.87	-3,815.13	
12-10-08	01-22-09	900	TFMPUR-PE DIC INTL	6,933.78	5,225.46	-1,708.32	
12-10-08	01-22-09	100	TFMPUR-PE DIC INTL	770.42	600.69	-169.73	
12-31-08	01-22-09	200	TFMPUR-PE DIC INTL	1,451.66	1,201.39	-250.27	
12-12-08	01-22-09	200	TFMPUR-PE DIC INTL	1,359.30	1,180.99	-178.31	
09-28-07	01-22-09	100	URBAN OUTFITTERS INC COM STK	2,178.90	1,553.41		-625.49
07-11-07	01-22-09	100	URBAN OUTFITTERS INC COM STK	2,177.00	1,553.41		-623.59
07-20-07	01-22-09	100	URBAN OUTFITTERS INC COM STK	2,173.86	1,553.41		-620.45
08-21-07	01-22-09	100	URBAN OUTFITTERS INC COM STK	2,172.84	1,553.41		-619.43
05-04-07	01-22-09	600	WARNACO GROUP INC COM STK	17,000.70	12,038.33		-4,962.37
05-04-07	01-22-09	300	WARNACO GROUP INC COM STK	8,500.35	6,200.96		-2,299.39
11-18-08	01-23-09	-100	DINE EQUITY INC COM STK	856.58	1,110.11	253.53	
10-13-08	01-23-09	-100	DINE EQUITY INC COM STK	856.58	1,134.09	277.51	
01-08-09	01-23-09	-700	NORDSTRUM INC COM	9,329.95	10,014.84	684.89	
11-25-08	01-23-09	-100	SPDR KBW REGIONAL BANKING FII	2,044.33	2,767.43	723.10	
01-09-09	01-23-09	-100	TARGET CORP COM STK	3,353.77	3,652.98	299.21	
01-15-09	01-23-09	500	AMERICAN EAGLE OUTFITTERS INC COM STK	4,872.85	4,546.07	-326.78	
01-15-09	01-23-09	1,000	AMERICAN EAGLE OUTFITTERS INC COM STK	9,727.80	9,092.15	-635.65	

Please note: Buckingham Capital Management does not render advice on tax matters to clients. This information is not intended as tax advice, and you should consult with your own advisors on such decisions. This report may not contain all information necessary to make a tax decision, for example this report does not take into account adjustments due to wash sales.

Buckingham Capital Management  
**REALIZED GAINS AND LOSSES**  
*Leeds Family Foundation -- Retail*  
**038C92429**  
*From 01-01-09 Through 12-31-09*

Open Date	Close Date	Quantity	Security	Cost Basis	Proceeds	Gain Or Loss	
						Short Term	Long Term
01-02-09	01-23-09	200	AMERICAN EAGLE OUTFITTERS INC COM STK	1,938.34	1,818.43	-119.91	
12-05-08	01-23-09	200	AMERICAN EAGLE OUTFITTERS INC COM STK	1,931.90	1,818.43	-113.47	
05-04-07	01-23-09	600	WARNACO GROUP INC COM STK	17,000.70	11,998.01		-5,002.69
05-04-07	01-23-09	400	WARNACO GROUP INC COM STK	11,333.80	7,991.95		-3,341.85
01-23-09	01-26-09	-600	BEST BUY INC COM STK	17,232.66	16,192.94	-1,039.72	
11-04-08	01-26-09	-200	99 CENT STORES COM STK	1,729.44	2,224.02	494.58	
12-10-08	01-26-09	-100	MADDEN STEVEN LID COM STK	1,925.21	2,122.62	197.41	
12-10-08	01-26-09	-100	MADDEN STEVEN LID COM STK	1,904.91	2,122.62	217.71	
01-21-09	01-26-09	-300	WYNN RESORTS LTD COM STK	10,922.58	10,228.11	-694.47	
01-20-09	01-26-09	-300	WYNN RESORTS LTD COM STK	10,922.58	10,303.50	-619.08	
12-05-08	01-26-09	300	AMERICAN EAGLE OUTFITTERS INC COM STK	2,897.85	2,796.97	-100.88	
05-04-07	01-26-09	300	WARNACO GROUP INC COM STK	8,500.35	6,212.21		-2,288.14
01-23-09	01-27-09	-100	AMB PROPERTY CORPORATION COM STK	1,873.53	1,775.44	-98.09	
01-23-09	01-27-09	-100	AVAILONBAY COMMUNITIES INC COM STK	5,426.16	5,224.65	-201.51	
01-23-09	01-27-09	-100	BIOMED REALTY TRUST INC COM STK	1,158.41	1,123.14	-35.27	
11-13-08	01-27-09	-100	EQUITY LIFESTYLE PROPERTIES INC COM REIT	3,731.46	3,533.90	-197.56	
01-23-09	01-27-09	-300	FIDELITY REALTY INVESTMENT TRUS COM REIT	15,192.45	14,687.01	-505.44	
01-20-09	01-27-09	-700	ISHARES DJ US REAL ESTATE	22,672.44	22,196.80	-475.64	
01-16-09	01-27-09	-200	ISHARES DJ US REAL ESTATE	6,477.84	6,576.08	98.24	
01-23-09	01-27-09	-100	KIMCO REALTY CORP COM REIT	1,603.64	1,500.90	-102.74	
01-12-09	01-27-09	-100	CORPORATE OFFICE PROPERTIES TR COM REIT	2,767.55	2,431.57	-335.98	

Please note: Buckingham Capital Management does not render advice on tax matters to clients. This information is not intended as tax advice, and you should consult with your own advisors on such decision. This report may not contain all information necessary to make a tax decision, for example this report does not take into account adjustments due to wash sales.



Buckingham Capital Management  
**REALIZED GAINS AND LOSSES**  
*Leeds Family Foundation -- Retail*  
**038C92429**

From 01-01-09 Through 12-31-09

Open Date	Close Date	Quantity	Security	Cost Basis	Proceeds	Gain Or Loss	
						Short Term	Long Term
01-22-09	01-27-09	-100	REGFNCY CENTERS CORP	3,861 19	3,622 71	-238 48	
01-23-09	01-27-09	-100	SL GREEN REALTY CORPORATION COM REIT	1,659 50	1,457 63	-201 87	
01-23-09	01-27-09	-100	SL GREEN REALTY CORPORATION COM REIT	1 582 05	1,457 63	-124 42	
01-14-09	01-27-09	-200	SIMON PROPERTY GROUP INC COM REIT	8,951 66	8,599 63	-352 03	
01-12-09	01-27-09	-100	SUN COMMUNITIES INC COM REIT	1,315 54	1,270 64	-44 90	
01-14-09	01-27-09	-300	FAUBMAN CTRS INC COM REIT	6,251 10	6,129 23	-121 87	
11-25-08	01-27-09	-100	VORNADO REALTY TRUST COM REIT	5 246 02	4,935 11	-310 91	
01-14-09	01-27-09	-300	WEINGARTEN REALTY INVESTORS (F COM REIT	5 168 28	4,834 59	-333 69	
01-23-09	01-28-09	-100	AMB PROPERTY CORPORATION COM STK	1,968 72	1,775 44	-193 28	
12-12-08	01-28-09	-900	ABERCROMBIE & FITCH CO CLO COM STK	17 643 33	18,315 88	672 55	
12-11-08	01-28-09	-500	ABERCROMBIE & FITCH CO CLO COM STK	9,801 85	10,266 89	465 04	
10-21-08	01-28-09	-100	AMERICAN EXPRESS CO	1,778 50	2,502 72	724 22	
10-22-08	01-28-09	-400	AMERICAN EXPRESS CO	7 114 00	10,148 50	3,034 50	
10-29-08	01-28-09	-400	BLD BATH BEYOND INC COM STK	10,092 24	9,568 83	-523 42	
10-22-08	01-28-09	-300	BLD BATH BEYOND INC COM STK	7 569 18	7,235 89	-333 29	
11-05-08	01-28-09	-100	BLD BATH BEYOND INC COM STK	2 523 06	2,439 60	-83 46	
01-23-09	01-28-09	-100	BURGER KING HOLDINGS INC COM	2 300 92	2,255 19	-45 73	
01-23-09	01-28-09	-100	BIOMED REALTY TRUST INC COM STK	1,263 64	1,123 14	-140 50	
08-21-08	01-28-09	-200	BUFFALO WILD WINGS INC COM STK	5,058 10	7,268 36	2,210 26	
07-29-08	01-28-09	-200	CEC ENTMT INC COM STK	5,176 58	7,096 38	1,919 80	
11-18-08	01-28-09	-100	CAPITAL ONE FINL CORP COM	1,957 48	2,853 20	895 72	
11-17-08	01-28-09	-100	CAPITAL ONE FINL CORP COM	1 957 48	3,044 56	1,087 08	
11-25-08	01-28-09	-100	CAPITAL ONE FINL CORP COM	1 957 48	3,398 33	1,440 85	
01-14-09	01-28-09	-200	COACH INC COM STK	3,016 42	3,240 30	223 88	

Please note Buckingham Capital Management does not render advice on tax matters to clients. This information is not intended as tax advice, and you should consult with your own advisors on such decision. This report may not contain all information necessary to make a tax decision, for example this report does not take into account adjustments due to wash sales.

Buckingham Capital Management  
**REALIZED GAINS AND LOSSES**  
*Leeds Family Foundation -- Retail*  
**038C92429**  
*From 01-01-09 Through 12-31-09*

Open Date	Close Date	Quantity	Security	Cost Basis	Proceeds	Gain Or Loss	
						Short Term	Long Term
12-01-08	01-28-09	-100	COLUMBIA SPORTSWEAR CO COM STK	3,298.90	2,974.36	-324.54	
12-03-08	01-28-09	-100	DINLIQUITY INC COM STK	947.86	1,154.51	206.65	
12-04-08	01-28-09	-100	DINLIQUITY INC COM STK	947.86	1,201.13	253.27	
11-11-08	01-28-09	-100	DINLIQUITY INC COM STK	947.86	1,232.41	284.55	
10-28-08	01-28-09	-100	DINLIQUITY INC COM STK	947.86	1,302.95	355.09	
01-22-09	01-28-09	-100	DSW INC CL A COM STK	1,094.52	950.53	-143.99	
10-02-08	01-28-09	-300	DFVRY INC DEL COM STK	16,436.52	14,427.21	-2,009.31	
12-05-08	01-28-09	-200	FAMILY DOLLAR STORES INC COM STK	5,661.58	4,496.15	-1,165.43	
12-05-08	01-28-09	-500	FAMILY DOLLAR STORES INC COM STK	14,166.25	11,240.39	-2,925.87	
12-05-08	01-28-09	-100	FAMILY DOLLAR STORES INC COM STK	2,842.39	2,269.52	-572.87	
10-03-08	01-28-09	-200	FAMILY DOLLAR STORES INC COM STK	5,684.78	4,798.05	-886.73	
10-03-08	01-28-09	-100	FAMILY DOLLAR STORES INC COM STK	2,837.45	2,399.02	-438.43	
10-03-08	01-28-09	-200	FAMILY DOLLAR STORES INC COM STK	5,674.90	4,977.37	-697.53	
01-22-09	01-28-09	-200	FEDERAL REALTY INVESTMENT TRUS COM REIT	10,732.58	9,852.28	-880.30	
01-16-09	01-28-09	-1,400	ISHARES DJ US REAL ESTATE	47,837.02	46,032.58	-1,804.44	
01-23-09	01-28-09	-100	KIMCO REALTY CORP COM REIT	1,665.72	1,500.90	-164.82	
11-25-08	01-28-09	-300	SPDR KBW REGIONAL BANKING ETF	6,705.03	8,302.30	1,597.27	
01-22-09	01-28-09	-100	REGENCY CENTERS CORP	3,888.89	3,622.71	-266.18	
12-10-08	01-28-09	-100	MADDEN STEVEN LFD COM STK	1,988.92	2,122.62	133.70	
01-14-09	01-28-09	-100	SIMON PROPERTY GROUP INC COM REIT	4,611.54	4,299.81	-311.73	
01-09-09	01-28-09	-100	SIMON PROPERTY GROUP INC COM REIT	4,611.54	4,884.50	272.96	
01-14-09	01-28-09	-200	TAUBMAN CENTERS INC COM REIT	4,324.60	4,086.16	-238.44	
01-09-09	01-28-09	-100	TAUBMAN CENTERS INC COM REIT	2,162.30	2,345.74	183.44	

Please note: Buckingham Capital Management does not render advice on tax matters to clients. This information is not intended as tax advice, and you should consult with your own advisors on such decision. This report may not contain all information necessary to make a tax decision, for example this report does not take into account adjustments due to wash sales.

Buckingham Capital Management  
**REALIZED GAINS AND LOSSES**

*Leeds Family Foundation -- Retail*

**038C92429**

*From 01-01-09 Through 12-31-09*

Open Date	Close Date	Quantity	Security	Cost Basis	Proceeds	Gain Or Loss	
						Short Term	Long Term
01-08-09	01-28-09	-300	TARGET CORP COM STK	10,521.48	11,142.24	620.76	
01-12-09	01-28-09	-100	VORNADO REALTY TRUST COM REIT	5,484.53	5,329.01	-155.52	
01-14-09	01-28-09	-300	WELLS FARGO REALTY INVESTORS (F) COM REIT	5,443.50	4,834.59	-608.91	
01-20-09	01-28-09	-200	WYNN RESORTS LTD COM STK	7,224.86	6,869.00	-355.86	
01-20-09	01-28-09	-100	WYNN RESORTS LTD COM STK	3,532.62	3,434.50	-98.12	
11-24-08	01-28-09	800	ABERCROMBIE & FITCH CO CL A COM STK	13,208.32	15,877.91	2,669.59	
11-24-08	01-28-09	100	ABERCROMBIE & FITCH CO CL A COM STK	18,161.44	22,182.47	4,021.03	
01-07-09	01-28-09	300	KOHL'S CORP COM STK	11,289.75	11,503.10	213.35	
11-20-08	01-29-09	-300	CARNIVAL CORP	5,605.92	4,593.48	-1,012.44	
07-29-08	01-29-09	-100	DINEQUITY INC COM STK	2,494.89	3,548.19	1,053.30	
11-26-08	01-29-09	-100	COLUMBIA SPORTSWEAR CO COM STK	3,230.34	2,997.28	-233.06	
01-12-09	01-29-09	-100	CALIFORNIA PIZZA KITCHEN INC COM STK	1,046.77	932.91	-113.86	
11-06-08	01-29-09	-100	DINEQUITY INC COM STK	929.58	1,361.43	431.85	
09-22-08	01-29-09	-100	PAPA JOHN'S INTL INC COM STK	1,900.64	2,957.56	1,056.92	
10-29-08	01-29-09	-100	POLO RALPH LAUREN CORP CL A COM STK	4,138.91	4,261.37	122.46	
10-23-08	01-29-09	-200	POLO RALPH LAUREN CORP CL A COM STK	8,277.82	8,553.23	275.41	
12-05-08	01-29-09	800	AMERICAN EAGLE OUTFITTERS INC COM STK	7,727.60	7,654.28	-73.32	
12-05-08	01-29-09	300	AMERICAN EAGLE OUTFITTERS INC COM STK	2,889.33	2,870.35	-18.98	
01-28-09	01-29-09	200	J CREW GROUP INC	2,247.36	2,058.12	-189.24	
01-07-09	01-29-09	100	KOHL'S CORP COM STK	3,763.25	3,891.05	127.80	
01-02-09	01-29-09	100	KOHL'S CORP COM STK	3,704.71	3,891.04	186.33	
08-21-07	01-29-09	200	URBAN OUTFITTERS INC COM STK	4,345.68	3,287.94		-1,057.74
11-13-08	01-30-09	-100	DINEQUITY INC COM STK	880.03	1,433.96	553.93	
01-28-09	01-30-09	-500	POLO RALPH LAUREN CORP CL A COM STK	20,414.40	21,680.47	1,266.07	

Please note: Buckingham Capital Management does not render advice on tax matters to clients. This information is not intended as tax advice, and you should consult with your own advisors on such decision. This report may not contain all information necessary to make a tax decision. For example, this report does not take into account adjustments due to wash sales.

Buckingham Capital Management  
**REALIZED GAINS AND LOSSES**

*Leeds Family Foundation -- Retail*

**038C92429**

*From 01-01-09 Through 12-31-09*

Open Date	Close Date	Quantity	Security	Cost Basis	Proceeds	Gain Or Loss	
						Short Term	Long Term
10-30-08	01-30-09	-100	POLO RALPH LAUREN CORP CL A COM STK	4,082 88	4,372 94	290 06	
01-30-08	01-30-09	100	APPI F INC COM STK	13,419 00	9,234 25	-4,184 75	
08-09-07	01-30-09	400	APPI F INC COM STK	50,484 00	36,936 99		-13,547 01
12-05-08	01-30-09	400	AMERICAN EAGLE OUTFITTERS INC COM STK	3,852 44	3,674 85	-177 59	
12-05-08	01-30-09	300	AMERICAN EAGLE OUTFITTERS INC COM STK	2,889 33	2,694 49	-194 84	
01-28-09	01-30-09	100	J CRFW GROUP INC	1,123 68	1,017 36	-106 32	
10-08-08	01-30-09	100	CHILDREN'S PLACE RETAIL STORES COM STK	3,161 11	1,898 49	-1,262 62	
10-10-08	01-30-09	100	CHILDREN'S PLACE RETAIL STORES COM STK	3,082 56	1,898 48	-1,184 08	
10-15-08	01-30-09	100	CHILDREN'S PLACE RETAIL STORES COM STK	3,028 99	1,886 41	-1,142 58	
10-30-08	01-30-09	200	CHILDREN'S PLACE RETAIL STORES COM STK	5,990 00	3,772 81	-2,217 19	
08-21-07	01-30-09	300	URBAN OUTFITTERS INC COM STK	6,518 52	4,684 53		-1,833 99
09-05-08	01-30-09	600	QUIK SILVER INC COM STK	4,919 82	1,254 35	-3,665 47	
12-11-08	02-02-09	-500	ABERCROMBIE & FITCH CO CL A COM STK	9,320 10	10,266 89	946 79	
01-09-09	02-02-09	-400	COACH INC COM STK	5,686 64	7,264 83	1,578 19	
12-29-08	02-02-09	-300	COACH INC COM STK	4,264 98	5,871 08	1,606 10	
10-03-08	02-02-09	-100	DINELIQUITY INC COM STK	843 78	1,449 61	605 83	
10-30-08	02-02-09	-100	POLO RALPH LAUREN CORP CL A COM STK	3,970 46	4,372 94	402 48	
10-16-08	02-02-09	-400	POLO RALPH LAUREN CORP CL A COM STK	15,881 84	17,601 62	1,719 78	
10-31-08	02-02-09	-100	POLO RALPH LAUREN CORP CL A COM STK	3,970 46	4,474 44	503 98	
10-22-08	02-02-09	-700	POLO RALPH LAUREN CORP CL A COM STK	27,793 22	31,582 49	3,789 27	
11-07-08	02-02-09	-100	POLO RALPH LAUREN CORP CL A COM STK	3,971 49	4,513 59	542 10	
11-06-08	02-02-09	-300	POLO RALPH LAUREN CORP CL A COM STK	11,914 47	13,669 93	1,755 46	

Please note Buckingham Capital Management does not render advice on tax matters to clients. This information is not intended as tax advice, and you should consult with your own advisors on such decision. This report may not contain all information necessary to make a tax decision, for example this report does not take into account adjustments due to wash sales.

Buckingham Capital Management  
**REALIZED GAINS AND LOSSES**  
*Leeds Family Foundation -- Retail*  
**038C92429**  
*From 01-01-09 Through 12-31-09*

Open Date	Close Date	Quantity	Security	Cost Basis	Proceeds	Gain Or Loss	
						Short Term	Long Term
12-05-08	02-02-09	300	AMERICAN EAGLE OUTFITTERS INC COM STK	2,889.33	2,670.52	-218.81	
12-12-08	02-02-09	400	AMERICAN EAGLE OUTFITTERS INC COM STK	3,842.28	3,560.70	-281.58	
12-19-08	02-02-09	100	AMERICAN EAGLE OUTFITTERS INC COM STK	956.73	890.17	-66.56	
01-15-09	02-02-09	200	AMERICAN EAGLE OUTFITTERS INC COM STK	1,894.04	1,780.35	-113.69	
01-28-09	02-02-09	100	J CRI W GROUP INC	1,123.68	961.44	-162.24	
01-29-09	02-02-09	700	MACYS INC COM STK	6,838.16	5,771.53	-1,066.63	
10-30-08	02-02-09	400	CHILDREN'S PLACE RETAIL STORES COM STK	11,980.00	7,177.68	-4,802.32	
10-21-08	02-02-09	200	CHILDREN'S PLACE RETAIL STORES COM STK	5,986.98	3,588.84	-2,398.14	
10-29-08	02-02-09	100	CHILDREN'S PLACE RETAIL STORES COM STK	2,945.58	1,794.42	-1,151.16	
10-22-08	02-02-09	200	CHILDREN'S PLACE RETAIL STORES COM STK	5,833.42	3,588.83	-2,244.59	
10-23-08	02-02-09	100	CHILDREN'S PLACE RETAIL STORES COM STK	2,884.10	1,794.42	-1,089.68	
10-23-08	02-02-09	100	CHILDREN'S PLACE RETAIL STORES COM STK	2,884.10	1,812.48	-1,071.62	
09-05-08	02-02-09	100	QUIKSHIFTER INC COM STK	819.97	198.01	-621.96	
09-08-08	02-02-09	800	QUIKSILVER INC COM STK	6,528.72	1,584.06	-4,944.66	
09-09-08	02-02-09	200	QUIKSILVER INC COM STK	1,599.84	396.02	-1,203.82	
12-30-08	02-03-09	-100	COACH INC COM STK	1,418.67	2,024.48	605.81	
12-31-08	02-03-09	-100	COACH INC COM STK	1,418.67	2,058.36	639.69	
01-07-09	02-03-09	-200	COACH INC COM STK	2,837.34	4,275.39	1,438.05	
01-05-09	02-03-09	-100	COACH INC COM STK	1,418.67	2,145.69	727.02	
01-06-09	02-03-09	-100	COACH INC COM STK	1,418.67	2,188.14	769.47	

Please note Buckingham Capital Management does not render advice on tax matters to clients. This information is not intended as tax advice and you should consult with your own advisors on such decision. This report may not contain all information necessary to make a tax decision, for example this report does not take into account adjustments due to wash sales.

Buckingham Capital Management  
**REALIZED GAINS AND LOSSES**  
*Leeds Family Foundation – Retail*  
**038C92429**  
*From 01-01-09 Through 12-31-09*

Open Date	Close Date	Quantity	Security	Cost Basis	Proceeds	Gain Or Loss	
						Short Term	Long Term
01-20-09	02-03-09	-300	KENNAMETAL INC COM STK	4,626.42	4,859.73	233.31	
09-26-08	02-03-09	-200	KENNAMETAL INC COM STK	3,084.28	5,934.75	2,850.47	
11-04-08	02-03-09	-6	99 CENTS ONLY STORES COM STK	49.78	66.72	16.94	
11-12-08	02-03-09	-94	99 CENTS ONLY STORES COM STK	779.93	1,124.83	344.90	
10-17-08	02-03-09	-300	POLO RALPH LAUREN CORP CL A COM STK	12,048.90	13,900.12	1,851.22	
10-31-08	02-03-09	-300	POLO RALPH LAUREN CORP CL A COM STK	12,048.90	14,061.79	2,012.89	
10-15-08	02-03-09	-100	POLO RALPH LAUREN CORP CL A COM STK	4,016.30	4,720.97	704.67	
10-21-08	02-03-09	-200	POLO RALPH LAUREN CORP CL A COM STK	8,032.60	9,573.68	1,541.08	
10-20-08	02-03-09	-100	POLO RALPH LAUREN CORP CL A COM STK	4,009.05	4,822.53	813.48	
10-23-08	02-03-09	300	CHILDREN'S PLACE RETAIL STORES COM STK	8,652.30	5,403.44	-3,248.86	
05-04-07	02-03-09	600	WARNACO GROUP INC COM STK	17,000.70	13,055.62		-3,945.08
02-02-09	02-04-09	-700	AEROPOSTAL F COM STK	14,940.38	14,514.06	-426.32	
09-08-08	02-04-09	-100	CFC FINIMI INC COM STK	2,591.10	3,566.97	975.87	
09-19-08	02-04-09	-100	PAPA JOHN'S INTL INC COM STK	1,971.59	3,011.96	1,040.37	
02-04-09	02-04-09	-100	POLO RALPH LAUREN CORP CL A COM STK	3,885.00	3,892.16	7.16	
10-20-08	02-04-09	-100	POLO RALPH LAUREN CORP CL A COM STK	3,885.00	4,822.53	937.53	
10-10-08	02-04-09	-100	POLO RALPH LAUREN CORP CL A COM STK	3,885.00	4,837.69	952.69	
10-10-08	02-04-09	-200	POLO RALPH LAUREN CORP CL A COM STK	7,731.00	9,675.39	1,944.39	
02-03-09	02-04-09	-300	WYNN RESORTS LTD COM STK	7,657.47	8,323.39	665.92	
12-10-08	02-04-09	100	STAGE STORES INC COM STK	681.95	712.36	30.41	
12-11-08	02-05-09	-200	ABERCROMBIE & FITCH CO CL A COM STK	4,117.12	4,106.76	-10.36	
10-03-08	02-05-09	-100	DINLIQUITY INC COM STK	906.36	1,527.39	621.03	
10-10-08	02-05-09	-200	POLO RALPH LAUREN CORP CL A COM STK	7,975.42	9,675.39	1,699.97	
10-10-08	02-05-09	-100	POLO RALPH LAUREN CORP CL A COM STK	4,039.34	4,837.69	798.35	

Please note Buckingham Capital Management does not render advice on tax matters to clients. This information is not intended as tax advice, and you should consult with your own advisors on such decision. This report may not contain all information necessary to make a tax decision, for example this report does not take into account adjustments due to wash sales.

Buckingham Capital Management  
**REALIZED GAINS AND LOSSES**

*Leeds Family Foundation -- Retail*

**038C92429**

*From 01-01-09 Through 12-31-09*

Open Date	Close Date	Quantity	Security	Cost Basis	Proceeds	Gain Or Loss	
						Short Term	Long Term
01-09-09	02-05-09	-8	PUT - GM 100@4 EXP 03/21/2009 GENERAL	1,380 08	1,258 71	-121 37	
12-11-08	02-06-09	-200	ABERCROMBIE & FITCH CO CL A COM STK	4,230 50	4,106 76	-123 74	
11-25-08	02-06-09	-100	CHIPOTILE MEXICAN GRILL INC COM	5,249 22	4,378 35	-870 88	
10-23-08	02-06-09	-200	CAPITAL ONE FINL CORP COM	2,930 92	7,031 26	4,100 34	
10-23-08	02-06-09	-400	CAPITAL ONE FINL CORP COM	5,983 64	14,062 52	8,078 88	
11-25-08	02-06-09	-100	SPDR KBW REGIONAL BANKING ETF	2 128 25	2,767 43	639 18	
11-25-08	02-06-09	-400	SPDR KBW REGIONAL BANKING ETF	8 817 12	11,069 74	2,252 62	
10-10-08	02-06-09	-100	POLO RALPH LAUREN CORP CL A COM STK	4 186 43	4,837 69	651 26	
10-15-08	02-06-09	-100	POLO RALPH LAUREN CORP CL A COM STK	4 261 53	4,847 74	586 21	
02-03-09	02-06-09	-100	WYNN RESORTS LTD COM STK	2 921 18	2,774 46	-146 72	
02-04-09	02-06-09	300	BALLY TECH INC COM	6,050 40	6,617 54	567 14	
02-03-09	02-06-09	500	COACH INC COM STK	7,277 60	7,760 50	482 90	
12-10-08	02-06-09	500	STAGE STORES INC COM STK	3,409 75	4,016 93	607 18	
12-09-08	02-06-09	100	STAGE STORES INC COM STK	674 35	803 38	129 03	
12-09-08	02-06-09	100	STAGE STORES INC COM STK	674 35	802 15	127 80	
12-09-08	02-06-09	200	STAGE STORES INC COM STK	1,348 70	1,612 13	263 43	
12-09-08	02-06-09	100	STAGE STORES INC COM STK	652 92	806 06	153 14	
01-14-09	02-06-09	100	VI CORP COM STK	5,208 69	5,942 96	734 27	
01-06-09	02-09-09	300	FOSSIL INC COM STK	5,319 09	3,605 82	-1,713 27	
01-06-09	02-09-09	600	FOSSIL INC COM STK	10,638 18	7 183 52	-3,454 66	
01-05-09	02-09-09	200	FOSSIL INC COM STK	3 476 02	2,394 50	-1,081 52	
12-08-08	02-09-09	200	STAGE STORES INC COM STK	1,267 22	1,611 47	344 25	
12-08-08	02-09-09	100	STAGE STORES INC COM STK	625 79	805 73	179 94	
12-08-08	02-09-09	300	STAGE STORES INC COM STK	1,877 37	2,430 31	552 94	
12-12-08	02-09-09	200	STAGE STORES INC COM STK	1 239 22	1,620 21	380 99	

Please note Buckingham Capital Management does not render advice on tax matters to clients. This information is not intended as tax advice, and you should consult with your own advisors on such decision. This report may not contain all information necessary to make a tax decision, for example this report does not take into account adjustments due to wash sales.

Buckingham Capital Management  
**REALIZED GAINS AND LOSSES**  
*Leeds Family Foundation -- Retail*  
**038C92429**  
*From 01-01-09 Through 12-31-09*

Open Date	Close Date	Quantity	Security	Cost Basis	Proceeds	Gain Or Loss	
						Short Term	Long Term
08-21-07	02-09-09	100	URBAN OUTFITTERS INC COM STK	2,172.84	1,796.48		-376.36
08-21-07	02-09-09	200	URBAN OUTFITTERS INC COM STK	4,345.68	3,593.35		-752.33
11-04-08	02-10-09	-100	ADVANCE AUTO PGS INC COM STK	3,405.21	3,115.10	-290.11	
12-11-08	02-10-09	-200	ABERCROMBIE & FITCH CO CL A COM STK	4,323.82	4,106.76	-217.06	
10-10-08	02-10-09	-100	BOB EVANS FARMS INC COM STK	1,968.02	2,315.56	347.54	
10-09-08	02-10-09	-100	BOB EVANS FARMS INC COM STK	1,968.02	2,347.03	379.01	
02-02-09	02-10-09	-100	CHEESECAKE FACTORY INC COM STK	938.64	856.13	-82.51	
10-22-08	02-10-09	-100	CRACKER BARRIE OLD COUNTRY STORE INC	1,885.00	1,793.94	-91.07	
11-26-08	02-10-09	-100	COLUMBIA SPORTSWEAR CO COM STK	2,976.90	3,020.56	43.66	
01-02-08	02-10-09	-100	CALIFORNIA PIZZA KITCHEN INC COM STK	1,111.86	1,495.39	383.53	
09-22-08	02-10-09	-100	CALIFORNIA PIZZA KITCHEN INC COM STK	1,111.86	1,516.20	404.34	
11-07-08	02-10-09	-100	CARTER HOLDINGS INC COM	1,673.00	2,124.16	451.16	
11-06-08	02-10-09	-100	CARTER HOLDINGS INC COM	1,605.50	2,145.03	539.53	
10-02-08	02-10-09	-100	DINE EQUITY INC COM STK	908.12	1,587.97	679.85	
10-02-08	02-10-09	-100	DINE EQUITY INC COM STK	886.96	1,587.97	701.01	
01-20-09	02-10-09	-100	WALT DISNEY COMPANY (HOLDING COMPANY)	1,902.22	2,030.01	127.79	
01-21-09	02-10-09	-100	WALT DISNEY COMPANY (HOLDING COMPANY)	1,902.22	2,076.57	174.35	
01-22-09	02-10-09	-100	DSW INC CL A COM STK	1,087.40	950.53	-136.87	
01-22-09	02-10-09	-100	DSW INC CL A COM STK	1,090.81	954.68	-136.13	
12-05-08	02-10-09	-100	DSW INC CL A COM STK	1,090.81	1,020.68	-70.13	
11-17-08	02-10-09	-100	HEWITT ASSOCIATE	3,211.80	2,532.20	-679.61	
11-18-08	02-10-09	-100	HEWITT ASSOCIATE	3,211.80	2,612.96	-598.84	
11-12-08	02-10-09	-100	HENDERICK & STRUGGLES INTL INC COM STK	1,683.46	2,127.33	443.87	

Please note: Buckingham Capital Management does not render advice on tax matters to clients. This information is not intended as tax advice, and you should consult with your own advisors on such decision. This report may not contain all information necessary to make a tax decision, for example this report does not take into account adjustments due to wash sales.



Buckingham Capital Management  
**REALIZED GAINS AND LOSSES**  
*Leeds Family Foundation -- Retail*  
**038C92429**  
*From 01-01-09 Through 12-31-09*

Open Date	Close Date	Quantity	Security	Cost Basis	Proceeds	Gain Or Loss	
						Short Term	Long Term
01-16-09	02-10-09	-400	ISHARES DJ US REAL ESTATE	12,712.64	13,152.17	439.53	
01-12-09	02-10-09	-100	ISHARES DJ US REAL ESTATE	3,178.16	3,342.85	164.69	
01-09-09	02-10-09	-1,300	ISHARES DJ US REAL ESTATE	41,316.08	45,718.66	4,402.58	
12-08-08	02-10-09	-400	ISHARES DJ US REAL ESTATE	12,712.64	14,606.67	1,894.03	
12-22-08	02-10-09	-100	JACK IN THE BOX COM STK	2,264.94	2,084.01	-180.94	
10-23-08	02-10-09	-100	KORN FERRY INTL COM STK	1,045.10	1,183.46	138.36	
11-17-08	02-10-09	-100	MANPOWER INC WIS COM STK	3,267.10	2,775.24	-491.86	
10-23-08	02-10-09	-100	MONSTER WORLDWIDE INC COM	857.66	1,070.09	212.43	
11-12-08	02-10-09	-206	99 CENTS ONLY STORES COM STK	1,526.46	2,465.06	938.60	
11-10-08	02-10-09	-94	99 CENTS ONLY STORES COM STK	696.54	1,149.85	453.31	
01-20-09	02-10-09	-200	PI CHANG S CHINA BISTRO INC COM STK	3,570.30	3,495.98	-74.32	
02-02-09	02-10-09	-200	PANERA BREAD CO CL A COM STK	9,390.16	9,157.23	-232.93	
02-02-09	02-10-09	-100	PANERA BREAD CO CL A COM STK	4,601.07	4,578.61	-22.46	
11-17-08	02-10-09	-100	ROBERT HALF INTERNATIONAL INC COM STK	1,792.49	1,743.70	-48.79	
11-12-08	02-10-09	-100	ROBERT HALF INTERNATIONAL INC COM STK	1,792.49	1,746.46	-46.03	
10-15-08	02-10-09	-100	POLO RALPH LAUREN CORP CL A COM STK	3,963.38	4,847.74	884.36	
02-05-09	02-10-09	-100	ROSS STORES COM	3,239.17	3,003.75	-235.42	
02-05-09	02-10-09	-200	ROSS STORES COM	6,470.68	6,007.51	-463.17	
02-05-09	02-10-09	-200	ROSS STORES COM	6,322.84	6,007.51	-315.33	
02-02-09	02-10-09	-300	TARGET CORP COM STK	9,668.46	9,058.24	-610.23	
02-02-09	02-10-09	-1,600	SPDR S&P RETAIL ETF	33,479.36	31,088.62	-2,390.74	
02-02-09	02-10-09	-700	SPDR S&P RETAIL ETF	14,647.22	13,734.55	-912.67	
08-09-07	02-10-09	100	APPLE INC COM STK	12,621.00	10,048.76		-2,572.24
02-22-08	02-10-09	100	APPLE INC COM STK	11,930.81	10,048.76	-1,882.05	
02-04-09	02-10-09	300	AFROPOSTAL COM STK	6,335.58	6,843.56	507.98	
01-05-09	02-10-09	300	LOSSIE INC COM STK	5,214.03	3,515.50	-1,698.53	

Please note: Buckingham Capital Management does not render advice on tax matters to clients. This information is not intended as tax advice, and you should consult with your own advisors on such decision. This report may not contain all information necessary to make a tax decision, for example this report does not take into account adjustments due to wash sales.

Buckingham Capital Management  
**REALIZED GAINS AND LOSSES**  
*Leeds Family Foundation -- Retail*  
**038C92429**  
*From 01-01-09 Through 12-31-09*

Open Date	Close Date	Quantity	Security	Cost Basis	Proceeds	Gain Or Loss	
						Short Term	Long Term
01-05-09	02-10-09	100	FOSSIL INC COM STK	1,738 01	1,152 65	-585 36	
01-05-09	02-10-09	100	FOSSIL INC COM STK	1 735 78	1,152 65	-583 13	
01-05-09	02-10-09	300	FOSSIL INC COM STK	5,207 34	3,416 50	-1,790 84	
12-12-08	02-10-09	100	STAGI STORES INC COM STK	619 61	803 34	183 73	
12-12-08	02-10-09	100	STAGI STORES INC COM STK	619 61	808 67	189 06	
08-21-07	02-10-09	100	URBAN OUTFITTERS INC COM STK	2 172 84	1,729 71		-443 13
01-14-09	02-10-09	200	VF CORP COM STK	10,417 38	11,072 10	654 72	
01-21-09	02-10-09	200	VF CORP COM STK	10,394 58	11,072 09	677 51	
10-13-08	02-10-09	200	WAL-MART STORES INC COM STK	10,457 34	9,514 48	-942 86	
11-25-08	02-11-09	-100	CHIPOTLE MEXICAN GRILL INC COM	5,276 51	4,378 35	-898 17	
10-02-08	02-11-09	-100	DINEQUITY INC COM STK	824 11	1,641 43	817 32	
10-30-08	02-11-09	-100	DINEQUITY INC COM STK	823 50	1 739 96	916 46	
10-29-08	02-11-09	-100	DINEQUITY INC COM STK	800 37	1,768 13	967 76	
01-29-09	02-11-09	-300	STARWOOD HOTELS & RESORTS COM STK	4,278 60	5,067 21	788 61	
01-14-09	02-11-09	-400	STARWOOD HOTELS & RESORTS COM STK	5 704 80	6,816 16	1,111 36	
01-14-09	02-11-09	-300	MARRIOTT INTERNATIONAL INC	4,632 63	5,223 87	591 24	
01-09-09	02-11-09	-400	MARRIOTT INTERNATIONAL INC	6,176 84	7,916 51	1,739 67	
11-10-08	02-11-09	-6	99 CENTS ONLY STORES COM STK	45 29	73 39	28 10	
11-11-08	02-11-09	-100	99 CENTS ONLY STORES COM STK	754 78	1 233 99	479 21	
11-11-08	02-11-09	-200	99 CENTS ONLY STORES COM STK	1,509 56	2,470 62	961 06	
02-03-09	02-11-09	-300	PANFRA BREAD CO CIA COM STK	13 896 78	14,138 05	241 27	
02-10-09	02-11-09	-300	ROYAL CARIBBEAN CRUISES LTD	2,154 33	2,151 58	-2 75	
02-11-09	02-11-09	-200	WMS INDUSTRIES INC COM STK	3,610 30	3 636 47	26 17	
02-03-09	02-11-09	-100	WYNN RESORTS LTD COM STK	2,817 67	2,774 46	-43 21	
02-03-09	02-11-09	-100	WYNN RESORTS LTD COM STK	2,817 67	2,842 98	25 31	

Please note Buckingham Capital Management does not render advice on tax matters to clients. This information is not intended as tax advice, and you should consult with your own advisors on such decision. This report may not contain all information necessary to make a tax decision, for example this report does not take into account adjustments due to wash sales.

Buckingham Capital Management  
**REALIZED GAINS AND LOSSES**  
*Leeds Family Foundation -- Retail*  
**038C92429**  
*From 01-01-09 Through 12-31-09*

Open Date	Close Date	Quantity	Security	Cost Basis	Proceeds	Gain Or Loss	
						Short Term	Long Term
02-04-09	02-11-09	400	AFROPOSTALE COM STK	8,447.44	8,932.54	485.10	
01-05-09	02-11-09	400	FOSSIL INC COM STK	6,924.36	4,487.89	-2,436.47	
01-05-09	02-11-09	200	FOSSIL INC COM STK	3,462.18	2,256.61	-1,205.57	
01-06-09	02-11-09	500	FOSSIL INC COM STK	8,632.65	5,641.51	-2,991.14	
01-02-09	02-11-09	300	FOSSIL INC COM STK	5,138.88	3,384.91	-1,753.97	
01-02-09	02-11-09	600	FOSSIL INC COM STK	10,173.78	6,769.82	-3,403.96	
02-06-09	02-11-09	100	GUESS INC COM STK	1,830.92	1,677.05	-153.87	
01-28-09	02-11-09	100	J CREW GROUP INC	1,123.68	1,122.51	-1.17	
01-02-09	02-11-09	300	KOHLS CORP COM STK	11,114.13	11,222.63	108.50	
12-12-08	02-11-09	200	STAGE STORES INC COM STK	1,239.22	1,596.45	357.23	
07-13-07	02-11-09	100	URBAN OUTFITTERS INC COM STK	2,169.35	1,634.71		-534.64
10-09-08	02-11-09	100	WAL-MART STORES INC COM STK	5,207.91	4,807.37	-400.54	
01-09-09	02-11-09	100	WAL-MART STORES INC COM STK	5,196.71	4,807.37	-389.34	
09-19-08	02-12-09	-100	DINE EQUITY INC COM STK	761.10	2,047.42	1,286.32	
01-02-09	02-12-09	500	FOSSIL INC COM STK	8,478.15	5,611.22	-2,866.93	
12-18-08	02-12-09	400	FOSSIL INC COM STK	6,166.48	4,488.97	-1,677.51	
12-18-08	02-12-09	100	FOSSIL INC COM STK	1,541.62	1,115.16	-426.46	
12-18-08	02-12-09	100	FOSSIL INC COM STK	1,538.33	1,115.16	-423.17	
12-19-08	02-12-09	600	GUESS INC COM STK	10,512.00	9,759.48	-752.52	
12-19-08	02-12-09	600	GUESS INC COM STK	10,512.00	9,930.78	-581.22	
12-19-08	02-12-09	400	GUESS INC COM STK	7,008.00	6,599.96	-408.04	
01-28-09	02-12-09	100	GUESS INC COM STK	1,751.02	1,649.99	-101.03	
01-23-09	02-12-09	100	GILDAN ACTIVEWEAR INC COM CAD	1,096.76	809.49	-287.27	
01-23-09	02-12-09	800	GILDAN ACTIVEWEAR INC COM CAD	8,774.08	6,228.20	-2,545.88	
02-10-09	02-12-09	300	GILDAN ACTIVEWEAR INC COM CAD	3,211.74	2,335.58	-876.16	

Please note Buckingham Capital Management does not render advice on tax matters to clients. This information is not intended as tax advice, and you should consult with your own advisors on such decision. This report may not contain all information necessary to make a tax decision, for example this report does not take into account adjustments due to wash sales.

Buckingham Capital Management  
**REALIZED GAINS AND LOSSES**

*Leeds Family Foundation -- Retail*  
**038C92429**

*From 01-01-09 Through 12-31-09*

Open Date	Close Date	Quantity	Security	Cost Basis	Proceeds	Gain Or Loss	
						Short Term	Long Term
02-03-09	02-12-09	400	GILDAN ACTIVEWEAR INC COM CAD	4,247.92	3,114.10	-1,133.82	
02-02-09	02-12-09	400	GILDAN ACTIVEWEAR INC COM CAD	4,185.72	3,114.10	-1,071.62	
01-30-09	02-12-09	300	GILDAN ACTIVEWEAR INC COM CAD	3,209.13	2,335.58	-873.55	
01-30-09	02-12-09	300	GILDAN ACTIVEWEAR INC COM CAD	3,192.42	2,335.58	-856.84	
01-29-09	02-12-09	300	GILDAN ACTIVEWEAR INC COM CAD	3,432.00	2,335.58	-1,096.42	
01-29-09	02-12-09	200	GILDAN ACTIVEWEAR INC COM CAD	2,274.52	1,557.05	-717.47	
01-29-09	02-12-09	200	GILDAN ACTIVEWEAR INC COM CAD	2,243.52	1,557.05	-686.47	
01-28-09	02-12-09	200	GILDAN ACTIVEWEAR INC COM CAD	2,249.58	1,557.05	-692.53	
01-22-09	02-12-09	300	GILDAN ACTIVEWEAR INC COM CAD	3,117.69	2,335.58	-782.11	
01-21-09	02-12-09	600	GILDAN ACTIVEWEAR INC COM CAD	6,391.14	4,671.15	-1,719.99	
02-05-09	02-12-09	100	GILDAN ACTIVEWEAR INC COM CAD	1,074.49	779.00	-295.49	
02-05-09	02-12-09	100	GILDAN ACTIVEWEAR INC COM CAD	1,007.25	779.00	-228.25	
01-26-09	02-12-09	200	GILDAN ACTIVEWEAR INC COM CAD	2,235.94	1,557.99	-677.95	
01-22-09	02-12-09	200	GILDAN ACTIVEWEAR INC COM CAD	2,072.54	1,557.99	-514.55	
02-11-09	02-12-09	100	GILDAN ACTIVEWEAR INC COM CAD	1,028.03	776.99	-251.04	
02-04-09	02-12-09	100	GILDAN ACTIVEWEAR INC COM CAD	1,052.50	776.99	-275.51	
02-04-09	02-12-09	100	GILDAN ACTIVEWEAR INC COM CAD	1,022.65	776.99	-245.66	
01-23-09	02-12-09	100	GILDAN ACTIVEWEAR INC COM CAD	1,094.09	776.99	-317.10	
01-23-09	02-12-09	100	GILDAN ACTIVEWEAR INC COM CAD	1,068.94	776.99	-291.95	
01-28-09	02-12-09	100	J CRI W GROUP INC	1,123.68	1,108.09	-15.59	
12-03-08	02-12-09	100	J CRI W GROUP INC	1,020.00	1,108.09	88.09	
01-02-09	02-12-09	200	KOHL'S CORP COM STK	7,409.42	7,120.16	-289.26	
10-24-07	02-12-09	100	URBAN OUTFITTERS INC COM STK	2,165.71	1,650.58		-515.13
07-18-07	02-12-09	100	URBAN OUTFITTERS INC COM STK	2,161.13	1,650.58		-510.55
07-18-07	02-12-09	100	URBAN OUTFITTERS INC COM STK	2,158.08	1,650.58		-507.50

Please note: Buckingham Capital Management does not render advice on tax matters to clients. This information is not intended as tax advice, and you should consult with your own advisors on such decision. This report may not contain all information necessary to make a tax decision, for example this report does not take into account adjustments due to wash sales.

Buckingham Capital Management  
**REALIZED GAINS AND LOSSES**

***Leeds Family Foundation -- Retail***  
**038C92429**

*From 01-01-09 Through 12-31-09*

Open Date	Close Date	Quantity	Security	Cost Basis	Proceeds	Gain Or Loss	
						Short Term	Long Term
05-04-07	02-12-09	500	WARNACO GROUP INC COM STK	14,167 25	11,116 68		-3,050 57
05-04-07	02-12-09	100	WARNACO GROUP INC COM STK	2,833 45	2,220 48		-612 97
12-11-08	02-13-09	-200	ABERCROMBIE & FITCH CO CL A COM STK	4 533 28	4,106 76	-426 52	
12-11-08	02-13-09	-200	ABERCROMBIE & FITCH CO CL A COM STK	4,582 12	4,106 76	-475 36	
02-02-09	02-13-09	-300	BID BATH BEYOND INC COM STK	6 725 76	6,738 23	12 47	
08-12-08	02-13-09	-100	BUFALO WILD WINGS INC COM STK	3 014 85	3,697 59	682 74	
09-08-08	02-13-09	-100	BUFALO WILD WINGS INC COM STK	3,014 85	3,863 18	848 33	
09-11-08	02-13-09	-100	BUFALO WILD WINGS INC COM STK	3 014 85	4,007 98	993 13	
11-06-08	02-13-09	-100	CARTER HOLDINGS INC COM	1,616 00	2,145 03	529 03	
11-06-08	02-13-09	-200	CARTER HOLDINGS INC COM	3 208 48	4,290 06	1,081 58	
10-15-08	02-13-09	-100	POLO RALPH LAURFN CORP CL A COM STK	3,838 99	4,847 74	1,008 75	
01-28-09	02-13-09	200	GUESS INC COM STK	3,502 04	3,355 90	-146 14	
01-28-09	02-13-09	400	GUESS INC COM STK	6,975 52	6,711 80	-263 72	
01-21-09	02-13-09	700	GILDAN ACTIVEWEAR INC COM CAD	7 456 33	5,083 58	-2,372 75	
01-20-09	02-13-09	100	GILDAN ACTIVEWEAR INC COM CAD	1,117 50	726 23	-391 27	
01-20-09	02-13-09	400	GILDAN ACTIVEWEAR INC COM CAD	4,420 84	2,904 90	-1,515 94	
01-16-09	02-13-09	400	GILDAN ACTIVEWEAR INC COM CAD	4,840 12	2,904 90	-1,935 22	
01-09-09	02-13-09	200	WAL-MART STORES INC COM STK	10 393 42	9,461 08	-932 34	
01-09-09	02-13-09	1,700	WAL-MART STORES INC COM STK	88,344 07	79,720 88	-8,623 19	
10-10-08	02-13-09	200	WAL-MART STORES INC COM STK	10,368 72	9 378 93	-989 79	
09-11-08	02-17-09	-200	BUFALO WILD WINGS INC COM STK	5 896 76	8,015 95	2,119 19	
09-11-08	02-17-09	-100	BUFALO WILD WINGS INC COM STK	2 989 00	4,007 98	1 018 98	
01-28-09	02-17-09	300	GUESS INC COM STK	5,231 64	4,924 44	-307 20	
12-03-08	02-17-09	300	J CREW GROUP INC	3 036 33	3,328 78	292 45	
11-28-08	02-17-09	200	J CREW GROUP INC	2 021 86	2,219 19	197 33	
11-28-08	02-17-09	100	J CREW GROUP INC	1 005 52	1,109 59	104 07	

Please note Buckingham Capital Management does not render advice on tax matters to clients. This information is not intended as tax advice, and you should consult with your own advisors on such decision. This report may not contain all information necessary to make a tax decision, for example this report does not take into account adjustments due to wash sales.

Buckingham Capital Management  
**REALIZED GAINS AND LOSSES**

*Leeds Family Foundation -- Retail*

**038C92429**

*From 01-01-09 Through 12-31-09*

Open Date	Close Date	Quantity	Security	Cost Basis	Proceeds	Gain Or Loss	
						Short Term	Long Term
11-28-08	02-17-09	300	J CREW GROUP INC	3,016 56	3,309 94	293 38	
12-03-08	02-17-09	100	J CREW GROUP INC	999 36	1,103 31	103 95	
01-02-09	02-17-09	200	KOHL'S CORP COM STK	7,409 42	7,069 26	-340 16	
01-06-09	02-17-09	300	NIKE INC CL B COM STK	15,741 09	12,634 87	-3,106 22	
07-18-07	02-17-09	100	URBAN OUTFITTERS INC COM STK	2,158 08	1,583 89		-574 19
09-25-07	02-17-09	400	URBAN OUTFITTERS INC COM STK	8,516 08	6,335 56		-2,180 52
09-25-07	02-17-09	100	URBAN OUTFITTERS INC COM STK	2,128 07	1,583 89		-544 18
07-23-07	02-17-09	100	URBAN OUTFITTERS INC COM STK	2,099 18	1,583 89		-515 29
07-25-07	02-17-09	100	URBAN OUTFITTERS INC COM STK	2,052 51	1,583 89		-468 62
01-28-09	02-17-09	400	URBAN OUTFITTERS INC COM STK	6,862 36	6,335 57	-526 79	
02-05-09	02-17-09	100	URBAN OUTFITTERS INC COM STK	1,678 91	1,583 89	-95 02	
02-05-09	02-17-09	100	URBAN OUTFITTERS INC COM STK	1,678 91	1,584 56	-94 35	
01-16-09	02-17-09	100	URBAN OUTFITTERS INC COM STK	1,636 80	1,584 56	-52 24	
05-04-07	02-17-09	400	WARNACO GROUP INC COM STK	11,333 80	8,602 15		-2,731 65
01-09-09	02-17-09	-1	PUT - COH 100@17 EXPI 02/21/2009	154 50	154 50	0 00	
09-11-08	02-18-09	-185	BUFFALO WILD WINGS INC COM STK	5,523 48	7,414 76	1,891 28	
09-22-08	02-18-09	-100	BUFFALO WILD WINGS INC COM STK	2,985 66	4,152 59	1,166 93	
01-22-09	02-18-09	-200	FOOT LOCKER INC COM STK	1,511 04	1,489 79	-21 25	
01-20-09	02-18-09	-200	FOOT LOCKER INC COM STK	1,511 04	1,492 71	-18 33	
01-29-09	02-18-09	-100	FOOT LOCKER INC COM STK	755 52	760 42	4 90	
01-09-09	02-18-09	-800	FOOT LOCKER INC COM STK	6,044 16	6,396 36	352 20	
12-22-08	02-18-09	-100	JACK IN THE BOX COM STK	2,034 25	2,084 01	49 76	
12-22-08	02-18-09	-100	JACK IN THE BOX COM STK	2,034 25	2,111 98	77 73	
02-05-09	02-18-09	-300	JC PENNEY CO INC COM STK	4,632 96	4,510 77	-122 19	
01-22-09	02-18-09	-300	MEN'S WEARHOUSE INC COM STK	3,227 40	3,500 35	272 95	
01-12-09	02-18-09	-300	MEN'S WEARHOUSE INC COM STK	3,227 40	3,863 98	636 58	

Please note Buckingham Capital Management does not render advice on tax matters to clients. This information is not intended as tax advice, and you should consult with your own advisors on such decision. This report may not contain all information necessary to make a tax decision, for example this report does not take into account adjustments due to wash sales.

Buckingham Capital Management  
**REALIZED GAINS AND LOSSES**  
*Leeds Family Foundation -- Retail*  
**038C92429**  
*From 01-01-09 Through 12-31-09*

Open Date	Close Date	Quantity	Security	Cost Basis	Proceeds	Gain Or Loss	
						Short Term	Long Term
12-03-08	02-18-09	100	J CRLW GROUP INC	999 36	1,087 48	88 12	
11-26-08	02-18-09	200	LCREW GROUP INC	1,984 06	2,174 97	190 91	
02-04-09	02-18-09	300	URBAN OUTFITTERS INC COM STK	4,840 65	4,725 96	-114 69	
01-15-09	02-18-09	100	URBAN OUTFITTERS INC COM STK	1,577 35	1,575 32	-2 03	
05-04-07	02-18-09	300	WARNACO GROUP INC COM STK	8,500 35	6,466 34		-2,034 01
02-17-09	02-19-09	-100	BEYOND BATH BEYOND INC COM STK	2,178 00	2,128 83	-49 17	
01-09-09	02-19-09	-600	FOOT LOCKER INC COM STK	4,499 58	4,797 27	297 69	
02-05-09	02-19-09	-400	JC PENNEY CO INC COM STK	6,162 28	6,014 37	-147 91	
01-16-09	02-19-09	-100	JC PENNEY CO INC COM STK	1,540 57	1,875 97	335 40	
01-09-09	02-19-09	-400	JC PENNEY CO INC COM STK	6,162 28	8,452 91	2,290 63	
01-08-09	02-19-09	-1,100	JC PENNEY CO INC COM STK	16,946 27	23,480 46	6,534 19	
01-12-09	02-19-09	-300	MENS WEARHOUSE INC COM STK	3,272 25	3,863 98	591 73	
01-20-09	02-19-09	-100	MENS WEARHOUSE INC COM STK	1,090 75	1,292 99	202 24	
02-17-09	02-19-09	-100	TARGET CORP COM STK	3,055 32	2,907 86	-147 46	
02-05-09	02-19-09	300	GAMESTOP CORP NEW CL A COM STK	8,166 72	8,290 27	123 55	
11-26-08	02-19-09	200	LCREW GROUP INC	1,984 06	2,066 88	82 82	
01-15-09	02-19-09	100	URBAN OUTFITTERS INC COM STK	1,577 35	1,555 14	-22 21	
05-04-07	02-19-09	600	WARNACO GROUP INC COM STK	17,000 70	13,056 34		-3,944 36
05-07-07	02-19-09	100	WARNACO GROUP INC COM STK	2,813 09	2,176 06		-637 03
01-08-09	02-19-09	-1	PUT - BHIQ 100@22 1/2FXP 02/21/2009	74 00	74 00	0 00	
01-09-09	02-19-09	-1	PUT - TGT 100@32 1/2EXP 02/21/2009	196 68	196 68	0 00	
01-21-09	02-20-09	-13	CALL - AFD 100 @p 10 1XP 02/21/2009	0 00	779 99	779 99	
01-07-09	02-20-09	-13	CALL - BKE 100@22 1/21XP 02/21/2009	2,061 78	2,061 78	0 00	
02-02-09	02-20-09	-7	CALL - CVS 100@27 1/2FXP 02/21/2009	552 99	552 99	0 00	
01-12-09	02-20-09	-6	CALL - DQO 100 @ 45 FXP 02/21/2009	0 00	641 99	641 99	
01-14-09	02-20-09	-13	CALL - FUA 100 @ 15 EXP 02/21/2009	0 00	783 89	783 89	

Please note Buckingham Capital Management does not render advice on tax matters to clients. This information is not intended as tax advice, and you should consult with your own advisors on such decision. This report may not contain all information necessary to make a tax decision, for example this report does not take into account adjustments due to wash sales.

Buckingham Capital Management  
**REALIZED GAINS AND LOSSES**  
*Leeds Family Foundation -- Retail*  
**038C92429**  
*From 01-01-09 Through 12-31-09*

Open Date	Close Date	Quantity	Security	Cost Basis	Proceeds	Gain Or Loss	
						Short Term	Long Term
01-12-09	02-20-09	-13	CALL - FUA 100 @ 15 EXP 02/21/2009	0 00	1,479 00	1,479 00	
01-08-09	02-20-09	-13	CALL - GFS 100 @ 17 1/2 EXP 02/21/2009	0 00	1,016 59	1,016 59	
01-06-09	02-20-09	-13	CALL - GFS 100 @ 17 1/2 EXP 02/21/2009	0 00	1,270 48	1,270 48	
01-07-09	02-20-09	-7	CALL - GFS 100 @ 17 1/2 EXP 02/21/2009	0 00	695 51	695 51	
01-09-09	02-20-09	-20	CALL - ICG 100 @ 10 EXP 02/21/2009	2,461 98	2,461 98	0 00	
01-08-09	02-20-09	-13	CALL - JCG 100 @ 12 1/2 EXP 02/21/2009	0 00	964 98	964 98	
01-08-09	02-20-09	-13	CALL - JNY 100 @ 7 1/2 1 XP 02/21/2009 JONES	0 00	311 99	311 99	
01-09-09	02-20-09	-7	CALL - KSS 100 @ 40 EXP 02/21/2009	0 00	1,574 99	1,574 99	
01-09-09	02-20-09	-6	CALL - KSS 100 @ 45 FXP 02/21/2009	0 00	428 99	428 99	
01-08-09	02-20-09	-7	CALL - KSS 100 @ 45 EXP 02/21/2009	0 00	587 99	587 99	
01-08-09	02-20-09	-7	CALL - IHD 100 @ 10 EXP 02/21/2009	0 00	622 99	622 99	
01-09-09	02-20-09	-7	CALL - NKF 100 @ 55 FXP 02/21/2009 NIKE	0 00	909 71	909 71	
01-12-09	02-20-09	-13	CALL - PVH 100 @ 20 EXP 02/21/2009 PHILLIP	0 00	766 99	766 99	
01-08-09	02-20-09	-7	CALL - PVH 100 @ 22 1/2 EXP 02/21/2009 PHILLIP	0 00	622 99	622 99	
01-07-09	02-20-09	-13	CALL - PVH 100 @ 22 1/2 EXP 02/21/2009 PHILLIP	0 00	1,533 99	1,533 99	
01-16-09	02-20-09	-1	CALL - QUK 100 @ 60 EXP 02/21/2009	0 00	440 67	440 67	
01-14-09	02-20-09	-7	CALL - QUK 100 @ 65 FXP 02/21/2009	0 00	3,067 87	3,067 87	
01-12-09	02-20-09	-2	CALL - QUK 100 @ 70 LXP 02/21/2009	0 00	813 99	813 99	
01-09-09	02-20-09	-2	CALL - QUK 100 @ 75 FXP 02/21/2009	0 00	1,183 99	1,183 99	
01-22-09	02-20-09	-6	CALL - SKX 100 @ 10 EXP 02/21/2009	0 00	335 99	335 99	
01-20-09	02-20-09	-6	CALL - SKX 100 @ 10 EXP 02/21/2009	0 00	443 99	443 99	
01-12-09	02-20-09	-7	CALL - SKX 100 @ 10 EXP 02/21/2009	0 00	699 01	699 01	
01-09-09	02-20-09	-13	CALL - SKX 100 @ 12 1/2 EXP 02/21/2009	0 00	636 99	636 99	
01-12-09	02-20-09	-8	CALL - IPX 100 @ 7 1/2 FXP 02/21/2009	0 00	633 35	633 35	

Please note Buckingham Capital Management does not render advice on tax matters to clients. This information is not intended as tax advice, and you should consult with your own advisors on such decision. This report may not contain all information necessary to make a tax decision, for example this report does not take into account adjustments due to wash sales.



Buckingham Capital Management  
**REALIZED GAINS AND LOSSES**  
*Leeds Family Foundation -- Retail*  
**038C92429**

*From 01-01-09 Through 12-31-09*

Open Date	Close Date	Quantity	Security	Cost Basis	Proceeds	Gain Or Loss	
						Short Term	Long Term
01-20-09	02-20-09	-13	CAL L- URC 100@17 1/2 EXP 02/21 2009	0 00	831 99	831 99	
01-16-09	02-20-09	-13	CAL L- WM1 100 @ 55 LXP 02/21 2009 WAL	0 00	1,161 93	1,161 93	
01-09-09	02-20-09	-7	CAL L- WM1 100 @ 55 EXP 02/21/2009 WAL	0 00	860 99	860 99	
01-05-09	02-20-09	-20	CAL L- WM1 100 @ 60 LXP 02/21 2009 WAL	0 00	2,473 58	2,473 58	
01-21-09	02-20-09	-6	CAL L- WM1 100@52 1/2 EXP 02/21/2009 WAL	0 00	455 99	455 99	
01-12-09	02-20-09	-13	CAL L- WM1 100@52 1/2 LXP 02/21 2009 WAL	0 00	2,756 89	2 756 89	
12-23-08	02-20-09	-5	CAL L- WM1 100@57 1/2 LXP 02/21 2009 WAL	0 00	1,135 49	1,135 49	
01-09-09	02-20-09	-7	CAL L- WRC 100 @ 20 FXP 02 21 2009	874 15	874 15	0 00	
01-12-09	02-20-09	-7	CAL L- WRC 100@17 1/2 EXP 02/21/2009	1,343 99	1,343 99	0 00	
01-07-09	02-20-09	-26	CAL L- WRC 100@22 1 2 EXP 02/21 2009	0 00	2,702 68	2,702 68	
01-08-09	02-20-09	-19	CAL L- ZWR 100@22 1/2 EXP 02/21/2009 C I T F	4,075 47	4,075 47	0 00	
02-17-09	02-20-09	-500	BED BATH BEYOND INC COM STK	10,818 84	10,644 13	-174 71	
02-02-09	02-20-09	-400	BED BATH BEYOND INC COM STK	8,655 07	8,984 31	329 24	
02-06-09	02-20-09	-1 300	BED BATH BEYOND INC COM STK	28,128 98	31,130 40	3,001 42	
01-29-09	02-20-09	-300	BED BATH BEYOND INC COM STK	6 491 30	7,296 22	804 92	
11-04-08	02-20-09	-200	BED BATH BEYOND INC COM STK	4,327 54	5,000 23	672 69	
10-30-08	02-20-09	-300	BED BATH BEYOND INC COM STK	6 491 30	7,520 89	1,029 59	
11-03-08	02-20-09	-200	BED BATH BEYOND INC COM STK	4,327 54	5,015 05	687 51	
10-31-08	02-20-09	-300	BED BATH BEYOND INC COM STK	6 491 31	7,614 25	1,122 94	
10-31-08	02-20-09	-100	BED BATH BEYOND INC COM STK	2 163 77	2,544 36	380 59	
10-15-08	02-20-09	-100	BED BATH BEYOND INC COM STK	2 163 77	2 546 55	382 78	
01-22-09	02-20-09	-300	BED BATH BEYOND INC COM STK	6,491 30	7,678 06	1,186 76	
10-14-08	02-20-09	-400	BED BATH BEYOND INC COM STK	8 655 07	10,581 94	1,926 87	
02-17-09	02-20-09	-300	COSTCO WHSI CORP NEW COM STK	13 247 67	12,640 84	-606 83	

Please note Buckingham Capital Management does not render advice on tax matters to clients. This information is not intended as tax advice, and you should consult with your own advisors on such decision. This report may not contain all information necessary to make a tax decision, for example this report does not take into account adjustments due to wash sales.

Buckingham Capital Management  
**REALIZED GAINS AND LOSSES**

*Leeds Family Foundation -- Retail*  
**038C92429**

*From 01-01-09 Through 12-31-09*

Open Date	Close Date	Quantity	Security	Cost Basis	Proceeds	Gain Or Loss	
						Short Term	Long Term
01-22-09	02-20-09	-400	COSTCO WHSE CORP NEW COM STK	17,663.57	18,739.73	1,076.16	
12-01-08	02-20-09	-100	NEW ORIENTAL EDUCATION & TECHNOLOGY GROU	4,515.00	4,865.85	350.85	
10-29-08	02-20-09	-100	NEW ORIENTAL EDUCATION & TECHNOLOGY GROU	4,515.01	5,487.02	972.01	
10-14-08	02-20-09	-100	NEW ORIENTAL EDUCATION & TECHNOLOGY GROU	4,515.00	5,915.80	1,400.80	
10-03-08	02-20-09	-200	FAMILY DOLLAR STORES INC COM STK	5,193.94	4,977.37	-216.57	
11-20-08	02-20-09	-700	FAMILY DOLLAR STORES INC COM STK	18,178.80	18,033.43	-145.37	
12-02-08	02-20-09	-800	FAMILY DOLLAR STORES INC COM STK	20,775.77	20,671.88	-103.89	
02-17-09	02-20-09	-400	FAMILY DOLLAR STORES INC COM STK	10,387.88	10,464.02	76.14	
01-20-09	02-20-09	-100	MENS WEARHOUSE INC COM STK	1,150.00	1,292.99	142.99	
01-09-09	02-20-09	-600	MENS WEARHOUSE INC COM STK	6,900.01	7,907.95	1,007.94	
10-21-08	02-20-09	-300	MENS WEARHOUSE INC COM STK	3,450.00	4,538.97	1,088.97	
10-15-08	02-20-09	-400	MENS WEARHOUSE INC COM STK	4,600.00	6,322.28	1,722.28	
10-10-08	02-20-09	-600	MENS WEARHOUSE INC COM STK	6,900.01	9,944.58	3,044.57	
02-17-09	02-20-09	-100	TARGET CORP STK	3,055.32	2,907.86	-147.46	
02-12-09	02-20-09	-100	TARGET CORP STK	3,055.32	3,011.59	-43.73	
02-02-09	02-20-09	-300	TARGET CORP STK	9,165.97	9,058.24	-107.74	
01-30-09	02-20-09	-300	TARGET CORP STK	9,165.96	9,655.29	489.33	
01-29-09	02-20-09	-700	TARGET CORP STK	21,387.25	23,089.93	1,702.68	
01-08-09	02-20-09	-400	TARGET CORP STK	12,221.29	14,856.31	2,635.02	
01-08-09	02-20-09	-600	TARGET CORP STK	17,238.01	22,284.47	5,046.46	
02-17-09	02-20-09	-100	TIM HORTONS INC COM STK	2,452.43	2,272.14	-180.29	
07-25-08	02-20-09	-100	TIM HORTONS INC COM STK	2,452.43	2,735.12	282.69	
10-02-08	02-20-09	-100	TIM HORTONS INC COM STK	2,452.43	2,741.82	289.39	

Please note: Buckingham Capital Management does not render advice on tax matters to clients. This information is not intended as tax advice, and you should consult with your own advisors on such decisions. This report may not contain all information necessary to make a tax decision, for example this report does not take into account adjustments due to wash sales.

Buckingham Capital Management  
**REALIZED GAINS AND LOSSES**  
*Leeds Family Foundation -- Retail*  
**038C92429**  
*From 01-01-09 Through 12-31-09*

Open Date	Close Date	Quantity	Security	Cost Basis	Proceeds	Gain Or Loss	
						Short Term	Long Term
02-03-09	02-20-09	-100	WYNN RESORTS LTD COM STK	4,152 13	2,842 98	-1,309 15	
01-20-09	02-20-09	-100	WYNN RESORTS LTD COM STK	4,152 13	3,434 50	-717 63	
01-13-09	02-20-09	-200	WYNN RESORTS LTD COM STK	8,304 27	7,923 21	-381 06	
11-07-08	02-20-09	-100	WYNN RESORTS LTD COM STK	4,152 13	4,390 52	238 39	
01-09-09	02-20-09	-200	WYNN RESORTS LTD COM STK	8,304 27	8,933 51	629 24	
01-09-09	02-20-09	-500	WYNN RESORTS LTD COM STK	12,140 08	22,333 77	10,193 69	
11-04-08	02-20-09	-100	WYNN RESORTS LTD COM STK	2,428 02	5,042 71	2,614 69	
01-28-09	02-20-09	400	BUCKLE INC COM STK	9,039 20	9,626 34	587 14	
01-28-09	02-20-09	200	BUCKLE INC COM STK	4,480 70	4,813 17	332 47	
02-03-09	02-20-09	100	BUCKLE INC COM STK	2,215 23	2,406 58	191 35	
01-28-09	02-20-09	100	BUCKLE INC COM STK	2,142 70	2,406 59	263 89	
01-28-09	02-20-09	100	BUCKLE INC COM STK	2,126 94	2,406 58	279 64	
12-02-08	02-20-09	400	BUCKLE INC COM STK	6,967 04	9,626 34	2,659 30	
12-09-08	02-20-09	300	CVS CAREMARK CORP COM STK	8,676 09	8,480 94	-195 15	
12-12-08	02-20-09	300	CVS CAREMARK CORP COM STK	8,552 76	8,480 95	-71 81	
12-10-08	02-20-09	100	CVS CAREMARK CORP COM STK	2,838 47	2,826 98	-11 49	
11-26-08	02-20-09	100	J CREW GROUP INC	992 03	997 28	5 25	
11-26-08	02-20-09	500	J CREW GROUP INC	4,960 15	5,605 46	645 31	
12-03-08	02-20-09	100	J CREW GROUP INC	984 00	1,121 09	137 09	
01-16-09	02-20-09	600	J CREW GROUP INC	5,862 48	6,726 56	864 08	
01-13-09	02-20-09	300	J CREW GROUP INC	2,914 44	3,363 28	448 84	
01-16-09	02-20-09	500	J CREW GROUP INC	4,810 00	5,605 46	795 46	
01-15-09	02-20-09	300	URBAN OUTFITTERS INC COM STK	4,732 05	4,728 81	-3 24	
05-07-07	02-20-09	300	WARNACO GROUP INC COM STK	8,439 27	6,324 80		-2,114 47
02-06-09	02-20-09	100	WARNACO GROUP INC COM STK	2,433 39	2,122 87	-310 52	
12-19-08	02-20-09	600	WARNACO GROUP INC COM STK	13,512 00	12,737 19	-774 81	
12-19-08	02-20-09	700	WARNACO GROUP INC COM STK	15,764 00	13,579 91	-2,184 09	

Please note Buckingham Capital Management does not render advice on tax matters to clients. This information is not intended as tax advice, and you should consult with your own advisors on such decision. This report may not contain all information necessary to make a tax decision, for example this report does not take into account adjustments due to wash sales.

Buckingham Capital Management  
**REALIZED GAINS AND LOSSES**  
*Leeds Family Foundation -- Retail*  
**038C92429**  
*From 01-01-09 Through 12-31-09*

Open Date	Close Date	Quantity	Security	Cost Basis	Proceeds	Gain Or Loss	
						Short Term	Long Term
01-12-09	02-20-09	-7	PUT - AVP 100@17 1/2EXP 02/21/2009 AVON	0 00	328 99	328 99	
01-20-09	02-20-09	-6	PUT - BBY 100 @ 25 EXP 02/21/2009 BBSF	0 00	560 39	560 39	
01-12-09	02-20-09	-7	PUT - BBY 100 @ 25 EXP 02/21/2009 BESI	0 00	835 23	835 23	
12-18-08	02-20-09	-5	PUT - BHQ 100 @ 20 EXP 02/21/2009	0 00	445 00	445 00	
11-24-08	02-20-09	-5	PUT - BHQ 100@12 1/2EXP 02/21/2009	0 00	425 25	425 25	
01-08-09	02-20-09	-26	PUT - BHQ 100@22 1/2EXP 02/21/2009	1,923 98	1,923 98	0 00	
01-21-09	02-20-09	-5	PUT - BHQ 100@22 1/2 EXP 02/21/2009	391 24	391 24	0 00	
01-05-09	02-20-09	-8	PUT - BHC 100@22 1/2 EXP 02/21/2009	831 99	831 99	0 00	
12-18-08	02-20-09	-5	PUT - BHC 100@22 1/2 EXP 02/21/2009	735 00	735 00	0 00	
01-09-09	02-20-09	-6	PUT - COH 100@17 1/2EXP 02/21/2009	926 99	926 99	0 00	
01-12-09	02-20-09	-7	PUT - COH 100 @ 15 EXP 02/21/2009	517 99	517 99	0 00	
01-06-09	02-20-09	-10	PUT - CRI 100@17 1/2EXP 02/21/2009	1,053 29	1,053 29	0 00	
01-26-09	02-20-09	-6	PUT - DV 100 @ 50 EXP 02/21/2009 DEVR	0 00	641 99	641 99	
01-15-09	02-20-09	-3	PUT - FDU 100 @ 50 EXP 02/21/2009	1,460 99	1,460 99	0 00	
01-16-09	02-20-09	-5	PUT - FDO 100@27 1/2EXP 02/21/2009 FAMILY	340 00	597 14	257 14	
01-09-09	02-20-09	-14	PUT - FDO 100@27 1/2EXP 02/21/2009 FAMILY	952 00	2,170 12	1,218 12	
01-08-09	02-20-09	-5	PUT - FDO 100@27 1/2EXP 02/21/2009 FAMILY	340 00	775 14	435 14	
01-08-09	02-20-09	-21	PUT - FDO 100@27 1/2EXP 02/21/2009 FAMILY	3,255 61	3,255 61	0 00	
01-05-09	02-20-09	-9	PUT - FMQ 100 @ 8 EXP 02/21/2009	0 00	323 99	323 99	
01-20-09	02-20-09	-13	PUT - FMQ 100 @ 9 EXP 02/21/2009	0 00	507 64	507 64	
12-23-08	02-20-09	-8	PUT - ICP 100 @ 15 EXP 02/21/2009 PENNEY	0 00	935 99	935 99	
01-08-09	02-20-09	-20	PUT - ICP 100@17 1/2EXP 02/21/2009 PENNEY	4,952 00	1,479 99	-3,472 01	

Please note Buckingham Capital Management does not render advice on tax matters to clients. This information is not intended as tax advice, and you should consult with your own advisors on such decision. This report may not contain all information necessary to make a tax decision, for example this report does not take into account adjustments due to wash sales.

Buckingham Capital Management  
**REALIZED GAINS AND LOSSES**  
*Leeds Family Foundation -- Retail*  
**038C92429**  
*From 01-01-09 Through 12-31-09*

Open Date	Close Date	Quantity	Security	Cost Basis	Proceeds	Gain Or Loss	
						Short Term	Long Term
01-20-09	02-20-09	-7	PUT - MHK 100 @ 25 EXP 02/21/2009	0 00	384 99	384 99	
12-01-08	02-20-09	-15	PUT - MW 100 @ 7 1/2 EXP 02/21/2009	0 00	1,110 00	1,110 00	
01-09-09	02-20-09	-7	PUT - MW 100 @ 12 1/2 EXP 02/21/2009	713 99	713 99	0 00	
01-12-09	02-20-09	-13	PUT - MW 100 @ 12 1/2 EXP 02/21/2009	1,325 99	1,325 99	0 00	
01-06-09	02-20-09	-7	PUT - PRQ 100 @ 45 EXP 02/21/2009	602 76	602 76	0 00	
01-12-09	02-20-09	-7	PUT - RI 100 @ 35 EXP 02/21/2009	0 00	1,028 99	1,028 99	
01-21-09	02-20-09	-6	PUT - SVF 100 @ 30 EXP 02/21/2009	0 00	533 99	533 99	
01-06-09	02-20-09	-7	PUT - IGT 100 @ 30 EXP 02/21/2009	902 99	902 99	0 00	
01-09-09	02-20-09	-19	PUT - IGI 100 @ 32 1/2 EXP 02/21/2009	3,736 89	3,736 89	0 00	
01-06-09	02-20-09	-7	PUT - IGI 100 @ 27 1/2 EXP 02/21/2009	0 00	587 99	587 99	
01-23-09	02-20-09	-6	PUT - UWV 100 @ 25 EXP 02/21/2009	443 99	443 99	0 00	
01-06-09	02-20-09	-7	PUT - UWY 100 @ 45 EXP 02/21/2009	2,449 07	2,449 07	0 00	
01-21-09	02-20-09	-6	PUT - VNO 100 @ 35 EXP 02/21/2009	0 00	533 99	533 99	
01-12-09	02-20-09	-7	PUT - WRC 100 @ 15 EXP 02/21/2009	0 00	622 99	622 99	
01-23-09	02-23-09	-100	BIOMED REALTY TRUST INC COM STK	954 45	1,123 14	168 69	
02-02-09	02-23-09	-100	BOSTON PROPERTIES INC MASSACH COM STK	3,835 08	4,238 53	403 45	
01-22-09	02-23-09	-100	FEDERAL REALTY INVESTMENT TRUS COM STK	4,496 61	4,926 14	429 53	
01-14-09	02-23-09	-100	FEDERAL REALTY INVESTMENT TRUS COM STK	4,496 61	5,206 96	710 35	
12-17-08	02-23-09	-200	GARMIN LTD COM STK	3,468 30	3,896 71	428 41	
12-11-08	02-23-09	-100	GARMIN LTD COM STK	1,734 15	1,953 83	219 68	
10-03-08	02-23-09	-500	GARMIN LTD COM STK	8,670 75	14,880 71	6,209 96	
10-03-08	02-23-09	-100	GARMIN LTD COM STK	1,734 15	3,020 71	1,286 56	
11-13-08	02-23-09	-100	HOMI PROPERTIES INC COM STK	2,683 67	3,618 07	934 40	

Please note Buckingham Capital Management does not render advice on tax matters to clients. This information is not intended as tax advice, and you should consult with your own advisors on such decision. This report may not contain all information necessary to make a tax decision, for example this report does not take into account adjustments due to wash sales.

Buckingham Capital Management  
**REALIZED GAINS AND LOSSES**  
*Leeds Family Foundation -- Retail*  
**038C92429**

*From 01-01-09 Through 12-31-09*

Open Date	Close Date	Quantity	Security	Cost Basis	Proceeds	Gain Or Loss	
						Short Term	Long Term
02-10-09	02-23-09	-100	KIMCO REALTY CORP COM REIT	983 69	1,286 44	302 75	
01-09-09	02-23-09	-300	SIMON PROPERTY GROUP INC COM REIT	10 520 37	14,653 51	4,133 14	
01-09-09	02-23-09	-300	TAUBMAN CTRS INC COM REIT	5,109 57	7,037 21	1,927 64	
02-19-09	02-23-09	600	LIZ CLAI BORN INC COM STK	1,577 88	1,394 99	-182 89	
02-20-09	02-23-09	300	LIZ CLAI BORNE INC COM STK	713 97	697 49	-16 48	
01-15-09	02-23-09	200	URBAN OUTFITTERS INC COM STK	3,154 70	3,243 46	88 76	
02-10-09	02-24-09	-200	BURGER KING HOLDINGS INC COM	4,063 56	3,892 03	-171 53	
02-17-09	02-24-09	-300	BURGER KING HOLDINGS INC COM	6 095 34	6,058 64	-36 70	
02-03-09	02-24-09	-200	BURGER KING HOLDINGS INC COM	4 063 56	4,322 36	258 80	
09-15-08	02-24-09	-100	CLOROX CO COM STK	4,873 00	6,338 62	1,465 62	
01-21-09	02-24-09	-200	WALT DISNEY COMPANY (HOLDING COMPANY)	3,510 06	4,153 13	643 07	
01-29-09	02-24-09	-100	WALT DISNEY COMPANY (HOLDING COMPANY)	1,755 03	2,109 74	354 71	
02-17-09	02-24-09	-200	FAMILY DOLLAR STORES INC COM STK	5 475 78	5,232 01	-243 77	
11-10-08	02-24-09	-100	FAMILY DOLLAR STORES INC COM STK	2,737 89	2,636 76	-101 13	
12-01-08	02-24-09	-600	FAMILY DOLLAR STORES INC COM STK	16,427 34	15,932 85	-494 49	
02-17-09	02-24-09	-300	MCDONALDS COM	16,365 21	16,752 59	387 38	
02-12-09	02-24-09	-200	MCDONALDS COM	10,910 14	11,213 63	303 49	
10-10-08	02-24-09	-200	MENS WEARHOUSE INC COM STK	2,117 74	3,314 86	1,197 12	
10-10-08	02-24-09	-200	POOL CORP COM STK	2,720 20	3,418 46	698 26	
10-02-08	02-24-09	-200	TIM HORTONS INC COM STK	4,855 14	5 483 65	628 51	
01-12-09	02-24-09	-200	TEXAS ROADHOUSE	1,604 18	1,550 49	-53 69	
10-22-08	02-24-09	-100	UNITED NAT FOODS INC COM STK	1,508 60	2,020 99	512 39	
01-20-09	02-24-09	-300	UNITED RENTALS INC COM STK	1,372 74	1,699 82	327 08	
07-17-08	02-24-09	400	GILDAN ACTIVE WEAR INC COM CAD	9 522 52	2 686 90	-6,835 62	
02-20-09	02-24-09	100	TARGET CORP COM STK	2,873 00	2,784 72	-88 28	

Please note Buckingham Capital Management does not render advice on tax matters to clients. This information is not intended as tax advice, and you should consult with your own advisors on such decision. This report may not contain all information necessary to make a tax decision, for example this report does not take into account adjustments due to wash sales.

Buckingham Capital Management  
**REALIZED GAINS AND LOSSES**  
*Leeds Family Foundation – Retail*  
**038C92429**  
*From 01-01-09 Through 12-31-09*

Open Date	Close Date	Quantity	Security	Cost Basis	Proceeds	Gain Or Loss	
						Short Term	Long Term
10-03-08	02-25-09	-100	TIM HORTONS INC COM STK	2,463 91	2,748 64	284 73	
11-04-08	02-25-09	-100	WYNN RLSORIS LTD COM STK	2 203 00	5,042 71	2,839 71	
02-20-09	02-25-09	500	CARTER HOLDINGS INC COM	8 233 36	7,891 00	-342 36	
07-17-08	02-25-09	200	GILDAN ACTIVEWEAR INC COM CAD	4,761 26	1,383 99	-3,377 27	
01-16-09	02-25-09	200	J CRF W GROUP INC	1,924 00	2 144 39	220 39	
12-02-08	02-25-09	100	J CRF W GROUP INC	960 57	1,072 19	111 62	
10-23-08	02-25-09	200	CHILDREN'S PLACE RETAIL STORES COM STK	5,768 20	3,791 73	-1,976 47	
10-15-08	02-25-09	100	CHILDREN'S PLACE RETAIL STORES COM STK	2,847 54	1,931 97	-915 57	
02-19-09	02-25-09	100	TRUE RELIGION APPAREL INC COM STK	1 147 44	1,363 62	216 18	
02-19-09	02-25-09	100	TRUE RELIGION APPAREL INC COM STK	1,147 44	1,377 74	230 30	
01-15-09	02-25-09	200	URBAN OUTFITTERS INC COM STK	3,154 70	3,340 44	185 74	
11-20-08	02-26-09	-200	CARNIVAL CORP	4,108 78	3,062 32	-1,046 46	
11-25-08	02-26-09	-100	CARNIVAL CORP	2,054 39	1,723 87	-330 52	
01-20-09	02-26-09	-200	CARNIVAL CORP	4 108 78	3,921 92	-186 87	
10-02-08	02-26-09	-100	GARMIN LTD COM STK	1,724 46	3,137 98	1,413 52	
08-06-08	02-26-09	-100	GARMIN LTD COM STK	1 724 46	3,462 40	1,737 94	
09-30-08	02-26-09	-300	MEN'S WAREHOUSE INC COM STK	3,272 46	6,120 98	2,848 52	
01-20-09	02-26-09	-100	P F CHANG'S CHINA BISTRO INC COM STK	1,928 60	1,747 99	-180 61	
10-22-08	02-26-09	-100	P F CHANG'S CHINA BISTRO INC COM STK	1 928 60	1,800 15	-128 45	
01-14-09	02-26-09	-100	P F CHANG'S CHINA BISTRO INC COM STK	1,928 60	1,816 00	-112 60	
07-25-08	02-26-09	-100	TIM HORTONS INC COM STK	2 449 03	2,749 16	300 13	
10-03-08	02-26-09	-100	TIM HORTONS INC COM STK	2,449 03	2,753 98	304 95	
07-11-08	02-26-09	-100	TIM HORTONS INC COM STK	2 449 03	2 782 04	333 01	
07-18-08	02-26-09	-100	TIM HORTONS INC COM STK	2,449 03	2,796 56	347 53	
07-18-08	02-26-09	-300	TIM HORTONS INC COM STK	7 311 60	8,389 69	1,078 09	
07-09-08	02-26-09	-200	TIM HORTONS INC COM STK	4,874 40	5,689 96	815 56	

Please note: Buckingham Capital Management does not render advice on tax matters to clients. This information is not intended as tax advice, and you should consult with your own advisors on such decision. This report may not contain all information necessary to make a tax decision, for example this report does not take into account adjustments due to wash sales.

Buckingham Capital Management  
**REALIZED GAINS AND LOSSES**  
*Leeds Family Foundation -- Retail*  
**038C92429**  
*From 01-01-09 Through 12-31-09*

Open Date	Close Date	Quantity	Security	Cost Basis	Proceeds	Gain Or Loss	
						Short Term	Long Term
02-17-09	02-26-09	-300	WAI GRIFFIN CO COM STK	7,151 67	7,655 41	503 74	
02-20-09	02-26-09	100	CARTER HOLDINGS INC COM	1,646 67	1,641 55	-5 12	
02-20-09	02-26-09	400	CARTER HOLDINGS INC COM	6,586 68	6,623 28	36 60	
11-06-08	02-26-09	100	CHILDREN'S PLACE RETAIL STORES COM STK	2,781 66	1,856 69	-924 97	
02-19-09	02-26-09	100	TRUE RELIGION APPAREL INC COM STK	1,147 44	1,132 12	-15 32	
02-19-09	02-26-09	200	TRUE RELIGION APPAREL INC COM STK	2,282 94	2,264 25	-18 69	
02-19-09	02-26-09	200	TRUE RELIGION APPAREL INC COM STK	2,277 90	2,264 24	-13 66	
02-13-09	02-26-09	100	TRUE RELIGION APPAREL INC COM STK	1,091 04	1,095 49	4 45	
12-19-08	02-26-09	100	WARNACO GROUP INC COM STK	2,252 00	2,046 77	-205 23	
01-16-09	02-27-09	500	GUESS INC COM STK	8,260 30	7,996 45	-263 85	
01-15-09	02-27-09	600	GUESS INC COM STK	9,859 50	9,595 75	-263 75	
01-15-09	02-27-09	200	GUESS INC COM STK	3,286 50	3,187 52	-98 98	
12-18-08	02-27-09	300	GUESS INC COM STK	4,690 62	4,781 28	90 66	
01-22-09	02-27-09	100	GUESS INC COM STK	1,558 97	1,593 76	34 79	
01-15-09	02-27-09	200	GUESS INC COM STK	3,106 36	3,187 52	81 16	
11-06-08	02-27-09	200	CHILDREN'S PLACE RETAIL STORES COM STK	5,563 32	3,667 60	-1,895 72	
10-16-08	02-27-09	300	CHILDREN'S PLACE RETAIL STORES COM STK	8,341 32	5,501 40	-2,839 92	
10-24-08	02-27-09	400	CHILDREN'S PLACE RETAIL STORES COM STK	10,968 00	7,335 19	-3,632 81	
10-24-08	02-27-09	100	CHILDREN'S PLACE RETAIL STORES COM STK	2,696 26	1,833 80	-862 46	
10-28-08	02-27-09	100	CHILDREN'S PLACE RETAIL STORES COM STK	2,674 13	1,833 80	-840 33	
11-07-08	02-27-09	100	CHILDREN'S PLACE RETAIL STORES COM STK	2,646 12	1,833 80	-812 32	

Please note: Buckingham Capital Management does not render advice on tax matters to clients. This information is not intended as tax advice, and you should consult with your own advisors on such decision. This report may not contain all information necessary to make a tax decision, for example this report does not take into account adjustments due to wash sales.



Buckingham Capital Management  
**REALIZED GAINS AND LOSSES**  
*Leeds Family Foundation -- Retail*  
**038C92429**  
*From 01-01-09 Through 12-31-09*

Open Date	Close Date	Quantity	Security	Cost Basis	Proceeds	Gain Or Loss	
						Short Term	Long Term
02-13-09	02-27-09	100	TRUE RELIGION APPAREL INC COM STK	1,091.04	1,053.29	-37.75	
02-12-09	02-27-09	200	TRUE RELIGION APPAREL INC COM STK	2,158.66	2,106.59	-52.07	
02-13-09	02-27-09	200	TRUE RELIGION APPAREL INC COM STK	2,158.02	2,106.59	-51.43	
02-13-09	02-27-09	200	TRUE RELIGION APPAREL INC COM STK	2,114.70	2,119.98	5.28	
12-19-08	02-27-09	200	WARNACO GROUP INC COM STK	4,504.00	4,288.33	-215.67	
02-23-09	02-27-09	400	WARNACO GROUP INC COM STK	7,901.28	8,576.67	675.39	
02-23-09	02-27-09	200	WARNACO GROUP INC COM STK	3,950.64	4,261.28	310.64	
01-15-09	02-27-09	100	WARNACO GROUP INC COM STK	1,947.89	2,130.64	182.75	
01-13-09	02-27-09	100	WARNACO GROUP INC COM STK	1,754.50	2,130.63	376.13	
09-09-08	02-27-09	400	QUIKSII VER INC COM STK	3,199.68	523.91	-2,675.77	
02-10-09	03-02-09	-100	MCDONALDS COM	5,232.42	5,726.26	493.84	
02-03-09	03-02-09	-100	MCDONALDS COM	5,232.42	5,756.34	523.92	
02-05-09	03-02-09	-100	MCDONALDS COM	5,232.42	5,763.96	531.54	
02-03-09	03-02-09	-200	MCDONALDS COM	10,464.84	11,528.55	1,063.71	
02-04-09	03-02-09	-100	MCDONALDS COM	5,232.42	5,773.84	541.42	
02-05-09	03-02-09	-600	MCDONALDS COM	31,394.52	34,766.38	3,371.86	
02-02-09	03-02-09	-400	MCDONALDS COM	20,929.68	23,203.75	2,274.07	
01-15-09	03-02-09	1,000	GUESS INC COM STK	15,531.80	15,025.21	-506.59	
12-31-08	03-02-09	100	GUESS INC COM STK	1,544.58	1,502.52	-42.06	
01-15-09	03-02-09	100	GUESS INC COM STK	1,523.42	1,502.52	-20.90	
12-10-08	03-02-09	100	GUESS INC COM STK	1,516.69	1,502.53	-14.16	
12-30-08	03-02-09	100	GUESS INC COM STK	1,503.46	1,502.52	-0.94	
12-26-08	03-02-09	100	GUESS INC COM STK	1,477.91	1,579.49	101.58	
12-12-08	03-02-09	400	GUESS INC COM STK	5,825.92	5,971.40	145.48	
12-09-08	03-02-09	200	CHILDREN'S PLACE RETAIL STORES COM STK	4,724.00	3,611.78	-1,112.22	
12-08-08	03-02-09	200	CHILDREN'S PLACE RETAIL STORES COM STK	4,671.52	3,611.78	-1,059.74	

Please note Buckingham Capital Management does not render advice on tax matters to clients. This information is not intended as tax advice, and you should consult with your own advisors on such decision. This report may not contain all information necessary to make a tax decision, for example this report does not take into account adjustments due to wash sales.

Buckingham Capital Management  
**REALIZED GAINS AND LOSSES**  
*Leeds Family Foundation -- Retail*  
**038C92429**  
*From 01-01-09 Through 12-31-09*

Open Date	Close Date	Quantity	Security	Cost Basis	Proceeds	Gain Or Loss	
						Short Term	Long Term
12-05-08	03-02-09	200	CHILDREN'S PLACE RETAIL STORES COM STK	4,552 30	3,611 77	-940 53	
12-05-08	03-02-09	100	CHILDREN'S PLACE RETAIL STORES COM STK	2,276 15	1,818 11	-458 04	
12-05-08	03-02-09	100	CHILDREN'S PLACE RETAIL STORES COM STK	2,276 15	1,797 49	-478 66	
03-20-08	03-02-09	100	CHILDREN'S PLACE RETAIL STORES COM STK	2,201 10	1,797 48	-403 62	
05-01-07	03-02-09	100	PHILIPS-VAN HULSEN CORP COM STK	5,391 55	1,584 68		-3,806 87
02-13-09	03-02-09	100	TRUE RELIGION APPAREL INC COM STK	1,057 35	988 82	-68 53	
02-13-09	03-02-09	200	TRUE RELIGION APPAREL INC COM STK	2,114 70	1,921 02	-193 68	
02-13-09	03-02-09	100	TRUE RELIGION APPAREL INC COM STK	1,057 35	946 03	-111 32	
02-18-09	03-02-09	100	TRUE RELIGION APPAREL INC COM STK	1,046 63	946 03	-100 60	
01-15-09	03-02-09	200	URBAN OUTFITTERS INC COM STK	3,154 70	3,252 56	97 86	
01-13-09	03-02-09	300	WARNACO GROUP INC COM STK	5,196 60	6,272 48	1,075 88	
12-16-08	03-02-09	600	WARNACO GROUP INC COM STK	10,351 62	12,544 97	2,193 35	
02-23-09	03-03-09	-100	GOOGLE INC CL A COM STK	33,270 36	33,149 82	-120 54	
11-12-08	03-03-09	-300	YUM BRANDS INC	7,404 45	7,576 81	172 36	
11-12-08	03-03-09	-200	YUM BRANDS INC	4,936 30	5,051 89	115 59	
11-17-08	03-03-09	-400	YUM BRANDS INC	9,872 60	10,236 18	363 58	
11-11-08	03-03-09	-300	YUM BRANDS INC	7,480 98	7,718 38	237 40	
11-25-08	03-03-09	-100	YUM BRANDS INC	2,493 66	2,617 91	124 25	
10-23-08	03-03-09	-500	YUM BRANDS INC	12,468 30	13,131 13	662 83	
12-12-08	03-03-09	100	GUESS INC COM STK	1,456 48	1,391 73	-64 75	
07-16-08	03-03-09	100	GILDAN ACTIVEWEAR INC COM CAD	2,357 78	668 20	-1,689 58	
12-02-08	03-03-09	100	J CRI W GROUP INC	960 57	1,070 13	109 56	
12-01-08	03-03-09	200	J CRI W GROUP INC	1,920 52	2,140 27	219 75	
02-28-08	03-03-09	100	CHILDREN'S PLACE RETAIL STORES COM STK	2,190 62	1,772 31		-418 31
10-09-07	03-03-09	500	CHILDREN'S PLACE RETAIL STORES COM STK	10,946 70	8,861 55		-2,085 15
05-08-07	03-03-09	100	PHILIPS-VAN HULSEN CORP COM STK	5,373 69	1,557 34		-3,816 35

Please note: Buckingham Capital Management does not render advice on tax matters to clients. This information is not intended as tax advice, and you should consult with your own advisors on such decision. This report may not contain all information necessary to make a tax decision, for example this report does not take into account adjustments due to wash sales.

Buckingham Capital Management  
**REALIZED GAINS AND LOSSES**  
*Leeds Family Foundation -- Retail*  
**038C92429**  
*From 01-01-09 Through 12-31-09*

Open Date	Close Date	Quantity	Security	Cost Basis	Proceeds	Gain Or Loss	
						Short Term	Long Term
01-15-09	03-03-09	100	URBAN OUTFITTERS INC COM STK	1,577.35	1,525.48	-51.87	
12-16-08	03-03-09	200	WARNACO GROUP INC COM STK	3,450.54	3,840.43	389.89	
02-23-09	03-04-09	-300	GENERAL ELECTRIC CO COM STK	1,912.26	2,650.72	738.46	
02-20-09	03-04-09	-300	JC PENNEY CO INC COM STK	4,530.18	4,433.79	-96.39	
01-08-09	03-04-09	-200	JC PENNEY CO INC COM STK	3,020.12	4,269.18	1,249.06	
11-04-08	03-04-09	-500	JC PENNEY CO INC COM STK	7,550.30	11,598.93	4,048.63	
10-31-08	03-04-09	-300	JC PENNEY CO INC COM STK	4,530.18	7,084.04	2,553.86	
10-31-08	03-04-09	-300	JC PENNEY CO INC COM STK	4,530.18	7,146.46	2,616.28	
10-31-08	03-04-09	-300	JC PENNEY CO INC COM STK	4,530.18	7,180.66	2,650.48	
10-06-08	03-04-09	-100	JC PENNEY CO INC COM STK	1,510.06	2,901.24	1,391.18	
02-05-09	03-04-09	-200	ROSS STORES COM	6,008.54	6,007.51	-1.03	
02-17-09	03-04-09	-500	ROSS STORES COM	15,021.35	15,029.36	8.01	
01-21-09	03-04-09	-600	ROSS STORES COM	18,025.62	18,512.05	486.43	
03-03-09	03-04-09	500	BIG LOTS INC COM STK	7,330.20	8,444.65	1,114.45	
03-03-09	03-04-09	100	BIG LOTS INC COM STK	1,466.04	1,670.49	204.45	
02-27-09	03-04-09	200	BUCKLE UP INC COM STK	4,762.98	4,348.81	-414.17	
12-04-08	03-04-09	100	CHILDREN'S PLACE RETAIL STORES COM STK	2,166.99	1,758.67	-408.32	
12-03-08	03-04-09	400	CHILDREN'S PLACE RETAIL STORES COM STK	8,538.80	7,034.68	-1,504.12	
02-29-08	03-04-09	100	CHILDREN'S PLACE RETAIL STORES COM STK	2,133.06	1,758.67		-374.39
02-21-08	03-04-09	100	CHILDREN'S PLACE RETAIL STORES COM STK	2,127.98	1,758.67		-369.31
10-09-07	03-04-09	400	CHILDREN'S PLACE RETAIL STORES COM STK	8,474.00	7,034.68		-1,439.32
01-15-09	03-04-09	100	URBAN OUTFITTERS INC COM STK	1,577.35	1,579.42	2.07	
02-20-09	03-05-09	-400	ABFRCROMBIE & FITCH COCT A COM STK	7,331.92	9,849.94	2,518.02	

Please note: Buckingham Capital Management does not render advice on tax matters to clients. This information is not intended as tax advice, and you should consult with your own advisors on such decision. This report may not contain all information necessary to make a tax decision; for example, this report does not take into account adjustments due to wash sales.

Buckingham Capital Management  
**REALIZED GAINS AND LOSSES**  
*Leeds Family Foundation – Retail*  
**038C92429**  
*From 01-01-09 Through 12-31-09*

Open Date	Close Date	Quantity	Security	Cost Basis	Proceeds	Gain Or Loss	
						Short Term	Long Term
03-03-09	03-05-09	-100	FAMILY DOLLAR STORES INC COM STK	3,031 74	2,626 04	-405 70	
12-01-08	03-05-09	-300	FAMILY DOLLAR STORES INC COM STK	9,095 22	7,966 42	-1,128 80	
01-09-09	03-05-09	-100	FOOT LOCKER INC COM STK	881 07	799 55	-81 52	
01-09-09	03-05-09	-100	FOOT LOCKER INC COM STK	881 07	800 22	-80 85	
01-09-09	03-05-09	-1,100	FOOT LOCKER INC COM STK	9,691 77	8,837 90	-853 87	
10-06-08	03-05-09	-300	JC PENNEY CO INC COM STK	4,639 86	8,703 73	4,063 87	
12-12-08	03-05-09	-100	UNDER ARMOUR INC CL A COM STK	1,407 52	2,432 83	1,025 31	
12-18-08	03-05-09	-100	UNDER ARMOUR INC CL A COM STK	1,407 52	2,467 37	1,059 85	
10-23-08	03-05-09	-300	YUM BRANDS INC	7,659 87	7,878 68	218 81	
10-22-08	03-05-09	-200	YUM BRANDS INC	5,106 58	5,302 47	195 89	
10-22-08	03-05-09	-100	YUM BRANDS INC	2,521 23	2,651 24	130 01	
03-02-09	03-05-09	200	AFROPOSTALE COM STK	4,744 46	4,609 99	-134 47	
02-25-09	03-05-09	200	AFROPOSTALE COM STK	4,694 86	4,609 99	-84 87	
02-27-09	03-05-09	100	BUCKLE INC COM STK	2,381 49	2,391 96	10 47	
01-02-09	03-05-09	400	KOHLS CORP COM STK	14,818 84	14,265 56	-553 28	
01-02-09	03-05-09	100	KOHLS CORP COM STK	3,704 71	3,558 31	-146 40	
01-15-09	03-05-09	600	URBAN OUTFITTERS INC COM STK	9,464 10	8,740 99	-723 11	
01-15-09	03-05-09	100	URBAN OUTFITTERS INC COM STK	1,577 35	1,426 67	-150 68	
01-15-09	03-05-09	600	URBAN OUTFITTERS INC COM STK	9,149 04	8,560 03	-589 01	
01-12-09	03-05-09	300	URBAN OUTFITTERS INC COM STK	4,449 51	4,280 01	-169 50	
02-20-09	03-06-09	-400	ABERCROMBIE & FITCH CO CL A COM STK	7,382 96	9,849 94	2,466 98	
03-03-09	03-06-09	-300	HARLEY DAVIDSON INC COM STK	2,682 54	2,800 39	117 85	
10-06-08	03-06-09	-100	JC PENNEY CO INC COM STK	1,445 49	2,901 24	1,455 75	
10-01-08	03-06-09	-100	JC PENNEY CO INC COM STK	1,445 49	3,260 62	1,815 13	
10-02-08	03-06-09	-300	JC PENNEY CO INC COM STK	4,336 47	9,790 50	5,454 03	
09-30-08	03-06-09	-100	JC PENNEY CO INC COM STK	1,445 49	3,302 27	1,856 78	

Please note Buckingham Capital Management does not render advice on tax matters to clients. This information is not intended as tax advice, and you should consult with your own advisors on such decision. This report may not contain all information necessary to make a tax decision, for example this report does not take into account adjustments due to wash sales.

Buckingham Capital Management  
**REALIZED GAINS AND LOSSES**  
*Leeds Family Foundation -- Retail*  
**038C92429**  
*From 01-01-09 Through 12-31-09*

Open Date	Close Date	Quantity	Security	Cost Basis	Proceeds	Gain Or Loss	
						Short Term	Long Term
02-02-09	03-06-09	-300	MCDONALD'S COM	15,538.32	17,402.81	1,864.49	
02-03-09	03-06-09	-300	MCDONALD'S COM	15,538.32	17,528.39	1,990.07	
03-04-09	03-06-09	-1,300	SPDR S&P RETAIL E FT	24,423.75	24,498.10	74.35	
03-05-09	03-06-09	-1,300	SPDR S&P RETAIL E FT	24,423.75	24,739.64	315.89	
10-22-08	03-06-09	-200	YUM BRANDS INC	4,886.72	5,302.47	415.75	
02-07-08	03-06-09	100	APPL INC COM STK	11,926.09	8,367.68		-3,558.41
02-19-09	03-06-09	200	AEROPOSTALE COM STK	4,390.14	4,579.17	189.03	
12-02-08	03-06-09	300	BUCKLE INC COM STK	5,225.28	6,777.47	1,552.19	
12-01-08	03-06-09	100	BUCKLE INC COM STK	1,740.34	2,259.16	518.82	
11-25-08	03-06-09	300	BUCKLE INC COM STK	5,165.79	6,777.47	1,611.68	
06-13-08	03-06-09	100	GENESCO INC COM STK	2,751.69	1,326.30	-1,425.39	
10-09-08	03-06-09	200	GENESCO INC COM STK	5,444.92	2,652.61	-2,792.31	
06-12-08	03-06-09	100	GENESCO INC COM STK	2,698.51	1,326.30	-1,372.21	
12-12-08	03-06-09	600	GUFSS INC COM STK	8,738.88	7,832.77	-906.11	
02-25-09	03-06-09	100	KOHL'S CORP COM STK	3,607.50	3,415.53	-191.97	
03-04-09	03-06-09	100	KOHL'S CORP COM STK	3,590.74	3,415.53	-175.21	
02-24-09	03-06-09	200	KOHL'S CORP COM STK	7,104.72	6,831.06	-273.66	
02-19-09	03-06-09	300	KOHL'S CORP COM STK	10,540.68	10,246.59	-294.09	
12-12-08	03-06-09	400	TEMPUR-PEDIC INTL	2,718.60	1,836.38	-882.22	
01-12-09	03-06-09	100	URBAN OUTFITTERS INC COM STK	1,483.17	1,410.33	-72.84	
09-29-08	03-09-09	-400	JCPENNEY CO INC COM STK	5,915.12	13,358.48	7,443.36	
03-03-09	03-09-09	-200	WMS INDUSTRIES INC COM STK	3,487.16	3,457.78	-29.38	
02-10-09	03-09-09	-200	WMS INDUSTRIES INC COM STK	3,502.34	3,813.63	311.29	
02-06-09	03-09-09	-200	WMS INDUSTRIES INC COM STK	3,443.54	3,930.12	486.58	
02-19-09	03-09-09	100	AEROPOSTALE COM STK	2,195.07	2,283.82	88.75	
12-12-08	03-09-09	800	TEMPUR-PEDIC INTL	5,437.20	3,278.62	-2,158.58	
12-11-08	03-09-09	100	TEMPUR-PEDIC INTL	658.62	409.83	-248.79	
12-11-08	03-09-09	600	TEMPUR-PEDIC INTL	3,925.08	2,458.96	-1,466.12	
10-10-08	03-09-09	200	WAL-MART STORES INC COM STK	10,368.72	9,466.88	-901.84	

Please note: Buckingham Capital Management does not render advice on tax matters to clients. This information is not intended as tax advice, and you should consult with your own advisors on such decision. This report may not contain all information necessary to make a tax decision, for example this report does not take into account adjustments due to wash sales.

Buckingham Capital Management  
**REALIZED GAINS AND LOSSES**  
*Leeds Family Foundation -- Retail*  
**038C92429**  
*From 01-01-09 Through 12-31-09*

Open Date	Close Date	Quantity	Security	Cost Basis	Proceeds	Gain Or Loss	
						Short Term	Long Term
03-02-09	03-10-09	-100	ALEXANDRIA REAL ESTATE EQUITY COM RHT	3,607.73	3,782.26	174.53	
03-03-09	03-10-09	-300	AVON PRODS INC COM STK	4,748.43	4,895.19	146.76	
03-06-09	03-10-09	-300	BED BATH BEYOND INC COM STK	6,349.05	5,846.96	-502.09	
03-03-09	03-10-09	-100	BED BATH BEYOND INC COM STK	2,116.35	2,031.26	-85.09	
03-09-09	03-10-09	-100	BEST BUY INC COM STK	2,743.84	2,473.87	-269.97	
03-05-09	03-10-09	-300	BEST BUY INC COM STK	8,231.52	8,042.29	-189.23	
03-03-09	03-10-09	-400	BEST BUY INC COM STK	10,975.36	10,752.73	-222.63	
03-04-09	03-10-09	-200	BEST BUY INC COM STK	5,487.68	5,386.39	-101.29	
03-02-09	03-10-09	-400	BURGER KING HOLDINGS INC COM	8,887.32	8,514.35	-372.97	
03-05-09	03-10-09	-100	BOSTON PROPERTIES INC MASSACH COM RHT	3,621.25	3,149.48	-471.77	
02-02-09	03-10-09	-200	CHIFFSAKLE FACTORY INC COM STK	1,607.48	1,712.27	104.79	
01-20-09	03-10-09	-200	CARNIVAL CORP	3,679.56	3,921.92	242.36	
11-14-08	03-10-09	-200	CARNIVAL CORP	3,679.56	3,945.59	266.03	
12-01-08	03-10-09	-100	CARNIVAL CORP	1,839.78	1,977.54	137.76	
01-12-09	03-10-09	-300	WALT DISNEY COMPANY (HOLDING COMPANY)	4,898.58	6,585.47	1,686.89	
01-21-09	03-10-09	-200	BRINKER INTL INC COM STK	2,160.88	1,637.85	-523.03	
01-20-09	03-10-09	-100	BRINKER INTL INC COM STK	1,080.44	837.87	-242.58	
02-09-09	03-10-09	-100	EQUITY RESIDENTIAL COM RHT	1,921.35	2,283.39	362.04	
01-14-09	03-10-09	-100	FEDERAL REALTY INVESTMENT TRUS COM RHT	4,393.06	5,206.96	813.90	
01-09-09	03-10-09	-100	FEDERAL REALTY INVESTMENT TRUS COM RHT	4,393.06	5,799.35	1,406.29	
02-05-09	03-10-09	-300	HARVEY DAVIDSON INC COM STK	2,768.88	3,740.58	971.70	
03-03-09	03-10-09	-300	ISHARES DJUS REAL ESTATE	7,237.71	6,913.79	-323.92	
03-04-09	03-10-09	-100	ISHARES DJUS REAL ESTATE	2,412.57	2,370.57	-42.00	

Please note: Buckingham Capital Management does not render advice on tax matters to clients. This information is not intended as tax advice, and you should consult with your own advisors on such decision. This report may not contain all information necessary to make a tax decision, for example this report does not take into account adjustments due to wash sales.

Buckingham Capital Management  
**REALIZED GAINS AND LOSSES**  
*Leeds Family Foundation -- Retail*  
**038C92429**  
*From 01-01-09 Through 12-31-09*

Open Date	Close Date	Quantity	Security	Cost Basis	Proceeds	Gain Or Loss	
						Short Term	Long Term
09-29-08	03-10-09	-700	JC PENNEY CO INC COM STK	10,529.75	23,377.35	12,847.60	
09-26-08	03-10-09	-100	JC PENNEY CO INC COM STK	1,504.25	3,457.84	1,953.59	
01-23-09	03-10-09	-100	KIMCO REALTY CORP COM REIT	853.97	1,500.90	646.93	
02-17-09	03-10-09	-300	PILSMART INC COM STK	5,286.60	5,837.72	551.12	
02-09-09	03-10-09	-100	PS BUSINESS PARKS INC COM REIT	3,191.21	4,223.28	1,032.07	
01-22-09	03-10-09	-100	RLGENCY CFNTRS CORP	2,625.49	3,622.71	997.22	
03-09-09	03-10-09	-100	POLO REALTY AUREN CORP CL A COM STK	3,417.60	3,189.93	-227.67	
03-06-09	03-10-09	-100	POLO REALTY AUREN CORP CL A COM STK	3,417.60	3,214.68	-202.92	
03-05-09	03-10-09	-100	POLO REALTY AUREN CORP CL A COM STK	3,417.60	3,230.29	-187.31	
01-12-09	03-10-09	-100	RED ROBIN GOURMET BURGERS INC COM STK	1,352.67	1,453.77	101.10	
03-09-09	03-10-09	-100	SI GREEN REALTY CORPORATION COM REIT	1,179.82	928.23	-251.59	
01-12-09	03-10-09	-300	SONIC CORP COM STK	1,980.51	3,176.74	1,196.23	
03-03-09	03-10-09	-100	SIMON PROPERTY GROUP INC COM REIT	3,160.05	2,923.03	-237.02	
02-09-09	03-10-09	-100	SUN COMMUNITIES INC COM REIT	902.83	1,242.38	339.55	
01-09-09	03-10-09	-100	TAUBMAN CTRS INC COM REIT	1,598.40	2,345.74	747.34	
06-30-08	03-10-09	-100	TIM HORTONS INC COM STK	2,365.56	2,870.44	504.88	
06-30-08	03-10-09	-100	TIM HORTONS INC COM STK	2,365.56	2,878.45	512.89	
09-22-08	03-10-09	-100	TIM HORTONS INC COM STK	2,365.56	3,094.05	728.49	
11-06-08	03-10-09	-100	UNITED NAT FOODS INC COM STK	1,497.53	2,029.97	532.44	
03-06-09	03-10-09	-100	VORNADO REALTY TRUST COM REIT	3,484.34	2,778.64	-705.70	
03-09-09	03-10-09	-100	VORNADO REALTY TRUST COM REIT	3,484.34	2,898.95	-585.39	
02-26-09	03-10-09	-300	WENDYS/ARBYS GROUP INC CL A	1,218.24	1,447.85	229.61	
02-09-09	03-10-09	-100	WINN-DIXIE STORE	875.91	1,199.05	323.14	
02-06-09	03-10-09	-200	WMS INDUSTRIES INC COM STK	3,544.36	3,930.12	385.76	

Please note Buckingham Capital Management does not render advice on tax matters to clients. This information is not intended as tax advice, and you should consult with your own advisors on such decision. This report may not contain all information necessary to make a tax decision, for example this report does not take into account adjustments due to wash sales.

Buckingham Capital Management  
**REALIZED GAINS AND LOSSES**  
*Leeds Family Foundation -- Retail*  
**038C92429**

*From 01-01-09 Through 12-31-09*

Open Date	Close Date	Quantity	Security	Cost Basis	Proceeds	Gain Or Loss	
						Short Term	Long Term
01-14-09	03-10-09	-100	WEINGARTEN REALTY INVESTORS (F COM REIT	993 68	1,611 53	617 85	
01-12-09	03-10-09	-100	WEINGARTEN REALTY INVESTORS (F COM REIT	993 68	1,751 29	757 61	
03-09-09	03-10-09	-1 300	SPDR S&P 500 ETF	25 636 00	23,999 94	-1 636 06	
10-22-08	03-10-09	-100	YUM BRANDS INC	2 451 33	2,651 24	199 91	
11-10-08	03-10-09	-100	YUM BRANDS INC	2,451 33	2,661 80	210 47	
02-03-09	03-10-09	-700	YUM BRANDS INC	17,159 31	19 473 96	2,314 65	
12-29-08	03-10-09	-100	YUM BRANDS INC	2,451 33	2 956 34	505 01	
11-04-08	03-10-09	-200	YUM BRANDS INC	4,902 66	6,062 80	1,160 14	
10-08-08	03-10-09	100	GENESCO INC COM STK	2 669 97	1,363 60	-1,306 37	
12-29-08	03-10-09	200	GUESS INC COM STK	2 893 00	2,829 68	-63 32	
12-16-08	03-10-09	600	GUESS INC COM STK	8 586 00	8,489 06	-96 94	
12-16-08	03-10-09	200	GUESS INC COM STK	2 861 50	2,829 68	-31 82	
12-01-08	03-10-09	200	FCRFW GROUP INC	1 920 52	1,924 37	3 85	
01-14-09	03-10-09	100	FCRFW GROUP INC	950 02	962 18	12 16	
01-14-09	03-10-09	200	FCRFW GROUP INC	1 900 04	1,919 11	19 07	
01-13-09	03-10-09	500	FCREW GROUP INC	4,745 45	4,797 77	52 32	
02-11-09	03-10-09	100	COLLECTIVE BRANDS INC COM STK	1 100 93	942 46	-158 47	
11-26-08	03-10-09	400	COLLECTIVE BRANDS INC COM STK	2,960 84	3,769 85	809 01	
12-03-08	03-10-09	200	COLLECTIVE BRANDS INC COM STK	1,456 18	1,884 93	428 75	
12-03-08	03-10-09	254	COLLECTIVE BRANDS INC COM STK	1,829 71	2,393 86	564 15	
03-04-09	03-11-09	-100	BEST BUY INC COM STK	2,802 07	2,693 19	-108 88	
03-02-09	03-11-09	-400	BEST BUY INC COM STK	11 208 28	11,205 69	-2 59	
02-02-09	03-11-09	-100	BOSTON PROPERTIES INC MASSACH COM REIT	3,734 81	4,238 53	503 72	
02-02-09	03-11-09	-300	CHEESE CAKE FACTORY INC COM STK	2 719 26	2,568 40	-150 86	
12-01-08	03-11-09	-205	CARNIVAL CORP	4,067 69	4,053 95	-13 74	
12-05-08	03-11-09	-395	CARNIVAL CORP	7 837 75	7,917 21	79 46	
11-25-08	03-11-09	-100	CHIPOTLE MEXICAN GRILL INC COM	5 269 45	4,378 35	-891 11	
01-09-09	03-11-09	-100	FEDERAL REALTY INVESTMENT TRUS COM REIT	4 398 47	5,799 35	1,400 88	
01-14-09	03-11-09	-300	STARWOOD HOTELS & RESORTS COM STK	3,591 48	5,112 12	1,520 64	
09-30-08	03-11-09	-100	STARWOOD HOTELS & RESORTS COM STK	1,197 16	2,777 98	1,580 82	

Please note Buckingham Capital Management does not render advice on tax matters to clients. This information is not intended as tax advice, and you should consult with your own advisors on such decision. This report may not contain all information necessary to make a tax decision, for example this report does not take into account adjustments due to wash sales.



Buckingham Capital Management  
**REALIZED GAINS AND LOSSES**  
*Leeds Family Foundation – Retail*  
**038C92429**

*From 01-01-09 Through 12-31-09*

Open Date	Close Date	Quantity	Security	Cost Basis	Proceeds	Gain Or Loss	
						Short Term	Long Term
09-25-08	03-11-09	-200	IC PENNEY CO INC COM STK	3,296.22	7,082.68	3,786.46	
01-22-09	03-11-09	-100	KIMCO REALTY CORP COM REIT	898.41	1,564.16	665.75	
03-06-09	03-11-09	-300	MARRIOTT INTERNATIONAL INC	4,497.15	3,663.99	-833.16	
10-03-08	03-11-09	-200	MASCO CORP COM STK	954.80	3,429.54	2,474.74	
09-17-08	03-11-09	-100	MASCO CORP COM STK	477.40	1,783.61	1,306.21	
02-04-08	03-11-09	-300	MASCO CORP COM STK	1,432.20	6,724.99	5,292.79	
01-12-09	03-11-09	-100	REGENCY CENTERS CORP	2,743.24	3,836.59	1,093.35	
07-12-07	03-11-09	-200	RUBY THURSDAY INC COM STK	276.78	4,910.46	4,633.68	
03-10-09	03-11-09	-100	SE GREEN REALTY CORPORATION COM REIT	1,235.11	1,114.14	-120.97	
01-12-09	03-11-09	-100	SONIC CORP COM STK	708.06	1,058.91	350.85	
12-22-08	03-11-09	-100	SONIC CORP COM STK	708.06	1,194.77	486.71	
01-09-09	03-11-09	-200	SIMON PROPERTY GROUP INC COM REIT	6,587.60	9,769.00	3,181.40	
03-10-09	03-11-09	-300	STAPLES INC COM STK	4,613.10	4,644.36	31.26	
12-22-08	03-11-09	-100	TAUBMAN CTRS INC COM REIT	1,733.34	2,550.81	817.47	
12-05-08	03-11-09	-8	UDR INC COM REIT	67.97	93.71	25.74	
02-27-09	03-11-09	-200	VORNADO REALTY TRUST COM REIT	7,141.62	6,780.66	-360.96	
02-26-09	03-11-09	-200	WINDYS/ARBYS GROUP INC CL A	885.74	965.23	79.49	
02-06-09	03-11-09	-200	WMS INDUSTRIES INC COM STK	3,764.26	3,953.35	189.09	
02-06-09	03-11-09	-100	WMS INDUSTRIES INC COM STK	1,882.13	1,988.48	106.35	
11-18-08	03-11-09	-100	WMS INDUSTRIES INC COM STK	1,877.62	2,044.83	167.21	
11-13-08	03-11-09	-200	WMS INDUSTRIES INC COM STK	3,755.24	4,266.97	511.73	
11-14-08	03-11-09	-100	WMS INDUSTRIES INC COM STK	1,877.62	2,221.21	343.59	
12-02-08	03-11-09	-100	WMS INDUSTRIES INC COM STK	1,877.62	2,227.97	350.35	
12-02-08	03-11-09	-100	WMS INDUSTRIES INC COM STK	1,878.56	2,227.97	349.41	

Please note: Buckingham Capital Management does not render advice on tax matters to clients. This information is not intended as tax advice, and you should consult with your own advisors on such decision. This report may not contain all information necessary to make a tax decision, for example this report does not take into account adjustments due to wash sales.

Buckingham Capital Management  
**REALIZED GAINS AND LOSSES**  
*Leeds Family Foundation -- Retail*  
**038C92429**  
*From 01-01-09 Through 12-31-09*

Open Date	Close Date	Quantity	Security	Cost Basis	Proceeds	Gain Or Loss	
						Short Term	Long Term
01-23-09	03-11-09	-100	WMS INDUSTRIES INC COM STK	1,878 56	2,298 90	420 34	
01-22-09	03-11-09	-300	WMS INDUSTRIES INC COM STK	5,635 68	7,172 32	1,536 64	
01-14-09	03-11-09	-100	WMS INDUSTRIES INC COM STK	1,878 56	2,420 15	541 59	
01-09-09	03-11-09	-200	WELINGARTEN REALTY INVESTORS (F COM REIT	2 168 70	3,760 24	1,591 54	
03-05-09	03-11-09	-1 100	SPDR S&P REITAIL FFF	22,047 30	20,933 54	-1 113 76	
03-03-09	03-11-09	-1 900	SPDR S&P REITAIL FFF	38 081 70	36,202 77	-1,878 93	
03-02-09	03-11-09	-1,900	SPDR S&P REITAIL FFF	38,081 70	36,687 08	-1,394 62	
02-23-09	03-11-09	-1 200	SPDR S&P REITAIL FFF	24,051 60	23,488 18	-563 42	
02-02-09	03-11-09	-200	SPDR S&P REITAIL FFF	4 008 60	3,924 16	-84 44	
02-20-09	03-11-09	-2 600	SPDR S&P REITAIL FFF	52,111 80	51,060 33	-1,051 47	
02-25-09	03-11-09	-1,200	SPDR S&P REITAIL FFF	24,051 60	23,611 54	-440 06	
01-22-09	03-11-09	-1 500	SPDR S&P REITAIL FFF	30,064 50	29,635 48	-429 02	
12-16-08	03-11-09	200	GUESS INC COM STK	2,861 50	2,899 28	37 78	
01-13-09	03-11-09	100	J CREW GROUP INC	949 09	1,068 98	119 89	
01-13-09	03-11-09	700	J CREW GROUP INC	6,634 67	7,482 89	848 22	
01-13-09	03-11-09	300	J CREW GROUP INC	2,843 43	3,160 45	317 02	
01-14-09	03-11-09	300	J CREW GROUP INC	2,824 59	3,160 45	335 86	
12-02-08	03-11-09	600	J CREW GROUP INC	5,579 16	6,320 90	741 74	
01-14-09	03-11-09	200	J CREW GROUP INC	1,844 12	2,106 97	262 85	
05-08-07	03-11-09	100	PHILLIPS-VAN HEUSEN CORP COM STK	5,365 69	1,543 03		-3,822 66
05-03-07	03-11-09	100	PHILLIPS-VAN HEUSEN CORP COM STK	5 354 91	1,543 03		-3,811 88
03-03-09	03-12-09	-200	BTD BATH BEYOND INC COM STK	4 510 04	4,062 51	-447 53	
03-02-09	03-12-09	-200	BURGER KING HOLDINGS INC COM	4 513 50	4,257 17	-256 33	
03-05-09	03-12-09	-100	BURGER KING HOLDINGS INC COM	2,256 75	2 137 18	-119 57	
02-02-09	03-12-09	-100	CHEESECAKE FACTORY INC COM STK	973 67	856 13	-117 54	
02-03-09	03-12-09	-100	CHEESECAKE FACTORY INC COM STK	973 67	890 64	-83 03	
03-04-09	03-12-09	-100	COSTCO WHSL CORP NEW COM STK	4,096 83	4,088 02	-8 81	
03-03-09	03-12-09	-200	COSTCO WHSL CORP NEW COM STK	8,193 66	8,194 57	0 91	
05-07-08	03-12-09	-100	CALIFORNIA PIZZA KITCHEN INC COM STK	1,154 00	1,611 33	457 33	
03-06-09	03-12-09	-300	HOMI DEPOI INC COM STK	6 073 53	5 269 17	-804 36	
02-03-09	03-12-09	-300	HOMI DEPOI INC COM STK	6 073 53	6,324 86	251 33	
09-25-08	03-12-09	-300	JC PENNEY CO INC COM STK	4,979 46	10,624 02	5,644 56	

Please note Buckingham Capital Management does not render advice on tax matters to clients. This information is not intended as tax advice and you should consult with your own advisors on such decision. This report may not contain all information necessary to make a tax decision, for example this report does not take into account adjustments due to wash sales.

Buckingham Capital Management  
**REALIZED GAINS AND LOSSES**  
*Leeds Family Foundation -- Retail*  
**038C92429**  
*From 01-01-09 Through 12-31-09*

Open Date	Close Date	Quantity	Security	Cost Basis	Proceeds	Gain Or Loss	
						Short Term	Long Term
01-22-09	03-12-09	-400	P F CHANG'S CHINA BISTRO INC COM STK	8,326.00	7,325.03	-1,000.97	
02-06-09	03-12-09	-100	P F CHANG'S CHINA BISTRO INC COM STK	2,081.50	1,846.36	-235.14	
01-16-09	03-12-09	-100	P F CHANG'S CHINA BISTRO INC COM STK	2,081.50	1,849.68	-231.82	
01-12-09	03-12-09	-100	RED ROBIN GOURMET BURGERS INC COM STK	1,424.15	1,453.77	29.62	
10-02-08	03-12-09	-100	RED ROBIN GOURMET BURGERS INC COM STK	1,424.15	2,530.29	1,106.14	
12-22-08	03-12-09	-200	SONIC CORP COM STK	1,591.08	2,446.98	855.90	
08-19-08	03-12-09	-100	TIM HORTONS INC COM STK	2,490.40	3,126.12	635.72	
11-25-08	03-12-09	-300	TIFFANY & CO COM STK	5,855.46	6,130.46	275.00	
02-26-09	03-12-09	-100	WINDYS ARBYS GROUP INC CL A	495.66	482.62	-13.04	
01-14-09	03-12-09	-100	WMS INDUSTRIES INC COM STK	1,976.47	2,420.15	443.68	
01-29-09	03-12-09	-100	WMS INDUSTRIES INC COM STK	1,976.47	2,445.98	469.51	
01-14-09	03-12-09	-100	WMS INDUSTRIES INC COM STK	1,976.47	2,450.98	474.51	
01-22-09	03-12-09	-2,200	SPDR S&P 500 ETF	45,350.36	43,465.37	-1,884.99	
12-16-08	03-12-09	300	GUSS INC COM STK	4,292.25	4,205.22	-87.03	
02-26-09	03-12-09	100	PANIRA BREAD CO CL A COM STK	4,501.44	4,926.62	425.18	
05-02-07	03-12-09	100	PHILLIPS-VAN HEUSEN CORP COM STK	5,340.19	1,628.02		-3,712.17
10-03-07	03-12-09	100	PHILLIPS-VAN HEUSEN CORP COM STK	5,277.90	1,628.02		-3,649.88
10-11-07	03-12-09	100	PHILLIPS-VAN HEUSEN CORP COM STK	5,013.34	1,628.02		-3,385.32
10-17-07	03-12-09	300	PHILLIPS-VAN HEUSEN CORP COM STK	14,946.36	4,884.06		-10,062.30
05-14-08	03-12-09	100	PHILLIPS-VAN HEUSEN CORP COM STK	4,753.62	1,628.02	-3,125.60	
10-18-07	03-12-09	100	PHILLIPS-VAN HEUSEN CORP COM STK	4,728.97	1,628.02		-3,100.95
10-31-07	03-12-09	100	PHILLIPS-VAN HEUSEN CORP COM STK	4,658.79	1,614.09		-3,044.70
09-19-08	03-12-09	100	PHILLIPS-VAN HEUSEN CORP COM STK	4,324.91	1,614.09	-2,710.82	
03-11-09	03-12-09	100	WARNACO GROUP INC COM STK	21,551.09	21,801.10	250.01	
03-11-09	03-12-09	400	WARNACO GROUP INC COM STK	7,836.76	7,931.47	94.71	

Please note: Buckingham Capital Management does not render advice on tax matters to clients. This information is not intended as tax advice, and you should consult with your own advisors on such decision. This report may not contain all information necessary to make a tax decision; for example, this report does not take into account adjustments due to wash sales.

Buckingham Capital Management  
**REALIZED GAINS AND LOSSES**  
*Leeds Family Foundation -- Retail*  
**038C92429**  
*From 01-01-09 Through 12-31-09*

Open Date	Close Date	Quantity	Security	Cost Basis	Proceeds	Gain Or Loss	
						Short Term	Long Term
03-11-09	03-12-09	100	WARNACO GROUP INC COM STK	1 938 01	1,982 87	44 86	
03-11-09	03-12-09	200	WARNACO GROUP INC COM STK	3,876 02	3 946 97	70 95	
10-10-08	03-13-09	-100	DOUGLAS H HDG NPV ORDS	3 889 53	3,982 58	93 05	
03-09-09	03-13-09	-300	ABFRCROMBIE & FITCH CO CL A COM STK	6 431 16	5,176 74	-1,254 42	
03-11-09	03-13-09	-200	ABFRCROMBIE & FITCH CO CL A COM STK	4,287 44	3,886 55	-400 89	
02-20-09	03-13-09	-200	ABFRCROMBIE & FITCH CO CL A COM STK	4,287 44	4,924 97	637 53	
02-02-09	03-13-09	-100	BOSTON PROPERTIES INC MASSACH COM REIT	3,780 29	4,238 53	458 24	
02-03-09	03-13-09	-200	CHIFFS CAKE FACTORY INC COM STK	1 986 52	1,781 29	-205 23	
12-05-08	03-13-09	-5	CARNIVAL CORP	103 84	100 22	-3 62	
01-16-09	03-13-09	-95	CARNIVAL CORP	1,973 04	1,983 59	10 55	
11-25-08	03-13-09	-100	CHIPOTLE MEXICAN GRILL INC COM	5,570 70	4,378 35	-1,192 36	
11-26-08	03-13-09	-100	CHIPOTLE MEXICAN GRILL INC COM	5 570 70	4,511 02	-1,059 68	
11-26-08	03-13-09	-200	CHIPOTLE MEXICAN GRILL INC COM	11 141 40	9,084 28	-2,057 12	
02-26-09	03-13-09	-300	DARDEN RESTAURANTS INC COM STK	8,468 43	7 913 36	-555 08	
01-09-09	03-13-09	-100	EDFRAI REALTY INVESTMENT TRUS COM REIT	4 635 22	5,799 35	1,164 13	
09-24-08	03-13-09	-100	MCCORMICK & SCHMICKS SEAFOOD COM STK	326 59	930 32	603 73	
01-13-09	03-13-09	-200	PEI CHANG'S CHINA BISTRO INC COM STK	4,309 46	3,778 07	-531 39	
01-13-09	03-13-09	-100	PEI CHANG'S CHINA BISTRO INC COM STK	2 154 73	1,895 98	-258 75	
10-15-08	03-13-09	-100	PEI CHANG'S CHINA BISTRO INC COM STK	2,154 73	1,906 07	-248 66	
10-15-08	03-13-09	-300	PEI CHANG'S CHINA BISTRO INC COM STK	6 619 59	5,718 20	-901 39	
09-24-08	03-13-09	-300	RED ROBIN GOURMET BURGERS INC COM STK	4,337 88	8,239 66	3,901 78	
01-23-09	03-13-09	-100	SEAGREEN REALTY CORPORATION COM REIT	1,296 73	1 457 63	160 90	
10-02-08	03-13-09	-200	SONIC CORP COM STK	1,580 82	2,825 92	1,245 10	

Please note Buckingham Capital Management does not render advice on tax matters to clients. This information is not intended as tax advice, and you should consult with your own advisors on such decision. This report may not contain all information necessary to make a tax decision, for example this report does not take into account adjustments due to wash sales.

Buckingham Capital Management  
**REALIZED GAINS AND LOSSES**  
*Leeds Family Foundation -- Retail*  
**038C92429**  
*From 01-01-09 Through 12-31-09*

Open Date	Close Date	Quantity	Security	Cost Basis	Proceeds	Gain Or Loss	
						Short Term	Long Term
09-24-08	03-13-09	-100	SONIC CORP COM STK	790 41	1,521 95	731 54	
12-22-08	03-13-09	-100	TAUBMAN CTRS INC COM REIT	1 782 99	2,583 82	800 83	
12-23-08	03-13-09	-100	TAUBMAN CTRS INC COM REIT	1,782 99	2,624 80	841 81	
09-05-08	03-13-09	-200	TAUBMAN CTRS INC COM REIT	3,565 98	9,590 02	6,024 04	
11-25-08	03-13-09	-300	HILFANY & CO COM STK	5,907 21	6,130 46	223 25	
02-02-09	03-13-09	-200	VORNADO REALTY TRUST COM REIT	7,579 24	10,008 34	2,429 10	
01-29-09	03-13-09	-100	WMS INDUSTRIES INC COM STK	1,967 73	2,462 69	494 96	
01-09-09	03-13-09	-100	WINGARTEN REALTY INVESTORS (I) COM REIT	1 051 36	1,880 12	828 76	
01-22-09	03-13-09	-1 100	SPIR S&P REIT AILEY I F	22 827 53	21,732 69	-1,094 84	
02-19-09	03-13-09	100	AEROPOSTAL COM STK	2 195 07	2 509 95	314 88	
02-26-09	03-13-09	388	AC DIVISION BLIZZARD INC COM STK	3 959 04	3,792 99	-166 05	
02-27-09	03-13-09	300	AC DIVISION BLIZZARD INC COM STK	3,042 75	2,932 72	-110 03	
02-27-09	03-13-09	300	AC DIVISION BLIZZARD INC COM STK	3,020 70	2 932 72	-87 98	
03-04-09	03-13-09	400	AC DIVISION BLIZZARD INC COM STK	4,025 52	3,910 30	-115 22	
03-03-09	03-13-09	100	AC DIVISION BLIZZARD INC COM STK	994 58	977 57	-17 01	
02-24-09	03-13-09	300	AC DIVISION BLIZZARD INC COM STK	2,923 65	2,932 72	9 07	
02-23-09	03-13-09	200	AC DIVISION BLIZZARD INC COM STK	1,893 00	1,955 15	62 15	
02-23-09	03-13-09	400	AC DIVISION BLIZZARD INC COM STK	3,784 36	3,910 30	125 94	
03-11-09	03-13-09	500	WARNACO GROUP INC COM STK	9 661 20	9,844 99	183 79	
03-11-09	03-13-09	100	WARNACO GROUP INC COM STK	1 932 24	1,987 50	55 26	
10-08-08	03-16-09	-100	DOUGLAS HUDG NPV ORDS	4 039 97	4,218 15	178 18	
10-09-08	03-16-09	-100	GLOX SPA (I) A LISTING)	615 17	804 20	189 03	
10-10-08	03-16-09	-100	INDIX ORDS SHS (SPA LISTED)	3,391 45	3,521 29	129 84	
10-10-08	03-16-09	-100	VMH MOFI	6,313 01	6,466 59	153 58	
01-15-08	03-16-09	-400	HOMERETAIL GROUP (UKM LISTING)	1 159 14	2,158 18	999 04	
12-18-07	03-16-09	-200	HOMERETAIL GROUP (UKM LISTING)	579 57	1,289 76	710 19	

Please note Buckingham Capital Management does not render advice on tax matters to clients. This information is not intended as tax advice, and you should consult with your own advisors on such decision. This report may not contain all information necessary to make a tax decision, for example this report does not take into account adjustments due to wash sales.

Buckingham Capital Management  
**REALIZED GAINS AND LOSSES**  
*Leeds Family Foundation – Retail*  
**038C92429**  
*From 01-01-09 Through 12-31-09*

Open Date	Close Date	Quantity	Security	Cost Basis	Proceeds	Gain Or Loss	
						Short Term	Long Term
12-28-07	03-16-09	-200	HOMER LEAH GROUP (UKM LISTING)	579.57	1,290.38	710.81	
12-27-07	03-16-09	-200	HOMER LEAH GROUP (UKM LISTING)	579.57	1,306.80	727.23	
10-27-08	03-16-09	-540	KINGFISHER PLC (UKM LISTING)	1,013.83	825.72	-188.11	
11-13-08	03-16-09	-267	KINGFISHER PLC (UKM LISTING)	501.28	415.58	-85.70	
11-14-08	03-16-09	-266	KINGFISHER PLC (UKM LISTING)	499.41	441.45	-57.96	
11-06-08	03-16-09	-546	KINGFISHER PLC (UKM LISTING)	1,025.10	1,060.99	35.89	
11-07-08	03-16-09	-271	KINGFISHER PLC (UKM LISTING)	508.79	545.84	37.05	
03-09-09	03-16-09	-200	SAB MILLER PLC USD0.10 ORDS	2,788.29	2,532.13	-256.16	
03-06-09	03-16-09	-100	SAB MILLER PLC USD0.10 ORDS	1,394.15	1,308.59	-85.57	
11-13-08	03-16-09	-107	SIGNET GROUP PLC (UKM LISTING)	972.21	1,029.50	57.29	
11-03-08	03-16-09	-163	SIGNET GROUP PLC (UKM LISTING)	1,481.04	1,682.63	201.59	
02-24-09	03-16-09	-256	SPORTS DIRECT INTERNATIONAL PLC	236.10	205.11	-30.99	
02-23-09	03-16-09	-344	SPORTS DIRECT INTERNATIONAL PLC	317.25	289.47	-27.78	
10-07-08	03-16-09	-160	AMIR CMPS COMM	2,966.26	4,915.30	1,949.04	
03-05-09	03-16-09	-500	ARCHER-DANIELS-MIDLAND CO COM STK	14,297.55	12,798.02	-1,499.53	
02-26-09	03-16-09	-100	ARCHER-DANIELS-MIDLAND CO COM STK	2,859.51	2,713.60	-145.91	
10-24-08	03-16-09	-200	BLACK & DECKER CORP COM	4,979.22	8,961.32	3,982.10	
03-05-09	03-16-09	-300	BURGER KING HOLDINGS INC COM	6,704.28	6,411.53	-292.75	
01-23-09	03-16-09	-100	BIOMEDICAL TRUST INC COM STK	837.71	1,123.14	285.43	
01-16-09	03-16-09	-300	CARNIVAL CORP	6,280.32	6,263.96	-16.36	
09-05-08	03-16-09	-200	CAMDEN PROPERTY TRUST COM REIT	4,567.64	9,419.37	4,851.73	
10-06-08	03-16-09	-100	COUSINS PROPERTIES INC COM REIT	726.78	2,008.86	1,282.08	
09-05-08	03-16-09	-125	COUSINS PROPERTIES INC COM REIT	908.48	2,960.81	2,052.33	
01-12-09	03-16-09	-200	DUKLE REALTY CORP COM STK	1,149.30	2,008.42	859.12	
02-26-09	03-16-09	-500	DARDEN RESTAURANTS INC COM STK	14,787.70	13,188.93	-1,598.78	

Please note Buckingham Capital Management does not render advice on tax matters to clients. This information is not intended as tax advice, and you should consult with your own advisors on such decision. This report may not contain all information necessary to make a tax decision, for example this report does not take into account adjustments due to wash sales.

Buckingham Capital Management  
**REALIZED GAINS AND LOSSES**  
*Leeds Family Foundation -- Retail*  
**038C92429**

*From 01-01-09 Through 12-31-09*

Open Date	Close Date	Quantity	Security	Cost Basis	Proceeds	Gain Or Loss	
						Short Term	Long Term
03-02-09	03-16-09	-100	DARDEN RESTAURANTS INC COM STK	2,957.54	2,652.53	-305.01	
11-13-08	03-16-09	-200	EXTRA SPACE STORAGE INC	1,085.44	1,878.85	793.41	
10-07-08	03-16-09	-200	HIGHWOODS PROPERTIES INC COM REIT	4,073.52	5,671.02	1,597.50	
02-10-09	03-16-09	-100	HARVEY DAVIDSON INC COM STK	1,160.06	1,357.90	197.84	
02-06-09	03-16-09	-100	HARVEY DAVIDSON INC COM STK	1,160.06	1,419.63	259.57	
03-03-09	03-16-09	-200	MOHAWK INDS INC COM STK	4,485.22	4,135.05	-350.17	
10-09-08	03-16-09	-100	P.F. CHANG'S CHINA BISTRO INC COM STK	2,278.09	1,956.54	-321.55	
01-12-09	03-16-09	-200	P.F. CHANG'S CHINA BISTRO INC COM STK	4,556.18	3,955.45	-600.73	
09-24-08	03-16-09	-200	SONIC CORP COM STK	1,609.98	3,043.90	1,433.92	
09-19-08	03-16-09	-100	SONIC CORP COM STK	804.99	1,690.26	885.27	
09-19-08	03-16-09	-100	SONIC CORP COM STK	812.33	1,690.26	877.93	
01-12-09	03-16-09	-200	SOVRAN SELF STORAGE INC COM REIT	4,201.22	5,454.84	1,253.62	
09-20-07	03-16-09	-100	TIM HORTONS INC COM STK	2,505.83	3,430.45	924.62	
01-22-09	03-16-09	-500	HIFANY & CO COM STK	9,904.70	10,391.84	487.14	
01-20-09	03-16-09	-100	UNIT DRENIALS INC COM STK	355.68	566.61	210.93	
10-24-08	03-16-09	-300	UNIT DRENIALS INC COM STK	1,067.04	2,362.54	1,295.50	
10-22-08	03-16-09	-100	UNIT DRENIALS INC COM STK	355.68	836.46	480.78	
10-21-08	03-16-09	-200	UNIT DRENIALS INC COM STK	711.36	1,939.49	1,228.13	
02-26-09	03-16-09	-700	WENDYS/ARBYS GROUP INC CL A	3,460.10	3,387.35	-72.75	
02-20-09	03-16-09	300	CHICOS FAS INC COM STK	1,345.44	1,509.62	164.18	
02-06-09	03-16-09	400	CHICOS FAS INC COM STK	1,664.00	2,012.83	348.83	
02-19-09	03-16-09	200	KOHL'S CORP COM STK	7,027.12	7,464.51	437.39	
09-19-08	03-16-09	200	PHILIPS-VAN HEUSEN CORP COM STK	8,649.82	3,366.36	-5,283.46	
12-11-07	03-16-09	100	PHILIPS-VAN HEUSEN CORP COM STK	4,224.23	1,683.18		-2,541.05

Please note: Buckingham Capital Management does not render advice on tax matters to clients. This information is not intended as tax advice, and you should consult with your own advisors on such decision. This report may not contain all information necessary to make a tax decision, for example this report does not take into account adjustments due to wash sales.

Buckingham Capital Management  
**REALIZED GAINS AND LOSSES**  
*Leeds Family Foundation – Retail*  
**038C92429**

*From 01-01-09 Through 12-31-09*

Open Date	Close Date	Quantity	Security	Cost Basis	Proceeds	Gain Or Loss	
						Short Term	Long Term
06-24-08	03-16-09	100	PHIL LIPS-VAN HEUSEN CORP COM STK	3,907 02	1,683 18	-2,223 84	
10-10-08	03-16-09	400	WAL-MART STORES INC COM STK	20,737 44	19,512 49	-1,224 95	
01-12-09	03-16-09	300	WAL-MART STORES INC COM STK	15 528 93	14,634 36	-894 57	
03-11-09	03-16-09	200	WARNACO GROUP INC COM STK	3,864 48	3,801 31	-63 17	
03-11-09	03-16-09	100	WARNACO GROUP INC COM STK	1,932 24	1,919 36	-12 88	
03-11-09	03-16-09	100	WARNACO GROUP INC COM STK	1,923 55	1,926 98	3 43	
12-18-07	03-17-09	-100	DOUGLAS HDG NPV ORDS	4,049 17	5,627 93	1,578 76	
10-10-08	03-17-09	-200	VMH MOET	12,384 37	12,933 18	548 81	
11-03-08	03-17-09	-37	SIGNET GROUP PLC (UKM LISTING)	328 82	381 95	53 13	
10-30-08	03-17-09	-335	SIGNET GROUP PLC (UKM LISTING)	2,977 15	3,560 96	583 81	
02-20-09	03-17-09	-300	ABERCROMBIE & FITCH CO CL A COM STK	6,463 32	7,387 45	924 13	
02-23-09	03-17-09	-100	BED BATH BEYOND INC COM STK	2,265 96	2,057 86	-208 10	
10-14-08	03-17-09	-100	BED BATH BEYOND INC COM STK	2,265 96	2,645 48	379 52	
10-06-08	03-17-09	-100	BED BATH BEYOND INC COM STK	2,265 96	2,819 59	553 63	
03-13-09	03-17-09	-300	BEST BUY INC COM STK	8,879 01	8,910 79	31 78	
02-03-09	03-17-09	-200	BURGER KING HOLDINGS INC COM	4 488 76	4 322 36	-166 41	
01-16-09	03-17-09	-205	CARNIVAL CORP	4,235 53	4,280 37	44 84	
02-10-09	03-17-09	-95	CARNIVAL CORP	1,962 80	1,999 67	36 87	
02-03-09	03-17-09	-300	HOME DEPOT INC COM STK	6,447 27	6,324 86	-122 41	
09-24-08	03-17-09	-300	IC PENNY CO INC COM STK	5,009 25	10,800 57	5,791 32	
01-07-09	03-17-09	-200	P F CHANG'S CHINA BISTRO INC COM STK	4,244 26	4,333 05	88 79	
01-07-09	03-17-09	-100	P F CHANG'S CHINA BISTRO INC COM STK	2,142 00	2,166 53	24 53	
03-05-09	03-17-09	-200	ROSS STORES COM	6,617 00	6,098 25	-518 75	
12-12-08	03-17-09	-400	TIFFANY & CO COM STK	7,978 36	8,912 94	934 58	
01-09-09	03-17-09	-100	TIFFANY & CO COM STK	1,994 59	2,272 99	278 40	
10-21-08	03-17-09	-400	UNITED RENTALS INC COM STK	1,466 92	3,878 97	2,412 05	

Please note Buckingham Capital Management does not render advice on tax matters to clients. This information is not intended as tax advice, and you should consult with your own advisors on such decision. This report may not contain all information necessary to make a tax decision, for example this report does not take into account adjustments due to wash sales.



Buckingham Capital Management  
**REALIZED GAINS AND LOSSES**  
*Leeds Family Foundation -- Retail*  
**038C92429**  
*From 01-01-09 Through 12-31-09*

Open Date	Close Date	Quantity	Security	Cost Basis	Proceeds	Gain Or Loss	
						Short Term	Long Term
01-29-09	03-17-09	-200	WMS INDUSTRIES INC COM STK	4,142 18	4,925 39	783 21	
01-29-09	03-17-09	-100	WMS INDUSTRIES INC COM STK	2,071 09	2,492 01	420 92	
01-09-09	03-17-09	-100	WMS INDUSTRIES INC COM STK	2,071 09	2,635 03	563 94	
02-06-09	03-17-09	300	CHICOSAS INC COM STK	1 248 00	1,492 10	244 10	
01-12-09	03-17-09	400	WAL-MART STORES INC COM STK	20,705 24	19,717 36	-987 88	
03-11-09	03-17-09	700	WARNACO GROUP INC COM STK	13 464 85	13,102 52	-362 33	
03-11-09	03-17-09	200	WARNACO GROUP INC COM STK	3 829 30	3,743 58	-85 72	
02-20-09	03-18-09	-2	CALL - ICG 100 @ 10 EXP 03 21 2009	194 00	194 00	0 00	
01-03-08	03-18-09	-100	DOUGLAS HDG NPV ORDS	4,124 79	5,734 81	1,610 02	
10-30-08	03-18-09	-113	SIGNET GROUP PLC (UK LISTING)	1,066 24	1,201 16	134 92	
02-26-09	03-18-09	-200	ARCHER-DANIELS MIDLAND CO COM STK	5 732 02	5,427 21	-304 81	
02-23-09	03-18-09	-300	ARCHER-DANIELS MIDLAND CO COM STK	8,598 03	8,214 76	-383 27	
02-20-09	03-18-09	-600	ABERCROMBIE & FITCH CO CL A COM STK	13,714 92	14,774 91	1,059 99	
02-02-09	03-18-09	-300	BURGER KING HOLDINGS INC COM	6,916 02	6,540 08	-375 94	
03-03-09	03-18-09	-200	BURGER KING HOLDINGS INC COM	4,610 68	4,443 65	-167 03	
01-12-09	03-18-09	-100	BRE PROPERTIES INC CL A COM RTIF	2,227 73	2,498 55	270 82	
09-05-08	03-18-09	-90	BRE PROPERTIES INC CL A COM RTIF	2 004 96	4,272 88	2,267 92	
01-29-09	03-18-09	-100	CRACKER BARREL OLD COUNTRY STORE INC	2,776 17	1,863 48	-912 69	
10-15-08	03-18-09	-100	CRACKER BARREL OLD COUNTRY STORE INC	2 776 17	2,051 17	-725 00	
10-06-08	03-18-09	-100	CRACKER BARREL OLD COUNTRY STORE INC	2,776 17	2,196 56	-579 61	
02-03-09	03-18-09	-100	HOML DEPOT INC COM STK	2 279 54	2,108 29	-171 25	
02-11-09	03-18-09	-200	HOML DEPOT INC COM STK	4 559 08	4,386 79	-172 29	
09-24-08	03-18-09	-500	JC PENNEY CO INC COM STK	8,926 40	18,000 94	9,074 54	
09-18-08	03-18-09	-300	JC PENNEY CO INC COM STK	5 355 84	11,218 50	5,862 66	

Please note Buckingham Capital Management does not render advice on tax matters to clients. This information is not intended as tax advice and you should consult with your own advisors on such decision. This report may not contain all information necessary to make a tax decision for example this report does not take into account adjustments due to wash sales.

Buckingham Capital Management  
**REALIZED GAINS AND LOSSES**  
*Leeds Family Foundation -- Retail*  
**038C92429**  
*From 01-01-09 Through 12-31-09*

Open Date	Close Date	Quantity	Security	Cost Basis	Proceeds	Gain Or Loss	
						Short Term	Long Term
01-22-09	03-18-09	-200	KIMCO REALTY CORP COM RHT	1,688.38	3,128.32	1,439.94	
01-07-09	03-18-09	-100	PEI CHANG'S CHINA BISTRO INC COM STK	2,271.38	2,166.53	-104.85	
10-02-08	03-18-09	-200	PARKWAY PROPERTIES INC COM STK	2,468.50	7,287.69	4,819.19	
03-05-09	03-18-09	-300	POLO RALPH LAUREN CORP CL A COM STK	12,075.60	9,690.87	-2,384.73	
03-05-09	03-18-09	-400	ROSS STORES COM	13,546.48	12,196.49	-1,349.99	
10-07-08	03-18-09	-200	SUN COMMUNITIES INC COM RHT	2,157.72	3,220.88	1,063.16	
09-08-08	03-18-09	-100	TAUBMAN CTRS INC COM RHT	1,673.41	5,073.06	3,399.65	
04-01-08	03-18-09	-100	TIM HORTONS INC COM STK	2,584.57	3,460.87	876.30	
02-22-08	03-18-09	-100	TIM HORTONS INC COM STK	2,584.57	3,472.07	887.50	
04-03-08	03-18-09	-200	TIM HORTONS INC COM STK	5,169.14	7,042.84	1,873.70	
11-01-07	03-18-09	-100	TIM HORTONS INC COM STK	2,584.57	3,766.39	1,181.82	
01-09-09	03-18-09	-200	WMS INDUSTRIES INC COM STK	4,286.20	5,270.05	983.85	
01-09-09	03-18-09	-100	WMS INDUSTRIES INC COM STK	2,171.78	2,635.03	463.25	
02-06-09	03-18-09	400	CHICOS LAS INC COM STK	1,664.00	2,025.82	361.82	
03-18-09	03-18-09	200	FCRI W GROUP INC	2,620.72	2,189.98	-430.74	
02-02-09	03-18-09	600	MACYS INC COM STK	5,580.48	5,009.49	-570.99	
02-27-08	03-18-09	100	PHILIPS-VAN HEUSEN CORP COM STK	3,900.89	1,833.79		-2,067.10
12-05-07	03-18-09	300	PHILIPS-VAN HEUSEN CORP COM STK	11,503.65	5,501.36		-6,002.29
09-24-08	03-18-09	100	PHILIPS-VAN HEUSEN CORP COM STK	3,805.00	1,841.31	-1,963.69	
03-11-09	03-18-09	100	WARNACO GROUP INC COM STK	1,886.27	1,938.06	51.79	
03-11-09	03-18-09	200	WARNACO GROUP INC COM STK	3,733.46	3,876.11	142.65	
02-27-09	03-18-09	300	WYNDHAM WORLDWIDE CORP	1,148.37	1,238.24	89.87	
03-10-09	03-18-09	300	WYNDHAM WORLDWIDE CORP	1,130.46	1,286.39	155.93	
02-12-09	03-19-09	-6	CALI - GLS 100@17 1/2EXP 03/21/2009	417.42	732.00	314.58	
12-27-07	03-19-09	-100	DOUGLAS HLDG NPV ORDS	4,197.30	5,741.81	1,544.51	

Please note Buckingham Capital Management does not render advice on tax matters to clients. This information is not intended as tax advice, and you should consult with your own advisors on such decision. This report may not contain all information necessary to make a tax decision, for example this report does not take into account adjustments due to wash sales.

Buckingham Capital Management  
**REALIZED GAINS AND LOSSES**  
*Leeds Family Foundation -- Retail*  
**038C92429**  
*From 01-01-09 Through 12-31-09*

Open Date	Close Date	Quantity	Security	Cost Basis	Proceeds	Gain Or Loss	
						Short Term	Long Term
10-30-08	03-19-09	-52	SIGNET GROUP PLC (UK LISTING)	543 51	552 75	9 24	
11-11-08	03-19-09	-108	SIGNET GROUP PLC (UK LISTING)	1 128 82	1,219 89	91 07	
11-04-08	03-19-09	-36	SIGNET GROUP PLC (UK LISTING)	376 27	416 03	39 76	
10-06-08	03-19-09	-200	BOB EVANS FARMS INC COM STK	4 310 42	4,815 47	505 05	
10-14-08	03-19-09	-100	BOB EVANS FARMS INC COM STK	2,155 21	2 408 06	252 85	
02-10-09	03-19-09	-205	CARNIVAL CORP	4,627 92	4,315 08	-312 84	
03-18-09	03-19-09	-300	CARNIVAL CORP	6 772 56	6,348 11	-424 45	
11-10-08	03-19-09	-195	CARNIVAL CORP	4,402 16	4,133 35	-268 81	
01-07-09	03-19-09	-200	PEI CHANG'S CHINA BISTRO INC COM STK	4 844 80	4,333 05	-511 75	
03-05-09	03-19-09	-200	ROSS STORES COM	6 841 88	6,098 25	-743 63	
03-05-09	03-19-09	-100	ROSS STORES COM	3,406 06	3,049 12	-356 94	
02-19-09	03-19-09	400	AEROPOSTALE COM STK	8,780 28	10,221 06	1,440 78	
02-20-09	03-19-09	200	AEROPOSTALE COM STK	4 373 82	5,110 53	736 71	
02-23-09	03-19-09	100	AEROPOSTALE COM STK	2,173 69	2,555 26	381 57	
01-28-09	03-19-09	200	DOLLAR TREE INC COM STK	8,736 54	8,239 11	-497 43	
03-13-09	03-19-09	200	ROYAL CARIBBEAN CRUISES LTD	1,593 68	1,702 95	109 27	
03-17-09	03-19-09	100	ROYAL CARIBBEAN CRUISES LTD	781 93	851 47	69 54	
03-17-09	03-19-09	200	ROYAL CARIBBEAN CRUISES LTD	1,563 86	1,701 31	137 45	
03-16-09	03-19-09	100	ROYAL CARIBBEAN CRUISES LTD	779 20	850 65	71 45	
03-11-09	03-19-09	100	WARNACO GROUP INC COM STK	1,866 73	2,049 51	182 78	
02-26-09	03-19-09	300	WYNDHAM WORLDWIDE CORP	1,113 45	1,266 38	152 93	
02-20-09	03-20-09	-13	CALL - AEO 100 @ 10 EXP 03/21 2009	799 49	799 49	0 00	
01-26-09	03-20-09	-6	CALL - AEO 100 @ 10 EXP 03/21 2009	533 99	533 99	0 00	
02-05-09	03-20-09	-7	CALL - ARO 100 @ 25 EXP 03/21 2009	0 00	818 99	818 99	
12-24-08	03-20-09	-5	CALL - BKE 100 @ 30 EXP 03/21 2009	0 00	446 24	446 24	
02-20-09	03-20-09	-6	CALL - DQO 100 @ 40 EXP 03/21 2009	293 99	293 99	0 00	
01-28-09	03-20-09	-6	CALL - DTQ 100 @ 10 EXP 03/21 2009 DRLSS	489 59	489 59	0 00	

Please note Buckingham Capital Management does not render advice on tax matters to clients. This information is not intended as tax advice, and you should consult with your own advisors on such decision. This report may not contain all information necessary to make a tax decision, for example this report does not take into account adjustments due to wash sales.

Buckingham Capital Management  
**REALIZED GAINS AND LOSSES**  
*Leeds Family Foundation -- Retail*  
**038C92429**

*From 01-01-09 Through 12-31-09*

Open Date	Close Date	Quantity	Security	Cost Basis	Proceeds	Gain Or Loss	
						Short Term	Long Term
02-09-09	03-20-09	-13	CAL L- FUA 100@12 1/21 XP 03/21/2009	1,260.99	1,260.99	0.00	
02-12-09	03-20-09	-7	CAL L- GIS 100@17 1/21 XP 03/21/2009	0.00	853.99	853.99	
02-20-09	03-20-09	-5	CAL L- JCG 100 @ 10 EXP 03/21/2009	484.99	484.99	0.00	
01-20-09	03-20-09	-6	CAL L- JCG 100 @ 10 EXP 03/21/2009	593.99	593.99	0.00	
01-16-09	03-20-09	-19	CAL L- JCG 100 @ 10 EXP 03/21/2009	2,507.98	2,507.98	0.00	
01-09-09	03-20-09	-7	CAL L- JCG 100 @ 10 EXP 03/21/2009	1,157.44	1,157.44	0.00	
02-09-09	03-20-09	-7	CAL L- JCG 100 @ 15 EXP 03/21/2009	0.00	342.99	342.99	
01-23-09	03-20-09	-6	CAL L- JCG 100@12 1/21 XP 03/21/2009	0.00	503.99	503.99	
02-20-09	03-20-09	-7	CAL L- KSS 100 @ 40 EXP 03/21/2009	489.99	489.99	0.00	
02-12-09	03-20-09	-6	CAL L- KSS 100 @ 40 EXP 03/21/2009	605.69	605.69	0.00	
02-06-09	03-20-09	-7	CAL L- M 100 @ 10 EXP 03/21/2009	0.00	696.49	696.49	
02-02-09	03-20-09	-7	CAL L- NKL 100 @ 45 EXP 03/21/2009 NIKE	0.00	2,173.83	2,173.83	
02-02-09	03-20-09	-7	CAL L- NKL 100 @ 50 EXP 03/21/2009 NIKE	0.00	818.99	818.99	
01-30-09	03-20-09	-7	CAL L- NKL 100 @ 50 EXP 03/21/2009 NIKE	0.00	1,011.91	1,011.91	
01-20-09	03-20-09	-13	CAL L- QIA 100 @ 10 EXP 03/21/2009	0.00	539.49	539.49	
02-10-09	03-20-09	-2	CAL L- QUK 100 @ 60 EXP 03/21/2009	0.00	693.99	693.99	
12-30-08	03-20-09	-3	CAL L- QUK 100 @ 90 EXP 03/21/2009	0.00	1,715.99	1,715.99	
01-23-09	03-20-09	-6	CAL L- SKX 100 @ 10 EXP 03/21/2009	0.00	503.99	503.99	
02-06-09	03-20-09	-20	CAL L- SKX 100@7 1/2 EXP 03/21/2009	0.00	1,379.99	1,379.99	
01-20-09	03-20-09	-13	CAL L- TPX 100@7 1/2 EXP 03/21/2009	0.00	506.99	506.99	
02-02-09	03-20-09	-6	CAL L- UUY 100 @ 20 EXP 03/21/2009	688.67	688.67	0.00	
01-30-09	03-20-09	-14	CAL L- UUY 100 @ 20 EXP 03/21/2009	2,127.98	2,127.98	0.00	
01-23-09	03-20-09	-6	CAL L- UUY 100 @ 20 EXP 03/21/2009	1,271.99	1,271.99	0.00	
03-03-09	03-20-09	-13	CAL L- UUY 100@17 1/21 XP 03/21/2009	1,459.89	1,459.89	0.00	

Please note Buckingham Capital Management does not render advice on tax matters to clients. This information is not intended as tax advice, and you should consult with your own advisors on such decision. This report may not contain all information necessary to make a tax decision, for example this report does not take into account adjustments due to wash sales.

Buckingham Capital Management  
**REALIZED GAINS AND LOSSES**  
*Leeds Family Foundation -- Retail*  
**038C92429**

*From 01-01-09 Through 12-31-09*

Open Date	Close Date	Quantity	Security	Cost Basis	Proceeds	Gain Or Loss	
						Short Term	Long Term
01-23-09	03-20-09	-6	CALL - UUY 100@22 1 21XP 03/21/2009	0 00	761 99	761 99	
01-07-09	03-20-09	-13	CALL - UUY 100@22 1/21 XP 03/21 2009	0 00	3 769 06	3 769 06	
02-12-09	03-20-09	-13	CALL - UGI 100 @ 10 EXP 03/21/2009	1 097 84	1,097 84		0 00
01-29-09	03-20-09	-7	CALL - URQ 100 @ 20 1 XP 03/21 2009	0 00	399 90	399 90	
01-16-09	03-20-09	-13	CALL - URQ 100 @ 20 1 XP 03 21 2009	0 00	1,026 99	1,026 99	
01-16-09	03-20-09	-13	CALL - URQ 100@17 1 21XP 03/21/2009	0 00	1,975 98	1,975 98	
02-06-09	03-20-09	-4	CALL - VIC 100 @ 60 EXP 03 21 2009 CORP	0 00	1,227 99	1,227 99	
02-04-09	03-20-09	-7	CALL - WMI 100 @ 50 1 XP 03/21,2009 WAL	0 00	790 43	790 43	
02-20-09	03-20-09	-13	CALL - WMI 100@52 1 21 XP 03/21 2009 WAL	0 00	1,104 99	1,104 99	
02-06-09	03-20-09	-7	CALL - WMI 100@52 1 21 XP 03 21 2009 WAL	0 00	650 99	650 99	
01-21-09	03-20-09	-19	CALL - WMI 100@52 1 21 XP 03 21 2009 WAL	0 00	2,921 80	2,921 80	
11-04-08	03-20-09	-64	SIGNFI GROUP PLC (UKM LISTING)	661 35	739 61		78 26
11-06-08	03-20-09	-46	SIGNFI GROUP PLC (UKM LISTING)	475 35	532 48		57 13
03-06-09	03-20-09	-300	DSW INC CL A COM STK	2,709 01	2,078 98		-630 03
12-05-08	03-20-09	-300	DSW INC CL A COM STK	2,709 00	3,062 05		353 05
03-13-09	03-20-09	-15	VORNADO REALTY TRUST COM RELIF	503 25	481 11		-22 14
02-02-09	03-20-09	-100	VORNADO REALTY TRUST COM RLIT	3,355 00	5,004 17		1,649 17
12-04-08	03-20-09	-100	VORNADO REALTY TRUST COM RLIT	3,355 00	5,400 76		2,045 76
12-15-08	03-20-09	-200	VORNADO REALTY TRUST COM RLIT	6,710 01	11,266 29		4,556 28
12-22-08	03-20-09	-185	VORNADO REALTY TRUST COM RLIT	6,206 75	10,591 93		4,385 18
03-18-09	03-20-09	300	AMERICAN EAGLE OUTLETTERS INC COM STK	3 482 94	3 204 53		-278 41
03-19-09	03-20-09	600	AMERICAN EAGLE OUTLETTERS INC COM STK	6 889 14	6,409 06		-480 08
03-19-09	03-20-09	100	AMERICAN EAGLE OUTLETTERS INC COM STK	1,140 50	1,068 18		-72 32

Please note Buckingham Capital Management does not render advice on tax matters to clients. This information is not intended as tax advice, and you should consult with your own advisors on such decision. This report may not contain all information necessary to make a tax decision, for example this report does not take into account adjustments due to wash sales.

Buckingham Capital Management  
**REALIZED GAINS AND LOSSES**  
*Leeds Family Foundation -- Retail*  
**038C92429**  
*From 01-01-09 Through 12-31-09*

Open Date	Close Date	Quantity	Security	Cost Basis	Proceeds	Gain Or Loss	
						Short Term	Long Term
03-16-09	03-20-09	600	AMERICAN EAGLE OUTLETTERS INC COM STK	6,421.08	6,409.06	-12.02	
03-17-09	03-20-09	300	AMERICAN EAGLE OUTLETTERS INC COM STK	3,200.13	3,204.53	4.40	
01-15-09	03-20-09	600	DRESS BARN INC COM STK	5,460.72	6,477.55	1,016.83	
01-28-09	03-20-09	400	DOLLAR TREE INC COM STK	17,473.08	16,187.90	-1,285.18	
02-04-09	03-20-09	100	DOLLAR TREE INC COM STK	4,283.19	4,046.98	-236.21	
01-09-09	03-20-09	100	DOLLAR TREE INC COM STK	4,123.52	4,046.97	-76.55	
03-19-09	03-20-09	400	FOSSIL INC COM STK	6,330.40	5,379.97	-950.43	
12-18-08	03-20-09	400	FOSSIL INC COM STK	6,153.32	5,379.96	-773.36	
12-17-08	03-20-09	100	FOSSIL INC COM STK	1,438.84	1,344.99	-93.85	
02-19-09	03-20-09	200	FOSSIL INC COM STK	2,811.00	2,689.99	-121.01	
02-19-09	03-20-09	200	FOSSIL INC COM STK	2,810.50	2,689.98	-120.52	
03-20-09	03-20-09	100	GSI COMM INC COM STK	1,183.89	1,082.44	-101.45	
03-20-09	03-20-09	100	GSI COMM INC COM STK	1,170.45	1,082.44	-88.01	
03-20-09	03-20-09	100	GSI COMM INC COM STK	1,168.55	1,082.44	-86.11	
03-12-09	03-20-09	100	GSI COMM INC COM STK	1,165.73	1,082.44	-83.29	
03-11-09	03-20-09	200	GSI COMM INC COM STK	2,202.90	2,164.89	-38.01	
10-31-08	03-20-09	400	GSI COMM INC COM STK	4,131.96	4,329.78	197.82	
03-10-09	03-20-09	300	GSI COMM INC COM STK	3,092.94	3,247.33	154.39	
03-18-09	03-20-09	100	ICREW GROUP INC	1,310.36	1,126.22	-184.14	
01-14-09	03-20-09	700	ICREW GROUP INC	6,454.42	7,883.54	1,429.12	
01-15-09	03-20-09	1,500	ICREW GROUP INC	13,665.90	16,893.31	3,227.41	
01-20-09	03-20-09	600	ICREW GROUP INC	5,442.00	6,757.32	1,315.32	
03-18-09	03-20-09	600	KOHLS CORP COM STK	25,217.58	24,493.56	-724.02	
03-17-09	03-20-09	700	KOHLS CORP COM STK	27,144.88	28,575.82	1,430.94	
03-19-09	03-20-09	500	CHILDREN'S PLACE RETAIL STORES COM STK	11,670.25	9,301.44	-2,368.81	

Please note: Buckingham Capital Management does not render advice on tax matters to clients. This information is not intended as tax advice, and you should consult with your own advisors on such decision. This report may not contain all information necessary to make a tax decision, for example this report does not take into account adjustments due to wash sales.

Buckingham Capital Management  
**REALIZED GAINS AND LOSSES**  
*Leeds Family Foundation -- Retail*  
**038C92429**

*From 01-01-09 Through 12-31-09*

Open Date	Close Date	Quantity	Security	Cost Basis	Proceeds	Gain Or Loss	
						Short Term	Long Term
03-10-09	03-20-09	100	CHILDREN'S PLACE RETAIL STORES COM STK	2,152.55	1,860.29	-292.26	
03-10-09	03-20-09	100	CHILDREN'S PLACE RETAIL STORES COM STK	2,140.75	1,860.29	-280.46	
03-10-09	03-20-09	100	CHILDREN'S PLACE RETAIL STORES COM STK	2,126.26	1,860.29	-265.97	
03-12-09	03-20-09	300	CHILDREN'S PLACE RETAIL STORES COM STK	6,322.74	5,580.86	-741.88	
11-24-08	03-20-09	200	CHILDREN'S PLACE RETAIL STORES COM STK	4,194.80	3,720.58	-474.22	
11-24-08	03-20-09	300	CHILDREN'S PLACE RETAIL STORES COM STK	6,292.20	6,465.73	173.53	
03-14-08	03-20-09	400	CHILDREN'S PLACE RETAIL STORES COM STK	8,323.84	8,620.97		297.13
03-06-08	03-20-09	100	CHILDREN'S PLACE RETAIL STORES COM STK	2,055.87	2,155.24		99.37
03-12-08	03-20-09	100	CHILDREN'S PLACE RETAIL STORES COM STK	2,044.26	2,155.24		110.98
03-13-08	03-20-09	100	CHILDREN'S PLACE RETAIL STORES COM STK	2,032.65	2,155.24		122.59
03-18-08	03-20-09	200	CHILDREN'S PLACE RETAIL STORES COM STK	4,061.44	4,310.49		249.05
03-06-09	03-20-09	500	CHILDREN'S PLACE RETAIL STORES COM STK	10,072.20	10,776.22	704.02	
03-05-09	03-20-09	800	CHILDREN'S PLACE RETAIL STORES COM STK	16,110.64	17,241.95	1,131.31	
03-07-08	03-20-09	100	CHILDREN'S PLACE RETAIL STORES COM STK	2,009.25	2,155.24		145.99
02-26-09	03-20-09	200	PANERA BREAD CO CL A COM STK	9,002.88	10,393.56	1,390.68	
02-27-09	03-20-09	300	PANERA BREAD CO CL A COM STK	13,241.43	15,590.34	2,348.91	
03-03-09	03-20-09	100	PANERA BREAD CO CL A COM STK	4,315.86	5,196.78	880.92	
09-24-08	03-20-09	200	PHILIPS-VAN HEUSEN CORB COM STK	7,610.00	3,468.44	-4,141.56	

Please note: Buckingham Capital Management does not render advice on tax matters to clients. This information is not intended as tax advice, and you should consult with your own advisors on such decisions. This report may not contain all information necessary to make a tax decision, for example this report does not take into account adjustments due to wash sales.

Buckingham Capital Management  
**REALIZED GAINS AND LOSSES**  
*Leeds Family Foundation -- Retail*  
**038C92429**

*From 01-01-09 Through 12-31-09*

Open Date	Close Date	Quantity	Security	Cost Basis	Proceeds	Gain Or Loss	
						Short Term	Long Term
02-18-09	03-20-09	100	TRUE RELIGION APPAREL INC COM STK	1,046.63	1,077.60	30.97	
02-26-09	03-20-09	700	WYNDHAM WORLDWIDE CORP	2,598.05	2,654.03	55.98	
02-26-09	03-20-09	100	WYNDHAM WORLDWIDE CORP	370.92	379.15	8.23	
02-26-09	03-20-09	200	WYNDHAM WORLDWIDE CORP	741.84	776.99	35.15	
01-09-09	03-20-09	-7	PUT - BBY 100 @ 20 EXP 03/21/2009 BEST	0.00	437.49	437.49	
01-22-09	03-20-09	-6	PUT - BJ 100 @ 25 EXP 03/21/2009	0.00	611.99	611.99	
02-03-09	03-20-09	-7	PUT - BJ 100 @ 30 EXP 03/21/2009	0.00	1,186.49	1,186.49	
01-21-09	03-20-09	-6	PUT - BJN 100 @ 22 EXP 03/21/2009	0.00	563.99	563.99	
01-29-09	03-20-09	-7	PUT - BQU 100 @ 17 1/2 EXP 03/21/2009	0.00	517.99	517.99	
01-29-09	03-20-09	-7	PUT - CCL 100 @ 15 EXP 03/21/2009 CARNIVA	0.00	465.35	465.35	
01-16-09	03-20-09	-6	PUT - CNY 100 @ 35 EXP 03/21/2009	0.00	673.49	673.49	
01-08-09	03-20-09	-13	PUT - CNY 100 @ 40 EXP 03/21/2009	0.00	2,430.98	2,430.98	
01-20-09	03-20-09	-6	PUT - DIS 100 @ 17 1/2 EXP 03/21/2009 WAI 1	0.00	533.99	533.99	
01-26-09	03-20-09	-6	PUT - DSW 100 @ 10 EXP 03/21/2009	593.99	593.99	0.00	
01-26-09	03-20-09	-6	PUT - DSW 100 @ 7 1/2 EXP 03/21/2009	0.00	143.99	143.99	
02-10-09	03-20-09	-13	PUT - FI 100 @ 7 1/2 EXP 03/21/2009	0.00	831.99	831.99	
01-20-09	03-20-09	-13	PUT - FMQ 100 @ 8 EXP 03/21/2009	0.00	533.64	533.64	
11-25-08	03-20-09	-10	PUT - GFS 100 @ 7 1/2 EXP 03/21/2009	0.00	853.10	853.10	
10-23-08	03-20-09	-6	PUT - GES 100 @ 17 1/2 EXP 03/21/2009	1,842.00	1,842.00	0.00	
02-10-09	03-20-09	-6	PUT - GQR 100 @ 15 EXP 03/21/2009	0.00	503.99	503.99	
02-11-09	03-20-09	-6	PUT - HD 100 @ 20 EXP 03/21/2009 HOME	0.00	516.23	516.23	
02-03-09	03-20-09	-7	PUT - HD 100 @ 20 EXP 03/21/2009 HOME	0.00	911.74	911.74	
01-20-09	03-20-09	-13	PUT - HD 100 @ 17 1/2 EXP 03/21/2009 HOME	0.00	879.44	879.44	
02-10-09	03-20-09	-6	PUT - HUC 100 @ 15 EXP 03/21/2009	0.00	323.99	323.99	

Please note Buckingham Capital Management does not render advice on tax matters to clients. This information is not intended as tax advice, and you should consult with your own advisors on such decision. This report may not contain all information necessary to make a tax decision, for example this report does not take into account adjustments due to wash sales.



Buckingham Capital Management  
**REALIZED GAINS AND LOSSES**  
*Leeds Family Foundation -- Retail*  
**038C92429**  
*From 01-01-09 Through 12-31-09*

Open Date	Close Date	Quantity	Security	Cost Basis	Proceeds	Gain Or Loss	
						Short Term	Long Term
02-18-09	03-20-09	-6	PU1 - MCD 100 @ 50 EXP 03/21/2009 MCDONAL	0 00	428 99	428 99	
02-09-09	03-20-09	-10	PU1 - MCD 100 @ 55 EXP 03/21/2009 MCDONAL	1,780 00	1,219 99	-560 01	
01-20-09	03-20-09	-6	PU1 - MW 100 @ 10 EXP 03/21/2009	0 00	383 99	383 99	
02-12-09	03-20-09	-6	PU1 - SVI 100 @ 30 EXP 03/21/2009	0 00	851 99	851 99	
02-03-09	03-20-09	-7	PU1 - UFW 100 @ 20 EXP 03/21/2009	0 00	748 99	748 99	
02-12-09	03-20-09	-6	PU1 - VNO 100 @ 35 LXP 03/21/2009	881 99	881 99	0 00	
03-05-09	03-20-09	-6	PU1 - VNO 100 @ 25 EXP 03/21/2009	0 00	563 99	563 99	
01-20-09	03-20-09	-19	PU1 - WSM 100 @ 5 EXP 03/21/2009 WIL LIAM	0 00	788 49	788 49	
12-24-08	03-20-09	-10	PU1 - XRY 100 @ 15 EXP 03/21/2009	0 00	914 99	914 99	
11-06-08	03-23-09	-217	SIGNET GROUP PLC (UK LISTING)	2,418 44	2,511 91	93 47	
11-10-08	03-23-09	-105	CARNIVAL CORP	2,409 57	2,225 65	-183 92	
01-14-09	03-23-09	-395	CARNIVAL CORP	9,064 58	8,489 17	-575 41	
01-12-09	03-23-09	-300	WALT DISNEY COMPANY (HOLDING COMPANY)	5,579 88	6,585 47	1,005 59	
09-30-08	03-23-09	-400	STARWOOD HOTELS & RESORTS COM STK	5,152 00	11,111 93	5,959 93	
03-20-09	03-23-09	-800	IC PENNEY CO INC COM STK	14,658 88	13,524 32	-1,134 56	
01-09-09	03-23-09	-300	MARRIOTT INTERNATIONAL INC	5,012 04	5,937 39	925 35	
03-20-09	03-23-09	-300	PIE SMART INC COM STK	6,022 29	5,975 69	-46 60	
03-03-09	03-23-09	-200	POLO RALPH LAUREN CORP CL A COM STK	7,773 54	6,540 52	-1,233 02	
03-02-09	03-23-09	-100	POLO RALPH LAUREN CORP CL A COM STK	3,886 77	3,354 12	-532 65	
03-04-09	03-23-09	-100	POLO RALPH LAUREN CORP CL A COM STK	3,884 02	3,368 92	-515 10	
03-10-09	03-23-09	-100	POLO RALPH LAUREN CORP CL A COM STK	3,884 02	3,427 50	-456 52	
02-23-09	03-23-09	-100	POLO RALPH LAUREN CORP CL A COM STK	3,920 27	3,430 66	-489 61	
02-23-09	03-23-09	-500	POLO RALPH LAUREN CORP CL A COM STK	19,951 30	17,153 30	-2,798 00	
02-24-09	03-23-09	-100	POLO RALPH LAUREN CORP CL A COM STK	3,990 26	3,465 57	-524 69	
03-12-09	03-23-09	-100	POLO RALPH LAUREN CORP CL A COM STK	3,990 26	3,506 21	-484 05	

Please note Buckingham Capital Management does not render advice on tax matters to clients. This information is not intended as tax advice, and you should consult with your own advisors on such decision. This report may not contain all information necessary to make a tax decision, for example this report does not take into account adjustments due to wash sales.

Buckingham Capital Management  
**REALIZED GAINS AND LOSSES**  
*Leeds Family Foundation -- Retail*  
**038C92429**  
*From 01-01-09 Through 12-31-09*

Open Date	Close Date	Quantity	Security	Cost Basis	Proceeds	Gain Or Loss	
						Short Term	Long Term
02-18-09	03-23-09	-200	POLO RALPH LAUREN CORP CL A COM STK	7,980 52	7,036 30	-944 22	
02-25-09	03-23-09	-100	POLO RALPH LAUREN CORP CL A COM STK	3,991 33	3,519 61	-471 72	
02-19-09	03-23-09	-100	POLO RALPH LAUREN CORP CL A COM STK	3,991 33	3,576 18	-415 15	
02-17-09	03-23-09	-200	POLO RALPH LAUREN CORP CL A COM STK	7,970 20	7,201 19	-769 01	
01-28-09	03-23-09	100	KENNETH COLE PRODUCTIONS INC CL A	747 22	711 61	-35 61	
03-23-09	03-23-09	140	RENT A CTR INC NEW COM STK	2,582 09	2,577 44	-4 65	
02-18-09	03-23-09	200	TRUE RELIGION APPAREL INC COM STK	2,093 26	2,247 28	154 02	
03-19-09	03-23-09	600	URBAN OUTFITTERS INC COM STK	11,408 04	10,084 98	-1,323 06	
03-19-09	03-23-09	300	URBAN OUTFITTERS INC COM STK	5 690 49	5,042 49	-648 00	
01-12-09	03-23-09	400	WAL-MART STORES INC COM STK	20 705 24	20,014 84	-690 40	
10-16-08	03-23-09	100	WAL-MART STORES INC COM STK	20,699 96	20,014 85	-685 11	
11-06-08	03-24-09	-10	SIGNET GROUP PLC (UK LISTING)	115 98	115 76	-0 22	
11-07-08	03-24-09	-207	SIGNET GROUP PLC (UK LISTING)	2 400 78	2 527 46	126 68	
02-26-09	03-24-09	-300	AVON PRODS INC COM STK	5,827 38	5,468 70	-358 69	
10-14-08	03-24-09	-100	BOB EVANS FARMS INC COM STK	2 209 51	2,408 06	198 55	
10-08-08	03-24-09	-100	BOB EVANS FARMS INC COM STK	2 209 51	2,523 99	314 48	
01-14-09	03-24-09	-205	CARNIVAL CORP	4,931 38	4 405 77	-525 61	
01-09-09	03-24-09	-295	CARNIVAL CORP	7,096 37	6,916 94	-179 43	
09-23-08	03-24-09	-100	STARWOOD HOTELS & RESORTS COM STK	1,325 91	3 349 48	2,023 57	
09-22-08	03-24-09	-200	STARWOOD HOTELS & RESORTS COM STK	2,651 82	7,142 95	4,491 13	
03-11-09	03-24-09	-300	NORDSTROM INC COM	5 009 61	4,293 48	-716 13	
09-15-08	03-24-09	-100	MARRIOTT INTERNATIONAL INC	1 719 80	2,755 60	1,035 80	
09-11-08	03-24-09	-100	MARRIOTT INTERNATIONAL INC	1 719 80	2,862 95	1,143 15	
09-09-08	03-24-09	-100	MARRIOTT INTERNATIONAL INC	1,719 80	2,899 38	1,179 58	
02-17-09	03-24-09	-100	POLO RALPH LAUREN CORP CL A COM STK	4 176 53	3,600 60	-575 93	
03-17-09	03-24-09	-100	POLO RALPH LAUREN CORP CL A COM STK	4,176 53	3,615 54	-560 99	

Please note Buckingham Capital Management does not render advice on tax matters to clients. This information is not intended as tax advice, and you should consult with your own advisors on such decision. This report may not contain all information necessary to make a tax decision, for example this report does not take into account adjustments due to wash sales.

Buckingham Capital Management  
**REALIZED GAINS AND LOSSES**  
*Leeds Family Foundation – Retail*  
**038C92429**  
*From 01-01-09 Through 12-31-09*

Open Date	Close Date	Quantity	Security	Cost Basis	Proceeds	Gain Or Loss	
						Short Term	Long Term
10-15-08	03-24-09	-200	POLO RALPH LAUREN CORP CL A COM STK	8,353.06	9,695.48	1,342.42	
10-10-08	03-24-09	-100	POLO RALPH LAUREN CORP CL A COM STK	4,190.78	4,870.38	679.60	
11-04-08	03-24-09	-100	POLO RALPH LAUREN CORP CL A COM STK	4,190.78	4,943.89	753.11	
10-08-08	03-24-09	-100	POLO RALPH LAUREN CORP CL A COM STK	4,190.78	5,033.31	842.53	
10-14-08	03-24-09	-200	POLO RALPH LAUREN CORP CL A COM STK	8,381.56	10,184.72	1,803.16	
10-09-08	03-24-09	-100	POLO RALPH LAUREN CORP CL A COM STK	4,190.78	5,133.74	942.96	
10-09-08	03-24-09	-100	POLO RALPH LAUREN CORP CL A COM STK	4,173.74	5,133.74	960.00	
10-09-08	03-24-09	-300	POLO RALPH LAUREN CORP CL A COM STK	12,595.23	15,401.22	2,805.99	
02-04-09	03-24-09	-300	WINN-DIXIE STORE	2,952.00	3,796.11	844.11	
01-29-09	03-24-09	-200	WINN-DIXIE STORE	1,968.00	2,879.08	911.08	
01-29-09	03-24-09	-100	WINN-DIXIE STORE	979.50	1,443.19	463.69	
11-04-08	03-24-09	-300	WYNN RESORTS LTD COM STK	6,958.17	15,128.13	8,169.96	
01-06-09	03-24-09	-100	WYNN RESORTS LTD COM STK	2,319.39	5,173.97	2,854.58	
03-12-09	03-24-09	-2,100	SPDR S&P RETAIL ETF	48,050.52	41,608.95	-6,441.57	
01-09-09	03-24-09	200	DOLLAR TREE INC COM STK	8,247.04	8,223.27	-23.77	
01-12-09	03-24-09	200	DOLLAR TREE INC COM STK	8,194.00	8,246.95	52.95	
02-02-09	03-24-09	100	KENNETH COLE PRODUCTIONS INC CL A	687.43	708.09	20.66	
03-16-09	03-24-09	300	ROYAL CARIBBEAN CRUISES LTD	2,337.60	2,699.44	361.84	
03-16-09	03-24-09	200	ROYAL CARIBBEAN CRUISE LTD	1,558.40	1,813.69	255.29	
03-11-09	03-24-09	100	ROYAL CARIBBEAN CRUISE LTD	721.43	906.84	185.41	
02-18-09	03-24-09	100	TRUE RELIGION APPAREL INC COM STK	1,046.63	1,140.90	94.27	
02-18-09	03-24-09	100	TRUE RELIGION APPAREL INC COM STK	1,041.14	1,134.07	92.93	
02-17-09	03-24-09	200	TRUE RELIGION APPAREL INC COM STK	2,040.54	2,268.15	227.61	
10-16-08	03-24-09	400	WAL-MART STORES INC COM STK	20,699.96	20,455.28	-244.68	
10-24-08	03-24-09	200	WAL-MART STORES INC COM STK	10,311.74	10,227.64	-84.10	
11-07-08	03-25-09	-64	SIGNET GROUP PLC (UKM LISTING)	757.63	781.44	23.81	

Please note Buckingham Capital Management does not render advice on tax matters to clients. This information is not intended as tax advice, and you should consult with your own advisors on such decision. This report may not contain all information necessary to make a tax decision, for example this report does not take into account adjustments due to wash sales.

Buckingham Capital Management  
**REALIZED GAINS AND LOSSES**  
*Leeds Family Foundation -- Retail*  
**038C92429**

*From 01-01-09 Through 12-31-09*

Open Date	Close Date	Quantity	Security	Cost Basis	Proceeds	Gain Or Loss	
						Short Term	Long Term
11-10-08	03-25-09	-109	SIGNIFY GROUP PLC (UKM LISTING)	1,290.33	1,368.93	78.60	
02-26-09	03-25-09	-300	AVON PRODS INC COM STK	5,947.83	5,468.70	-479.14	
03-20-09	03-25-09	-400	BURGER KING HOLDINGS INC COM	9,290.76	8,849.55	-441.21	
03-03-09	03-25-09	-100	BURGER KING HOLDINGS INC COM	2,322.69	2,221.83	-100.86	
03-03-09	03-25-09	-200	BURGLR KING HOLDINGS INC COM	4,645.38	4,489.93	-155.45	
12-20-07	03-25-09	-100	BOB EVANS FARMS INC COM STK	2,172.28	2,651.23	478.95	
12-26-07	03-25-09	-100	BOB EVANS FARMS INC COM STK	2,172.28	2,675.71	503.43	
02-10-09	03-25-09	-100	ESTATE AUDIT COMPANIES INC CL A COM STK	2,556.46	2,675.39	118.93	
10-29-08	03-25-09	-100	CORPORATE EXECUTIVE BRD CO COM STK	1,453.44	2,567.31	1,113.87	
02-11-09	03-25-09	-300	HOME DEPOT INC COM STK	7,099.29	6,580.19	-519.10	
03-18-09	03-25-09	-900	ISHARF'S DI US REAL ESTATE	23,733.00	23,512.36	-220.64	
03-11-09	03-25-09	-300	NORDSTRIM INC COM	5,139.69	4,293.48	-846.21	
10-23-08	03-25-09	-100	KORN / FERRY INTL COM STK	890.31	1,183.46	293.15	
11-12-08	03-25-09	-200	LANCF INC COM STK	3,945.34	3,804.51	-140.83	
11-11-08	03-25-09	-100	LANCF INC COM STK	1,972.67	1,906.08	-66.60	
11-17-08	03-25-09	-100	MANPOWER INC WIS COM STK	3,110.42	2,775.24	-335.18	
11-17-08	03-25-09	-100	MONSTER WORLDWIDE INC COM	839.86	1,127.42	287.56	
10-21-08	03-25-09	-100	OVERSTOCK.COM INC DEL COM STK	1,005.59	1,211.75	206.16	
12-12-08	03-25-09	-100	POLARIS INDS INC COM STK	2,368.01	2,605.79	237.78	
10-10-08	03-25-09	-100	POOL CORP COM STK	1,430.47	1,709.23	278.76	
10-09-08	03-25-09	-200	POOL CORP COM STK	2,860.94	3,760.13	899.19	
11-06-08	03-25-09	-100	ROBERT HALF INTERNATIONAL INC COM STK	1,809.11	1,800.85	-8.26	
10-13-08	03-25-09	-200	POLO RALPH LAUREN CORP CL A COM STK	8,418.70	10,488.44	2,069.74	

Please note: Buckingham Capital Management does not render advice on tax matters to clients. This information is not intended as tax advice, and you should consult with your own advisors on such decision. This report may not contain all information necessary to make a tax decision, for example this report does not take into account adjustments due to wash sales.

Buckingham Capital Management  
**REALIZED GAINS AND LOSSES**  
*Leeds Family Foundation -- Retail*  
**038C92429**  
*From 01-01-09 Through 12-31-09*

Open Date	Close Date	Quantity	Security	Cost Basis	Proceeds	Gain Or Loss	
						Short Term	Long Term
10-06-08	03-25-09	-400	POLO RALPH LAUREN CORP CL A COM STK	16,837 40	22,089 95	5,252 55	
10-07-08	03-25-09	-200	POLO RALPH LAUREN CORP CL A COM STK	8,418 70	11,119 73	2,701 03	
10-03-08	03-25-09	-300	POLO RALPH LAUREN CORP CL A COM STK	12,628 05	17,956 88	5,328 83	
03-12-09	03-25-09	-2,700	SPDR S&P RETAIL ETF	62,300 61	53,497 23	-8,803 38	
02-19-09	03-25-09	-2,200	SPDR S&P RETAIL ETF	50,763 46	43,600 23	-7,163 23	
01-12-09	03-25-09	100	DOLLAR TREE INC COM STK	4,097 00	4,170 59	73 59	
02-25-09	03-25-09	100	DOLLAR TREE INC COM STK	3,645 86	4,170 60	524 74	
02-24-09	03-25-09	200	DOLLAR TREE INC COM STK	7,165 58	8,341 19	1,175 61	
03-17-09	03-25-09	100	KOHL'S CORP COM STK	3,877 84	4,012 93	135 09	
02-19-09	03-25-09	100	KOHL'S CORP COM STK	3,513 56	4,012 93	499 37	
03-04-09	03-25-09	100	KOHL'S CORP COM STK	3,502 09	4,012 93	510 84	
02-20-09	03-25-09	200	KOHL'S CORP COM STK	6,960 28	8,025 85	1,065 57	
03-03-09	03-25-09	100	KOHL'S CORP COM STK	3,468 07	4,012 93	544 86	
02-23-09	03-25-09	100	KOHL'S CORP COM STK	3,403 43	4,012 93	609 50	
12-29-08	03-25-09	600	KOHL'S CORP COM STK	20,186 82	24,077 55	3,890 73	
03-11-09	03-25-09	200	ROYAL CARIBBEAN CRUISES LTD	1,442 86	1,767 47	324 61	
02-17-09	03-25-09	100	TRUF RFLIGION APPAREL INC COM STK	1,020 27	1,204 64	184 37	
10-24-08	03-25-09	300	WAL-MART STORES INC COM STK	15,467 61	15,434 94	-32 67	
03-19-08	03-25-09	200	WAL-MART STORES INC COM STK	10,283 38	10,289 96		6 58
10-09-08	03-26-09	-200	GEOX SPA (HIA LISTING)	1,301 25	1,608 40	307 15	
01-15-08	03-26-09	-100	GEOX SPA (HIA LISTING)	650 63	1,681 03	1,030 40	
12-28-07	03-26-09	-100	GEOX SPA (HIA LISTING)	650 62	2,019 02	1,368 40	
12-27-07	03-26-09	-100	GEOX SPA (HIA LISTING)	650 63	2,038 20	1,387 57	
12-18-07	03-26-09	-100	GEOX SPA (HIA LISTING)	650 62	2,046 04	1,395 42	
01-23-09	03-26-09	-400	AVON PRODS INC COM STK	7,929 56	7,835 39	-94 17	
10-06-08	03-26-09	-400	BFD BATH BEYOND INC COM STK	10,464 48	11,278 38	813 90	
10-03-08	03-26-09	-100	BFD BATH BEYOND INC COM STK	2,616 12	3,002 12	386 00	
05-23-08	03-26-09	-200	BFD BATH BEYOND INC COM STK	5,232 24	6,127 82	895 58	

Please note Buckingham Capital Management does not render advice on tax matters to clients. This information is not intended as tax advice, and you should consult with your own advisors on such decision. This report may not contain all information necessary to make a tax decision, for example this report does not take into account adjustments due to wash sales.

Buckingham Capital Management  
**REALIZED GAINS AND LOSSES**  
*Leeds Family Foundation -- Retail*  
**038C92429**

*From 01-01-09 Through 12-31-09*

Open Date	Close Date	Quantity	Security	Cost Basis	Proceeds	Gain Or Loss	
						Short Term	Long Term
04-08-08	03-26-09	-200	BFD BATH BEYOND INC COM STK	5,232 24	6,131 94	899 70	
04-01-08	03-26-09	-100	BFD BATH BEYOND INC COM STK	2,616 12	3,106 51	490 39	
09-10-08	03-26-09	-300	BFD BATH BEYOND INC COM STK	7,828 14	9,373 17	1,545 03	
05-21-08	03-26-09	-100	BFD BATH BEYOND INC COM STK	2,609 38	3,134 21	524 83	
09-26-08	03-26-09	-100	BFD BATH BEYOND INC COM STK	2,609 38	3,146 27	536 89	
03-25-08	03-26-09	-100	BFD BATH BEYOND INC COM STK	2,609 38	3,149 33	539 95	
03-03-09	03-26-09	-100	BURGER KING HOI DINGS INC COM	2,371 12	2,244 97	-126 15	
01-23-09	03-26-09	-200	BURGER KING HOI DINGS INC COM	4,742 24	4,510 37	-231 87	
12-26-07	03-26-09	-100	BOB LVANS FARMS INC COM STK	2,182 64	2,675 71	493 07	
07-09-08	03-26-09	-100	BOB LVANS FARMS INC COM STK	2,182 64	2,874 37	691 73	
03-20-09	03-26-09	-300	CALIFORNIA PIZZA KITCHEN INC COM STK	4,374 00	3,997 41	-376 59	
12-05-08	03-26-09	-200	DSW INC C I A COM STK	1,839 06	2,041 37	202 31	
01-23-09	03-26-09	-100	DSW INC C I A COM STK	919 53	1,032 63	113 10	
02-10-09	03-26-09	-200	ESTEE LAUDER COMPANIES INC C I A COM STK	5,124 02	5,350 79	226 77	
08-07-08	03-26-09	-300	GARMIN LTD COM STK	6,885 03	10,903 10	4,018 07	
08-13-08	03-26-09	-300	GARMIN LTD COM STK	6,885 03	10,982 87	4,097 84	
08-11-08	03-26-09	-100	GARMIN LTD COM STK	2,295 01	3,776 17	1,481 16	
07-25-08	03-26-09	-100	GARMIN LTD COM STK	2,295 01	4,708 39	2,413 38	
11-11-08	03-26-09	-100	FANCI INC COM STK	2,038 50	1,906 08	-132 43	
11-10-08	03-26-09	-100	FANCI INC COM STK	2,038 50	1,906 96	-131 54	
12-12-08	03-26-09	-100	POI ARIS INDS INC COM STK	2,462 52	2,605 79	143 27	
12-11-08	03-26-09	-100	POI ARIS INDS INC COM STK	2,462 52	2,696 98	234 46	
10-03-08	03-26-09	-300	POLO RALPH LAUREN CORP C I A COM STK	13,161 24	17,956 88	4,795 64	
10-03-08	03-26-09	-100	POLO RALPH LAUREN CORP C I A COM STK	4,415 30	5,985 63	1,570 33	

Please note Buckingham Capital Management does not render advice on tax matters to clients. This information is not intended as tax advice, and you should consult with your own advisors on such decision. This report may not contain all information necessary to make a tax decision, for example this report does not take into account adjustments due to wash sales.

Buckingham Capital Management  
**REALIZED GAINS AND LOSSES**  
*Leeds Family Foundation -- Retail*  
**038C92429**

*From 01-01-09 Through 12-31-09*

Open Date	Close Date	Quantity	Security	Cost Basis	Proceeds	Gain Or Loss	
						Short Term	Long Term
03-20-09	03-26-09	-300	TRACTOR SUPPLY CO COM STK	11,020.80	10,493.01	-527.79	
02-19-09	03-26-09	-400	SPDR S&P 500 ETF	9,442.36	7,927.32	-1,515.04	
02-23-09	03-26-09	-1,200	SPDR S&P 500 ETF	28,327.08	23,914.54	-4,412.54	
01-16-09	03-26-09	-400	SPDR S&P 500 ETF	9,442.36	7,983.95	-1,458.41	
02-06-09	03-26-09	200	CHICOSTAS INC COM STK	798.72	1,058.25	259.53	
12-05-08	03-26-09	900	CHICOSTAS INC COM STK	2,897.19	4,762.14	1,864.95	
02-24-09	03-26-09	100	DOLLAR TREE INC COM STK	3,582.79	4,336.34	753.55	
02-20-09	03-26-09	300	DOLLAR TREE INC COM STK	10,566.00	13,009.00	2,443.00	
01-15-09	03-26-09	100	KENNETH COLE PRODUCTIONS INC CL A	608.15	715.92	107.77	
01-14-09	03-26-09	100	KENNETH COLE PRODUCTIONS INC CL A	607.92	715.91	107.99	
12-29-08	03-26-09	300	KOHLS CORP COM STK	10,093.41	12,825.52	2,732.11	
03-11-09	03-26-09	100	ROYAL CARIBBEAN CRUISES LTD	721.43	915.08	193.65	
03-04-09	03-26-09	100	TRUE RELIGION APPAREL INC COM STK	882.00	1,266.32	384.32	
03-19-08	03-26-09	200	WAL-MART STORES INC COM STK	10,283.38	10,490.66		207.28
10-10-08	03-26-09	100	WAL-MART STORES INC COM STK	5,005.72	5,245.33	239.61	
12-05-08	03-27-09	600	CHICOSTAS INC COM STK	1,931.46	3,137.62	1,206.16	
03-04-09	03-27-09	200	FINISH LINE INC COM STK	921.40	1,361.63	440.23	
02-20-09	03-27-09	100	FINISH LINE INC COM STK	435.13	680.81	245.68	
12-29-08	03-27-09	100	KOHLS CORP COM STK	3,364.47	4,278.80	914.33	
03-04-09	03-27-09	200	TRUE RELIGION APPAREL INC COM STK	1,764.00	2,463.08	699.08	
03-19-09	03-27-09	400	URBAN OUTFITTERS INC COM STK	7,587.32	6,614.72	-972.60	
01-12-09	03-27-09	200	URBAN OUTFITTERS INC COM STK	2,966.34	3,307.36	341.02	
03-19-09	03-30-09	-700	AEROPOSTALE COM STK	18,368.28	17,893.36	-474.92	
03-25-09	03-30-09	-100	AEROPOSTALE COM STK	2,624.04	2,558.75	-65.29	
01-23-09	03-30-09	-200	AVON PRODS INC COM STK	3,765.42	3,917.70	152.28	
12-10-08	03-30-09	300	CVS CAREMARK CORP COM STK	8,515.41	8,062.33	-453.08	

Please note: Buckingham Capital Management does not render advice on tax matters to clients. This information is not intended as tax advice, and you should consult with your own advisors on such decision. This report may not contain all information necessary to make a tax decision, for example this report does not take into account adjustments due to wash sales.

Buckingham Capital Management  
**REALIZED GAINS AND LOSSES**  
*Leeds Family Foundation -- Retail*  
**038C92429**  
*From 01-01-09 Through 12-31-09*

Open Date	Close Date	Quantity	Security	Cost Basis	Proceeds	Gain Or Loss	
						Short Term	Long Term
10-17-08	03-30-09	100	DECKERS OUTDOOR CORP COM STK	9,502 00	5,087 80	-4,414 20	
03-10-08	03-30-09	100	DECKERS OUTDOOR CORP COM STK	9,270 23	5,087 80		-4,182 43
03-24-09	03-30-09	100	FOSSIL INC COM STK	1,657 97	1,553 71	-104 26	
03-27-09	03-30-09	100	GUESS INC COM STK	2,074 78	1,974 06	-100 72	
09-24-08	03-30-09	100	PHILIPS-VAN HEUSEN CORP COM STK	3,805 00	2,256 74	-1,548 26	
03-04-09	03-30-09	200	TRUE RELIGION APPAREL INC COM STK	1 764 00	2 296 72	532 72	
01-12-09	03-30-09	100	URBAN OUTFITTERS INC COM STK	1,483 17	1 625 72	142 55	
10-10-08	03-30-09	200	WAL-MART STORES INC COM STK	10 011 44	10,262 68	251 24	
03-26-09	03-30-09	300	WARNACO GROUP INC COM STK	7,340 67	7,016 36	-324 31	
03-25-09	03-31-09	-200	ALROPOSTALE COM STK	5,189 30	5 117 51	-71 79	
01-16-09	03-31-09	-200	AVON PRODS INC COM STK	3,813 24	4,102 47	289 23	
01-12-09	03-31-09	-300	AVON PRODS INC COM STK	5 719 86	6,655 82	935 96	
03-04-09	03-31-09	200	TRUE RELIGION APPAREL INC COM STK	1,764 00	2 331 38	567 38	
10-27-08	04-01-09	-100	AVON PRODS INC COM STK	1 931 13	2,385 77	454 64	
12-04-07	04-01-09	100	PHILIPS-VAN HEUSEN CORP COM STK	3 750 96	2,250 45		-1,500 51
03-25-09	04-02-09	-400	ALROPOSTALE COM STK	10,978 40	10,235 02	-743 38	
03-20-09	04-02-09	-600	BIG LOIS INC COM STK	13,406 70	11,811 17	-1,595 53	
03-19-09	04-02-09	-300	BIG LOTS INC COM STK	6,703 35	6,199 46	-503 89	
03-19-09	04-02-09	-400	BIG LOIS INC COM STK	8,937 80	8,268 19	-669 61	
03-30-09	04-02-09	-700	TARGET CORP COM STK	24,892 21	23 011 67	-1,880 54	
01-06-09	04-02-09	-300	WYNN RESORTS LTD COM STK	7,262 67	15,521 91	8,259 24	
01-16-09	04-02-09	-200	SPDR S&P RETAIL ETF	4,909 76	3,991 98	-917 78	
02-05-09	04-02-09	-2 000	SPDR S&P RETAIL ETF	49,097 60	39,988 77	-9,108 83	
02-10-09	04-02-09	-1 300	SPDR S&P RETAIL ETF	31 913 44	26,068 23	-5,845 21	
11-12-08	04-02-09	-100	ZALE CORP NEW COM STK	278 42	1,271 16	992 74	
11-05-08	04-02-09	-100	ZALE CORP NEW COM STK	278 42	1,418 75	1,140 33	

Please note Buckingham Capital Management does not render advice on tax matters to clients. This information is not intended as tax advice, and you should consult with your own advisors on such decision. This report may not contain all information necessary to make a tax decision, for example this report does not take into account adjustments due to wash sales.



Buckingham Capital Management  
**REALIZED GAINS AND LOSSES**  
*Leeds Family Foundation -- Retail*  
**038C92429**  
*From 01-01-09 Through 12-31-09*

Open Date	Close Date	Quantity	Security	Cost Basis	Proceeds	Gain Or Loss	
						Short Term	Long Term
11-05-08	04-02-09	-200	ZALE CORP NEW COM STK	556 84	2,839 98	2,283 14	
02-05-08	04-02-09	-100	ZALE CORP NEW COM STK	278 42	1,718 50	1,440 08	
10-14-08	04-02-09	-100	ZALE CORP NEW COM STK	278 42	1,759 66	1,481 24	
10-14-08	04-02-09	-100	ZALE CORP NEW COM STK	278 01	1,759 66	1,481 65	
03-26-09	04-02-09	100	COACH INC COM STK	1,770 12	1,807 15	37 03	
03-25-09	04-02-09	100	COACH INC COM STK	1,740 11	1,807 14	67 03	
07-16-08	04-02-09	500	GILDAN ACTIVEWEAR INC COM CAD	11,788 90	4,359 77	-7,429 13	
09-04-08	04-02-09	200	GILDAN ACTIVEWEAR INC COM CAD	4,628 90	1,743 91	-2,884 99	
08-19-08	04-02-09	600	GILDAN ACTIVEWEAR INC COM CAD	13 865 22	5,264 79	-8 600 43	
03-18-09	04-02-09	100	GAP INC COM STK	1,254 57	1,428 21	173 64	
12-08-08	04-02-09	200	G YMBOREE CORP COM STK	5 503 72	4,458 53	-1,045 19	
02-06-09	04-02-09	100	G YMBOREE CORP COM STK	2 749 02	2,229 27	-519 75	
03-25-09	04-02-09	300	JC PENNEY CO INC COM STK	6 108 33	6,572 63	464 30	
01-13-09	04-02-09	100	JOS A BANK CLOTHIERS INC COM STK	3,029 61	2,971 05	-58 56	
01-15-09	04-02-09	100	KINNEFTH COLT PRODUCTIONS INC CL A	607 15	709 00	101 85	
02-02-09	04-02-09	300	MACYS INC COM STK	2,790 24	3,056 23	265 99	
01-06-09	04-02-09	100	NIKE INC CL B COM STK	5 247 03	5,069 86	-177 17	
01-02-09	04-02-09	100	NIKE INC CL B COM STK	5,224 68	5,069 86	-154 82	
03-09-09	04-02-09	100	CHILDREN'S PLACE RETAIL STORES COM STK	1,999 31	2,431 78	432 47	
02-19-08	04-02-09	200	CHILDREN'S PLACE RETAIL STORES COM STK	3,985 56	4,863 57		878 01
03-11-09	04-02-09	400	ROYAL CARIBBEAN CRUISES LTD	2,885 72	3,708 69	822 97	
03-25-09	04-02-09	100	VF CORP COM STK	5,915 69	6,095 45	179 76	
03-19-09	04-02-09	100	VF CORP COM STK	5,713 08	6,095 44	382 36	
03-13-09	04-02-09	200	VF CORP COM STK	10,637 58	12,190 89	1,553 31	
02-24-09	04-02-09	300	VF CORP COM STK	15,550 83	18,286 34	2,735 51	
03-03-09	04-02-09	100	VF CORP COM STK	4,900 72	6,095 44	1,194 72	
09-09-08	04-02-09	500	QUIKSILVER INC COM STK	3 999 60	667 19	-3,332 41	

Please note Buckingham Capital Management does not render advice on tax matters to clients. This information is not intended as tax advice, and you should consult with your own advisors on such decision. This report may not contain all information necessary to make a tax decision, for example this report does not take into account adjustments due to wash sales.

Buckingham Capital Management  
**REALIZED GAINS AND LOSSES**  
*Leeds Family Foundation -- Retail*  
**038C92429**  
*From 01-01-09 Through 12-31-09*

Open Date	Close Date	Quantity	Security	Cost Basis	Proceeds	Gain Or Loss	
						Short Term	Long Term
09-19-08	04-02-09	400	QUIKSILVER INC COM STK	3,002.56	533.76	-2,468.80	
09-10-08	04-02-09	500	QUIKSILVER INC COM STK	3,738.25	667.19	-3,071.06	
09-10-08	04-02-09	100	QUIKSILVER INC COM STK	747.65	140.10	-607.55	
09-10-08	04-02-09	300	QUIKSILVER INC COM STK	2,242.95	392.27	-1,850.68	
09-10-08	04-02-09	200	QUIKSILVER INC COM STK	1,495.30	268.81	-1,226.49	
10-06-08	04-03-09	-100	CRACKER BARRIE OLD COUNTRY STORE INC	3,151.06	2,196.56	-954.50	
01-09-09	04-03-09	-200	CARNIVAL CORP	5,099.40	4,689.45	-409.95	
10-14-08	04-03-09	-100	ZALE CORP NEW COM STK	354.55	1,759.66	1,405.11	
03-11-08	04-03-09	-100	ZALE CORP NEW COM STK	354.55	1,849.40	1,494.85	
04-08-08	04-03-09	-200	ZALE CORP NEW COM STK	709.10	3,792.77	3,083.67	
06-24-08	04-03-09	-200	ZALE CORP NEW COM STK	709.10	3,901.45	3,192.35	
02-27-08	04-03-09	-100	ZALE CORP NEW COM STK	354.55	1,979.14	1,624.59	
02-29-08	04-03-09	-100	ZALE CORP NEW COM STK	354.55	1,992.05	1,637.50	
06-27-08	04-03-09	-200	ZALE CORP NEW COM STK	709.10	4,035.11	3,326.01	
03-25-08	04-03-09	-100	ZALE CORP NEW COM STK	354.55	2,156.51	1,801.96	
03-25-09	04-03-09	100	COACH INC COM STK	1,740.11	1,811.86	71.75	
03-24-09	04-03-09	600	COACH INC COM STK	10,154.46	10,871.15	716.69	
03-23-09	04-03-09	100	COACH INC COM STK	1,643.23	1,811.86	168.63	
08-19-08	04-03-09	800	GILDAN ACTIVEWEAR INC COM CAD	18,486.96	7,391.48	-11,095.48	
07-16-08	04-03-09	500	GILDAN ACTIVEWEAR INC COM CAD	11,486.15	4,619.67	-6,866.48	
03-26-09	04-03-09	300	HANIBRANDS	3,162.93	3,390.82	227.89	
03-25-09	04-03-09	400	JCPENNEY CO INC COM STK	8,144.44	8,900.11	755.67	
03-25-09	04-03-09	300	JCPENNEY CO INC COM STK	6,068.67	6,675.08	606.41	
03-25-09	04-03-09	600	JCPENNEY CO INC COM STK	11,995.50	13,350.16	1,354.66	
03-12-09	04-03-09	200	ROYAL CARIBBEAN CRUISES LTD	1,438.62	1,995.56	556.94	

Please note: Buckingham Capital Management does not render advice on tax matters to clients. This information is not intended as tax advice, and you should consult with your own advisors on such decision. This report may not contain all information necessary to make a tax decision, for example this report does not take into account adjustments due to wash sales.

Buckingham Capital Management  
**REALIZED GAINS AND LOSSES**  
*Leeds Family Foundation – Retail*  
**038C92429**  
*From 01-01-09 Through 12-31-09*

Open Date	Close Date	Quantity	Security	Cost Basis	Proceeds	Gain Or Loss	
						Short Term	Long Term
09-10-08	04-03-09	200	QUIK SILVER INC COM STK	1,495 30	262 83	-1,232 47	
09-10-08	04-03-09	400	QUIK SILVER INC COM STK	2,990 60	516 71	-2,473 89	
10-31-08	04-03-09	100	QUIK SILVER INC COM STK	277 41	129 18	-148 23	
04-01-09	04-06-09	-100	POLO RALPH LAUREN CORP CL A COM STK	4,559 66	4,096 23	-463 43	
03-30-09	04-06-09	-100	POLO RALPH LAUREN CORP CL A COM STK	4,559 66	4,235 59	-324 07	
02-10-09	04-06-09	-1,000	SPDR S&P RETAIL ETF	24,288 30	20,052 49	-4,235 81	
01-16-09	04-06-09	-2,800	SPDR S&P RETAIL ETF	68,007 24	56,929 56	-11,077 68	
01-29-09	04-06-09	-300	SPDR S&P RETAIL ETF	7,286 49	6,156 86	-1,129 63	
03-23-09	04-06-09	500	COACH INC COM STK	8,035 35	8,828 45	793 10	
12-08-08	04-06-09	200	CVS CARE MARK CORP COM STK	5,623 80	5,649 30	25 50	
03-10-08	04-06-09	100	DI CKERS OUTDOOR CORP COM STK	9,270 23	5,701 05		-3,569 18
04-03-09	04-06-09	200	GUESS INC COM STK	4,603 36	4,279 27	-324 09	
04-02-09	04-06-09	100	GUESS INC COM STK	2,224 54	2,139 64	-84 90	
03-27-09	04-06-09	100	GUESS INC COM STK	2,074 78	2,139 64	64 86	
04-01-09	04-06-09	100	GUESS INC COM STK	2,072 00	2,139 64	67 64	
03-26-09	04-06-09	200	GUESS INC COM STK	4,023 92	4,279 27	255 35	
07-15-08	04-06-09	500	GILDAN ACTIVEWEAR INC COM CAD	11,439 80	4,423 02	-7,016 78	
07-15-08	04-06-09	200	GILDAN ACTIVEWEAR INC COM CAD	4,575 92	1,750 11	-2,825 81	
07-15-08	04-06-09	500	GILDAN ACTIVEWEAR INC COM CAD	11,355 00	4,375 28	-6,979 72	
08-26-08	04-06-09	500	GILDAN ACTIVEWEAR INC COM CAD	11,128 15	4,375 27	-6,752 88	
03-18-09	04-06-09	1,000	GAP INC COM STK	12,545 70	14,408 41	1,862 71	
03-25-09	04-06-09	1,400	JC PENNEY CO INC COM STK	27,989 50	31,298 92	3,309 42	
03-25-09	04-06-09	300	JC PENNEY CO INC COM STK	5,997 75	6,508 91	511 16	
03-26-09	04-06-09	500	JC PENNEY CO INC COM STK	9,987 55	10,848 19	860 64	
03-26-09	04-06-09	200	JC PENNEY CO INC COM STK	3,964 96	4,339 27	374 31	
01-13-09	04-06-09	200	JOS A BANK CLOTHIERS INC COM STK	6,045 70	5,936 37	-109 33	

Please note: Buckingham Capital Management does not render advice on tax matters to clients. This information is not intended as tax advice and you should consult with your own advisors on such decision. This report may not contain all information necessary to make a tax decision, for example this report does not take into account adjustments due to wash sales.

Buckingham Capital Management  
**REALIZED GAINS AND LOSSES**  
*Leeds Family Foundation -- Retail*  
**038C92429**  
*From 01-01-09 Through 12-31-09*

Open Date	Close Date	Quantity	Security	Cost Basis	Proceeds	Gain Or Loss	
						Short Term	Long Term
01-28-09	04-06-09	100	JOS A BANK CLOTHIERS INC COM STK	3,022 16	2,968 18	-53 98	
05-05-08	04-06-09	100	TUMBLER LIQUIDATORS HDGS COM STK	1,253 62	1,274 88	21 26	
08-28-08	04-06-09	200	TUMBLER LIQUIDATORS HDGS COM STK	2,505 46	2,549 76	44 30	
03-25-09	04-06-09	700	LAS VEGAS SANDS CORP COM STK	2,276 12	3,461 34	1,185 22	
02-02-09	04-06-09	400	MACYS INC COM STK	3,720 32	3,960 65	240 33	
01-30-09	04-06-09	500	MACYS INC COM STK	4,571 10	4,950 82	379 72	
01-02-09	04-06-09	300	NIKE INC CL B COM STK	15,674 04	15,246 09	-427 95	
03-12-09	04-06-09	200	ROYAL CARIBBEAN CRUISE LTD	1,438 62	1,924 18	485 56	
10-10-08	04-06-09	100	WAL-MART STORES INC COM STK	5,005 72	5,347 15	341 43	
03-26-09	04-06-09	100	WARNACO GROUP INC COM STK	2,446 89	2,551 52	104 63	
03-24-09	04-06-09	300	WARNACO GROUP INC COM STK	6,753 27	7,654 54	901 27	
03-11-09	04-06-09	200	WARNACO GROUP INC COM STK	3,733 46	5,103 03	1,369 57	
10-31-08	04-06-09	400	QUIKSILVER INC COM STK	1,109 64	494 99	-614 65	
10-31-08	04-06-09	300	QUIKSILVER INC COM STK	832 23	373 41	-458 82	
10-31-08	04-06-09	700	QUIKSILVER INC COM STK	1,916 32	871 28	-1,045 04	
10-27-08	04-07-09	-200	AVON PRODS INC COM STK	4,133 36	4,771 53	638 17	
10-24-08	04-07-09	-400	AVON PRODS INC COM STK	8,266 72	9,851 94	1,585 22	
10-23-08	04-07-09	-200	AVON PRODS INC COM STK	4,133 36	5,075 71	942 35	
04-03-09	04-07-09	-300	AUTOZONE INC COM STK	46,839 42	46,798 92	-40 50	
03-27-09	04-07-09	-300	DOLLAR TREE INC COM STK	13,016 88	12,997 40	-19 49	
03-30-09	04-07-09	-100	PIORAPHEAUREN CORP CL A COM STK	4,338 94	4,235 59	-103 35	
03-05-09	04-07-09	-200	ROSS STORES COM	7,406 36	6,098 25	-1,308 11	
03-05-09	04-07-09	-100	ROSS STORES COM	3,703 18	3,085 98	-617 20	
03-05-09	04-07-09	-100	ROSS STORES COM	3,672 39	3,085 98	-586 41	
03-10-09	04-07-09	-100	ROSS STORES COM	3,672 39	3,100 99	-571 40	
03-20-09	04-07-09	-700	ROSS STORES COM	25,706 73	23,563 40	-2,143 33	
03-20-09	04-07-09	-100	ROSS STORES COM	3,672 39	3,430 85	-241 54	
01-29-09	04-07-09	-1,000	SPDR S&P 500 ETF	23,789 70	20,522 88	-3,266 82	

Please note Buckingham Capital Management does not render advice on tax matters to clients. This information is not intended as tax advice, and you should consult with your own advisors on such decision. This report may not contain all information necessary to make a tax decision, for example this report does not take into account adjustments due to wash sales.

Buckingham Capital Management  
**REALIZED GAINS AND LOSSES**  
*Leeds Family Foundation -- Retail*  
**038C92429**  
*From 01-01-09 Through 12-31-09*

Open Date	Close Date	Quantity	Security	Cost Basis	Proceeds	Gain Or Loss	
						Short Term	Long Term
04-03-09	04-07-09	400	AMERICAN EAGLE OUTFITTERS INC COM STK	5,229 68	4,814 28	-415 40	
04-03-09	04-07-09	800	AMERICAN EAGLE OUTFITTERS INC COM STK	10,442 40	9,628 55	-813 85	
03-25-09	04-07-09	600	AMERICAN EAGLE OUTFITTERS INC COM STK	7,278 24	7,221 41	-56 83	
03-23-09	04-07-09	100	COACH INC COM STK	1,607 07	1,696 21	89 14	
02-20-09	04-07-09	600	COACH INC COM STK	9 585 01	10,177 23	592 22	
02-17-09	04-07-09	100	COACH INC COM STK	1,597 50	1,696 21	98 71	
03-18-09	04-07-09	300	COACH INC COM STK	4 763 73	5,088 61	324 88	
03-24-09	04-07-09	200	GUISSE INC COM STK	3 790 84	4,103 27	312 43	
08-26-08	04-07-09	2 500	GILDAN ACTIVEWEAR INC COM CAD	55 640 75	21,429 19	-34,211 56	
08-26-08	04-07-09	1 200	GILDAN ACTIVEWEAR INC COM CAD	26,707 56	10,361 61	-16,345 95	
01-16-09	04-07-09	200	GILDAN ACTIVEWEAR INC COM CAD	2 420 06	1,726 93	-693 13	
01-16-09	04-07-09	200	GILDAN ACTIVEWEAR INC COM CAD	2 420 06	1,680 69	-739 37	
01-16-09	04-07-09	100	GILDAN ACTIVEWEAR INC COM CAD	1,205 00	840 35	-364 65	
01-30-09	04-07-09	400	MACYS INC COM STK	3,656 88	3,849 14	192 26	
02-05-09	04-07-09	700	MACYS INC COM STK	6 165 18	6,735 99	570 81	
02-04-09	04-07-09	300	MACYS INC COM STK	2 488 95	2,886 86	397 91	
02-18-09	04-07-09	300	MACYS INC COM STK	2 409 54	2,886 85	477 31	
01-02-09	04-07-09	100	NIKE INC CL B COM STK	5,224 68	4,995 73	-228 95	
03-11-09	04-07-09	200	WARNACO GROUP INC COM STK	3,733 46	4,944 57	1,211 11	
10-31-08	04-07-09	500	QUIKSILVER INC COM STK	1,368 80	574 48	-794 32	
10-31-08	04-07-09	1,200	QUIKSILVER INC COM STK	3,285 12	1,383 44	-1,901 68	
10-31-08	04-07-09	500	QUIKSILVER INC COM STK	1,332 80	576 43	-756 37	
01-14-09	04-08-09	-700	BIS WHISEL CLUB INC COM STK	23 662 94	21,477 48	-2,185 46	

Please note: Buckingham Capital Management does not render advice on tax matters to clients. This information is not intended as tax advice, and you should consult with your own advisors on such decision. This report may not contain all information necessary to make a tax decision, for example this report does not take into account adjustments due to wash sales.

Buckingham Capital Management  
**REALIZED GAINS AND LOSSES**  
*Leeds Family Foundation -- Retail*  
**038C92429**  
*From 01-01-09 Through 12-31-09*

Open Date	Close Date	Quantity	Security	Cost Basis	Proceeds	Gain Or Loss	
						Short Term	Long Term
03-27-09	04-08-09	-100	DOLLAR TREE INC COM STK	4,368.31	4,332.47	-35.85	
03-30-09	04-08-09	-200	DOLLAR TREE INC COM STK	8,736.62	8,848.77	112.15	
02-11-09	04-08-09	-100	HOME DEPOT INC COM STK	2,506.91	2,193.40	-313.51	
01-20-09	04-08-09	-300	HOME DEPOT INC COM STK	7,520.73	6,703.22	-817.51	
01-20-09	04-08-09	-200	HOME DEPOT INC COM STK	5,013.82	4,478.79	-535.03	
06-30-08	04-08-09	-100	HAVERTY FURNITURE CO INC COM STK	998.79	998.01	-0.78	
03-30-09	04-08-09	-100	LOWE'S COS INC COM STK	1,924.60	1,811.55	-113.05	
09-10-07	04-08-09	-100	LA Z BOY INC COM STK	135.50	991.26	855.76	
03-11-09	04-08-09	-1,000	MCDONALDS COM	55,525.80	51,390.81	-4,134.99	
03-30-09	04-08-09	-100	POLO RALPH LAUREN CORP CL A COM STK	4,424.59	4,235.59	-189.00	
03-20-09	04-08-09	-200	ROSS STORES COM	7,530.80	6,861.70	-669.10	
03-27-09	04-08-09	-300	ROSS STORES COM	11,296.20	10,803.53	-492.67	
01-29-09	04-08-09	-1,000	SPDR S&P 500 ETF	24,147.90	20,522.88	-3,625.02	
01-29-09	04-08-09	-200	SPDR S&P 500 ETF	4,829.58	4,122.94	-706.64	
01-16-09	04-08-09	500	GILDAN ACTIVEWEAR INC COM CAD	6,025.00	4,350.34	-1,674.66	
01-16-09	04-08-09	500	GILDAN ACTIVEWEAR INC COM CAD	5,999.05	4,350.33	-1,648.72	
01-16-09	04-08-09	200	GILDAN ACTIVEWEAR INC COM CAD	2,399.62	1,723.25	-676.37	
01-28-09	04-08-09	100	JOS A BANK CLOTHIERS INC COM STK	3,022.16	3,415.67	393.51	
01-13-09	04-08-09	100	JOS A BANK CLOTHIERS INC COM STK	2,996.60	3,393.30	396.70	
01-16-09	04-08-09	300	JOS A BANK CLOTHIERS INC COM STK	8,945.88	10,179.91	1,234.03	
01-28-09	04-08-09	100	JOS A BANK CLOTHIERS INC COM STK	2,978.00	3,393.30	415.30	
02-18-09	04-08-09	300	MACYS INC COM STK	2,409.54	3,006.91	597.37	
03-11-09	04-08-09	100	MACYS INC COM STK	792.20	1,002.30	210.10	
02-24-09	04-08-09	300	MACYS INC COM STK	2,322.69	3,006.92	684.23	
02-19-09	04-08-09	100	MACYS INC COM STK	767.00	1,002.30	235.30	
02-20-09	04-08-09	200	MACYS INC COM STK	1,528.60	2,004.61	476.01	
03-11-09	04-08-09	500	WARNACO GROUP INC COM STK	9,333.65	12,705.42	3,371.77	

Please note Buckingham Capital Management does not render advice on tax matters to clients. This information is not intended as tax advice, and you should consult with your own advisors on such decision. This report may not contain all information necessary to make a tax decision, for example this report does not take into account adjustments due to wash sales.

Buckingham Capital Management  
**REALIZED GAINS AND LOSSES**  
*Leeds Family Foundation -- Retail*  
**038C92429**  
*From 01-01-09 Through 12-31-09*

Open Date	Close Date	Quantity	Security	Cost Basis	Proceeds	Gain Or Loss	
						Short Term	Long Term
03-10-09	04-08-09	200	WARNACO GROUP INC COM STK	3,693.24	5,082.17	1,388.93	
10-31-08	04-08-09	1,000	QUIKSI VFR INC COM STK	2,665.60	1,164.56	-1,501.04	
10-31-08	04-08-09	200	QUIKSI VFR INC COM STK	533.12	233.79	-299.33	
10-31-08	04-08-09	100	QUIKSI VFR INC COM STK	251.99	116.90	-135.09	
03-26-09	04-08-09	400	QUIKSI VFR INC COM STK	558.08	467.58	-90.50	
03-26-09	04-09-09	-500	AEROPOSTALE COM STK	14,559.10	12,940.12	-1,618.98	
04-03-09	04-09-09	-300	AEROPOSTALE COM STK	8,735.46	8,433.67	-301.79	
04-02-09	04-09-09	-300	AEROPOSTALE COM STK	8,735.46	8,497.96	-237.50	
01-14-09	04-09-09	-300	BIS WHSE CLUB INC COM STK	9,762.93	9,204.64	-558.29	
03-30-09	04-09-09	-300	BIS WHSE CLUB INC COM STK	9,762.93	9,585.27	-177.66	
03-03-09	04-09-09	-100	COSTCO WHSE CORP NEW COM STK	4,660.98	4,097.29	-563.69	
03-20-09	04-09-09	-300	COSTCO WHSE CORP NEW COM STK	13,982.94	13,212.01	-770.93	
03-30-09	04-09-09	-100	COSTCO WHSE CORP NEW COM STK	4,660.98	4,611.89	-49.09	
03-30-09	04-09-09	-200	COSTCO WHSE CORP NEW COM STK	9,321.96	9,256.28	-65.68	
04-07-09	04-09-09	-300	COSTCO WHSE CORP NEW COM STK	13,982.94	13,974.93	-8.01	
01-11-08	04-09-09	-100	ETHAN ALLEN INTERIORS INC COM STK	1,400.99	2,359.86	958.87	
06-30-08	04-09-09	-100	ETHAN ALLEN INTERIORS INC COM STK	1,400.99	2,490.96	1,089.97	
10-07-08	04-09-09	-300	ETHAN ALLEN INTERIORS INC COM STK	4,202.97	7,658.95	3,455.98	
10-07-08	04-09-09	-200	ETHAN ALLEN INTERIORS INC COM STK	2,836.50	5,105.97	2,269.47	
02-04-08	04-09-09	-100	ETHAN ALLEN INTERIORS INC COM STK	1,418.25	3,013.56	1,595.31	
03-25-08	04-09-09	-200	ETHAN ALLEN INTERIORS INC COM STK	2,836.50	6,039.37	3,202.87	
01-24-08	04-09-09	-100	ETHAN ALLEN INTERIORS INC COM STK	1,418.25	3,068.49	1,650.24	
09-10-07	04-09-09	-100	ETHAN ALLEN INTERIORS INC COM STK	1,418.25	3,196.68	1,778.43	
06-30-08	04-09-09	-100	HAVERLY FURNITURE CO INC COM STK	1,060.25	1,003.22	-57.03	

Please note: Buckingham Capital Management does not render advice on tax matters to clients. This information is not intended as tax advice, and you should consult with your own advisors on such decision. This report may not contain all information necessary to make a tax decision, for example this report does not take into account adjustments due to wash sales.

Buckingham Capital Management  
**REALIZED GAINS AND LOSSES**  
*Leeds Family Foundation -- Retail*  
**038C92429**  
*From 01-01-09 Through 12-31-09*

Open Date	Close Date	Quantity	Security	Cost Basis	Proceeds	Gain Or Loss	
						Short Term	Long Term
03-27-09	04-09-09	-1,800	ISHARES DIUS REAL ESTATI	51,328.08	46,306.90	-5,021.18	
04-02-09	04-09-09	-1,000	ISHARES DIUS REAL ESTATI	28,515.60	26,647.25	-1,868.35	
04-06-09	04-09-09	-100	CARMAX INC COM STK	1,191.50	1,171.57	-19.93	
04-03-09	04-09-09	-400	CARMAX INC COM STK	4,766.00	4,901.01	135.01	
04-03-09	04-09-09	-100	CARMAX INC COM STK	1,190.34	1,225.25	34.91	
03-27-09	04-09-09	-100	POLO RALPH LAUREN CORP CL A COM STK	4,795.29	4,373.65	-421.64	
01-09-09	04-09-09	-100	WEINGARTEN REALTY INVESTORS (F COM REIT	1,304.23	1,880.12	575.89	
12-02-08	04-09-09	-3,000	WILLIAMS-SONOMA INC COM STK	36,356.70	21,850.07	-14,506.63	
03-06-09	04-09-09	-600	WILLIAMS-SONOMA INC COM STK	7,271.34	4,462.29	-2,809.05	
12-12-08	04-09-09	-500	WILLIAMS-SONOMA INC COM STK	6,059.45	3,868.57	-2,190.88	
02-27-09	04-09-09	-300	WILLIAMS-SONOMA INC COM STK	3,635.67	2,551.42	-1,084.25	
02-17-09	04-09-09	-600	WILLIAMS-SONOMA INC COM STK	7,271.34	5,267.19	-2,004.15	
01-29-09	04-09-09	-900	SPDR S&P RETAIL ETF	22,615.65	18,553.21	-4,062.44	
03-17-09	04-09-09	-1,300	SPDR S&P RETAIL ETF	32,667.05	26,881.24	-5,785.81	
01-29-09	04-09-09	-1,800	SPDR S&P RETAIL ETF	45,231.30	37,496.13	-7,735.17	
01-16-09	04-09-09	300	GILDAN ACTIVEWEAR INC COM CAD	3,599.43	2,839.87	-759.56	
01-15-09	04-09-09	100	KENNETH COLE PRODUCTIONS INC CL A	607.15	710.65	103.50	
03-26-09	04-09-09	600	QUIK SILVER INC COM STK	837.12	753.46	-83.66	
03-27-09	04-09-09	400	QUIK SILVER INC COM STK	538.64	502.30	-36.34	
03-27-09	04-09-09	300	QUIK SILVER INC COM STK	403.98	388.73	-15.25	
03-31-09	04-09-09	300	QUIK SILVER INC COM STK	403.50	388.73	-14.77	
03-25-09	04-09-09	400	QUIK SILVER INC COM STK	497.20	518.30	21.10	
03-25-09	04-13-09	400	QUIK SILVER INC COM STK	497.20	512.86	15.66	
03-24-09	04-13-09	300	QUIK SILVER INC COM STK	357.90	384.65	26.75	
02-06-09	04-14-09	300	GYMBOREFF CORP COM STK	8,247.06	8,634.28	387.22	
02-06-09	04-14-09	300	GYMBOREFF CORP COM STK	8,247.06	8,619.47	372.41	

Please note: Buckingham Capital Management does not render advice on tax matters to clients. This information is not intended as tax advice, and you should consult with your own advisors on such decision. This report may not contain all information necessary to make a tax decision, for example this report does not take into account adjustments due to wash sales.



Buckingham Capital Management  
**REALIZED GAINS AND LOSSES**  
*Leeds Family Foundation -- Retail*  
**038C92429**  
*From 01-01-09 Through 12-31-09*

Open Date	Close Date	Quantity	Security	Cost Basis	Proceeds	Gain Or Loss	
						Short Term	Long Term
12-04-08	04-14-09	100	GYMBOREE CORP COM STK	2,720.50	2,873.15	152.65	
12-04-08	04-14-09	100	GYMBOREE CORP COM STK	2,709.87	2,902.68	192.81	
12-04-08	04-14-09	100	GYMBOREE CORP COM STK	2,709.87	2,904.40	194.53	
03-12-09	04-14-09	200	ROYAL CARIBBEAN CRUISES LTD	1,438.62	2,291.94	853.32	
03-26-09	04-14-09	100	TALBOYS INC COM STK	364.36	356.63	-7.73	
03-26-09	04-14-09	200	TALBOYS INC COM STK	721.86	713.26	-8.60	
03-27-09	04-14-09	100	TALBOYS INC COM STK	358.18	356.63	-1.55	
03-10-09	04-14-09	400	WARNACO GROUP INC COM STK	7,386.48	10,903.35	3,516.87	
03-06-09	04-15-09	-200	CAREER FID CORP COM STK	4,226.84	4,155.02	-71.82	
03-16-09	04-15-09	-200	CORINTHIAN COLLEGES INC COM STK	3,395.12	3,309.92	-85.20	
08-15-08	04-15-09	-400	DEVRY INC DEL COM STK	17,212.56	20,665.56	3,453.00	
04-08-09	04-15-09	-100	HARLEY DAVIDSON INC COM STK	1,761.50	1,591.49	-170.01	
04-08-09	04-15-09	-200	HARLEY DAVIDSON INC COM STK	3,520.82	3,182.98	-337.84	
04-06-09	04-15-09	-200	SL GRIFFIN REALTY CORPORATION COM REIT	2,808.28	2,341.00	-467.28	
01-23-09	04-15-09	-100	SL GRIFFIN REALTY CORPORATION COM REIT	1,404.14	1,457.63	53.49	
03-20-09	04-15-09	-19	SIMON PROPERTY GROUP INC COM REIT	786.22	644.82	-141.40	
11-17-08	04-15-09	-100	SIMON PROPERTY GROUP INC COM REIT	4,137.98	5,134.14	996.16	
11-11-08	04-15-09	-200	SIMON PROPERTY GROUP INC COM REIT	8,275.96	11,558.77	3,282.81	
03-12-09	04-15-09	-700	WILLIAMS-SONOMA INC COM STK	8,326.85	6,613.56	-1,713.29	
02-07-08	04-15-09	100	APPLI INC COM STK	11,926.09	11,725.28		-200.81
04-09-09	04-15-09	300	BURGLER KING HOLDINGS INC COM	7,156.50	5,754.90	-1,401.60	
04-09-09	04-15-09	500	BURGLER KING HOLDINGS INC COM	11,917.10	9,591.50	-2,325.60	
10-08-08	04-15-09	100	DIKERS OUTDOOR CORP COM STK	7,977.86	6,071.81	-1,906.05	

Please note: Buckingham Capital Management does not render advice on tax matters to clients. This information is not intended as tax advice, and you should consult with your own advisors on such decision. This report may not contain all information necessary to make a tax decision, for example this report does not take into account adjustments due to wash sales.

Buckingham Capital Management  
**REALIZED GAINS AND LOSSES**  
*Leeds Family Foundation -- Retail*  
**038C92429**  
*From 01-01-09 Through 12-31-09*

Open Date	Close Date	Quantity	Security	Cost Basis	Proceeds	Gain Or Loss	
						Short Term	Long Term
02-20-09	04-15-09	200	FINISH LINE INC CL A COM STK	870 26	1,383 14	512 88	
03-24-09	04-15-09	200	FOSSIL INC STK	3,315 94	3,495 45	179 51	
03-25-09	04-15-09	100	FOSSIL INC STK	1,648 49	1,747 72	99 23	
02-19-09	04-15-09	100	FOSSIL INC STK	1 405 25	1,747 73	342 48	
02-19-09	04-15-09	300	FOSSIL INC STK	4 182 57	5,243 17	1,060 60	
04-13-09	04-15-09	400	GUESS INC STK	9,229 96	8,572 78	-657 18	
04-14-09	04-15-09	100	GUESS INC STK	2,218 68	2,143 19	-75 49	
03-24-09	04-15-09	200	GUESS INC STK	3,790 84	4,286 39	495 55	
03-24-09	04-15-09	100	GUESS INC STK	1 895 42	2,188 34	292 92	
03-19-09	04-15-09	200	GUESS INC STK	3,625 30	4,376 69	751 39	
03-19-09	04-15-09	400	GUESS INC STK	7,250 60	8,482 22	1,231 62	
03-18-09	04-15-09	700	GUESS INC STK	11,654 51	14,843 89	3,189 38	
03-18-09	04-15-09	100	GUESS INC STK	1 664 93	2,203 44	538 51	
03-18-09	04-15-09	400	GUESS INC STK	6 659 72	8,455 62	1,795 90	
03-16-09	04-15-09	100	GUESS INC STK	1,570 74	2,113 90	543 16	
03-17-09	04-15-09	200	GUESS INC STK	3,128 22	4,227 81	1,099 59	
04-13-07	04-15-09	200	G-HI APPAREL GROUP LTD COM STK	3,800 00	1 209 08		-2,590 92
03-23-09	04-15-09	300	GSI COMM INC STK	3,805 20	4 412 22	607 02	
12-04-08	04-15-09	100	GYMBOREI CORP COM STK	2,709 87	2,844 68	134 81	
02-27-09	04-15-09	300	GYMBOREI CORP COM STK	7 815 84	8,534 03	718 19	
02-27-09	04-15-09	100	GYMBOREI CORP COM STK	2,599 60	2,844 67	245 07	
02-27-09	04-15-09	300	GYMBOREI CORP COM STK	7 798 80	8,518 04	719 24	
01-16-09	04-15-09	400	JONES APPAREL GROUP INC COM STK	5 666 52	2,365 01	-3,301 51	
11-25-08	04-15-09	200	JONLS APPAREL GROUP INC COM STK	928 40	1,182 51	254 11	

Please note Buckingham Capital Management does not render advice on tax matters to clients. This information is not intended as tax advice, and you should consult with your own advisors on such decision. This report may not contain all information necessary to make a tax decision, for example this report does not take into account adjustments due to wash sales.

Buckingham Capital Management  
**REALIZED GAINS AND LOSSES**  
*Leeds Family Foundation -- Retail*  
**038C92429**  
*From 01-01-09 Through 12-31-09*

Open Date	Close Date	Quantity	Security	Cost Basis	Proceeds	Gain Or Loss	
						Short Term	Long Term
04-09-09	04-15-09	300	JOS A BANK C OTHIERS INC COM STK	11,116 98	10,984 45	-132 53	
08-28-08	04-15-09	100	LUMBER LIQUIDATORS HLDGS COM STK	1,252 73	1,336 87	84 14	
04-09-09	04-15-09	400	MACYS INC COM STK	4,410 00	4,661 92	251 92	
04-09-09	04-15-09	300	MACYS INC COM STK	3,307 50	3,496 44	188 94	
02-20-09	04-15-09	100	MACYS INC COM STK	764 30	1,165 48	401 18	
03-02-09	04-15-09	100	MACYS INC COM STK	761 25	1,165 48	404 23	
02-23-09	04-15-09	200	MACYS INC COM STK	1,488 70	2,330 96	842 26	
03-10-09	04-15-09	100	MACYS INC COM STK	735 82	1,165 48	429 66	
03-06-09	04-15-09	300	MACYS INC COM STK	2,098 89	3,496 43	1,397 54	
04-03-09	04-15-09	100	NIKE INC CL B COM STK	5,177 23	5,140 52	-36 71	
04-09-09	04-15-09	200	NIKE INC CL B COM STK	10,311 34	10,281 03	-30 31	
03-19-09	04-15-09	300	COLLECTIVE BRANDS INC COM STK	2,660 43	3,046 54	386 11	
03-11-09	04-15-09	200	ROYAL CARIBBEAN CRUISE LTD	1,359 32	2,215 76	856 44	
01-07-09	04-15-09	300	AARON REYNOLDS INC COM STK	8,020 56	8,730 74	710 18	
01-23-09	04-15-09	100	AARON REYNOLDS INC COM STK	2,640 58	2,910 24	269 66	
04-08-09	04-15-09	700	RUBY THURSDAY INC COM STK	3,678 01	4,456 43	778 42	
03-27-09	04-15-09	400	TALBOTS INC COM STK	1,432 72	1,319 32	-113 40	
03-31-09	04-15-09	300	TALBOTS INC COM STK	1,044 54	989 50	-55 04	
03-30-09	04-15-09	200	TALBOTS INC COM STK	671 94	659 66	-12 28	
03-30-09	04-15-09	200	TALBOTS INC COM STK	671 94	668 98	-2 96	
03-10-09	04-15-09	300	WARNACO GROUP INC COM STK	5,539 86	8,015 64	2,475 78	
02-24-09	04-16-09	-13	CALL - GIL 100@7 1/2 EXP 04.18/2009	6,279 00	766 99	-5,512 01	
01-23-09	04-16-09	-200	AMB PROPERTY CORPORATION COM STK	3,608 24	3,550 88	-57 36	
02-27-09	04-16-09	-200	ALEXANDRIA REAL ESTATE EQUITY COM RTM	7,702 42	7,985 51	283 09	

Please note Buckingham Capital Management does not render advice on tax matters to clients. This information is not intended as tax advice, and you should consult with your own advisors on such decision. This report may not contain all information necessary to make a tax decision, for example this report does not take into account adjustments due to wash sales.

Buckingham Capital Management  
**REALIZED GAINS AND LOSSES**  
*Leeds Family Foundation -- Retail*  
**038C92429**  
*From 01-01-09 Through 12-31-09*

Open Date	Close Date	Quantity	Security	Cost Basis	Proceeds	Gain Or Loss	
						Short Term	Long Term
01-23-09	04-16-09	-200	AVALONBAY COMMUNITIES INC COM STK	10,737 82	10,449 30	-288 52	
03-27-09	04-16-09	-200	BOSTON PROPERTIES INC MASSACH COM REIT	8,331 48	6,969 20	-1,362 28	
04-15-09	04-16-09	-100	COSTCO WHISEL CORP NEW COM STK	4,652 72	4,534 32	-118 40	
01-22-09	04-16-09	-200	COSTCO WHISEL CORP NEW COM STK	9,305 44	9,369 87	64 43	
02-27-09	04-16-09	-200	FASTGROUP PROPERTIES INC COM REIT	6 488 12	5,042 27	-1,445 85	
11-13-08	04-16-09	-100	EQUITY LIFESTYLE PROPERTIES INC COM REIT	4,173 14	3,533 90	-639 24	
01-12-09	04-16-09	-100	EQUITY LIFESTYLE PROPERTIES INC COM REIT	4,173 14	3,612 79	-560 35	
02-09-09	04-16-09	-200	EQUITY RESIDENTIAL COM REIT	4,252 02	4,566 77	314 75	
11-13-08	04-16-09	-200	ESSIX PROPERTY TR INC COM STK	12,957 76	14,878 82	1,921 06	
11-13-08	04-16-09	-100	HOME PROPERTIES INC COM STK	3,463 42	3,618 07	154 65	
04-08-09	04-16-09	-200	HARLEY DAVIDSON INC COM STK	3,808 00	3,182 98	-625 02	
02-24-09	04-16-09	-200	KENNAMETAL INC COM STK	3,972 50	3,371 30	-601 20	
02-13-09	04-16-09	-100	KENNAMETAL INC COM STK	1,986 25	1,805 50	-180 75	
02-10-09	04-16-09	-100	KENNAMETAL INC COM STK	1 986 25	1,935 54	-50 71	
02-10-09	04-16-09	-200	KENNAMETAL INC COM STK	3,972 50	3,929 63	-42 87	
04-06-09	04-16-09	-300	KILROY REALTY CORPORATION EL COM REIT	6 237 57	5,349 05	-888 52	
10-07-08	04-16-09	-200	LIBERTY PROPERTY TRUST COM REIT	4,633 44	5,909 08	1,275 64	
01-12-09	04-16-09	-200	REALTY INCOME CORP COM REIT	4,231 62	3,952 57	-279 05	
11-13-08	04-16-09	-100	CORPORATE OFFICE PROPERTIES TR COM REIT	2,885 52	2,453 52	-432 01	
11-17-08	04-16-09	-100	CORPORATE OFFICE PROPERTIES TR COM REIT	2,885 52	2,505 77	-379 75	

Please note Buckingham Capital Management does not render advice on tax matters to clients. This information is not intended as tax advice, and you should consult with your own advisors on such decision. This report may not contain all information necessary to make a tax decision, for example this report does not take into account adjustments due to wash sales.

Buckingham Capital Management  
**REALIZED GAINS AND LOSSES**  
*Leeds Family Foundation -- Retail*  
**038C92429**  
*From 01-01-09 Through 12-31-09*

Open Date	Close Date	Quantity	Security	Cost Basis	Proceeds	Gain Or Loss	
						Short Term	Long Term
10-14-08	04-16-09	-100	OVERSTOCK COM INC DFL COM STK	1,167 18	1,538 76	371 58	
04-08-09	04-16-09	-100	POLARIS INDS INC COM STK	2,923 02	2,447 16	-475 86	
10-08-08	04-16-09	-100	PS BUSIN SS PARKS INC COM REIT	4,221 68	4,782 49	560 81	
10-07-08	04-16-09	-100	PS BUSINESS PARKS INC COM REIT	4,221 68	4,950 18	728 50	
01-12-09	04-16-09	-200	REGI NCY CENTFRS CORP	7,123 88	7,673 17	549 29	
02-12-09	04-16-09	-200	SL GREFN REALTY CORPORATION COM REIT	3,118 84	2,987 46	-131 38	
02-10-09	04-16-09	-100	SL GREFN REALTY CORPORATION COM REIT	1,559 42	1,780 21	220 79	
03-27-09	04-16-09	-200	VORNADO REALTY TRUST COM REIT	8,026 08	6,988 20	-1,037 88	
07-01-08	04-16-09	-100	WINGARTEN REALTY INVESTORS (F COM REIT	1 442 93	2,989 11	1 546 18	
06-27-08	04-16-09	-100	WINGARTEN REALTY INVESTORS (F COM REIT	1 442 93	3,064 07	1,621 14	
06-23-08	04-16-09	-100	WINGARTEN REALTY INVESTORS (F COM REIT	1 442 93	3,095 98	1,653 05	
09-05-08	04-16-09	-200	WINGARTEN REALTY INVESTORS (F COM REIT	2 885 86	6,521 64	3,635 78	
02-25-09	04-17-09	-13	CALL - GFS 100 @ 20 EXP 04/18/2009	5,584 41	780 51	-4,803 90	
03-11-09	04-17-09	-6	CALL - GQU 100 @ 20 EXP 04/18/2009	6 251 76	473 99	-5,777 77	
03-06-09	04-17-09	-7	CALL - KSS 100 @ 40 EXP 04/18/2009	3,406 83	517 99	-2,888 84	
03-03-09	04-17-09	-6	CALL - KSS 100 @ 40 EXP 04/18/2009	2 920 14	534 17	-2,385 97	
03-11-09	04-17-09	-1	CALL - NKF 100 @ 50 EXP 04/18/2009 NIKE	51 50	51 50	0 00	
03-11-09	04-17-09	-6	CALL - NKF 100 @ 50 EXP 04/18/2009 NIKE	2,560 68	308 99	-2,251 69	
02-12-09	04-17-09	-6	CALL - NKF 100 @ 50 EXP 04/18/2009 NIKE	2,560 68	746 99	-1,813 69	
03-06-09	04-17-09	-13	CALL - PVH 100 @ 15 EXP 04/18/2009 PHILLIP	16,143 66	1,398 92	-14,744 74	
03-11-09	04-17-09	-13	CALL - PVH 100 @ 17 1/2 EXP 04/18/2009 PHILLIP	14,062 62	766 99	-13,295 63	
03-03-09	04-17-09	-7	CALL - PVH 100 @ 17 1/2 EXP 04/18/2009 PHILLIP	7 572 18	622 99	-6,949 19	
03-02-09	04-17-09	-6	CALL - PVH 100 @ 17 1/2 EXP 04/18/2009 PHILLIP	6,490 44	593 99	-5,896 45	

Please note Buckingham Capital Management does not render advice on tax matters to clients. This information is not intended as tax advice, and you should consult with your own advisors on such decision. This report may not contain all information necessary to make a tax decision, for example this report does not take into account adjustments due to wash sales.

Buckingham Capital Management  
**REALIZED GAINS AND LOSSES**  
*Leeds Family Foundation -- Retail*  
**038C92429**

*From 01-01-09 Through 12-31-09*

Open Date	Close Date	Quantity	Security	Cost Basis	Proceeds	Gain Or Loss	
						Short Term	Long Term
02-26-09	04-17-09	-6	CAL L- PVH 100@17 L2FXP 04/18/2009 PHILLIP	6 490 44	708 17	-5,782 27	
03-03-09	04-17-09	-13	CAL I - QIA 100@7 1/2 LXP 04/18/2009	901 67	901 67	0 00	
02-02-09	04-17-09	-3	CAL I - QZS 100 @ 30 LXP 04/18/2009	530 99	530 99	0 00	
01-16-09	04-17-09	-6	CAL L- QZS 100 @ 35 EXP 04/18/2009	1 181 99	1,181 99	0 00	
01-16-09	04-17-09	-6	CAL I - QZS 100 @ 40 EXP 04/18/2009	0 00	533 99	533 99	
02-06-09	04-17-09	-7	CAL I - SKX 100@7 1/2 LXP 04/18/2009	517 99	517 99	0 00	
02-26-09	04-17-09	-6	CAL L- IUY 100 @ 20 LXP 04/18/2009	3,741 60	716 99	-3,024 61	
02-25-09	04-17-09	-6	CAL I - IUY 100 @ 20 EXP 04/18/2009	3,741 60	815 99	-2,925 61	
03-12-09	04-17-09	-13	CALL - WMF 100 @ 50 LXP 04/18/2009 WAL	1,842 34	1,842 34	0 00	
02-25-09	04-17-09	-6	CALL- WMF 100@52 L2FXP 04/18/2009 WAL	0 00	571 85	571 85	
03-16-09	04-17-09	-6	CALL- WRC 100 @ 20 LXP 04/18/2009	5,770 86	671 99	-5,098 87	
02-20-09	04-17-09	-6	CAL I - WRC 100 @ 25 LXP 04/18/2009	2,955 90	593 27	-2,362 63	
02-20-09	04-17-09	-14	CAL I - WRC 100 @ 25 LXP 04/18/2009	1 384 31	1,384 31	0 00	
01-16-09	04-17-09	-6	CAL I - WRC 100 @ 25 LXP 04/18/2009	746 99	746 99	0 00	
03-04-09	04-17-09	-6	CALL- /IQ 100 @ 10 EXP 04/18/2009	2,778 00	353 99	-2,424 01	
04-15-09	04-17-09	-100	AVON PRODS INC COM STK	2,218 92	2,085 09	-133 83	
11-06-08	04-17-09	-100	AVON PRODS INC COM STK	2,218 92	2,557 08	338 16	
10-15-08	04-17-09	-500	AVON PRODS INC COM STK	11,094 60	15,030 46	3,935 86	
10-24-08	04-17-09	-100	BLACK & DECKER CORP COM	3 380 13	4,525 74	1,145 61	
11-07-08	04-17-09	-100	BLACK & DECKER CORP COM	3 380 13	4,566 98	1,186 85	
10-29-08	04-17-09	-100	BLACK & DECKER CORP COM	3 380 13	4,834 02	1,453 89	
10-08-08	04-17-09	-100	BLACK & DECKER CORP COM	3,380 13	5,320 29	1,940 16	
10-07-08	04-17-09	-100	BLACK & DECKER CORP COM	3 380 13	5,371 82	1,991 69	
01-29-08	04-17-09	-100	BLACK & DECKER CORP COM	3,380 13	6,968 39	3,588 26	

Please note Buckingham Capital Management does not render advice on tax matters to clients. This information is not intended as tax advice, and you should consult with your own advisors on such decision. This report may not contain all information necessary to make a tax decision, for example this report does not take into account adjustments due to wash sales.

Buckingham Capital Management  
**REALIZED GAINS AND LOSSES**  
*Leeds Family Foundation -- Retail*  
**038C92429**  
*From 01-01-09 Through 12-31-09*

Open Date	Close Date	Quantity	Security	Cost Basis	Proceeds	Gain Or Loss	
						Short Term	Long Term
03-27-09	04-17-09	-600	BOSTON PROPERTIES INC MASSACH COM REIT	27,152 82	20,907 60	-6,245 22	
04-06-09	04-17-09	-200	BOSTON PROPERTIES INC MASSACH COM REIT	9,050 94	7,834 39	-1,216 55	
02-02-09	04-17-09	-200	BOSTON PROPERTIES INC MASSACH COM REIT	9,050 94	8,477 05	-573 89	
01-09-09	04-17-09	-200	FEDERAL REALTY INVESTMENT TRUS COM REIT	11,663 22	11,598 69	-64 53	
09-05-08	04-17-09	-100	FEDERAL REALTY INVESTMENT TRUS COM REIT	5,831 61	7,395 86	1,564 25	
09-08-08	04-17-09	-100	FEDERAL REALTY INVESTMENT TRUS COM REIT	5,831 61	7,878 89	2,047 28	
04-16-09	04-17-09	-700	GAMESTOP CORP NEW CL A COM STK	19,950 21	21,508 27	1,558 06	
03-27-09	04-17-09	-500	VORNADO REALTY TRUST COM REIT	21,899 45	17,470 50	-4,428 95	
04-06-09	04-17-09	-200	VORNADO REALTY TRUST COM REIT	8 759 78	7,600 11	-1,159 67	
12-22-08	04-17-09	-15	VORNADO REALTY TRUST COM REIT	656 98	858 80	201 82	
10-08-08	04-17-09	100	DECKERS OUTDOOR CORP COM STK	7 977 86	6,596 66	-1,381 20	
10-23-08	04-17-09	100	DECKERS OUTDOOR CORP COM STK	7 813 07	6,596 66	-1,216 41	
10-27-08	04-17-09	100	DECKERS OUTDOOR CORP COM STK	7,681 86	6,596 66	-1,085 20	
01-09-08	04-17-09	246	ICONIX BRAND GROUP INC	4,116 93	2,010 65		-2,106 28
03-19-08	04-17-09	100	ICONIX BRAND GROUP INC	1,656 11	817 34		-838 77
04-25-08	04-17-09	400	ICONIX BRAND GROUP INC	6,599 24	3,269 35	-3 329 89	
04-21-08	04-17-09	100	ICONIX BRAND GROUP INC	1 608 39	817 34	-791 05	
04-21-08	04-17-09	100	ICONIX BRAND GROUP INC	1,604 00	817 34	-786 66	
04-21-08	04-17-09	200	ICONIX BRAND GROUP INC	3 201 16	1,634 67	-1,566 49	
04-23-08	04-17-09	100	ICONIX BRAND GROUP INC	1 539 68	817 34	-722 34	
04-23-08	04-17-09	54	ICONIX BRAND GROUP INC	827 67	441 36	-386 31	

Please note Buckingham Capital Management does not render advice on tax matters to clients. This information is not intended as tax advice, and you should consult with your own advisors on such decision. This report may not contain all information necessary to make a tax decision, for example this report does not take into account adjustments due to wash sales.

Buckingham Capital Management  
**REALIZED GAINS AND LOSSES**  
*Leeds Family Foundation -- Retail*  
**038C92429**  
*From 01-01-09 Through 12-31-09*

Open Date	Close Date	Quantity	Security	Cost Basis	Proceeds	Gain Or Loss	
						Short Term	Long Term
04-16-09	04-17-09	100	JOS A BANK CLOTHIERS INC COM STK	3,916 82	3,174 91	-741 91	
04-16-09	04-17-09	100	JOS A BANK CLOTHIERS INC COM STK	3,823 44	3,174 92	-648 52	
01-15-09	04-17-09	100	JOS A BANK CLOTHIERS INC COM STK	2,926 52	3,174 91	248 39	
01-15-09	04-17-09	100	JOS A BANK CLOTHIERS INC COM STK	2,926 52	3,694 90	768 38	
01-14-09	04-17-09	200	JOS A BANK CLOTHIERS INC COM STK	5,847 36	7,389 80	1,542 44	
03-18-09	04-17-09	100	JOS A BANK CLOTHIERS INC COM STK	2,897 01	3,694 90	797 89	
04-07-09	04-17-09	200	JOS A BANK CLOTHIERS INC COM STK	5,720 26	7,389 81	1,669 55	
03-06-09	04-17-09	200	MACYS INC COM STK	1,399 26	2,581 95	1,182 69	
11-26-08	04-17-09	400	MACYS INC COM STK	2,794 96	5,163 91	2,368 95	
01-07-09	04-17-09	100	NIKE INC CL B COM STK	5,071 02	5,049 37	-21 65	
04-16-09	04-17-09	400	PACIFIC SUNWEAR CALIF INC COM STK	671 60	865 45	193 85	
02-12-09	04-17-09	200	PACIFIC SUNWEAR CALIF INC COM STK	312 76	432 73	119 97	
03-11-09	04-17-09	500	ROYAL CARIBBEAN CRUISES LTD	3,398 30	5,889 49	2,491 19	
09-23-08	04-17-09	100	SKECHERS U S A INC CL A COM STK	1,716 00	821 98	-894 02	
09-22-08	04-17-09	600	SKECHERS U S A INC CL A COM STK	10,289 76	4,931 86	-5,357 90	
10-10-08	04-17-09	100	WAL-MART STORES INC COM STK	5,005 72	5,139 59	133 87	
03-06-09	04-17-09	500	WAL-MART STORES INC COM STK	24,821 20	25,697 93	876 73	
02-06-09	04-17-09	700	WAL-MART STORES INC COM STK	34,457 50	35,977 10	1,519 60	
03-10-09	04-17-09	700	WARNACO GROUP INC COM STK	12,926 34	18,231 49	5,305 15	
03-10-09	04-17-09	200	WARNACO GROUP INC COM STK	3,650 88	5,209 00	1,558 12	
03-10-09	04-17-09	200	WARNACO GROUP INC COM STK	3,631 66	5,208 99	1,577 33	
03-10-09	04-17-09	200	WARNACO GROUP INC COM STK	3,631 36	5,209 00	1,577 64	
03-10-09	04-17-09	300	WARNACO GROUP INC COM STK	5,444 91	7,813 49	2,368 58	
03-10-09	04-17-09	200	WARNACO GROUP INC COM STK	3,628 40	5,209 00	1,580 60	
03-05-09	04-17-09	100	WARNACO GROUP INC COM STK	1,803 62	2,604 50	800 88	

Please note: Buckingham Capital Management does not render advice on tax matters to clients. This information is not intended as tax advice, and you should consult with your own advisors on such decision. This report may not contain all information necessary to make a tax decision, for example this report does not take into account adjustments due to wash sales.



Buckingham Capital Management  
**REALIZED GAINS AND LOSSES**  
*Leeds Family Foundation -- Retail*  
**038C92429**  
*From 01-01-09 Through 12-31-09*

Open Date	Close Date	Quantity	Security	Cost Basis	Proceeds	Gain Or Loss	
						Short Term	Long Term
03-10-09	04-17-09	100	WARNACO GROUP INC COM STK	1,765.76	2,604.49	838.73	
02-26-09	04-17-09	-13	PUT - AN 100@7 1/2 EXP 04/18/2009	0.00	441.99	441.99	
01-12-09	04-17-09	-7	PUT - AVP 100 @ 20 EXP 04/18/2009 AVON	0.00	1,220.79	1,220.79	
02-10-09	04-17-09	-6	PUT - AVP 100@17 1/2EXP 04/18/2009 AVON	0.00	353.99	353.99	
03-06-09	04-17-09	-6	PUT - BIQ 100@17 1/2EXP 04/18/2009	0.00	458.99	458.99	
12-15-08	04-17-09	-7	PUT - BKS 100 @ 10 EXP 04/18/2009	0.00	623.00	623.00	
01-12-09	04-17-09	-7	PUT - BKS 100 @ 15 EXP 04/18/2009	0.00	1,001.34	1,001.34	
01-20-09	04-17-09	-6	PUT - BKS 100@12 1/2EXP 04/18/2009	0.00	353.99	353.99	
02-02-09	04-17-09	-7	PUT - BKS 100@12 1/2EXP 04/18/2009	0.00	447.99	447.99	
01-16-09	04-17-09	-13	PUT - CCI 100 @ 15 EXP 04/18/2009 CARNIVA	0.00	1,091.99	1,091.99	
01-29-09	04-17-09	-7	PUT - CCI 100@12 1/2EXP 04/18/2009 CARNIVA	0.00	356.99	356.99	
12-24-08	04-17-09	-5	PUT - FDU 100 @ 35 EXP 04/18/2009	0.00	1,414.29	1,414.29	
01-05-09	04-17-09	-13	PUT - FDO 100 @ 20 EXP 04/18/2009 FAMILY	0.00	1,496.68	1,496.68	
02-20-09	04-17-09	-19	PUT - FDO 100 @ 25 EXP 04/18/2009 FAMILY	0.00	2,925.98	2,925.98	
12-22-08	04-17-09	-7	PUT - FDO 100@17 1/2EXP 04/18/2009 FAMILY	0.00	674.16	674.16	
12-24-08	04-17-09	-3	PUT - FDO 100@17 1/2EXP 04/18/2009 FAMILY	0.00	291.44	291.44	
03-06-09	04-17-09	-6	PUT - FDO 100@27 1/2EXP 04/18/2009 FAMILY	0.00	703.19	703.19	
02-25-09	04-17-09	-6	PUT - FDO 100@27 1/2EXP 04/18/2009 FAMILY	0.00	1,451.99	1,451.99	
12-24-08	04-17-09	-5	PUT - HUC 100 @ 15 EXP 04/18/2009	0.00	559.99	559.99	
01-20-09	04-17-09	-6	PUT - HUC 100 @ 15 EXP 04/18/2009	0.00	773.99	773.99	
01-20-09	04-17-09	-6	PUT - HUC 100@12 1/2EXP 04/18/2009	0.00	365.99	365.99	
02-10-09	04-17-09	-6	PUT - MAR 100@12 1/2EXP 04/18/2009	0.00	473.99	473.99	

Please note Buckingham Capital Management does not render advice on tax matters to clients. This information is not intended as tax advice, and you should consult with your own advisors on such decision. This report may not contain all information necessary to make a tax decision, for example this report does not take into account adjustments due to wash sales.

Buckingham Capital Management  
**REALIZED GAINS AND LOSSES**  
*Leeds Family Foundation – Retail*  
**038C92429**

*From 01-01-09 Through 12-31-09*

Open Date	Close Date	Quantity	Security	Cost Basis	Proceeds	Gain Or Loss	
						Short Term	Long Term
03-05-09	04-17-09	-8	PUT - MVL 100@22 1/2F:XP 04/18/2009	0 00	815 99	815 99	
12-18-08	04-17-09	-7	PUT - PRQ 100 @ 45 EXP 04/18/2009	0 00	1,805 79	1,805 79	
01-09-09	04-17-09	-7	PUT - QPI 100 @ 15 EXP 04/18/2009	0 00	713 99	713 99	
12-24-08	04-17-09	-5	PUT - RI 100 @ 25 EXP 04/18/2009	0 00	484 99	484 99	
02-20-09	04-17-09	-7	PUT - RI 100 @ 30 EXP 04/18/2009	0 00	853 99	853 99	
01-12-09	04-17-09	-7	PUT - RI 100 @ 30 EXP 04/18/2009	0 00	1,133 99	1,133 99	
01-14-09	04-17-09	-7	PUT - RI 100 @ 30 EXP 04/18/2009	0 00	1,203 99	1,203 99	
01-20-09	04-17-09	-5	PUT - RI 100 @ 30 EXP 04/18/2009	0 00	1,034 99	1,034 99	
01-07-09	04-17-09	-13	PUT - RI 100 @ 35 EXP 04/18/2009	0 00	2,642 36	2,642 36	
01-09-09	04-17-09	-7	PUT - RI 100 @ 35 EXP 04/18/2009	0 00	1,746 49	1,746 49	
01-14-09	04-17-09	-7	PUT - RI 100 @ 35 EXP 04/18/2009	0 00	2,288 98	2,288 98	
12-24-08	04-17-09	-5	PUT - THI 100 @ 20 EXP 04/18/2009	0 00	328 29	328 29	
01-20-09	04-17-09	-6	PUT - IQQ 100 @ 25 EXP 04/18/2009	0 00	881 99	881 99	
01-06-09	04-17-09	-7	PUT - IQQ 100 @ 30 EXP 04/18/2009	0 00	1,833 98	1,833 98	
12-24-08	04-17-09	-10	PUT - YUM 100@22 1/2I XP 04/18/2009	0 00	989 99	989 99	
03-05-09	04-17-09	-16	PUT - ZWR 100@17 1/2I XP 04/18/2009 C I T F	0 00	2,911 98	2,911 98	
12-08-08	04-20-09	100	AARON'S INC COM STK	2,539 69	2,903 57	363 88	
10-27-08	04-20-09	100	DECKERS OUTDOOR CORP COM STK	7,681 86	6,159 15	-1,522 71	
02-19-09	04-20-09	200	FOSSIL INC COM STK	2,788 38	3,463 13	674 75	
12-16-08	04-20-09	100	FOSSIL INC COM STK	1,387 24	1,731 56	344 32	
12-04-08	04-20-09	100	GYMBOREI CORP COM STK	2,598 14	3,029 38	431 24	
08-28-08	04-20-09	100	LUMBER LIQUIDATORS HDGS COM STK	1,252 73	1,334 67	81 94	
08-25-08	04-20-09	100	LUMBER LIQUIDATORS HDGS COM STK	1,252 35	1,334 67	82 32	
05-02-08	04-20-09	100	LUMBER LIQUIDATORS HDGS COM STK	1,228 35	1,334 68	106 33	

Please note Buckingham Capital Management does not render advice on tax matters to clients. This information is not intended as tax advice, and you should consult with your own advisors on such decision. This report may not contain all information necessary to make a tax decision, for example this report does not take into account adjustments due to wash sales.

Buckingham Capital Management  
**REALIZED GAINS AND LOSSES**  
*Leeds Family Foundation -- Retail*  
**038C92429**  
*From 01-01-09 Through 12-31-09*

Open Date	Close Date	Quantity	Security	Cost Basis	Proceeds	Gain Or Loss	
						Short Term	Long Term
11-26-08	04-20-09	400	MACYS INC STK	2,794.96	4,772.16	1,977.20	
12-03-08	04-20-09	300	MACYS INC STK	2,061.00	3,579.12	1,518.12	
12-03-08	04-20-09	1,200	MACYS INC STK	8,237.88	14,316.46	6,078.58	
03-05-09	04-20-09	200	MACYS INC STK	1,326.00	2,386.08	1,060.08	
12-01-08	04-20-09	100	MACYS INC STK	662.50	1,193.04	530.54	
11-25-08	04-20-09	500	MACYS INC STK	3,235.05	5,965.19	2,730.14	
12-04-07	04-20-09	100	PHILIPS-VAN HEUSEN CORP COM STK	3,750.96	2,648.03		-1,102.93
04-08-09	04-20-09	700	STAPLES INC STK	13,320.02	14,072.29	752.27	
03-10-09	04-20-09	100	WARNACO GROUP INC COM STK	1,765.76	2,765.59	999.83	
03-05-09	04-21-09	-300	AUTOLIV INC STK	6,943.56	3,831.87	-3,111.69	
02-03-09	04-21-09	-300	AUTONATION INC COM STK	4,430.88	2,824.00	-1,606.88	
12-03-08	04-21-09	-100	CHIPOTLE MEXICAN GRILL INC COM	7,932.56	4,690.30	-3,242.26	
12-01-08	04-21-09	-100	CHIPOTLE MEXICAN GRILL INC COM	7,941.13	4,755.95	-3,185.18	
12-03-08	04-21-09	-100	CHIPOTLE MEXICAN GRILL INC COM	7,941.13	4,821.97	-3,119.16	
10-14-08	04-21-09	-100	CHIPOTLE MEXICAN GRILL INC COM	7,941.13	4,903.86	-3,037.27	
11-12-08	04-21-09	-100	DEVRY INC DEL COM STK	4,300.92	5,311.69	1,010.77	
09-17-08	04-21-09	-100	DEVRY INC DEL COM STK	4,300.92	5,322.74	1,021.82	
11-18-08	04-21-09	-100	DEVRY INC DEL COM STK	4,300.92	5,344.78	1,043.86	
11-07-08	04-21-09	-100	DEVRY INC DEL COM STK	4,300.92	5,365.30	1,064.38	
11-17-08	04-21-09	-100	DEVRY INC DEL COM STK	4,300.92	5,419.43	1,118.51	
10-29-08	04-21-09	-100	DEVRY INC DEL COM STK	4,300.92	5,464.24	1,163.32	
01-22-09	04-21-09	-100	DEVRY INC DEL COM STK	4,300.92	6,338.17	2,037.25	
01-20-09	04-21-09	-300	BRINKER INTL INC COM STK	5,350.32	2,513.60	-2,836.73	
01-16-09	04-21-09	-100	BRINKER INTL INC COM STK	1,783.44	926.37	-857.07	

Please note: Buckingham Capital Management does not render advice on tax matters to clients. This information is not intended as tax advice, and you should consult with your own advisors on such decision. This report may not contain all information necessary to make a tax decision, for example this report does not take into account adjustments due to wash sales.

Buckingham Capital Management  
**REALIZED GAINS AND LOSSES**  
*Leeds Family Foundation -- Retail*  
**038C92429**  
*From 01-01-09 Through 12-31-09*

Open Date	Close Date	Quantity	Security	Cost Basis	Proceeds	Gain Or Loss	
						Short Term	Long Term
03-30-09	04-21-09	-100	LOWES COS INC COM STK	2,006.02	1,821.99	-184.03	
04-17-09	04-21-09	100	COACH INC COM STK	1,876.17	2,103.53	227.36	
04-16-09	04-21-09	300	COACH INC COM STK	5,613.09	6,310.58	697.49	
04-13-09	04-21-09	300	COACH INC COM STK	5,556.69	6,310.57	753.88	
04-14-09	04-21-09	200	COACH INC COM STK	3,703.84	4,167.07	463.23	
04-20-09	04-21-09	100	COACH INC COM STK	1,833.70	2,083.53	249.83	
11-24-08	04-21-09	1,600	MACYS INC COM STK	9,931.20	18,922.07	8,990.87	
04-09-09	04-21-09	700	MCDONALDS COM	39,759.23	38,657.48	-1,101.75	
02-26-09	04-21-09	-6	PUT - DV 100 @ 45 FXP 05/16/2009 DIVY	2,628.00	2,051.98	-576.02	
03-20-09	04-22-09	-500	ABERCROMBIE & FITCH CO CL A COM STK	12,506.25	11,156.58	-1,349.67	
03-19-09	04-22-09	-400	ABERCROMBIE & FITCH CO CL A COM STK	10,005.00	9,161.87	-843.13	
10-14-08	04-22-09	-200	CHIPOTLE MEXICAN GRILL INC COM	16,812.70	9,807.72	-7,004.98	
03-05-09	04-22-09	-100	CHIPOTLE MEXICAN GRILL INC COM	8,406.35	4,997.97	-3,408.38	
03-20-09	04-22-09	-100	DARDEN RESTAURANTS INC COM STK	4,015.40	3,345.36	-670.04	
01-16-09	04-22-09	-400	BRINKER INTL INC COM STK	7,737.96	3,705.50	-4,032.46	
01-12-09	04-22-09	-300	BRINKER INTL INC COM STK	5,803.47	2,989.24	-2,814.23	
04-15-09	04-22-09	-300	JCPENNEY CO INC COM STK	8,409.06	7,460.35	-948.71	
01-07-09	04-22-09	-100	PEI CHANG'S CHINA BISTRO INC COM STK	3,263.52	2,166.53	-1,096.99	
07-15-08	04-22-09	-200	PEI CHANG'S CHINA BISTRO INC COM STK	6,527.04	4,352.91	-2,174.13	
01-20-09	04-22-09	-600	WHOLE FOODS MKT INC COM STK	11,051.82	6,731.96	-4,319.86	
10-22-08	04-22-09	-200	WHOLE FOODS MKT INC COM STK	3,683.94	2,415.44	-1,268.50	
03-12-09	04-22-09	-300	WILLIAMS-SONOMA INC COM STK	4,155.54	2,834.38	-1,321.16	
03-13-09	04-22-09	-400	WILLIAMS-SONOMA INC COM STK	5,540.72	3,783.50	-1,757.22	
04-21-09	04-22-09	-200	WYNN RESORTS LTD COM STK	6,673.90	6,000.48	-673.42	
04-22-09	04-22-09	100	BALLY TECH INC COM	2,518.97	2,470.93	-48.04	

Please note: Buckingham Capital Management does not render advice on tax matters to clients. This information is not intended as tax advice, and you should consult with your own advisors on such decision. This report may not contain all information necessary to make a tax decision, for example this report does not take into account adjustments due to wash sales.

Buckingham Capital Management  
**REALIZED GAINS AND LOSSES**  
*Leeds Family Foundation -- Retail*  
**038C92429**

*From 01-01-09 Through 12-31-09*

Open Date	Close Date	Quantity	Security	Cost Basis	Proceeds	Gain Or Loss	
						Short Term	Long Term
10-27-08	04-22-09	100	DECKERS OUTDOOR CORP COM STK	7,681 86	6,287 81	-1,394 05	
11-19-08	04-22-09	100	MACYS INC COM STK	578 75	1,291 50	712 75	
04-21-09	04-22-09	200	TUPLERWARE BRANDS CORPORATION COM STK	4,165 44	5,054 43	888 99	
04-20-09	04-22-09	100	TUPPERWARE BRANDS CORPORATION COM STK	2,069 00	2,527 21	458 21	
04-20-09	04-22-09	100	TUPPERWARE BRANDS CORPORATION COM STK	2,063 43	2,527 21	463 78	
04-22-09	04-22-09	300	UNDER ARMOUR INC CL A COM STK	6,264 99	6,252 82	-12 17	
04-21-09	04-22-09	500	WMS INDUSTRIES INC COM STK	13,310 90	14,637 07	1,326 17	
04-21-09	04-22-09	200	WMS INDUSTRIES INC COM STK	5,208 00	5,983 66	775 66	
03-04-09	04-22-09	100	WAL-MART STORES INC COM STK	4 831 55	4,885 57	54 02	
03-06-09	04-23-09	-200	ANHEUSER-BUSCH INBEV NV (BE LISTING)	5 881 51	4,797 04	-1,084 47	
03-09-09	04-23-09	-200	ANHEUSER-BUSCH INBEV NV (BE LISTING)	5,881 51	4,922 14	-959 37	
03-05-09	04-23-09	-300	ANHEUSER-BUSCH INBEV NV (BE LISTING)	8,822 27	7,654 01	-1,168 26	
03-02-09	04-23-09	-300	ANHEUSER-BUSCH INBEV NV (BE LISTING)	8 822 26	7,693 97	-1,128 29	
10-29-08	04-23-09	-300	ADIDAS AG	11,823 67	10,262 92	-1,560 75	
11-07-08	04-23-09	-100	ADIDAS AG	3,941 22	3,462 50	-478 72	
02-13-09	04-23-09	-200	ADIDAS AG	7,882 45	6,937 06	-945 39	
10-29-08	04-23-09	-300	ADIDAS AG	11,823 67	10,511 48	-1,312 19	
10-31-08	04-23-09	-108	ADIDAS AG	4,256 52	3,801 26	-455 26	
10-30-08	04-23-09	-108	ADIDAS AG	4,256 52	3,905 68	-350 84	
11-03-08	04-23-09	-100	ADIDAS AG	3,941 22	3,620 61	-320 61	
10-10-08	04-23-09	-100	INDITEX ORDS SHS (SPA LISTED)	4,390 76	3,521 29	-869 48	
10-09-08	04-23-09	-200	INDITEX ORDS SHS (SPA LISTED)	8 781 51	7,627 97	-1,153 54	
10-15-08	04-23-09	-100	INDITEX ORDS SHS (SPA LISTED)	4,390 76	3,821 17	-569 59	
02-02-09	04-23-09	-300	BURBERRY GROUP PLC ORD SHS 0 05	1,780 06	1,035 90	-744 16	
02-02-09	04-23-09	-300	BURBERRY GROUP PLC ORD SHS 0 05	1,780 06	1,047 02	-733 04	
02-03-09	04-23-09	-400	BURBERRY GROUP PLC ORD SHS 0 05	2,373 41	1,419 95	-953 46	
02-03-09	04-23-09	-300	BURBERRY GROUP PLC ORD SHS 0 05	1,780 05	1,072 42	-707 63	
01-30-09	04-23-09	-600	BURBERRY GROUP PLC ORD SHS 0 05	3,560 11	2,179 29	-1,380 82	

Please note Buckingham Capital Management does not render advice on tax matters to clients. This information is not intended as tax advice, and you should consult with your own advisors on such decision. This report may not contain all information necessary to make a tax decision, for example this report does not take into account adjustments due to wash sales.

Buckingham Capital Management  
**REALIZED GAINS AND LOSSES**  
*Leeds Family Foundation -- Retail*  
**038C92429**

*From 01-01-09 Through 12-31-09*

Open Date	Close Date	Quantity	Security	Cost Basis	Proceeds	Gain Or Loss	
						Short Term	Long Term
02-04-09	04-23-09	-300	BURBERRY GROUP PLC ORD SHS 0.05	1,780.05	1,146.09	-633.96	
02-05-09	04-23-09	-400	BURBERRY GROUP PLC ORD SHS 0.05	2,373.41	1,578.11	-795.30	
03-06-09	04-23-09	-100	SAB MILLER PLC USD0.10 ORDS	1,554.54	1,308.59	-245.96	
03-05-09	04-23-09	-300	SAB MILLER PLC USD0.10 ORDS	4,663.62	4,043.36	-620.26	
03-02-09	04-23-09	-300	SAB MILLER PLC USD0.10 ORDS	4,663.62	4,120.15	-543.47	
02-23-09	04-23-09	-100	ORILLAMI SDR (SWE FISHING)	3,889.82	2,262.55	-1,627.27	
10-06-08	04-23-09	-100	CRACKER BARREL OLD COUNTRY STORE INC	3,447.06	2,196.56	-1,250.50	
01-09-09	04-23-09	-205	CARNIVAL CORP	5,676.04	4,806.69	-869.35	
04-08-09	04-23-09	-1,000	CARNIVAL CORP	27,688.00	23,748.58	-3,939.42	
04-20-09	04-23-09	-400	CARNIVAL CORP	11,075.20	10,109.25	-965.95	
03-20-09	04-23-09	-200	DARDEN RESTAURANTS INC COM STK	8,049.98	6,690.72	-1,359.26	
04-07-09	04-23-09	-100	DARDEN RESTAURANTS INC COM STK	4,024.99	3,532.01	-492.98	
04-21-09	04-23-09	-300	INTERNATIONAL GAME TECHNOLOGY COM	3,505.68	3,189.99	-315.69	
04-16-09	04-23-09	-400	JCPENNEY CO INC COM STK	10,430.24	10,209.93	-220.31	
11-06-08	04-23-09	-100	UNITED NAT FOODS INC COM STK	2,222.88	2,045.32	-177.56	
11-11-08	04-23-09	-100	UNITED NAT FOODS INC COM STK	2,222.88	2,069.83	-153.05	
11-10-08	04-23-09	-100	UNITED NAT FOODS INC COM STK	2,222.88	2,086.48	-136.40	
11-10-08	04-23-09	-200	UNITED NAT FOODS INC COM STK	4,445.76	4,183.63	-262.13	
10-22-08	04-23-09	-100	WHOLE FOODS MKT INC COM STK	1,909.96	1,207.72	-702.24	
10-21-08	04-23-09	-100	WHOLE FOODS MKT INC COM STK	1,909.96	1,242.67	-667.29	
10-21-08	04-23-09	-100	WHOLE FOODS MKT INC COM STK	1,930.50	1,242.67	-687.83	
03-13-09	04-23-09	-100	WILLIAMS-SONOMA INC COM STK	1,350.38	945.87	-404.51	
03-30-09	04-23-09	-500	WILLIAMS-SONOMA INC COM STK	6,751.90	4,989.97	-1,761.93	
04-02-09	04-23-09	-100	WILLIAMS-SONOMA INC COM STK	1,350.38	1,093.70	-256.68	
03-27-09	04-23-09	200	BEST BUY INC STK	7,643.20	8,028.53	385.33	
04-16-09	04-23-09	100	BEST BUY INC STK	3,775.16	4,014.27	239.11	

Please note: Buckingham Capital Management does not render advice on tax matters to clients. This information is not intended as tax advice, and you should consult with your own advisors on such decision. This report may not contain all information necessary to make a tax decision, for example this report does not take into account adjustments due to wash sales.

Buckingham Capital Management  
**REALIZED GAINS AND LOSSES**  
*Leeds Family Foundation -- Retail*  
**038C92429**

*From 01-01-09 Through 12-31-09*

Open Date	Close Date	Quantity	Security	Cost Basis	Proceeds	Gain Or Loss	
						Short Term	Long Term
04-20-09	04-23-09	200	COACH INC COM STK	3,667 40	4,411 07	743 67	
04-15-09	04-23-09	300	COACH INC COM STK	5,471 40	6,616 60	1,145 20	
03-18-09	04-23-09	200	COACH INC COM STK	3 175 82	4,411 06	1,235 24	
04-17-09	04-23-09	100	DECKERS OUTDOOR CORP COM STK	6,581 45	6,336 06	-245 39	
04-20-09	04-23-09	100	GUESS INC COM STK	2,263 46	2,407 98	144 52	
12-04-08	04-23-09	700	GYMBORGE CORP COM STK	18,186 98	22,037 74	3,850 76	
12-04-08	04-23-09	100	GYMBORGE CORP COM STK	2,598 14	3,108 97	510 83	
01-07-09	04-23-09	100	NIKE INC CL B COM STK	5 071 02	5,472 91	401 89	
04-09-09	04-23-09	200	PINN NATIONAL GAMING INC COM STK	5 464 74	5,960 35	495 61	
04-02-09	04-23-09	400	PINN NATIONAL GAMING INC COM STK	10 633 44	11,920 69	1,287 25	
03-04-09	04-23-09	300	WAL-MART STORES INC COM STK	14 494 65	14,565 82	71 17	
03-05-09	04-24-09	-200	CHIPOTLE MEXICAN GRILL INC COM	16 359 62	9,995 94	-6,363 68	
04-20-09	04-24-09	-100	DARDEN RESTAURANTS INC COM STK	4,039 47	3,891 08	-148 39	
04-02-09	04-24-09	-200	WILLIAMS-SONOMA INC COM STK	2,798 64	2,187 41	-611 23	
03-31-08	04-24-09	-200	WILLIAMS-SONOMA INC COM STK	2,798 64	4,783 94	1,985 30	
05-23-08	04-24-09	-100	WILLIAMS-SONOMA INC COM STK	1 399 32	2,409 02	1,009 70	
03-19-08	04-24-09	-100	WILLIAMS-SONOMA INC COM STK	1,399 32	2,440 01	1,040 69	
04-09-09	04-24-09	1,300	LAS VEGAS SANDS CORP COM STK	5 669 69	9,421 89	3,752 20	
04-09-09	04-24-09	300	MCDONALDS COM	17 039 67	16,436 70	-602 97	
04-09-09	04-24-09	300	MCDONALDS COM	16 987 20	16,436 69	-550 51	
04-15-09	04-24-09	200	MCDONALDS COM	10,751 56	10,957 80	206 24	
02-24-09	04-27-09	-200	CABFLA'S INC COM STK	2 388 62	1,559 93	-828 69	
02-24-09	04-27-09	-400	CABFLA'S INC COM STK	4,795 96	3,119 86	-1,676 10	
10-03-08	04-27-09	-100	CRACKER BARREL OLD COUNTRY STORE INC	3,327 96	2,454 19	-873 77	
09-24-08	04-27-09	-200	CRACKER BARREL OLD COUNTRY STORE INC	6,655 92	5,307 33	-1,348 59	
10-31-08	04-27-09	-100	CHIPOTLE MEXICAN GRILL INC COM	8 300 59	5,044 55	-3,256 04	

Please note Buckingham Capital Management does not render advice on tax matters to clients. This information is not intended as tax advice, and you should consult with your own advisors on such decision. This report may not contain all information necessary to make a tax decision, for example this report does not take into account adjustments due to wash sales.

Buckingham Capital Management  
**REALIZED GAINS AND LOSSES**  
*Leeds Family Foundation -- Retail*  
**038C92429**

*From 01-01-09 Through 12-31-09*

Open Date	Close Date	Quantity	Security	Cost Basis	Proceeds	Gain Or Loss	
						Short Term	Long Term
10-08-08	04-27-09	-100	CHIPOTLE MEXICAN GRILL INC COM	8,300.59	5,059.71	-3,240.88	
01-22-09	04-27-09	-300	BRINKER INTL INC COM STK	5,517.42	3,201.55	-2,315.87	
03-03-09	04-27-09	-300	FORTUNE BRANDS INC COM	10,949.34	6,697.94	-4,251.40	
03-20-09	04-27-09	-100	FORTUNE BRANDS INC COM	3,649.78	2,302.39	-1,347.39	
02-27-09	04-27-09	-200	FORTUNE BRANDS INC COM	7,299.56	4,853.33	-2,446.23	
02-26-09	04-27-09	-100	FORTUNE BRANDS INC COM	3,649.78	2,473.11	-1,176.68	
04-03-09	04-27-09	-300	ORFILIY AUTOMOTIVE INC COM STK	11,512.71	10,626.36	-886.35	
04-15-09	04-27-09	-100	ORFILIY AUTOMOTIVE INC COM STK	3,837.57	3,636.42	-201.15	
01-24-08	04-27-09	-100	WILLIAMS-SONOMA INC COM STK	1,407.44	2,456.02	1,048.58	
01-28-08	04-27-09	-100	WILLIAMS-SONOMA INC COM STK	1,407.44	2,459.81	1,052.37	
04-09-09	04-27-09	100	LAS VEGAS SANDS CORP COM STK	436.13	698.98	262.85	
04-09-09	04-27-09	600	LAS VEGAS SANDS CORP COM STK	2,616.78	4,106.95	1,490.17	
04-09-09	04-27-09	300	LAS VEGAS SANDS CORP COM STK	1,308.39	2,102.34	793.95	
04-06-09	04-27-09	200	PENN NATIONAL GAMING INC COM STK	5,258.00	6,251.41	993.41	
04-20-09	04-27-09	100	TUPPERWARE BRANDS CORPORATION COM STK	2,063.43	2,398.57	335.14	
04-21-09	04-27-09	200	TUPPERWARE BRANDS CORPORATION COM STK	4,112.00	4,797.13	685.13	
03-05-09	04-28-09	-300	BORGWARNER INC COM STK	8,037.30	4,736.10	-3,301.20	
03-10-09	04-28-09	-100	CABELLA'S INC COM STK	1,232.47	800.91	-431.56	
03-03-09	04-28-09	-300	CABELLA'S INC COM STK	3,697.41	2,415.61	-1,281.80	
02-26-09	04-28-09	-200	CABELLA'S INC COM STK	2,464.94	1,629.65	-835.29	
04-27-09	04-28-09	-100	VF CORP COM STK	6,101.99	6,676.61	574.62	
12-08-08	04-28-09	100	AARON'S INC COM STK	2,539.69	3,326.41	786.72	
04-16-09	04-28-09	200	KOHL'S CORP COM STK	8,963.34	8,959.11	-4.23	
12-29-08	04-28-09	200	KOHL'S CORP COM STK	6,728.94	8,959.11	2,230.17	
12-30-08	04-28-09	200	KOHL'S CORP COM STK	6,718.62	8,959.11	2,240.49	

Please note Buckingham Capital Management does not render advice on tax matters to clients. This information is not intended as tax advice, and you should consult with your own advisors on such decision. This report may not contain all information necessary to make a tax decision, for example this report does not take into account adjustments due to wash sales.



Buckingham Capital Management  
**REALIZED GAINS AND LOSSES**  
*Leeds Family Foundation -- Retail*  
**038C92429**

*From 01-01-09 Through 12-31-09*

Open Date	Close Date	Quantity	Security	Cost Basis	Proceeds	Gain Or Loss	
						Short Term	Long Term
10-29-08	04-28-09	100	KOHLS CORP STK	3,075.22	4,479.55	1,404.33	
10-28-08	04-28-09	200	KOHLS CORP STK	5,951.94	8,959.11	3,007.17	
11-19-08	04-28-09	1,000	MACYS INC STK	5,787.50	12,726.77	6,939.27	
04-23-09	04-28-09	300	THE SCOTT'S MIRACLE-GRO CO CL A COM STK	11,382.18	10,207.71	-1,174.47	
04-22-09	04-28-09	100	THE SCOTT'S MIRACLE-GRO CO CL A COM STK	3,778.69	3,402.57	-376.12	
04-22-09	04-28-09	200	THE SCOTT'S MIRACLE-GRO CO CL A COM STK	7,557.38	6,823.22	-734.16	
04-22-09	04-28-09	100	THE SCOTT'S MIRACLE-GRO CO CL A COM STK	3,770.50	3,411.61	-358.89	
02-20-09	04-29-09	-6	CALL-TPX 100@7 1/2 EXP 06/20/2009	3,438.00	593.99	-2,844.01	
10-10-08	04-29-09	-200	LVMH MOET	15,281.61	12,933.18	-2,348.43	
10-23-08	04-29-09	-100	LVMH MOET	7,640.80	6,468.94	-1,171.86	
02-26-09	04-29-09	-200	CABELLA'S INC STK	2,529.28	1,629.65	-899.63	
04-07-09	04-29-09	-300	CABELLA'S INC STK	3,793.92	2,967.73	-826.19	
04-15-09	04-29-09	-100	CABELLA'S INC STK	1,264.64	999.99	-264.65	
11-04-08	04-29-09	-100	CHIPOTLE MEXICAN GRILL INC COM	8,519.63	5,147.62	-3,372.01	
01-12-09	04-29-09	-100	CHIPOTLE MEXICAN GRILL INC COM	8,244.96	5,402.58	-2,842.38	
11-14-08	04-29-09	-100	GREEN MOUNTAIN COFFEE ROASTERS COM STK	6,116.28	3,109.08	-3,007.20	
09-11-08	04-29-09	-100	GREEN MOUNTAIN COFFEE ROASTERS COM STK	6,116.28	3,235.33	-2,880.95	
08-04-08	04-29-09	-100	GREEN MOUNTAIN COFFEE ROASTERS COM STK	6,116.28	3,418.54	-2,697.74	
10-06-08	04-29-09	-100	GREEN MOUNTAIN COFFEE ROASTERS COM STK	6,116.28	3,436.16	-2,680.12	
04-27-09	04-29-09	-100	VF CORP COM STK	5,987.18	6,676.61	689.43	
04-24-09	04-29-09	-500	VF CORP COM STK	29,935.90	34,232.96	4,297.06	
12-08-08	04-29-09	300	AARON'S INC STK	7,619.07	10,131.61	2,512.54	

Please note Buckingham Capital Management does not render advice on tax matters to clients. This information is not intended as tax advice, and you should consult with your own advisors on such decision. This report may not contain all information necessary to make a tax decision, for example this report does not take into account adjustments due to wash sales.

Buckingham Capital Management  
**REALIZED GAINS AND LOSSES**  
*Leeds Family Foundation – Retail*  
**038C92429**  
*From 01-01-09 Through 12-31-09*

Open Date	Close Date	Quantity	Security	Cost Basis	Proceeds	Gain Or Loss	
						Short Term	Long Term
01-28-09	04-29-09	200	AARON'S INC STK	4,933.90	6,754.40	1,820.50	
02-06-09	04-29-09	100	AARON'S INC STK	2,443.57	3,377.20	933.63	
12-09-08	04-29-09	200	AARON'S INC STK	4,870.76	6,754.41	1,883.65	
12-04-08	04-29-09	100	AARON'S INC STK	2,431.76	3,377.20	945.44	
10-28-08	04-29-09	100	KOHLS CORP STK	2,975.97	4,359.35	1,383.38	
11-13-08	04-29-09	100	KOHL'S CORP STK	2,927.02	4,359.35	1,432.33	
10-27-08	04-29-09	200	KOHL'S CORP STK	5,690.96	8,718.69	3,027.73	
04-09-09	04-29-09	400	LAS VEGAS SANDS CORP COM STK	1,744.52	2,932.60	1,188.08	
04-09-09	04-29-09	300	LAS VEGAS SANDS CORP COM STK	1,308.39	2,228.16	919.77	
11-21-08	04-29-09	1,000	MACYS INC STK	5,569.10	12,729.47	7,160.37	
03-09-09	04-30-09	-1	CALI - COH 100 @ 15 EXP 05/16/2009	55.07	55.07	0.00	
03-05-09	04-30-09	-1	CALI - QIA 100 @ 7 1/2 EXP 05/16/2009	69.00	69.00	0.00	
10-22-08	04-30-09	-100	LVMH MOET	7,626.98	6,804.64	-822.34	
10-08-08	04-30-09	-400	LVMH MOET	30,507.93	29,229.46	-1,278.47	
10-09-08	04-30-09	-100	LVMH MOET	7,626.98	7,357.26	-269.72	
10-15-08	04-30-09	-400	LVMH MOET	30,507.94	29,828.26	-679.68	
03-05-09	04-30-09	-200	BORGWARNER INC COM STK	5,921.12	3,157.40	-2,763.72	
03-05-09	04-30-09	-100	BORGWARNER INC COM STK	2,984.78	1,578.70	-1,406.08	
01-22-09	04-30-09	-100	BORGWARNER INC COM STK	2,984.78	1,699.63	-1,285.15	
04-07-09	04-30-09	-500	CATERPILLAR INC COM	18,027.65	14,920.51	-3,107.14	
01-23-09	04-30-09	-200	DSW INC COM STK	2,285.12	2,065.27	-219.85	
12-05-08	04-30-09	-100	DSW INC COM STK	1,142.56	1,037.07	-105.49	
04-15-09	04-30-09	-100	DSW INC COM STK	1,142.56	1,077.16	-65.40	
10-06-08	04-30-09	-100	GREEN MOUNTAIN COFFEE ROASTERS COM STK	7,117.72	3,436.16	-3,681.56	
09-17-08	04-30-09	-100	GREEN MOUNTAIN COFFEE ROASTERS COM STK	7,117.72	3,456.20	-3,661.52	

Please note Buckingham Capital Management does not render advice on tax matters to clients. This information is not intended as tax advice, and you should consult with your own advisors on such decision. This report may not contain all information necessary to make a tax decision, for example this report does not take into account adjustments due to wash sales.

Buckingham Capital Management  
**REALIZED GAINS AND LOSSES**  
*Leeds Family Foundation -- Retail*  
**038C92429**  
*From 01-01-09 Through 12-31-09*

Open Date	Close Date	Quantity	Security	Cost Basis	Proceeds	Gain Or Loss	
						Short Term	Long Term
07-31-08	04-30-09	-100	GREEN MOUNTAIN COFFEE ROASTERS COM STK	7,117.72	3,602.50	-3,515.22	
08-12-08	04-30-09	-100	GREEN MOUNTAIN COFFEE ROASTERS COM STK	7,117.72	3,795.97	-3,321.75	
03-11-09	04-30-09	-100	GREEN MOUNTAIN COFFEE ROASTERS COM STK	7,117.72	3,817.01	-3,300.71	
03-26-08	04-30-09	-200	WILLIAMS-SONOMA INC COM STK	2,844.34	4,960.60	2,116.26	
05-21-08	04-30-09	-200	WILLIAMS-SONOMA INC COM STK	2,844.34	4,964.39	2,120.05	
04-09-08	04-30-09	-100	WILLIAMS-SONOMA INC COM STK	1,422.17	2,483.31	1,061.14	
05-21-08	04-30-09	-200	WILLIAMS-SONOMA INC COM STK	2,844.34	5,047.35	2,203.01	
04-01-08	04-30-09	-100	WILLIAMS-SONOMA INC COM STK	1,429.99	2,558.73	1,128.74	
12-04-08	04-30-09	100	AARON'S INC COM STK	2,431.76	3,396.50	964.74	
02-17-09	04-30-09	100	AARON'S INC COM STK	2,419.91	3,396.50	976.59	
12-03-08	04-30-09	200	AARON'S INC COM STK	4,833.18	6,793.01	1,959.83	
04-02-09	04-30-09	100	CACHE INC COM STK	334.65	460.33	125.68	
03-18-09	04-30-09	100	COACH INC COM STK	1,587.91	1,553.03	-34.88	
04-27-09	04-30-09	100	CARTER HOLDINGS INC COM	2,275.28	2,178.58	-96.70	
04-24-09	04-30-09	400	CARTER HOLDINGS INC COM	8,974.44	8,714.34	-260.10	
04-22-09	04-30-09	300	CARTER HOLDINGS INC COM	6,651.36	6,535.75	-115.61	
04-23-09	04-30-09	600	GAP INC COM STK	8,953.20	9,392.69	439.49	
04-09-09	04-30-09	100	GAP INC COM STK	1,461.46	1,565.45	103.99	
04-28-09	04-30-09	100	GSI COMM INC COM STK	1,451.56	1,420.02	-31.54	
03-23-09	04-30-09	200	GSI COMM INC COM STK	2,536.80	2,840.05	303.25	
03-23-09	04-30-09	200	GSI COMM INC COM STK	2,442.00	2,840.05	398.05	
03-23-09	04-30-09	200	GSI COMM INC COM STK	2,428.68	2,840.04	411.36	
03-23-09	04-30-09	100	GSI COMM INC COM STK	1,214.34	1,404.33	189.99	
12-04-08	04-30-09	100	GYMBORIE CORP COM STK	2,598.14	3,482.56	884.42	

Please note: Buckingham Capital Management does not render advice on tax matters to clients. This information is not intended as tax advice, and you should consult with your own advisors on such decision. This report may not contain all information necessary to make a tax decision, for example this report does not take into account adjustments due to wash sales.

Buckingham Capital Management  
**REALIZED GAINS AND LOSSES**  
*Leeds Family Foundation -- Retail*  
**038C92429**

*From 01-01-09 Through 12-31-09*

Open Date	Close Date	Quantity	Security	Cost Basis	Proceeds	Gain Or Loss	
						Short Term	Long Term
04-23-08	04-30-09	46	ICONIX BRAND GROUP INC	705 06	375 81		-329 25
09-19-08	04-30-09	54	ICONIX BRAND GROUP INC	707 89	441 16	-266 73	
01-15-09	04-30-09	100	KENNETH COLE PRODUCTIONS INC CL A	607 15	702 50	95 35	
01-14-09	04-30-09	200	KENNETH COLE PRODUCTIONS INC CL A	1 189 00	1,394 20	205 20	
12-18-08	04-30-09	100	NI W YORK & CO INC COM STK	213 40	573 66	360 26	
04-29-09	04-30-09	300	WAL-MART STORES INC COM STK	14,940 63	15,080 46	139 83	
03-09-09	05-01-09	-11	CAFF - COFF 100 @ 15 EXP 05 16 2009	10,835 00	605 76	-10,229 24	
04-01-09	05-01-09	-100	BFD BATH BEYOND INC COM STK	2,964 04	2,407 22	-556 83	
04-07-09	05-01-09	-200	CATERPILLAR INC COM	7,330 62	5,968 21	-1,362 41	
04-07-09	05-01-09	-100	CATERPILLAR INC COM	3,665 31	2,985 63	-679 68	
01-12-09	05-01-09	-100	CHIPOTLE MEXICAN GRILL INC COM	8,025 51	5,402 58	-2,622 93	
01-22-09	05-01-09	-300	BRINKER INTL INC COM STK	5,378 91	3,201 55	-2,177 36	
01-22-09	05-01-09	-100	BRINKER INTL INC COM STK	1 715 72	1,067 18	-648 54	
04-08-09	05-01-09	-200	HARLEY DAVIDSON INC COM STK	4,459 50	3 182 98	-1,276 52	
04-08-09	05-01-09	-300	HARLEY DAVIDSON INC COM STK	6 623 61	4,774 46	-1,849 15	
04-02-09	05-01-09	100	BEBE STORES INC COM STK	756 00	897 70	141 70	
02-20-09	05-01-09	100	FINISH LINE INC CL A COM STK	435 13	817 61	382 48	
04-09-09	05-01-09	200	GAP INC COM STK	2,922 92	3,090 94	168 02	
03-18-09	05-01-09	500	GAP INC COM STK	6,272 85	7,727 35	1 454 50	
03-19-09	05-01-09	200	GAP INC COM STK	2 505 46	3 090 94	585 48	
01-14-09	05-01-09	100	KENNETH COLE PRODUCTIONS INC CL A	594 50	696 98	102 48	
01-14-09	05-01-09	100	KENNETH COLE PRODUCTIONS INC CL A	578 18	696 98	118 80	
04-29-09	05-01-09	100	NIKE INC CL B COM STK	5,352 72	5,305 27	-47 45	
12-31-08	05-01-09	200	NIKE INC CL B COM STK	10,086 54	10,610 55	524 01	
04-09-09	05-01-09	100	CHILDREN'S PLACE RETAIL STORES COM STK	2,375 52	2,871 80	496 28	
04-22-09	05-01-09	300	URBAN OUTFITTERS INC COM STK	5,360 01	5,690 64	330 63	

Please note Buckingham Capital Management does not render advice on tax matters to clients. This information is not intended as tax advice, and you should consult with your own advisors on such decision. This report may not contain all information necessary to make a tax decision, for example this report does not take into account adjustments due to wash sales.

Buckingham Capital Management  
**REALIZED GAINS AND LOSSES**  
*Leeds Family Foundation -- Retail*  
**038C92429**  
*From 01-01-09 Through 12-31-09*

Open Date	Close Date	Quantity	Security	Cost Basis	Proceeds	Gain Or Loss	
						Short Term	Long Term
04-29-09	05-01-09	200	WAL-MART STORES INC COM STK	9,960.42	9,972.92	12.50	
03-04-09	05-01-09	100	WAL-MART STORES INC COM STK	4,831.55	4,986.46	154.91	
03-09-09	05-04-09	-1	CALL-COH 100 @ 15 EXP 05/16 2009	55.07	55.07	0.00	
03-05-09	05-04-09	-200	AUTO IV INC COM STK	5,197.46	2,560.08	-2,637.38	
03-05-09	05-04-09	-100	AUTO IV INC COM STK	2,593.42	1,292.40	-1,301.02	
04-24-09	05-04-09	-200	AIROPOSTALF COM STK	6,984.46	6,597.07	-387.39	
01-22-09	05-04-09	-500	BORGWARNER INC COM STK	15,369.15	8,498.15	-6,871.00	
02-03-09	05-04-09	-200	BORGWARNER INC COM STK	6,147.66	3,453.18	-2,694.48	
02-03-09	05-04-09	-200	BORGWARNER INC COM STK	6,147.66	3,458.98	-2,688.68	
02-03-09	05-04-09	-200	BORGWARNER INC COM STK	6,147.66	3,503.98	-2,643.68	
02-24-09	05-04-09	-300	BORGWARNER INC COM STK	9,221.49	5,286.27	-3,935.22	
04-07-09	05-04-09	-400	CATI RPH IAR INC COM	15,230.00	11,942.53	-3,287.47	
09-24-08	05-04-09	-100	CRACKER BARREL OLD COUNTRY STORE INC	3,267.79	2,653.66	-614.13	
01-12-09	05-04-09	-100	CHIPOTLE MEXICAN GRILL INC COM	8,222.93	5,402.58	-2,820.35	
03-05-09	05-04-09	-100	DAIMLERCHRYSLER AG COM	3,699.93	2,267.46	-1,432.47	
01-22-09	05-04-09	-300	BRINKER INTL INC COM STK	5,396.58	3,201.55	-2,195.03	
02-26-09	05-04-09	-100	FORTUNE BRANDS INC COM	4,276.97	2,473.11	-1,803.87	
03-27-09	05-04-09	-200	FORTUNE BRANDS INC COM	8,553.94	5,359.24	-3,194.70	
02-10-09	05-04-09	-100	FORTUNE BRANDS INC COM	4,276.97	3,149.84	-1,127.13	
04-07-09	05-04-09	-400	FORTUNE BRANDS INC COM	17,107.88	12,741.11	-4,366.77	
04-06-09	05-04-09	-100	FORTUNE BRANDS INC COM	4,276.97	3,209.45	-1,067.52	
03-30-09	05-04-09	-200	LOWES COS INC COM STK	4,202.12	3,643.97	-558.15	
03-27-09	05-04-09	-300	LOWES COS INC COM STK	6,303.18	5,692.16	-611.02	
10-21-08	05-04-09	-100	WHOLE FOODS MKT INC COM STK	2,217.40	1,242.67	-974.73	

Please note: Buckingham Capital Management does not render advice on tax matters to clients. This information is not intended as tax advice, and you should consult with your own advisors on such decision. This report may not contain all information necessary to make a tax decision, for example this report does not take into account adjustments due to wash sales.

Buckingham Capital Management  
**REALIZED GAINS AND LOSSES**  
*Leeds Family Foundation -- Retail*  
**038C92429**  
*From 01-01-09 Through 12-31-09*

Open Date	Close Date	Quantity	Security	Cost Basis	Proceeds	Gain Or Loss	
						Short Term	Long Term
04-29-09	05-04-09	-400	WHOLE FOODS MKT INC COM STK	8,869.60	7,715.80	-1,153.80	
04-10-08	05-04-09	-100	WILLIAMS-SONOMA INC COM STK	1,370.95	2,592.34	1,221.39	
12-20-07	05-04-09	-300	WILLIAMS-SONOMA INC COM STK	4,112.85	7,853.81	3,740.96	
03-17-09	05-04-09	100	COACH INC COM STK	1,489.44	1,553.03	63.59	
04-27-09	05-04-09	100	DOMINOS PIZZA	892.50	930.94	38.44	
04-27-09	05-04-09	100	DOMINOS PIZZA	892.42	930.94	38.52	
04-22-09	05-04-09	500	DOMINOS PIZZA	3,975.50	4,654.67	679.17	
04-22-09	05-04-09	100	DOMINOS PIZZA	795.10	932.58	137.48	
04-22-09	05-04-09	100	DOMINOS PIZZA	791.34	932.59	141.25	
04-22-09	05-04-09	100	DOMINOS PIZZA	771.50	932.58	161.08	
04-09-09	05-04-09	500	LAS VEGAS SANDS CORP COM STK	2,180.65	4,442.83	2,262.18	
05-01-09	05-04-09	700	TARGET CORP COM STK	28,304.43	28,451.39	146.96	
04-13-09	05-05-09	100	MFCO PBL ENMT MACAU LID ADR	492.03	602.32	110.29	
04-13-09	05-05-09	300	MFCO PBL ENMT MACAU LID ADR	1,467.60	1,806.98	339.38	
04-09-09	05-05-09	300	MFCO PBL ENMT MACAU LID ADR	1,448.55	1,806.97	358.42	
04-09-09	05-05-09	400	MFCO PBL ENMT MACAU LID ADR	1,931.40	2,453.97	522.57	
04-13-09	05-05-09	200	MFCO PBL ENMT MACAU LID ADR	964.00	1,226.99	262.99	
03-05-09	05-05-09	-5	CALIF CORP 100 @ 15 EXP 05/16/2009	330.39	330.39	0.00	
03-05-09	05-05-09	-200	AUTO LIV INC COM STK	5,143.72	2,584.81	-2,558.92	
04-24-09	05-05-09	-100	AIROPOSTAL COM STK	3,581.97	3,298.53	-283.44	
04-27-09	05-05-09	-300	AIROPOSTAL COM STK	10,745.91	9,919.78	-826.13	
04-28-09	05-05-09	-200	AIROPOSTAL COM STK	7,163.94	6,657.52	-506.42	
02-24-09	05-05-09	-100	BORGWARNER INC COM STK	3,013.23	1,762.09	-1,251.14	
02-20-09	05-05-09	-100	BORGWARNER INC COM STK	3,013.23	1,786.18	-1,227.05	
01-20-09	05-05-09	-100	HOME DEPOT INC COM STK	2,607.00	2,239.40	-367.60	
02-06-09	05-05-09	-600	HOME DEPOT INC COM STK	15,642.00	14,104.30	-1,537.70	
03-27-09	05-05-09	-300	HOME DEPOT INC COM STK	7,821.00	7,128.50	-692.50	

Please note Buckingham Capital Management does not render advice on tax matters to clients. This information is not intended as tax advice, and you should consult with your own advisors on such decision. This report may not contain all information necessary to make a tax decision, for example this report does not take into account adjustments due to wash sales.

Buckingham Capital Management  
**REALIZED GAINS AND LOSSES**  
*Leeds Family Foundation -- Retail*  
**038C92429**

From 01-01-09 Through 12-31-09

Open Date	Close Date	Quantity	Security	Cost Basis	Proceeds	Gain Or Loss	
						Short Term	Long Term
01-08-09	05-05-09	-900	HOMI DE POT INC COM STK	23,463.00	21,520.22	-1,942.78	
01-08-09	05-05-09	-100	HOMI DE POT INC COM STK	2,607.00	2,397.39	-209.61	
03-11-09	05-05-09	-700	NORDS FROM INC COM	16,858.10	10,018.13	-6,839.97	
03-20-09	05-05-09	-200	NORDS FROM INC COM	4,816.60	2,903.76	-1,912.84	
03-12-09	05-05-09	-100	NORDS FROM INC COM	2,408.30	1,477.84	-930.46	
04-20-09	05-05-09	-200	BLUF NILL INC COM STK	8,481.36	7,597.16	-884.20	
04-02-08	05-05-09	-100	WILLIAMS-SONOMA INC COM STK	1,417.05	2,624.18	1,207.13	
05-01-08	05-05-09	-100	WILLIAMS-SONOMA INC COM STK	1,417.05	2,658.65	1,241.60	
05-19-08	05-05-09	-100	WILLIAMS-SONOMA INC COM STK	1,417.05	2,661.98	1,244.93	
04-15-09	05-05-09	-200	WYNN RESORTS LTD COM STK	9,950.62	6,432.31	-3,518.31	
03-17-09	05-05-09	500	COACH INC COM STK	7,447.20	7,820.18	372.98	
10-27-08	05-05-09	100	DECKERS OUTDOOR CORP COM STK	7,681.86	6,015.32	-1,666.54	
05-04-09	05-05-09	700	HERBALIFE LTD COM STK	15,492.40	17,107.55	1,615.15	
09-19-08	05-05-09	100	ICONY BRAND GROUP INC	1,310.90	1,605.74	294.84	
04-09-09	05-05-09	700	FAS VEGAS SANDS CORP COM STK	3,052.91	7,641.84	4,588.93	
03-24-09	05-05-09	300	FAS VEGAS SANDS CORP COM STK	951.33	3,352.56	2,401.23	
03-26-09	05-05-09	400	FAS VEGAS SANDS CORP COM STK	1,259.28	4,470.08	3,210.80	
12-26-08	05-05-09	100	NIKE INC CL B COM STK	4,985.36	5,462.36	477.00	
04-22-09	05-05-09	700	OFFICE MAX INC	4,347.63	5,680.70	1,333.07	
04-27-09	05-05-09	300	OFFICE MAX INC	1,794.06	2,434.59	640.53	
04-16-09	05-05-09	700	OFFICE MAX INC	3,791.69	5,680.70	1,889.01	
04-21-09	05-05-09	100	OFFICE MAX INC	536.68	811.53	274.85	
04-17-09	05-05-09	200	URBAN OUTFITTERS INC COM STK	3,515.58	4,089.47	573.89	
04-24-09	05-05-09	100	URBAN OUTFITTERS INC COM STK	1,718.00	2,044.74	326.74	
12-01-08	05-06-09	-100	FAMILY DOLLAR STORES INC COM STK	3,172.26	2,655.47	-516.79	
03-12-09	05-06-09	-700	NORDS FROM INC COM	16,675.40	10,344.89	-6,330.51	
03-17-09	05-06-09	-500	NORDS FROM INC COM	11,911.00	7,504.95	-4,406.05	
03-18-09	05-06-09	-200	NORDS FROM INC COM	4,764.40	3,036.52	-1,727.88	
03-18-09	05-06-09	-200	NORDS FROM INC COM	4,921.24	3,036.52	-1,884.72	
03-17-09	05-06-09	-500	NORDS FROM INC COM	12,303.10	7,617.45	-4,685.65	
03-19-09	05-06-09	-300	NORDS FROM INC COM	7,172.10	4,620.93	-2,551.17	
03-13-09	05-06-09	-100	NORDS FROM INC COM	2,390.70	1,544.36	-846.34	
04-07-09	05-06-09	-1,000	NORDS FROM INC COM	23,907.00	17,249.95	-6,657.05	

Please note: Buckingham Capital Management does not render advice on tax matters to clients. This information is not intended as tax advice, and you should consult with your own advisors on such decision. This report may not contain all information necessary to make a tax decision, for example this report does not take into account adjustments due to wash sales.

Buckingham Capital Management  
**REALIZED GAINS AND LOSSES**  
*Leeds Family Foundation -- Retail*  
**038C92429**

*From 01-01-09 Through 12-31-09*

Open Date	Close Date	Quantity	Security	Cost Basis	Proceeds	Gain Or Loss	
						Short Term	Long Term
04-02-09	05-06-09	-100	NORDSTROM INC COM	2,390 70	1,833 53	-557 17	
04-06-09	05-06-09	-200	NORDSTROM INC COM	4,781 40	3,711 60	-1,069 81	
04-06-09	05-06-09	-200	NORDSTROM INC COM	4,768 66	3,711 60	-1,057 07	
04-20-09	05-06-09	-100	NORDSTROM INC COM	2,384 33	2,097 72	-286 61	
04-09-09	05-06-09	-100	NORDSTROM INC COM	2,384 33	2,104 48	-279 85	
04-29-09	05-06-09	-100	NORDSTROM INC COM	2,384 33	2,217 20	-167 13	
05-01-09	05-06-09	-100	NORDSTROM INC COM	2,384 33	2,223 41	-160 92	
04-30-09	05-06-09	-400	NORDSTROM INC COM	9,537 32	9,056 24	-481 08	
04-15-09	05-06-09	-100	WYNN RESORTS LTD COM STK	4,612 74	3,216 16	-1,396 58	
12-03-08	05-06-09	300	AARON'S INC COM STK	7,249 77	9,935 11	2,685 34	
12-03-08	05-06-09	100	AARON'S INC COM STK	2,416 59	3,303 19	886 60	
04-02-09	05-06-09	100	BEBE STORES INC COM STK	756 00	879 83	123 83	
04-03-09	05-06-09	100	BEBE STORES INC COM STK	753 02	879 84	126 82	
03-17-09	05-06-09	200	COACH INC COM STK	2,978 88	5,110 25	2,131 37	
03-16-09	05-06-09	500	COACH INC COM STK	7,377 20	12,775 61	5,398 41	
10-27-08	05-06-09	100	DECKERS OUTDOOR CORP COM STK	7,681 86	6,047 76	-1,634 10	
02-20-09	05-06-09	200	FINISH LINE INC CL A COM STK	870 26	1,619 91	749 65	
12-16-08	05-06-09	400	FOSSIE INC COM STK	5,548 96	7,727 92	2,178 96	
03-10-09	05-06-09	200	GSI COMM INC COM STK	2,061 96	2,698 49	636 53	
04-29-09	05-06-09	100	JONES APPAREL GROUP INC COM STK	919 20	930 98	11 78	
04-29-09	05-06-09	200	JONES APPAREL GROUP INC COM STK	1,815 84	1,861 95	46 11	
04-29-09	05-06-09	200	JONES APPAREL GROUP INC COM STK	1,798 50	1,861 95	63 45	
04-28-09	05-06-09	200	JONES APPAREL GROUP INC COM STK	1,611 52	1,861 95	250 43	
03-26-09	05-06-09	500	LAS VEGAS SANDS CORP COM STK	1,574 10	5,544 50	3,970 40	
03-26-09	05-06-09	200	LAS VEGAS SANDS CORP COM STK	629 64	2,013 55	1,383 91	
03-26-09	05-06-09	200	LAS VEGAS SANDS CORP COM STK	624 00	2,013 55	1,389 55	
03-24-09	05-06-09	400	LAS VEGAS SANDS CORP COM STK	1,121 84	4,027 09	2,905 25	
12-26-08	05-06-09	200	NIKE INC CL B COM STK	9,970 72	10,908 69	937 97	
12-30-08	05-06-09	200	NIKE INC CL B COM STK	9,899 90	10,908 70	1,008 80	
04-21-09	05-06-09	300	OFFICE MAX INC	1,610 04	2,335 62	725 58	

Please note: Buckingham Capital Management does not render advice on tax matters to clients. This information is not intended as tax advice, and you should consult with your own advisors on such decision. This report may not contain all information necessary to make a tax decision, for example this report does not take into account adjustments due to wash sales.



Buckingham Capital Management  
**REALIZED GAINS AND LOSSES**  
*Leeds Family Foundation – Retail*  
**038C92429**

*From 01-01-09 Through 12-31-09*

Open Date	Close Date	Quantity	Security	Cost Basis	Proceeds	Gain Or Loss	
						Short Term	Long Term
04-21-09	05-06-09	300	OFFICEMAX INC	1,579 65	2,335 62	755 97	
04-20-09	05-06-09	100	OFFICEMAX INC	499 13	778 54	279 41	
04-20-09	05-06-09	200	OFFICEMAX INC	990 28	1,557 08	566 80	
04-09-09	05-06-09	700	OFFICEMAX INC	2,792 23	5,449 78	2,657 55	
04-08-09	05-06-09	300	OFFICEMAX INC	1 078 23	2,335 62	1,257 39	
04-08-09	05-06-09	900	OFFICEMAX INC	2,999 70	7,006 85	4,007 15	
04-08-09	05-06-09	100	OFFICEMAX INC	333 30	807 48	474 18	
04-07-09	05-06-09	500	OFFICEMAX INC	1 617 50	4,037 39	2,419 89	
12-04-07	05-06-09	100	PHILIPS-VAN HEUSEN CORP COM STK	3 750 96	2,855 13		-895 83
04-09-09	05-06-09	100	URBAN OUTFITTERS INC COM STK	1 688 12	2,061 71	373 59	
04-23-09	05-06-09	100	URBAN OUTFITTERS INC COM STK	1 668 22	2,061 72	393 50	
03-05-09	05-07-09	-300	AUTOLIV INC COM STK	7,630 77	3,877 21	-3 753 56	
02-03-09	05-07-09	-100	AUTONATION INC COM STK	1 684 01	946 99	-737 02	
02-03-09	05-07-09	-500	AUTONATION INC COM STK	8,726 50	4,734 97	-3,991 53	
02-20-09	05-07-09	-500	BORGWARNER INC COM STK	15,542 75	8,930 89	-6,611 86	
01-12-09	05-07-09	-100	CHIHUILI MEXICAN GRILL INC COM	7 717 81	5,402 58	-2,315 23	
03-05-09	05-07-09	-200	DAIME FRC HRYSIER AG COM	7 651 16	4,534 91	-3,116 25	
10-17-08	05-07-09	-800	GENERAL MOTORS CORP COM STK	1 347 20	9,583 95	8,236 75	
12-11-08	05-07-09	-400	HOT TOPIC INC COM STK	3,778 84	3,200 42	-578 42	
12-19-08	05-07-09	-300	HOT TOPIC INC COM STK	2,834 13	2,403 32	-430 82	
05-01-09	05-07-09	-300	PETSMART INC COM STK	6,782 49	6,581 38	-201 11	
04-20-09	05-07-09	-100	PETSMART INC COM STK	2,260 83	2,254 95	-5 88	
04-16-09	05-07-09	-300	STAGE STORES INC COM STK	3,467 49	3,481 80	14 31	
04-17-09	05-07-09	-100	STAGE STORES INC COM STK	1,167 02	1,173 45	6 43	
04-29-09	05-07-09	-100	STAGE STORES INC COM STK	1 167 02	1,191 90	24 88	
05-04-09	05-07-09	-100	STAGE STORES INC COM STK	1 167 02	1 214 88	47 86	
01-29-09	05-07-09	-500	SPDR S&P 500 ETF	14 091 20	10 415 59	-3,675 61	
01-09-09	05-07-09	-600	SPDR S&P 500 ETF	16 909 44	12 599 81	-4,309 63	
12-03-08	05-07-09	100	AARON'S INC COM STK	2 416 59	3,164 52	747 93	

Please note Buckingham Capital Management does not render advice on tax matters to clients. This information is not intended as tax advice, and you should consult with your own advisors on such decision. This report may not contain all information necessary to make a tax decision, for example this report does not take into account adjustments due to wash sales.

Buckingham Capital Management  
**REALIZED GAINS AND LOSSES**  
*Leeds Family Foundation -- Retail*  
**038C92429**  
*From 01-01-09 Through 12-31-09*

Open Date	Close Date	Quantity	Security	Cost Basis	Proceeds	Gain Or Loss	
						Short Term	Long Term
12-03-08	05-07-09	200	VARONS INC COM STK	4,830.00	6,329.03	1,499.03	
03-16-09	05-07-09	200	COACH INC COM STK	2,950.88	5,145.66	2,194.78	
02-20-09	05-07-09	300	FINISH LINE INC COM STK	1,305.39	2,472.95	1,167.56	
12-16-08	05-07-09	200	FOSSIL INC COM STK	2,774.48	3,810.90	1,036.42	
12-16-08	05-07-09	200	FOSSIL INC COM STK	2,774.48	3,852.96	1,078.48	
12-16-08	05-07-09	100	FOSSIL INC COM STK	1,387.24	1,906.77	519.53	
04-22-09	05-07-09	200	GILDAN ACTIVEWEAR INC COM CAD	2,562.24	2,401.95	-160.29	
04-22-09	05-07-09	200	GILDAN ACTIVEWEAR INC COM CAD	2,562.24	2,382.59	-179.65	
03-19-09	05-07-09	300	GAP INC COM STK	3,758.19	5,071.24	1,313.05	
10-30-08	05-07-09	100	GSI COMM INC COM STK	953.00	1,339.39	386.39	
12-18-08	05-07-09	100	GSI COMM INC COM STK	952.83	1,339.38	386.55	
11-06-08	05-07-09	100	GSI COMM INC COM STK	943.11	1,337.96	394.85	
12-04-08	05-07-09	100	GYMBORIE CORP COM STK	2,598.14	3,485.98	887.84	
04-28-09	05-07-09	300	JONES APPAREL GROUP INC COM STK	2,417.28	2,856.01	438.73	
05-06-09	05-07-09	300	NORDSTROM INC COM	7,129.65	7,031.69	-97.96	
05-06-09	05-07-09	100	LIMITED BRANDS INC COM STK	1,317.71	1,221.35	-96.36	
05-05-09	05-07-09	100	LIMITED BRANDS INC COM STK	1,274.89	1,221.35	-53.54	
05-04-09	05-07-09	1,400	LIMITED BRANDS INC COM STK	16,982.70	17,098.87	116.17	
04-30-09	05-07-09	300	LIMITED BRANDS INC COM STK	3,450.66	3,664.05	213.39	
04-24-09	05-07-09	500	LIMITED BRANDS INC COM STK	5,627.80	6,106.74	478.94	
04-29-09	05-07-09	300	LIMITED BRANDS INC COM STK	3,373.26	3,664.04	290.78	
04-28-09	05-07-09	700	LIMITED BRANDS INC COM STK	7,757.54	8,549.44	791.90	
04-27-09	05-07-09	400	LIMITED BRANDS INC COM STK	4,420.80	4,796.15	375.35	
04-22-09	05-07-09	300	LIMITED BRANDS INC COM STK	3,307.44	3,597.12	289.68	
03-24-09	05-07-09	200	LAS VEGAS SANDS CORP COM STK	560.92	1,985.85	1,424.93	

Please note Buckingham Capital Management does not render advice on tax matters to clients. This information is not intended as tax advice, and you should consult with your own advisors on such decision. This report may not contain all information necessary to make a tax decision, for example this report does not take into account adjustments due to wash sales.

Buckingham Capital Management  
**REALIZED GAINS AND LOSSES**  
*Leeds Family Foundation -- Retail*  
**038C92429**

*From 01-01-09 Through 12-31-09*

Open Date	Close Date	Quantity	Security	Cost Basis	Proceeds	Gain Or Loss	
						Short Term	Long Term
03-23-09	05-07-09	600	LAS VEGAS SANDS CORP COM STK	1 623 06	5,957 54	4,334 48	
12-24-08	05-07-09	200	NIKE INC CL B COM STK	9,815 70	10,878 16	1,062 46	
12-29-08	05-07-09	100	NIKE INC CL B COM STK	4,891 68	5,439 08	547 40	
04-07-09	05-07-09	800	OFFICE MAX INC	2 563 28	6,151 28	3,588 00	
04-07-09	05-07-09	500	OFFICE MAX INC	1,601 05	3,844 55	2,243 50	
04-07-09	05-07-09	900	OFFICE MAX INC	2 874 60	6,920 19	4,045 59	
03-26-09	05-07-09	100	PINN NATIONAL GAMING INC COM STK	2 469 67	3,211 44	741 77	
03-26-09	05-07-09	100	PINN NATIONAL GAMING INC COM STK	2,468 95	3,211 43	742 48	
03-26-09	05-07-09	100	PINN NATIONAL GAMING INC COM STK	2 468 95	3 167 95	699 00	
03-26-09	05-07-09	200	PINN NATIONAL GAMING INC COM STK	4 907 00	6 335 89	1,428 89	
04-09-09	05-07-09	200	CHILDREN'S PLACE RETAIL STORES COM STK	4 751 04	7,297 11	2,546 07	
12-04-07	05-07-09	100	PHILIPS-VAN HEUSEN CORP COM STK	3,750 96	2,804 47		-946 49
09-22-08	05-07-09	100	SKITCHERS USA INC CL A COM STK	1,714 96	1,100 50	-614 46	
09-22-08	05-07-09	100	SKITCHERS USA INC CL A COM STK	1,714 96	1,084 04	-630 92	
04-03-09	05-07-09	100	URBAN OUTFITTERS INC COM STK	1,667 24	1,934 33	267 09	
04-03-09	05-07-09	200	URBAN OUTFITTERS INC COM STK	3,291 44	3,868 66	577 22	
05-07-09	05-08-09	-200	NINTENDO LTD UNSPONSORED ADR	6,542 50	6,506 63	-35 87	
05-04-09	05-08-09	-500	NINTENDO LTD UNSPONSORED ADR	16,356 25	17,076 61	720 36	
01-23-09	05-08-09	-100	PPR FUR 4 ORDS (TRA LISTING)	8,615 89	4,730 71	-3,885 18	
04-03-09	05-08-09	-300	ADVANCE AUTO PIS INC COM STK	12 603 06	11,598 44	-1,004 62	
04-15-09	05-08-09	-100	ADVANCE AUTO PIS INC COM STK	4 201 02	4 098 13	-102 89	
04-01-09	05-08-09	-300	BID BATH BI YOND INC COM STK	8 646 03	7,221 65	-1 424 39	
04-07-09	05-08-09	-100	CATHERPILLAR INC COM	3 892 62	2,985 63	-906 99	
05-07-09	05-08-09	-400	COSTCO WHSE CORP NEW COM STK	18,449 92	18,610 80	160 88	
01-22-09	05-08-09	-700	COSTCO WHSE CORP NEW COM STK	32,287 36	32,794 53	507 17	
03-27-09	05-08-09	-300	COSTCO WHSE CORP NEW COM STK	13 837 44	14,304 39	466 95	

Please note Buckingham Capital Management does not render advice on tax matters to clients. This information is not intended as tax advice, and you should consult with your own advisors on such decision. This report may not contain all information necessary to make a tax decision, for example this report does not take into account adjustments due to wash sales.

Buckingham Capital Management  
**REALIZED GAINS AND LOSSES**  
*Leeds Family Foundation -- Retail*  
**038C92429**

*From 01-01-09 Through 12-31-09*

Open Date	Close Date	Quantity	Security	Cost Basis	Proceeds	Gain Or Loss	
						Short Term	Long Term
03-27-09	05-08-09	-200	COSTCO WHISE CORP NEW COM STK	9,224 96	9,548 72	323 76	
07-01-08	05-08-09	-200	FURNITURE BRANDS INTL INC COM STK	834 58	2,621 06	1,786 48	
06-30-08	05-08-09	-100	FURNITURE BRANDS INTL INC COM STK	417 29	1,340 83	923 54	
06-30-08	05-08-09	-300	FURNITURE BRANDS INTL INC COM STK	1 171 74	4,022 49	2,850 75	
12-01-08	05-08-09	-300	FAMILY DOLLAR STORES INC COM STK	9,341 25	7,966 42	-1,374 83	
04-15-09	05-08-09	-200	WYNN RESORTS LTD COM STK	9,303 96	6,432 31	-2,871 65	
04-15-09	05-08-09	-100	WYNN RESORTS LTD COM STK	4,651 98	3,233 98	-1,418 01	
04-03-09	05-08-09	100	BEBE STORES INC COM STK	747 06	931 21	184 15	
03-16-09	05-08-09	100	COACH INC COM STK	1,475 44	2 559 10	1,083 66	
03-13-09	05-08-09	500	COACH INC COM STK	7 302 20	12,795 52	5,493 32	
12-16-08	05-08-09	200	FOSSIE INC COM STK	2,774 48	3,940 55	1 166 07	
05-01-09	05-08-09	100	GUJSS INC COM STK	2,611 14	2,503 77	-107 37	
04-22-09	05-08-09	300	GILDAN ACTIVEWEAR INC COM CAD	3 843 36	3,586 55	-256 81	
04-30-09	05-08-09	300	HANIS BRANDS	4,719 12	4 940 72	221 60	
09-19-08	05-08-09	-46	ICONIX BRAND GROUP INC	603 01	700 48	97 47	
09-09-08	05-08-09	154	ICONIX BRAND GROUP INC	2 000 11	2,345 08	344 97	
04-28-09	05-08-09	500	TONES APPAREL GROUP INC COM STK	4,028 80	4 731 22	702 42	
04-23-09	05-08-09	100	LIMITED BRANDS INC COM STK	1,072 93	1,203 40	130 47	
04-21-09	05-08-09	300	LIMITED BRANDS INC COM STK	3 143 34	3,610 20	466 86	
04-09-09	05-08-09	300	LIMITED BRANDS INC COM STK	3,080 76	3,610 19	529 43	
04-20-09	05-08-09	300	LIMITED BRANDS INC COM STK	3,051 78	3,610 20	558 42	
04-03-09	05-08-09	300	LIMITED BRANDS INC COM STK	3,027 39	3,610 19	582 80	
04-03-09	05-08-09	300	LIMITED BRANDS INC COM STK	3,027 39	3,644 09	616 70	
04-03-09	05-08-09	300	LIMITED BRANDS INC COM STK	3,027 39	3,673 19	645 80	
04-03-09	05-08-09	100	LIMITED BRANDS INC COM STK	996 76	1,224 40	227 64	

Please note Buckingham Capital Management does not render advice on tax matters to clients. This information is not intended as tax advice, and you should consult with your own advisors on such decision. This report may not contain all information necessary to make a tax decision, for example this report does not take into account adjustments due to wash sales.

Buckingham Capital Management  
**REALIZED GAINS AND LOSSES**  
*Leeds Family Foundation -- Retail*  
**038C92429**  
*From 01-01-09 Through 12-31-09*

Open Date	Close Date	Quantity	Security	Cost Basis	Proceeds	Gain Or Loss	
						Short Term	Long Term
03-23-09	05-08-09	400	FAS VEGAS SANDS CORP COM STK	1,082.04	3,866.22	2,784.18	
03-23-09	05-08-09	300	FAS VEGAS SANDS CORP COM STK	776.55	2,899.66	2,123.11	
02-19-08	05-08-09	100	CHILDREN'S PLACE RETAIL STORES COM STK	1,992.78	3,405.39		1,412.61
02-15-08	05-08-09	300	CHILDREN'S PLACE RETAIL STORES COM STK	5,934.30	10,216.18		4,281.88
03-05-09	05-08-09	200	CHILDREN'S PLACE RETAIL STORES COM STK	3,947.02	6,810.78	2,863.76	
03-25-08	05-08-09	100	PHILIPS-VAN HEUSEN CORP COM STK	3,604.00	2,684.23		-919.77
08-22-08	05-08-09	100	PHILIPS-VAN HEUSEN CORP COM STK	3,574.00	2,684.23	-889.77	
04-03-09	05-08-09	300	URBAN OUTFITTERS INC COM STK	4,937.16	5,610.06	672.90	
03-04-09	05-08-09	100	WAL-MART STORES INC COM STK	4,831.55	4,976.92	145.37	
04-03-09	05-11-09	-2	CALL-COH 100 @ 20 EXP 05-16/2009	163.48	163.48	0.00	
03-06-09	05-11-09	1	CALL-GQU 100 @ 17 EXP 05-16/2009	107.70	107.70	0.00	
04-27-09	05-11-09	-200	HFDI SVCS INC COM STK	19,290.02	19,970.86	680.84	
06-30-08	05-11-09	-300	FURNITURE BRANDS INTL INC COM STK	1,321.41	4,022.49	2,701.08	
06-30-08	05-11-09	-300	FURNITURE BRANDS INTL INC COM STK	1,321.41	4,037.91	2,716.50	
05-04-09	05-11-09	-200	GAMSTOP CORP NEW CL A COM STK	5,156.80	5,959.50	802.70	
04-30-09	05-11-09	-500	GAMSTOP CORP NEW CL A COM STK	12,892.00	15,187.65	2,295.65	
04-15-09	05-11-09	-100	WYNN RESORTS LTD COM STK	4,845.15	3,233.98	-1,611.18	
04-27-09	05-11-09	-100	WYNN RESORTS LTD COM STK	4,845.15	3,761.96	-1,083.19	
04-27-09	05-11-09	-100	WYNN RESORTS LTD COM STK	4,845.15	3,774.08	-1,071.07	
04-29-09	05-11-09	-300	WYNN RESORTS LTD COM STK	14,535.45	11,356.29	-3,179.16	
04-03-09	05-11-09	200	BI BE STORES INC COM STK	1,494.12	1,824.15	330.03	
04-03-09	05-11-09	200	BI BE STORES INC COM STK	1,486.00	1,824.15	338.15	
03-13-09	05-11-09	300	COACH INC COM STK	4,381.32	7,572.43	3,191.11	

Please note: Buckingham Capital Management does not render advice on tax matters to clients. This information is not intended as tax advice, and you should consult with your own advisors on such decision. This report may not contain all information necessary to make a tax decision, for example this report does not take into account adjustments due to wash sales.

Buckingham Capital Management  
**REALIZED GAINS AND LOSSES**  
*Leeds Family Foundation -- Retail*  
**038C92429**

*From 01-01-09 Through 12-31-09*

Open Date	Close Date	Quantity	Security	Cost Basis	Proceeds	Gain Or Loss	
						Short Term	Long Term
03-13-09	05-11-09	200	COACH INC COM STK	2,920.88	4,159.37	1,238.49	
12-16-08	05-11-09	200	FOSSIL INC COM STK	2,774.48	3,902.43	1,127.95	
04-17-09	05-11-09	100	GILDAN ACTIVEWEAR INC COM CAD	1,280.36	1,203.44	-76.92	
04-21-09	05-11-09	300	GILDAN ACTIVEWEAR INC COM CAD	3,731.61	3,610.32	-121.29	
04-23-09	05-11-09	100	GILDAN ACTIVEWEAR INC COM CAD	1,239.26	1,203.44	-35.82	
01-16-09	05-11-09	300	GILDAN ACTIVEWEAR INC COM CAD	3,599.43	3,610.31	10.88	
01-16-09	05-11-09	1,000	GILDAN ACTIVEWEAR INC COM CAD	11,998.10	11,972.48	-25.62	
04-21-09	05-11-09	200	GILDAN ACTIVEWEAR INC COM CAD	2,386.96	2,394.50	7.54	
04-21-09	05-11-09	100	GILDAN ACTIVEWEAR INC COM CAD	1,192.50	1,197.25	4.75	
02-27-09	05-11-09	100	GYMBORE CORP COM STK	2,582.96	1,855.05	-727.91	
09-09-08	05-11-09	46	ICONIX BRAND GROUP INC	597.43	688.01	90.58	
06-12-08	05-11-09	100	ICONIX BRAND GROUP INC	1,290.89	1,495.67	204.78	
08-05-08	05-11-09	154	ICONIX BRAND GROUP INC	1,985.66	2,303.33	317.67	
04-24-09	05-11-09	300	JONES APPAREL GROUP INC COM STK	2,247.00	2,775.67	528.67	
03-23-09	05-11-09	700	EAS VEGAS SANDS CORP COM STK	1,811.95	6,923.73	5,111.78	
03-05-09	05-11-09	200	CHILDREN'S PLACE RETAIL STORES COM STK	3,947.02	6,688.91	2,741.89	
03-17-08	05-11-09	100	CHILDREN'S PLACE RETAIL STORES COM STK	1,972.31	3,344.45		1,372.14
09-30-08	05-11-09	100	SKETCHERS USA INC CL A COM STK	1,694.08	1,049.05	-645.03	
09-30-08	05-11-09	100	SKETCHERS USA INC CL A COM STK	1,694.08	1,034.99	-659.09	
03-05-09	05-12-09	-1	CALL - COH 100 @ 15 EXP 05/16/2009	66.08	66.08	0.00	
02-11-09	05-12-09	-20	CALL - INY 100 @ 5 EXP 05/16/2009 JONIS	513.55	379.99	-133.56	
01-23-09	05-12-09	-19	CALL - INY 100 @ 5 EXP 05/16/2009 JONIS	487.87	569.04	81.17	
01-27-09	05-12-09	-9	CALL - INY 100 @ 5 EXP 05/16/2009 JONIS	231.10	283.49	52.39	

Please note Buckingham Capital Management does not render advice on tax matters to clients. This information is not intended as tax advice, and you should consult with your own advisors on such decision. This report may not contain all information necessary to make a tax decision, for example this report does not take into account adjustments due to wash sales.

Buckingham Capital Management  
**REALIZED GAINS AND LOSSES**  
*Leeds Family Foundation -- Retail*  
**038C92429**  
*From 01-01-09 Through 12-31-09*

Open Date	Close Date	Quantity	Security	Cost Basis	Proceeds	Gain Or Loss	
						Short Term	Long Term
04-02-09	05-12-09	-100	BIRD BATH BEYOND INC COM STK	2,814 15	2,672 33	-141 83	
04-02-09	05-12-09	-200	BIRD BATH BEYOND INC COM STK	5,671 30	5,344 65	-326 65	
01-12-09	05-12-09	-100	CHIPOTLE MEXICAN GRILL INC COM	7,484 94	5,402 58	-2,082 36	
12-01-08	05-12-09	-200	FAMILY DOLLAR STORES INC COM STK	6,223 08	5,334 97	-888 11	
03-27-09	05-12-09	-200	POLO RALPH LAUREN CORP CL A COM STK	9,800 66	8,747 31	-1,053 35	
04-29-09	05-12-09	-400	WHOLE FOODS MKT INC COM STK	8,757 32	7,715 80	-1,041 52	
07-11-08	05-12-09	-300	WHOLE FOODS MKT INC COM STK	6,567 99	6,245 69	-322 30	
03-12-09	05-12-09	300	COACH INC COM STK	4,360 50	7,176 59	2,816 09	
02-20-09	05-12-09	100	COACH INC COM STK	1,428 00	2,392 20	964 20	
02-27-09	05-12-09	100	COACH INC COM STK	1,420 40	1,564 03	143 63	
12-16-08	05-12-09	100	FOSSIL INC COM STK	1,387 24	2,229 92	842 68	
06-10-08	05-12-09	100	GENESCO INC COM STK	2,656 80	2,312 54	-344 26	
06-10-08	05-12-09	400	GENESCO INC COM STK	10,557 80	9,250 16	-1,307 64	
04-21-09	05-12-09	100	GILDAN ACTIVEWEAR INC COM CAD	1,192 50	1,158 01	-34 49	
04-20-09	05-12-09	600	GILDAN ACTIVEWEAR INC COM CAD	7,154 46	6,948 06	-206 40	
01-15-09	05-12-09	700	GILDAN ACTIVEWEAR INC COM CAD	8,303 05	8,106 07	-196 98	
12-05-08	05-12-09	100	GYMBOREFF CORP COM STK	2,578 16	3,357 11	778 95	
04-24-09	05-12-09	400	JONES APPAREL GROUP INC COM STK	2,996 00	2,094 66	-901 34	
01-28-09	05-12-09	300	JONES APPAREL GROUP INC COM STK	1,262 25	1,570 99	308 74	
01-21-09	05-12-09	1,000	JONES APPAREL GROUP INC COM STK	4,006 20	5,236 64	1,230 44	
01-21-09	05-12-09	800	JONES APPAREL GROUP INC COM STK	3,141 36	4,189 31	1,047 95	
01-22-09	05-12-09	200	JONES APPAREL GROUP INC COM STK	755 00	1,047 33	292 33	
01-22-09	05-12-09	200	JONES APPAREL GROUP INC COM STK	752 56	1,047 33	294 77	
01-23-09	05-12-09	600	JONES APPAREL GROUP INC COM STK	2,240 22	3,141 98	901 76	

Please note: Buckingham Capital Management does not render advice on tax matters to clients. This information is not intended as tax advice, and you should consult with your own advisors on such decision. This report may not contain all information necessary to make a tax decision, for example this report does not take into account adjustments due to wash sales.

Buckingham Capital Management  
**REALIZED GAINS AND LOSSES**  
*Leeds Family Foundation -- Retail*  
**038C92429**  
*From 01-01-09 Through 12-31-09*

Open Date	Close Date	Quantity	Security	Cost Basis	Proceeds	Gain Or Loss	
						Short Term	Long Term
01-22-09	05-12-09	500	JONES APPAREL GROUP INC COM STK	1,851 85	2,618 32	766 47	
11-24-08	05-12-09	800	JONES APPAREL GROUP INC COM STK	2,809 28	4,189 31	1,380 03	
04-29-09	05-12-09	300	LUMBER LIQUIDATORS BLDGS COM STK	4,761 00	3,943 72	-817 28	
12-29-08	05-12-09	100	NIKE INC CL B COM STK	4,891 68	5,190 37	298 69	
03-17-08	05-12-09	100	CHILDREN'S PLACE RETAIL STORES COM STK	1 972 31	3 235 26		1,262 95
03-05-09	05-12-09	200	CHILDREN'S PLACE RETAIL STORES COM STK	3,943 04	6,470 51	2,527 47	
08-21-08	05-12-09	300	PHILIPS-VAN HEUSEN CORP COM STK	10 477 20	8 535 35	-1,941 85	
03-18-08	05-12-09	100	PHILIPS-VAN HEUSEN CORP COM STK	3 437 80	2,845 11		-592 69
05-05-09	05-12-09	300	WARNACO GROUP INC COM STK	9 000 45	8,785 42	-215 03	
05-06-09	05-12-09	100	WARNACO GROUP INC COM STK	2,931 50	2,928 47	-3 03	
05-06-09	05-12-09	600	WARNACO GROUP INC COM STK	17,589 00	17,257 65	-331 35	
04-30-09	05-12-09	400	WARNACO GROUP INC COM STK	11,722 72	11,659 70	-63 02	
01-12-09	05-13-09	-100	CHIPOTLI MEXICAN GRILL INC COM	7,245 90	5,402 58	-1,843 32	
04-02-09	05-13-09	-200	POLO RALPH LAUREN CORP CL A COM STK	9,375 60	9,263 45	-112 15	
04-06-09	05-13-09	100	BE BE STORES INC COM STK	722 46	860 58	138 12	
04-01-09	05-13-09	100	BE BE STORES INC COM STK	681 24	860 59	179 35	
04-01-09	05-13-09	100	BE BE STORES INC COM STK	681 24	838 97	157 73	
02-20-09	05-13-09	600	COACH INC COM STK	8 568 01	13,551 37	4,983 36	
02-27-09	05-13-09	100	COACH INC COM STK	1 420 40	2,258 56	838 16	
10-28-08	05-13-09	100	DECKERS OUTDOOR CORP COM STK	7,088 73	5,078 60	-2,010 13	
02-20-09	05-13-09	100	FINISH LINE INC CL A COM STK	435 13	719 02	283 89	
02-19-09	05-13-09	100	FINISH LINE INC CL A COM STK	424 99	719 02	294 03	
12-16-08	05-13-09	300	FOSSIE INC COM STK	4 161 72	6 143 93	1 982 21	
06-10-08	05-13-09	100	GLENSCO INC COM STK	2,638 50	2,265 27	-373 23	

Please note Buckingham Capital Management does not render advice on tax matters to clients. This information is not intended as tax advice, and you should consult with your own advisors on such decision. This report may not contain all information necessary to make a tax decision, for example this report does not take into account adjustments due to wash sales.



Buckingham Capital Management  
**REALIZED GAINS AND LOSSES**  
*Leeds Family Foundation -- Retail*  
**038C92429**

From 01-01-09 Through 12-31-09

Open Date	Close Date	Quantity	Security	Cost Basis	Proceeds	Gain Or Loss	
						Short Term	Long Term
10-10-08	05-13-09	100	GILNESCO INC COM STK	2,616.99	2,265.27	-351.72	
04-30-09	05-13-09	100	GILNESCO INC COM STK	2,208.32	2,267.38	59.06	
01-15-09	05-13-09	200	GILDAN ACTIVEWEAR INC COM CAD	2,372.30	2,209.86	-162.44	
04-28-09	05-13-09	300	GILDAN ACTIVEWEAR INC COM CAD	3,554.34	3,314.79	-239.55	
04-20-09	05-13-09	200	GILDAN ACTIVEWEAR INC COM CAD	2,365.58	2,209.86	-155.72	
04-16-09	05-13-09	300	GILDAN ACTIVEWEAR INC COM CAD	3,542.04	3,314.80	-227.24	
03-19-09	05-13-09	200	GAP INC COM STK	2,505.46	3,075.24	569.78	
03-20-09	05-13-09	100	GAP INC COM STK	1,249.27	1,537.62	288.35	
10-30-08	05-13-09	100	GSI COMM INC COM STK	934.22	1,299.96	365.74	
04-29-09	05-13-09	400	HANIBRANDS	5,955.72	5,595.85	-359.87	
11-24-08	05-13-09	600	IONIS APPAREL GROUP INC COM STK	2,106.96	4,841.27	2,734.31	
05-12-09	05-13-09	300	11/2 CLAIBORNE INC COM STK	1,704.57	1,384.43	-320.14	
04-29-09	05-13-09	300	11/2 CLAIBORNE INC COM STK	1,249.35	1,384.43	135.08	
03-30-09	05-13-09	700	11/2 CLAIBORNE INC COM STK	1,694.00	3,230.35	1,536.35	
04-03-09	05-13-09	600	LIMITED BRANDS INC COM STK	5,980.56	6,706.51	725.95	
04-03-09	05-13-09	500	LIMITED BRANDS INC COM STK	4,967.50	5,588.75	621.25	
12-29-08	05-13-09	100	NIKE INC CL B COM STK	4,891.68	4,908.70	17.02	
12-24-08	05-13-09	300	NIKE INC CL B COM STK	14,670.12	14,726.11	55.99	
03-05-09	05-13-09	100	CHILDREN'S PLACE RETAIL STORES COM STK	1,971.52	3,151.22	1,179.70	
02-14-08	05-13-09	100	CHILDREN'S PLACE RETAIL STORES COM STK	1,960.04	3,151.23		1,191.19
03-07-08	05-13-09	100	CHILDREN'S PLACE RETAIL STORES COM STK	1,952.17	3,198.34		1,246.17
02-12-09	05-13-09	300	PACIFIC SUNWEAR CALIF INC COM STK	469.14	1,136.07	666.93	
09-30-08	05-13-09	100	SKECHERS USA INC CLASS A COM STK	1,694.08	908.00	-786.08	
09-25-08	05-13-09	100	SKECHERS USA INC CLASS A COM STK	1,664.98	883.02	-781.96	
04-01-09	05-13-09	300	URBAN OUTFITTERS INC COM STK	4,614.72	5,547.81	933.09	

Please note: Buckingham Capital Management does not render advice on tax matters to clients. This information is not intended as tax advice, and you should consult with your own advisors on such decision. This report may not contain all information necessary to make a tax decision, for example this report does not take into account adjustments due to wash sales.

Buckingham Capital Management  
**REALIZED GAINS AND LOSSES**  
*Leeds Family Foundation -- Retail*  
**038C92429**  
*From 01-01-09 Through 12-31-09*

Open Date	Close Date	Quantity	Security	Cost Basis	Proceeds	Gain Or Loss	
						Short Term	Long Term
04-30-09	05-13-09	300	WARNACO GROUP INC COM STK	8,792.04	8,118.45	-673.59	
04-07-09	05-14-09	-7	CALL - GIL 100 @ 10 FXP 05-16-2009	1,550.78	237.99	-1,312.79	
03-19-09	05-14-09	-600	ABERCROMBIE & FITCH COCL A COM STK	16,389.06	13,742.80	-2,646.26	
03-24-09	05-14-09	-100	ABERCROMBIE & FITCH COCL A COM STK	2,731.51	2,307.98	-423.53	
04-07-09	05-14-09	-300	ABERCROMBIE & FITCH COCL A COM STK	8,203.71	7,586.68	-617.03	
04-03-09	05-14-09	-300	ABERCROMBIE & FITCH COCL A COM STK	8,203.71	7,976.38	-227.33	
04-29-09	05-14-09	-300	ABERCROMBIE & FITCH COCL A COM STK	8,203.71	8,005.98	-197.73	
04-30-09	05-14-09	-200	ABERCROMBIE & FITCH COCL A COM STK	5,469.14	5,410.86	-58.28	
05-12-09	05-14-09	-200	AUTOZONE INC COM STK	31,221.24	30,933.86	-287.38	
05-11-09	05-14-09	-200	CLOROX CO COM STK	10,154.26	10,359.63	205.37	
01-12-09	05-14-09	-100	CHIPOTLE MEXICAN GRILL INC COM	7,533.13	5,402.58	-2,130.55	
04-06-09	05-14-09	-100	FORTUNE BRANDS INC COM	3,721.91	3,209.45	-512.46	
04-20-09	05-14-09	-300	FORTUNE BRANDS INC COM	11,165.73	9,783.43	-1,382.30	
02-09-09	05-14-09	-100	FORTUNE BRANDS INC COM	3,721.91	3,312.07	-409.84	
05-07-09	05-14-09	-700	JCPENNEY CO INC COM STK	19,311.18	20,962.15	1,650.97	
03-03-09	05-14-09	-100	MOHAWK INDS INC COM STK	4,031.21	2,067.53	-1,963.68	
04-07-09	05-14-09	-100	MOHAWK INDS INC COM STK	4,031.21	3,094.45	-936.76	
04-07-09	05-14-09	-200	MOHAWK INDS INC COM STK	8,062.42	6,331.14	-1,731.28	
05-13-09	05-14-09	-100	UNDER ARMOUR INC CL A COM STK	2,163.99	2,049.49	-114.50	
05-11-09	05-14-09	-200	UNDER ARMOUR INC CL A COM STK	4,327.98	4,425.94	97.96	
08-04-08	05-14-09	-200	WHOLE FOODS MKT INC COM STK	3,977.22	4,255.65	278.43	
08-01-08	05-14-09	-100	WHOLE FOODS MKT INC COM STK	1,988.61	2,146.15	157.54	
07-18-08	05-14-09	-100	WHOLE FOODS MKT INC COM STK	1,988.61	2,155.98	167.37	
07-22-08	05-14-09	-300	WHOLE FOODS MKT INC COM STK	5,965.83	6,552.41	586.58	

Please note: Buckingham Capital Management does not render advice on tax matters to clients. This information is not intended as tax advice, and you should consult with your own advisors on such decision. This report may not contain all information necessary to make a tax decision, for example this report does not take into account adjustments due to wash sales.

Buckingham Capital Management  
**REALIZED GAINS AND LOSSES**  
*Leeds Family Foundation -- Retail*  
**038C92429**  
*From 01-01-09 Through 12-31-09*

Open Date	Close Date	Quantity	Security	Cost Basis	Proceeds	Gain Or Loss	
						Short Term	Long Term
05-13-09	05-14-09	-300	WYNN RESORIS LTD COM STK	11 679 90	12,282 31	602 41	
05-12-09	05-14-09	-400	WYNN RESORIS LTD COM STK	15 573 20	18,644 32	3,071 12	
04-30-09	05-14-09	200	GENESCO INC COM STK	4 416 64	4,519 20	102 56	
05-14-09	05-14-09	700	GAMESTOP CORP NEW CL A COM STK	18 521 16	18,485 47	-35 69	
03-10-09	05-15-09	-13	CALL - COH 100 @ 15 EXP 05/16/2009	11,300 77	1,124 49	-10,176 28	
02-24-09	05-15-09	-7	CALL - COH 100 @ 15 EXP 05/16/2009	6 085 03	818 99	-5,266 04	
02-12-09	05-15-09	-6	CALL - COH 100 @ 15 EXP 05/16/2009	5 215 74	851 99	-4,363 75	
04-03-09	05-15-09	-5	CALL - COH 100 @ 20 EXP 05/16/2009	1,926 80	408 69	-1,518 11	
03-11-09	05-15-09	-6	CALL - CVS 100 @ 27 1/2 EXP 05/16/2009	2,268 18	671 99	-1,596 19	
03-05-09	05-15-09	-6	CALL - DQO 100 @ 47 1/2 EXP 05/16/2009	0 00	563 99	563 99	
04-07-09	05-15-09	-13	CALL - GPS 100 @ 15 EXP 05/16/2009 GAP	799 49	799 49	0 00	
03-06-09	05-15-09	-5	CALL - GQU 100 @ 17 1/2 EXP 05/16/2009	8,398 25	538 49	-7,859 76	
03-10-09	05-15-09	-6	CALL - GQU 100 @ 22 1/2 EXP 05/16/2009	7 085 76	301 07	-6,784 69	
01-27-09	05-15-09	-4	CALL - INY 100 @ 5 EXP 05/16/2009 IONIS	1,452 36	126 00	-1,326 36	
04-30-09	05-15-09	-7	CALL - IJ 100 @ 9 EXP 05/16/2009	419 98	419 98	0 00	
04-06-09	05-15-09	-14	CALL - IJD 100 @ 10 EXP 05/16/2009	1 175 99	1,175 99	0 00	
03-20-09	05-15-09	-20	CALL - M 100 @ 10 EXP 05/16/2009	3,735 40	1,030 39	-2,705 01	
02-02-09	05-15-09	-7	CALL - QIA 100 @ 10 EXP 05/16/2009	3,473 54	412 99	-3,060 55	
04-07-09	05-15-09	-6	CALL - QIA 100 @ 10 EXP 05/16/2009	2,977 32	458 99	-2,518 33	
03-05-09	05-15-09	-5	CALL - QIA 100 @ 7 1/2 EXP 05/16/2009	3,729 90	344 99	-3,384 91	
04-22-09	05-15-09	-3	CALL - QUK 100 @ 65 EXP 05/16/2009	0 00	1,175 96	1 175 96	
03-24-09	05-15-09	-7	CALL - WMI 100 @ 55 EXP 05/16/2009 WAL	0 00	622 99	622 99	
04-02-09	05-15-09	-7	CALL - WMI 100 @ 55 EXP 05/16/2009 WAL	0 00	1,331 95	1,331 95	
04-03-09	05-15-09	-300	INTERNATIONAL FLAVORS & FRAGRANCE COM STK	9,090 57	9,616 74	526 17	

Please note Buckingham Capital Management does not render advice on tax matters to clients. This information is not intended as tax advice and you should consult with your own advisors on such decision. This report may not contain all information necessary to make a tax decision, for example this report does not take into account adjustments due to wash sales.

Buckingham Capital Management  
**REALIZED GAINS AND LOSSES**  
*Leeds Family Foundation -- Retail*  
**038C92429**

*From 01-01-09 Through 12-31-09*

Open Date	Close Date	Quantity	Security	Cost Basis	Proceeds	Gain Or Loss	
						Short Term	Long Term
03-10-09	05-15-09	-300	MINN WILMARTH HOUSE INC COM STK	5 019 01	3,210 76	-1,808 25	
03-10-09	05-15-09	-400	MINN WILMARTH HOUSE INC COM STK	6 692 01	4,295 49	-2,396 52	
04-01-09	05-15-09	100	BIBLIOTHECA INC COM STK	681 24	817 24	136 00	
02-27-09	05-15-09	400	COACH INC COM STK	5,681 60	9,334 99	3,653 39	
02-26-09	05-15-09	100	COACH INC COM STK	1,419 34	2,333 75	914 41	
12-16-08	05-15-09	100	FOSSIL INC COM STK	1,387 24	2 128 82	741 58	
04-30-09	05-15-09	100	GENESCO INC COM STK	2 208 32	2 224 59	16 27	
04-27-09	05-15-09	200	GENESCO INC COM STK	4,277 20	4,449 18	171 98	
03-20-09	05-15-09	200	GAP INC COM STK	2 498 54	3,057 40	558 86	
03-16-09	05-15-09	100	GAP INC COM STK	1,213 80	1,528 70	314 90	
03-16-09	05-15-09	500	GAP INC COM STK	6,069 00	7,797 29	1,728 29	
03-17-09	05-15-09	800	GAP INC COM STK	9,701 12	12,475 67	2,774 55	
04-06-09	05-15-09	1,400	LIMITED BRANDS INC COM STK	13,728 96	15,147 59	1,418 63	
05-12-09	05-15-09	100	LAS VEGAS SANDS CORP COM STK	1 092 07	1,004 61	-87 46	
05-12-09	05-15-09	700	LAS VEGAS SANDS CORP COM STK	7,644 49	6,705 80	-938 69	
01-28-09	05-15-09	100	NIKE INC CL B COM STK	4,664 74	5,124 40	459 66	
03-18-09	05-15-09	100	NIKE INC CL B COM STK	4,594 97	5,124 39	529 42	
03-18-09	05-15-09	100	NIKE INC CL B COM STK	4,594 97	5,101 65	506 68	
04-30-09	05-15-09	1 000	PEPSICO AUTOMOTIVE GROUP INC COM STK	13,659 10	10,929 01	-2,730 09	
04-30-09	05-15-09	700	SONIC AUTOMOTIVE INC CL A COM STK	3 498 81	4,897 35	1,398 54	
01-12-09	05-15-09	-7	PUT - AEO 100 @ 7 1/2 FXP 05/16/2009	0 00	500 49	500 49	
01-08-09	05-15-09	-7	PUT - BHQ 100 @ 20 FXP 05/16/2009	0 00	794 42	794 42	
01-16-09	05-15-09	-6	PUT - BHQ 100 @ 20 EXP 05/16/2009	0 00	791 99	791 99	
01-16-09	05-15-09	-6	PUT - BHQ 100 @ 17 1 21 XP 05/16/2009	0 00	486 29	486 29	
01-21-09	05-15-09	-6	PUT - BHQ 100 @ 17 1 21 XP 05/16/2009	0 00	503 99	503 99	
01-05-09	05-15-09	-7	PUT - BHQ 100 @ 17 1 2 FXP 05/16/2009	0 00	643 43	643 43	
02-20-09	05-15-09	-13	PUT - BHQ 100 @ 17 1 21 XP 05/16/2009	0 00	1,234 99	1,234 99	
04-03-09	05-15-09	-7	PUT - CMG 100 @ 55 LXP 05/16/2009	0 00	1,168 99	1,168 99	

Please note Buckingham Capital Management does not render advice on tax matters to clients. This information is not intended as tax advice and you should consult with your own advisors on such decision. This report may not contain all information necessary to make a tax decision, for example this report does not take into account adjustments due to wash sales.

Buckingham Capital Management  
**REALIZED GAINS AND LOSSES**  
*Leeds Family Foundation -- Retail*  
**038C92429**  
*From 01-01-09 Through 12-31-09*

Open Date	Close Date	Quantity	Security	Cost Basis	Proceeds	Gain Or Loss	
						Short Term	Long Term
04-07-09	05-15-09	-7	PUT - CNF 100@22 1/2 EXP 05/16/2009 CALLRPI	0 00	469 62	469 62	
02-10-09	05-15-09	-6	PUT - LHI 100 @ 10 EXP 05/16/2009	596 99	596 99		0 00
04-03-09	05-15-09	-14	PUT - LDO 100 @ 30 EXP 05/16/2009 LAMII Y	0 00	1,882 98	1,882 98	
01-20-09	05-15-09	-13	PUT - FMQ 100 @ 7 LXP 05/16/2009	0 00	649 99	649 99	
02-10-09	05-15-09	-6	PUT - LMQ 100 @ 8 EXP 05/16/2009	0 00	383 99	383 99	
03-09-09	05-15-09	-6	PUT - HD 100 @ 15 EXP 05/16/2009 HONI-	0 00	383 99	383 99	
02-11-09	05-15-09	-6	PUT - HD 100 @ 17 1/2 LXP 05/16/2009 HONI	0 00	494 75	494 75	
02-10-09	05-15-09	-6	PUT - HOI 100 @ 10 EXP 05/16/2009	0 00	533 99	533 99	
12-24-08	05-15-09	-8	PUT - ICP 100 @ 10 EXP 05/16/2009 PENNFY	0 00	551 99	551 99	
12-22-08	05-15-09	-7	PUT - ICP 100 @ 10 EXP 05/16/2009 PENNFY	0 00	528 28	528 28	
02-02-09	05-15-09	-7	PUT - ICP 100 @ 12 1/2 EXP 05/16/2009 PENNFY	0 00	710 49	710 49	
01-20-09	05-15-09	-4	PUT - ICP 100 @ 12 1/2 EXP 05/16/2009 PENNFY	0 00	407 99	407 99	
02-05-09	05-15-09	7	PUT - ICP 100 @ 12 1/2 EXP 05/16/2009 PENNFY	0 00	830 12	830 12	
12-23-08	05-15-09	-15	PUT - ICP 100 @ 12 1/2 EXP 05/16/2009 PENNFY	0 00	1,930 33	1,930 33	
04-07-09	05-15-09	-13	PUT - MFK 100 @ 22 1/21 XP 05/16/2009	0 00	831 99	831 99	
02-12-09	05-15-09	-6	PUT - MFK 100 @ 22 1/21 XP 05/16/2009	0 00	611 99	611 99	
02-10-09	05-15-09	-6	PUT - MW 100 @ 10 EXP 05/16/2009	0 00	737 69	737 69	
04-07-09	05-15-09	-7	PUT - MW 100 @ 15 EXP 05/16/2009	0 00	783 99	783 99	
01-20-09	05-15-09	-6	PUT - MW 100 @ 7 1/2 LXP 05/16/2009	0 00	293 99	293 99	
02-04-09	05-15-09	-7	PUT - MW 100 @ 7 1/2 EXP 05/16/2009	0 00	412 99	412 99	
03-30-09	05-15-09	-7	PUT - MW 100 @ 12 1/2 LXP 05/16/2009	0 00	482 99	482 99	
05-01-09	05-15-09	-7	PUT - MW 100 @ 17 1/2 EXP 05/16/2009	552 98	552 98		0 00
01-26-09	05-15-09	-6	PUT - REQ 100 @ 25 EXP 05/16/2009 ROSS	0 00	671 99	671 99	
02-18-09	05-15-09	-6	PUT - REQ 100 @ 22 1/21 XP 05/16/2009 ROSS	0 00	323 99	323 99	

Please note Buckingham Capital Management does not render advice on tax matters to clients. This information is not intended as tax advice, and you should consult with your own advisors on such decision. This report may not contain all information necessary to make a tax decision, for example this report does not take into account adjustments due to wash sales.

Buckingham Capital Management  
**REALIZED GAINS AND LOSSES**  
*Leeds Family Foundation -- Retail*  
**038C92429**

*From 01-01-09 Through 12-31-09*

Open Date	Close Date	Quantity	Security	Cost Basis	Proceeds	Gain Or Loss	
						Short Term	Long Term
02-11-09	05-15-09	-6	PUT - TH 100 @ 15 EXP 05/16/2009 TIFFANY	0 00	473 99	473 99	
01-09-09	05-15-09	-7	PUT - TH 100 @ 15 EXP 05/16/2009 TIFFANY	0 00	748 99	748 99	
01-20-09	05-15-09	-6	PUT - TH 100 @ 17 1/2 EXP 05/16/2009 TIFFANY	0 00	1,271 99	1,271 99	
02-10-09	05-15-09	-13	PUT - UHO 100 @ 7 1/2 EXP 05/16/2009	0 00	573 68	573 68	
03-03-09	05-15-09	-6	PUT - UHO 100 @ 7 1/2 EXP 05/16/2009	0 00	413 99	413 99	
03-05-09	05-15-09	-6	PUT - UHO 100 @ 7 1/2 EXP 05/16/2009	0 00	446 45	446 45	
01-30-09	05-15-09	-7	PUT - WSM 100 @ 5 EXP 05/16/2009 WILLIAM	0 00	272 99	272 99	
01-12-09	05-15-09	-13	PUT - WSM 100 @ 5 EXP 05/16/2009 WILLIAM	0 00	571 99	571 99	
03-25-09	05-15-09	-13	PUT - WSM 100 @ 10 EXP 05/16/2009 WILLIAM	0 00	1,091 99	1,091 99	
01-30-09	05-15-09	-7	PUT - WSM 100 @ 7 1/2 EXP 05/16/2009 WILLIAM	0 00	871 49	871 49	
04-07-09	05-15-09	-13	PUT - ZWR 100 @ 20 EXP 05/16/2009 C I F	0 00	961 99	961 99	
12-01-08	05-18-09	-100	FAMILY DOLLAR STORES INC COM STK	2,976 80	2,667 48		-309 32
11-24-08	05-18-09	-100	FAMILY DOLLAR STORES INC COM STK	2,976 80	2,713 21		-263 59
02-27-09	05-18-09	-100	FAMILY DOLLAR STORES INC COM STK	2,976 80	2,714 71		-262 09
04-07-09	05-18-09	-400	MOHAWK INDS INC COM STK	16,539 96	12,662 27		-3,877 69
05-11-09	05-18-09	-200	PEISMART INC COM STK	4,542 66	4,241 69		-300 97
05-12-09	05-18-09	-100	WYNN R SORTS LTD COM STK	4,129 07	4,675 12		546 05
01-09-09	05-18-09	-1,500	SPDR S&P REITAIL ETF	39,869 10	31,499 52		-8,369 58
01-28-09	05-18-09	-1,300	SPDR S&P REITAIL ETF	34,553 22	27,337 28		-7,215 94
02-06-09	05-18-09	-300	SPDR S&P REITAIL ETF	7,973 82	6,318 23		-1,655 59
05-15-09	05-18-09	400	ETHAN ALLEN INTERIORS INC COM STK	3,610 67	4,271 41		660 74
05-15-09	05-18-09	100	ETHAN ALLEN INTERIORS INC COM STK	902 67	1,072 99		170 32
10-30-08	05-18-09	200	GSI COMM INC COM STK	1,868 44	2,727 86		859 42
04-06-09	05-19-09	-14	CAL - GIL 100 @ 10 EXP 06/20/2009	8,514 80	755 99		-7,758 81
02-12-09	05-19-09	-19	CAL - GIL 100 @ 10 EXP 06/20/2009	11,555 80	1,317 26		-10,238 54
05-13-09	05-19-09	-200	AVON PRODS INC COM STK	4,779 30	4,436 68		-342 62

Please note Buckingham Capital Management does not render advice on tax matters to clients. This information is not intended as tax advice, and you should consult with your own advisors on such decision. This report may not contain all information necessary to make a tax decision, for example this report does not take into account adjustments due to wash sales.

Buckingham Capital Management  
**REALIZED GAINS AND LOSSES**  
*Leeds Family Foundation -- Retail*  
**038C92429**  
*From 01-01-09 Through 12-31-09*

Open Date	Close Date	Quantity	Security	Cost Basis	Proceeds	Gain Or Loss	
						Short Term	Long Term
05-11-09	05-19-09	-100	AVON PRODS INC COM STK	2,389 65	2,284 07	-105 58	
04-07-09	05-19-09	-100	CRACKER BARREL OLD COUNTRY STORE INC	3,132 06	3,094 63	-37 43	
01-22-09	05-19-09	-200	BRINKER INTL INC COM STK	3,579 36	2,134 37	-1,444 99	
01-22-09	05-19-09	-100	BRINKER INTL INC COM STK	1 783 74	1,067 18	-716 56	
03-11-09	05-19-09	-100	GREEN MOUNTAIN COFFEE ROASTERS COM STK	7 932 35	3,817 01	-4,115 34	
05-11-09	05-19-09	-100	PEI SMART INC COM STK	2,325 60	2,120 84	-204 76	
05-12-09	05-19-09	-100	PEI SMART INC COM STK	2,325 60	2,140 68	-184 92	
05-08-09	05-19-09	-300	PEI SMART INC COM STK	6 976 80	6,445 36	-531 44	
05-15-09	05-19-09	-200	PEI SMART INC COM STK	4 657 00	4,421 44	-235 56	
01-09-09	05-19-09	-400	HIFANY & CO COM STK	10 701 20	9,091 94	-1 609 26	
12-11-08	05-19-09	-200	HIFANY & CO COM STK	5 350 60	4,727 53	-623 07	
12-11-08	05-19-09	-100	HIFANY & CO COM STK	2,747 18	2,363 77	-383 42	
02-26-09	05-19-09	1 000	COACH INC COM STK	14 193 40	25,213 05	11,019 65	
05-15-09	05-19-09	100	ETHAN ALLEN INTERIORS INC COM STK	902 67	1,045 64	142 97	
03-18-09	05-19-09	100	NIKE INC CL B COM STK	4 594 97	5,117 26	522 29	
01-21-09	05-19-09	300	NIKE INC CL B COM STK	13,524 90	15,351 77	1,826 87	
03-12-09	05-19-09	100	NIKE INC CL B COM STK	4,446 87	5,117 26	670 39	
09-25-08	05-19-09	100	SKETCHERS U S A INC CL A COM STK	1,664 98	943 83	-721 15	
09-26-08	05-19-09	100	SKETCHERS U S A INC CL A COM STK	1,644 50	943 82	-700 68	
04-30-09	05-19-09	200	CARROLLS HOLDINGS CORP	1,211 22	1,405 38	194 16	
04-13-09	05-20-09	100	MFCO PBL FNGMT MACAU LTD ADR	482 00	580 44	98 44	
04-09-09	05-20-09	500	MFCO PBL FNGMT MACAU LTD ADR	2 340 95	2,902 17	561 22	
02-20-09	05-20-09	-100	BORGWARNER INC COM STK	3,089 26	1,786 18	-1,303 08	
01-12-09	05-20-09	-100	CHIPP OFF MEXICAN GRILL INC COM	7,585 84	5,402 58	-2,183 26	
01-23-09	05-20-09	-100	JAMIE Y DOUJAR STORLS INC COM STK	3 141 51	2 721 96	-419 55	

Please note: Buckingham Capital Management does not render advice on tax matters to clients. This information is not intended as tax advice, and you should consult with your own advisors on such decision. This report may not contain all information necessary to make a tax decision; for example, this report does not take into account adjustments due to wash sales.

Buckingham Capital Management  
**REALIZED GAINS AND LOSSES**  
*Leeds Family Foundation -- Retail*  
**038C92429**

*From 01-01-09 Through 12-31-09*

Open Date	Close Date	Quantity	Security	Cost Basis	Proceeds	Gain Or Loss	
						Short Term	Long Term
02-25-09	05-20-09	-100	FAMILY DOLLAR STORES INC COM STK	3,141.51	2,737.98	-403.53	
02-25-09	05-20-09	-200	FAMILY DOLLAR STORES INC COM STK	6,064.78	5,475.97	-588.81	
11-28-08	05-20-09	-200	FAMILY DOLLAR STORES INC COM STK	6,064.78	5,533.53	-531.25	
03-20-09	05-20-09	-500	FCR W GROUP INC	10,660.45	5,631.10	-5,029.35	
03-20-09	05-20-09	-100	FCR W GROUP INC	2,130.71	1,126.22	-1,004.49	
03-20-09	05-20-09	-200	FCR W GROUP INC	4,349.08	2,252.44	-2,096.64	
03-24-09	05-20-09	-200	FCR W GROUP INC	4,349.08	2,669.08	-1,680.00	
04-20-09	05-20-09	-100	PEISMART INC COM STK	2,266.93	2,254.95	-11.98	
04-20-09	05-20-09	-100	PEISMART INC COM STK	2,271.50	2,254.95	-16.55	
04-17-09	05-20-09	-200	PEISMART INC COM STK	4,543.00	4,639.86	96.86	
04-16-09	05-20-09	-300	PEISMART INC COM STK	6,814.50	7,054.46	239.96	
12-11-08	05-20-09	-100	TIFFANY & CO STK	2,832.01	2,363.77	-468.25	
05-13-09	05-20-09	-100	TIFFANY & CO STK	2,832.01	2,518.40	-313.61	
02-06-09	05-20-09	-800	SPDR S&P RETAIL ETF	22,030.40	16,848.63	-5,181.77	
01-28-09	05-20-09	-900	SPDR S&P RETAIL ETF	24,784.20	18,994.03	-5,790.17	
03-20-09	05-20-09	-400	SPDR S&P RETAIL ETF	11,015.20	8,465.27	-2,549.93	
02-26-09	05-20-09	200	COACH INC COM STK	2,838.68	5,132.96	2,294.28	
02-25-09	05-20-09	500	COACH INC COM STK	7,056.00	12,493.88	5,437.88	
02-24-09	05-20-09	300	COACH INC COM STK	4,209.72	7,496.32	3,286.60	
04-27-09	05-20-09	100	GENESCO INC COM STK	2,138.60	2,241.98	103.38	
04-09-09	05-20-09	300	GENESCO INC COM STK	6,391.26	6,725.94	334.68	
12-05-08	05-20-09	200	GYMBORIE CORP COM STK	5,156.32	7,304.21	2,147.89	
05-12-09	05-20-09	200	LAS VEGAS SANDS CORP COM STK	2,184.14	2,048.47	-135.67	
05-12-09	05-20-09	500	LAS VEGAS SANDS CORP COM STK	5,316.35	5,121.16	-195.19	
02-13-09	05-20-09	100	NIKE INC CL B COM STK	4,442.16	5,115.45	673.29	
03-11-09	05-20-09	100	NIKE INC CL B COM STK	4,271.32	5,115.44	844.12	
04-30-09	05-20-09	100	CARROLS HOLDINGS CORP	605.00	721.52	116.52	
04-15-09	05-20-09	300	CARROLS HOLDINGS CORP	1,249.98	2,164.56	914.58	
03-04-09	05-20-09	200	WAL-MART STORES INC COM STK	9,663.10	9,817.20	154.10	

Please note: Buckingham Capital Management does not render advice on tax matters to clients. This information is not intended as tax advice, and you should consult with your own advisors on such decision. This report may not contain all information necessary to make a tax decision, for example this report does not take into account adjustments due to wash sales.



Buckingham Capital Management  
**REALIZED GAINS AND LOSSES**  
*Leeds Family Foundation -- Retail*  
**038C92429**

From 01-01-09 Through 12-31-09

Open Date	Close Date	Quantity	Security	Cost Basis	Proceeds	Gain Or Loss	
						Short Term	Long Term
12-19-08	05-21-09	-100	HOT TOPIC INC STK	753 71	801 11	47 40	
12-22-08	05-21-09	-400	HOT TOPIC INC STK	3,014 84	3,241 98	227 14	
01-14-09	05-21-09	-300	HOT TOPIC INC STK	2,261 13	2,522 65	261 52	
01-26-09	05-21-09	-100	HOT TOPIC INC STK	753 71	843 37	89 66	
02-02-09	05-21-09	-100	HOT TOPIC INC STK	753 71	843 40	89 69	
03-24-09	05-21-09	-100	LCREWE GROUP INC	2,019 35	1,334 54	-684 81	
02-27-09	05-21-09	-200	MARVEL ENTMT INC COM STK	6,310 30	5,088 65	-1,221 65	
02-24-09	05-21-09	-100	MARVEL ENTMT INC COM STK	3 155 15	2,762 76	-392 39	
05-12-09	05-21-09	100	APPLE INC STK	12 518 69	12,307 68	-211 01	
04-30-09	05-21-09	500	ASBURY AUTOMOTIVE GROUP INC	4,938 80	4,883 87	-54 93	
04-29-09	05-21-09	100	ASBURY AUTOMOTIVE GROUP INC	900 71	976 77	76 06	
04-01-09	05-21-09	200	BIBI STORES INC COM STK	1 362 48	1,574 15	211 67	
02-24-09	05-21-09	1 000	COACH INC STK	14,032 40	24,171 47	10,139 07	
03-11-09	05-21-09	500	COACH INC STK	6,965 20	12,085 74	5,120 54	
02-23-09	05-21-09	300	COACH INC STK	4 144 62	7,245 17	3,100 55	
12-08-08	05-21-09	100	CVS CAREMARK CORP COM STK	2,811 90	2,934 35	122 45	
10-28-08	05-21-09	100	DECKERS OUTDOOR CORP COM STK	7,088 73	5,016 35	-2,072 38	
05-20-09	05-21-09	200	GAMSTOP CORP NEW CL A COM STK	5 399 58	4,561 94	-837 64	
12-05-08	05-21-09	600	GYMBORFF CORP COM STK	15 468 96	21 895 41	6,426 45	
11-24-08	05-21-09	400	JONES APPAREL GROUP INC COM STK	1,404 64	3,448 31	2,043 67	
04-29-09	05-21-09	200	LUMBER LIQUIDATORS HDGS COM STK	3,174 00	2,790 32	-383 68	
04-06-09	05-21-09	100	LIMITED BRANDS INC COM STK	980 64	1,175 36	194 72	
04-08-09	05-21-09	300	LIMITED BRANDS INC COM STK	2,865 33	3 526 07	660 74	
05-12-09	05-21-09	300	LAS VEGAS SANDS CORP COM STK	3,082 14	2,847 19	-234 95	
05-12-09	05-21-09	300	LAS VEGAS SANDS CORP COM STK	3 082 14	2,763 58	-318 56	

Please note: Buckingham Capital Management does not render advice on tax matters to clients. This information is not intended as tax advice and you should consult with your own advisors on such decision. This report may not contain all information necessary to make a tax decision, for example this report does not take into account adjustments due to wash sales.

Buckingham Capital Management  
**REALIZED GAINS AND LOSSES**  
*Leeds Family Foundation -- Retail*  
**038C92429**  
*From 01-01-09 Through 12-31-09*

Open Date	Close Date	Quantity	Security	Cost Basis	Proceeds	Gain Or Loss	
						Short Term	Long Term
05-12-09	05-21-09	700	LAS VEGAS SANDS CORP COM STK	7,191.66	6,429.19	-762.47	
12-18-08	05-21-09	100	NEW YORK & CO INC COM STK	213.40	337.90	124.50	
12-17-08	05-21-09	300	NEW YORK & CO INC COM STK	639.57	1,013.70	374.13	
12-18-08	05-21-09	200	NEW YORK & CO INC COM STK	418.00	675.80	257.80	
01-21-09	05-21-09	400	NEW YORK & CO INC COM STK	785.60	1,351.61	566.01	
04-29-09	05-21-09	300	PENSKF AUTOMOTIVE GROUP INC COM STK	4,014.09	3,445.65	-568.44	
04-23-09	05-21-09	100	PENSKF AUTOMOTIVE GROUP INC COM STK	1,293.00	1,148.55	-144.45	
04-23-09	05-21-09	100	PENSKF AUTOMOTIVE GROUP INC COM STK	1,248.81	1,148.55	-100.26	
10-03-08	05-21-09	400	PHILIPS-VAN HEUSEN CORP COM STK	13,748.00	10,863.28	-2,884.72	
10-03-08	05-21-09	100	PHILIPS-VAN HEUSEN CORP COM STK	3,437.00	2,626.85	-810.15	
04-15-09	05-21-09	200	CARROLS HOLDINGS CORP	833.32	1,345.53	512.21	
04-09-09	05-21-09	200	CARROLS HOLDINGS CORP	828.46	1,345.52	517.06	
04-09-09	05-21-09	100	CARROLS HOLDINGS CORP	414.23	667.34	253.11	
05-08-09	05-21-09	300	TARGET CORP COM STK	13,202.94	12,618.03	-584.91	
05-18-09	05-21-09	100	TARGET CORP COM STK	4,168.05	4,206.01	37.96	
05-19-09	05-21-09	200	TARGET CORP COM STK	8,335.36	8,412.03	76.67	
05-05-09	05-21-09	100	TARGET CORP COM STK	4,123.43	4,206.01	82.58	
05-11-09	05-22-09	-200	AVON PRODS INC COM STK	5,159.54	4,568.14	-591.40	
05-06-09	05-22-09	-500	AVON PRODS INC COM STK	12,898.85	11,869.39	-1,029.46	
01-29-09	05-22-09	-100	HOT TOPIC INC COM STK	710.97	845.66	134.69	
03-27-09	05-22-09	-200	MOHAWK INDS INC COM STK	7,533.86	6,407.54	-1,126.32	
02-12-09	05-22-09	-100	MOHAWK INDS INC COM STK	3,766.93	3,237.98	-528.95	
04-02-09	05-22-09	-100	POLO RALPH LAUREN CORP CL A COM STK	4,946.08	4,631.72	-314.36	
04-15-09	05-22-09	-200	POLO RALPH LAUREN CORP CL A COM STK	9,892.16	9,726.80	-165.36	

Please note: Buckingham Capital Management does not render advice on tax matters to clients. This information is not intended as tax advice, and you should consult with your own advisors on such decision. This report may not contain all information necessary to make a tax decision, for example this report does not take into account adjustments due to wash sales.

Buckingham Capital Management  
**REALIZED GAINS AND LOSSES**  
*Leeds Family Foundation -- Retail*  
**038C92429**  
*From 01-01-09 Through 12-31-09*

Open Date	Close Date	Quantity	Security	Cost Basis	Proceeds	Gain Or Loss	
						Short Term	Long Term
04-14-09	05-22-09	-100	POLO RALPH LAUREN CORP CL A COM STK	4,946 08	5,011 91	65 83	
04-17-09	05-22-09	-100	POLO RALPH LAUREN CORP CL A COM STK	4,946 08	5,106 26	160 18	
04-13-09	05-22-09	-200	POLO RALPH LAUREN CORP CL A COM STK	9,892 16	10,290 49	398 33	
04-29-09	05-22-09	-100	POLO RALPH LAUREN CORP CL A COM STK	5,027 18	5,296 65	269 47	
05-05-09	05-22-09	-100	POLO RALPH LAUREN CORP CL A COM STK	5 027 18	5,317 29	290 11	
04-22-09	05-22-09	-300	POLO RALPH LAUREN CORP CL A COM STK	15,081 54	15,974 28	892 74	
04-30-09	05-22-09	-100	POLO RALPH LAUREN CORP CL A COM STK	5 027 18	5,569 55	542 37	
05-11-09	05-22-09	-300	STAPLES INC COM STK	5,797 83	5,847 59	49 76	
05-12-09	05-22-09	-200	STAPLES INC COM STK	3,865 22	3,961 17	95 95	
05-06-09	05-22-09	-200	STAPLES INC COM STK	3,865 22	4,017 89	152 67	
05-15-09	05-22-09	-100	HILARY & CO COM STK	2,666 27	2,603 94	-62 33	
08-28-08	05-22-09	-300	HILARY & CO COM STK	7,998 81	13,089 14	5,090 33	
03-26-08	05-22-09	-200	HILARY & CO COM STK	5,332 54	8,741 70	3,409 16	
06-11-08	05-22-09	-100	HILARY & CO COM STK	2,666 27	4,527 84	1,861 57	
03-20-09	05-22-09	-1 000	SPDR S&P REITAIL ETF	26,300 40	21,163 18	-5,137 22	
03-20-09	05-22-09	-1 000	SPDR S&P REITAIL ETF	26,422 40	21,163 18	-5,259 22	
04-29-09	05-22-09	200	ASBURY AUTOMOTIVE GROUP INC	1,801 42	1,888 41	86 99	
04-23-09	05-22-09	100	ASBURY AUTOMOTIVE GROUP INC	785 80	944 20	158 40	
04-30-09	05-22-09	500	AMERICAN APPAREL INCCORP COM STK	3,417 15	1,828 60	-1,588 55	
04-30-09	05-22-09	200	AMERICAN APPAREL INCCORP COM STK	1,360 62	731 44	-629 18	
05-04-09	05-22-09	300	AMERICAN APPAREL INCCORP COM STK	1,776 57	1,097 16	-679 41	
05-12-09	05-22-09	400	AMERICAN APPAREL INCCORP COM STK	2,213 48	1 462 88	-750 60	
05-05-09	05-22-09	200	BIG LOIS INC COM STK	5 567 08	4,819 53	-747 55	
04-30-09	05-22-09	100	BIG LOIS INC COM STK	2,711 90	2 409 77	-302 13	
12-05-08	05-22-09	100	GYMBORIE CORP COM STK	2 578 16	3,631 10	1,052 94	

Please note Buckingham Capital Management does not render advice on tax matters to clients. This information is not intended as tax advice, and you should consult with your own advisors on such decision. This report may not contain all information necessary to make a tax decision, for example this report does not take into account adjustments due to wash sales.

Buckingham Capital Management  
**REALIZED GAINS AND LOSSES**  
*Leeds Family Foundation -- Retail*  
**038C92429**

*From 01-01-09 Through 12-31-09*

Open Date	Close Date	Quantity	Security	Cost Basis	Proceeds	Gain Or Loss	
						Short Term	Long Term
05-11-09	05-22-09	200	IMAX CORP CAD COM (USD)	1 432 90	1,539 96	107 06	
05-11-09	05-22-09	100	IMAX CORP CAD COM (USD)	716 45	771 98	55 53	
11-24-08	05-22-09	700	IONIS APPARFL GROUP INC COM STK	2 458 12	5,882 78	3,424 66	
01-21-09	05-22-09	100	NEW YORK & CO INC COM STK	196 40	324 03	127 63	
12-16-08	05-22-09	300	NEW YORK & CO INC COM STK	585 00	972 09	387 09	
01-26-09	05-22-09	100	NEW YORK & CO INC COM STK	190 01	324 03	134 02	
12-12-08	05-22-09	1,000	NEW YORK & CO INC COM STK	1,845 50	3,240 32	1,394 82	
12-15-08	05-22-09	300	NEW YORK & CO INC COM STK	552 57	969 69	417 12	
04-23-09	05-22-09	100	PENSKF AUTOMOTIVE GROUP INC COM STK	1 248 81	1 141 16	-107 65	
04-23-09	05-22-09	700	PENSKF AUTOMOTIVE GROUP INC COM STK	8 741 67	7,859 18	-882 49	
02-12-09	05-22-09	100	PACIFIC SUNWEAR CALIF INC COM STK	156 38	384 54	228 16	
02-13-09	05-22-09	100	PACIFIC SUNWEAR CALIF INC COM STK	153 49	384 54	231 05	
03-03-09	05-22-09	100	PACIFIC SUNWEAR CALIF INC COM STK	144 62	384 54	239 92	
02-27-09	05-22-09	100	PACIFIC SUNWEAR CALIF INC COM STK	142 04	384 54	242 50	
03-13-09	05-22-09	300	PACIFIC SUNWEAR CALIF INC COM STK	408 72	1,153 62	744 90	
02-11-09	05-22-09	200	PACIFIC SUNWEAR CALIF INC COM STK	263 58	769 08	505 50	
02-11-09	05-22-09	200	PACIFIC SUNWEAR CALIF INC COM STK	263 58	759 28	495 70	
12-18-08	05-26-09	-100	CHIPOTIL MEXICAN GRILL INC COM	7 898 30	6,342 86	-1,555 44	
09-11-08	05-26-09	-100	CHIPOTIL MEXICAN GRILL INC COM	7,898 30	6,852 96	-1,045 34	
11-28-08	05-26-09	-100	FAMILY DOLLAR STORES INC COM STK	3,128 52	2,766 76	-361 76	
03-11-09	05-26-09	-100	GREEN MOUNTAIN COFFEE ROASTERS COM STK	8 298 74	3,817 01	-4,481 73	
04-20-09	05-26-09	-400	STARWOOD HOTELS & RESORTS COM STK	9 458 44	6,576 42	-2,882 02	
01-30-09	05-26-09	-100	HOT TOPIC INC COM STK	748 83	851 49	102 66	
02-12-09	05-26-09	-200	MOHAWK INDS INC COM STK	7 919 36	6,475 96	-1,443 40	

Please note Buckingham Capital Management does not render advice on tax matters to clients. This information is not intended as tax advice, and you should consult with your own advisors on such decision. This report may not contain all information necessary to make a tax decision, for example this report does not take into account adjustments due to wash sales.

Buckingham Capital Management  
**REALIZED GAINS AND LOSSES**  
*Leeds Family Foundation -- Retail*  
**038C92429**  
*From 01-01-09 Through 12-31-09*

Open Date	Close Date	Quantity	Security	Cost Basis	Proceeds	Gain Or Loss	
						Short Term	Long Term
05-12-09	05-26-09	-400	WYNN RE SORTS LTD COM STK	15,094.96	18,700.47	3,605.51	
04-23-09	05-26-09	400	ASBURY AUTOMOTIVE GROUP INC	3,143.20	3,877.66	734.46	
04-23-09	05-26-09	200	ASBURY AUTOMOTIVE GROUP INC	1,571.60	1,939.93	368.33	
04-16-09	05-26-09	300	ASBURY AUTOMOTIVE GROUP INC	1,950.51	2,909.89	959.38	
04-17-09	05-26-09	200	ASBURY AUTOMOTIVE GROUP INC	1,240.94	1,939.93	698.99	
04-14-09	05-26-09	100	ASBURY AUTOMOTIVE GROUP INC	608.81	983.44	374.63	
05-13-09	05-26-09	100	AMERICAN APPAREL INC CORP COM STK	500.92	368.81	-132.11	
05-20-09	05-26-09	500	GAMES TOP CORP NEW CL A COM STK	13,498.95	11,669.74	-1,829.21	
05-06-09	05-26-09	100	IMAX CORP CAD COM (USD)	712.26	788.67	76.41	
05-04-09	05-26-09	100	IMAX CORP CAD COM (USD)	707.20	788.66	81.46	
04-22-09	05-26-09	400	PENSKE AUTOMOTIVE GROUP INC COM STK	4,717.12	4,600.00	-117.12	
04-16-09	05-26-09	200	PENSKE AUTOMOTIVE GROUP INC COM STK	2,299.64	2,300.00	0.36	
04-16-09	05-26-09	100	PENSKE AUTOMOTIVE GROUP INC COM STK	1,149.82	1,157.56	7.74	
05-14-09	05-26-09	100	PENSKE AUTOMOTIVE GROUP INC COM STK	1,146.88	1,157.56	10.68	
04-14-09	05-26-09	200	PENSKE AUTOMOTIVE GROUP INC COM STK	2,198.06	2,315.12	117.06	
04-14-09	05-26-09	100	PENSKE AUTOMOTIVE GROUP INC COM STK	1,096.50	1,157.56	61.06	
02-11-09	05-26-09	900	PACIFIC SUNWEAR CALIF INC COM STK	1,186.11	3,453.66	2,267.55	
02-11-09	05-26-09	600	PACIFIC SUNWEAR CALIF INC COM STK	786.60	2,302.44	1,515.84	
03-12-09	05-26-09	300	PACIFIC SUNWEAR CALIF INC COM STK	368.10	1,151.22	783.12	
02-10-09	05-26-09	100	PACIFIC SUNWEAR CALIF INC COM STK	120.86	383.74	262.88	
02-10-09	05-26-09	300	PACIFIC SUNWEAR CALIF INC COM STK	360.57	1,151.22	790.65	
02-10-09	05-26-09	400	PACIFIC SUNWEAR CALIF INC COM STK	480.76	1,529.48	1,048.72	
04-09-09	05-27-09	300	MFCO PBL INTMT MAC AU LTD ADR	1,404.57	1,860.94	456.37	
05-15-09	05-27-09	-200	NORDSTRIM INC COM	4,417.72	4,418.65	0.93	
04-14-09	05-27-09	300	ASBURY AUTOMOTIVE GROUP INC	1,826.43	2,891.29	1,064.86	

Please note Buckingham Capital Management does not render advice on tax matters to clients. This information is not intended as tax advice, and you should consult with your own advisors on such decision. This report may not contain all information necessary to make a tax decision, for example this report does not take into account adjustments due to wash sales.

Buckingham Capital Management  
**REALIZED GAINS AND LOSSES**  
*Leeds Family Foundation -- Retail*  
**038C92429**

*From 01-01-09 Through 12-31-09*

Open Date	Close Date	Quantity	Security	Cost Basis	Proceeds	Gain Or Loss	
						Short Term	Long Term
04-14-09	05-27-09	100	ASBURY AUTOMOTIVE GROUP INC	608 81	928 19	319 38	
02-23-09	05-27-09	100	COACH INC COM STK	1 381 54	2 551 03	1,169 49	
05-04-09	05-27-09	100	IMAX CORP CAD COM (USD)	707 20	761 50	54 30	
10-15-08	05-27-09	100	FLEIS PERRY INTL INC COM STK	958 95	678 80	-280 15	
05-26-09	05-27-09	300	ZALE CORP NEW COM STK	1,575 57	1,251 77	-323 80	
05-26-09	05-27-09	100	ZALE CORP NEW COM STK	508 16	417 26	-90 90	
05-26-09	05-27-09	100	ZALE CORP NEW COM STK	508 16	451 98	-56 18	
05-26-09	05-27-09	200	ZALE CORP NEW COM STK	1 016 32	829 23	-187 09	
04-09-09	05-28-09	500	MELCO PBL F NMT MACAU LTD ADR	2,340 95	3,034 22	693 27	
04-02-09	05-28-09	-100	BID BATH BEYOND INC COM STK	2,758 50	2,672 33	-86 18	
11-28-08	05-28-09	-100	FAMILY DOLLAR STORES INC COM STK	3,040 94	2,766 76	-274 18	
02-04-09	05-28-09	-100	GREEN MOUNTAIN COFFEE ROASTERS COM STK	8 201 29	4,089 25	-4,112 05	
04-20-09	05-28-09	-100	STARWOOD HOTELS & RESORTS COM STK	2,306 41	1,644 11	-662 30	
05-13-09	05-28-09	-400	STARWOOD HOTELS & RESORTS COM STK	9,225 64	8,043 19	-1,182 45	
03-24-09	05-28-09	-200	FCRIW GROUP INC	4 693 76	2,669 08	-2,024 68	
04-02-09	05-28-09	-400	FCRIW GROUP INC	9 387 52	5,740 12	-3 647 40	
05-13-09	05-28-09	-300	FCRIW GROUP INC	7,040 64	5,316 34	-1,724 30	
05-18-09	05-28-09	-100	FCRIW GROUP INC	2,346 88	1 998 03	-348 85	
05-15-09	05-28-09	-100	NORDSTRIM INC COM	2,008 23	2,209 32	201 09	
05-26-09	05-28-09	-400	PROCTER & GAMBLE CO COM	20,734 40	21,543 44	809 04	
04-14-09	05-28-09	200	ASBURY AUTOMOTIVE GROUP INC	1,217 62	1 823 61	605 99	
04-28-09	05-28-09	100	BIG LOTS INC COM STK	2 689 55	2 310 03	-379 52	
05-20-09	05-28-09	100	CARTER HOLDINGS INC COM	2 183 79	2,146 91	-36 88	
05-12-09	05-28-09	200	JO-ANN STORES INC COM STK	4,336 56	4,290 77	-45 79	
05-19-09	05-28-09	400	JO-ANN STORES INC COM STK	8,665 60	8,581 54	-84 06	
05-18-09	05-28-09	100	JO-ANN STORES INC COM STK	2 154 06	2,145 38	-8 68	

Please note Buckingham Capital Management does not render advice on tax matters to clients. This information is not intended as tax advice, and you should consult with your own advisors on such decision. This report may not contain all information necessary to make a tax decision, for example this report does not take into account adjustments due to wash sales.

Buckingham Capital Management  
**REALIZED GAINS AND LOSSES**  
*Leeds Family Foundation -- Retail*  
**038C92429**

*From 01-01-09 Through 12-31-09*

Open Date	Close Date	Quantity	Security	Cost Basis	Proceeds	Gain Or Loss	
						Short Term	Long Term
05-13-09	05-28-09	200	JO-ANN STORES INC COM STK	4,219.44	4,290.77	71.33	
05-12-09	05-28-09	100	JO-ANN STORES INC COM STK	2,103.21	2,145.38	42.17	
05-12-09	05-28-09	300	JO-ANN STORES INC COM STK	6,309.63	6,412.70	103.07	
05-12-09	05-28-09	100	JO-ANN STORES INC COM STK	2,103.10	2,137.56	34.46	
10-17-08	05-28-09	300	ELIS PERRY INTL INC COM STK	2,719.92	2,448.95	-270.97	
10-21-08	05-28-09	100	ELIS PERRY INTL INC COM STK	901.50	829.42	-72.08	
10-21-08	05-28-09	100	ELIS PERRY INTL INC COM STK	901.50	804.91	-96.59	
10-21-08	05-28-09	100	ELIS PERRY INTL INC COM STK	901.50	809.47	-92.03	
10-21-08	05-28-09	100	ELIS PERRY INTL INC COM STK	901.50	841.88	-59.62	
04-30-09	05-28-09	100	WARNACO GROUP INC COM STK	2,930.68	3,017.72	87.04	
05-01-09	05-28-09	100	WARNACO GROUP INC COM STK	2,895.79	3,017.72	121.93	
05-01-09	05-28-09	100	WARNACO GROUP INC COM STK	2,895.79	2,997.99	102.20	
05-19-09	05-29-09	-700	BURGER KING HOLDINGS INC COM	11,477.20	12,374.28	897.08	
05-19-09	05-29-09	-700	BURGER KING HOLDINGS INC COM	11,399.36	12,400.46	1,001.10	
03-27-09	05-29-09	-100	CHIHOTT MEXICAN GRILL INC COM	7,894.46	6,881.00	-1,013.46	
03-30-09	05-29-09	-200	CINTAS CORP COM STK	4,665.62	4,863.37	197.75	
05-22-09	05-29-09	-300	HOMI DE-POF INC COM STK	6,866.07	6,898.02	31.95	
05-27-09	05-29-09	-100	HOMI DE-POF INC COM STK	2,288.69	2,337.73	49.04	
05-21-09	05-29-09	-300	HOMI DE-POF INC COM STK	6,866.07	7,018.41	152.34	
01-30-09	05-29-09	-200	HOT TOPIC INC COM STK	1,427.16	1,707.81	280.65	
04-01-09	05-29-09	100	BEBE STORES INC COM STK	681.24	796.99	115.75	
04-01-09	05-29-09	100	BEBE STORES INC COM STK	669.00	796.99	127.99	
03-31-09	05-29-09	200	BEBE STORES INC COM STK	1,329.42	1,593.98	264.56	
03-30-09	05-29-09	600	BEBE STORES INC COM STK	3,968.52	4,781.93	813.41	

Please note Buckingham Capital Management does not render advice on tax matters to clients. This information is not intended as tax advice, and you should consult with your own advisors on such decision. This report may not contain all information necessary to make a tax decision, for example this report does not take into account adjustments due to wash sales.

Buckingham Capital Management  
**REALIZED GAINS AND LOSSES**  
*Leeds Family Foundation – Retail*  
**038C92429**  
*From 01-01-09 Through 12-31-09*

Open Date	Close Date	Quantity	Security	Cost Basis	Proceeds	Gain Or Loss	
						Short Term	Long Term
04-28-09	05-29-09	100	BIG LOIS INC STK	2,689 55	2,219 90	-469 65	
04-09-09	05-29-09	100	GLNI SCO INC STK	2 130 42	2,505 30	374 88	
05-12-09	05-29-09	200	JO-ANN STORES INC COM STK	4,206 20	4,298 51	92 31	
05-11-09	05-29-09	400	JO-ANN STORES INC COM STK	8,332 96	8,597 02	264 06	
05-15-09	05-29-09	100	JO-ANN STORES INC COM STK	2 069 14	2,149 25	80 11	
05-15-09	05-29-09	100	JO-ANN STORES INC COM STK	2,069 14	2,147 44	78 30	
05-14-09	05-29-09	100	JO-ANN STORES INC COM STK	2 050 95	2,147 89	96 94	
05-14-09	05-29-09	300	JO-ANN STORES INC COM STK	6,149 01	6,443 68	294 67	
10-21-08	05-29-09	100	ELIIS PFERRY INTL INC COM STK	901 50	837 10	-64 40	
10-21-08	05-29-09	300	ELIIS PFERRY INTL INC COM STK	2,704 50	2,509 31	-195 19	
05-21-09	06-01-09	-200	HOME DEPOT INC COM STK	4 744 36	4,678 94	-65 42	
05-04-09	06-01-09	200	IMAX CORP CAD COM (USD)	1 414 40	1,542 40	128 00	
05-12-09	06-01-09	100	IMAX CORP CAD COM (USD)	706 19	771 20	65 01	
05-12-09	06-01-09	1 400	LAS VEGAS SANDS CORP COM STK	14 383 32	14,521 82	138 50	
05-29-09	06-01-09	300	LAS VEGAS SANDS CORP COM STK	3,007 83	3,111 82	103 99	
05-28-09	06-01-09	600	LAS VEGAS SANDS CORP COM STK	5 847 96	6,223 64	375 68	
05-28-09	06-01-09	400	LAS VEGAS SANDS CORP COM STK	3,851 08	4,149 09	298 01	
05-28-09	06-01-09	300	LAS VEGAS SANDS CORP COM STK	2,888 31	3,193 72	305 41	
05-13-09	06-01-09	100	LAS VEGAS SANDS CORP COM STK	946 15	1,064 57	118 42	
10-21-08	06-01-09	200	ELIIS PFERRY INTL INC COM STK	1,803 00	1,740 59	-62 41	
10-16-08	06-01-09	100	ELIIS PFERRY INTL INC COM STK	899 68	870 30	-29 38	
10-23-08	06-01-09	200	ELIIS PFERRY INTL INC COM STK	1 711 84	1,720 57	8 73	
10-22-08	06-01-09	100	ELIIS PFERRY INTL INC COM STK	852 04	883 61	31 57	
05-19-09	06-02-09	-200	BURGER KING HOLDINGS INC COM	3,277 00	3,542 99	265 99	

Please note Buckingham Capital Management does not render advice on tax matters to clients. This information is not intended as tax advice, and you should consult with your own advisors on such decision. This report may not contain all information necessary to make a tax decision, for example this report does not take into account adjustments due to wash sales.



Buckingham Capital Management  
**REALIZED GAINS AND LOSSES**  
*Leeds Family Foundation -- Retail*  
**038C92429**

*From 01-01-09 Through 12-31-09*

Open Date	Close Date	Quantity	Security	Cost Basis	Proceeds	Gain Or Loss	
						Short Term	Long Term
07-15-08	06-02-09	-100	P F CHANG'S CHINA BISTRO INC COM STK	3,276.88	2,176.46	-1,100.42	
07-11-08	06-02-09	-100	P F CHANG'S CHINA BISTRO INC COM STK	3,276.88	2,225.21	-1,051.67	
12-03-08	06-02-09	100	AARON'S INC COM STK	2,415.00	3,310.26	895.26	
05-29-09	06-02-09	100	AIROPOSTAL COM STK	3,425.79	3,555.18	129.39	
04-29-09	06-02-09	100	BIG LOIS INC COM STK	2,676.64	2,385.31	-291.33	
02-23-09	06-02-09	300	COACH INC COM STK	1,144.62	8,333.18	4,188.56	
05-12-09	06-02-09	200	IMAX CORP CAD COM (USD)	1,412.38	1,434.18	21.80	
05-05-09	06-02-09	200	IMAX CORP CAD COM (USD)	1,411.20	1,434.18	22.98	
11-24-08	06-02-09	100	JONES APPARTI GROUP INC COM STK	351.16	971.31	620.15	
05-13-09	06-02-09	300	EAS VEGAS SANDS CORP COM STK	2,838.45	3,073.42	234.97	
05-13-09	06-02-09	300	EAS VEGAS SANDS CORP COM STK	2,838.45	3,136.26	297.81	
10-23-08	06-02-09	100	ELIS PERRY INTL INC COM STK	849.90	886.68	36.78	
10-23-08	06-02-09	100	ELIS PERRY INTL INC COM STK	849.90	878.34	28.44	
10-28-08	06-02-09	100	ELIS PERRY INTL INC COM STK	842.75	878.33	35.58	
10-28-08	06-02-09	200	ELIS PERRY INTL INC COM STK	1,685.50	1,739.95	54.45	
11-04-08	06-02-09	100	ELIS PERRY INTL INC COM STK	838.22	873.48	35.26	
10-27-08	06-02-09	100	ELIS PERRY INTL INC COM STK	837.30	873.47	36.17	
11-06-08	06-02-09	100	ELIS PERRY INTL INC COM STK	701.66	884.51	182.85	
02-19-09	06-02-09	100	ELIS PERRY INTL INC COM STK	524.16	884.50	360.34	
05-18-09	06-02-09	100	COLLECTIVE BRANDS INC COM STK	1,468.00	1,619.22	151.22	
04-29-09	06-02-09	100	COLLECTIVE BRANDS INC COM STK	1,360.54	1,619.22	258.68	
03-20-09	06-02-09	100	COLLECTIVE BRANDS INC COM STK	867.00	1,619.21	752.21	
05-19-09	06-03-09	-300	BURGER KING HOLDINGS INC COM	4,970.67	5,314.48	343.81	
07-16-08	06-03-09	-100	P F CHANG'S CHINA BISTRO INC COM STK	3,363.30	2,361.97	-1,001.33	

Please note: Buckingham Capital Management does not render advice on tax matters to clients. This information is not intended as tax advice, and you should consult with your own advisors on such decision. This report may not contain all information necessary to make a tax decision, for example this report does not take into account adjustments due to wash sales.

Buckingham Capital Management  
**REALIZED GAINS AND LOSSES**  
*Leeds Family Foundation -- Retail*  
**038C92429**

*From 01-01-09 Through 12-31-09*

Open Date	Close Date	Quantity	Security	Cost Basis	Proceeds	Gain Or Loss	
						Short Term	Long Term
03-20-09	06-03-09	-100	P F CHANG'S CHINA BISTRO INC COM STK	3,363 30	2,375 12	-988 18	
09-17-08	06-03-09	-100	P F CHANG'S CHINA BISTRO INC COM STK	3,363 30	2,431 94	-931 36	
09-22-08	06-03-09	-100	P F CHANG'S CHINA BISTRO INC COM STK	3,363 30	2,492 81	-870 49	
05-13-09	06-03-09	200	LAS VEGAS SANDS CORP COM STK	1,892 30	1,914 15	21 85	
02-19-09	06-03-09	200	ELLIS PERRY INTL INC COM STK	1 048 32	1,678 65	630 33	
03-20-09	06-03-09	600	COLLECTIVE BRANDS INC COM STK	5,202 00	9,372 53	4,170 53	
03-12-09	06-03-09	100	COLLECTIVE BRANDS INC COM STK	838 68	1,562 09	723 41	
06-01-09	06-03-09	200	WARNACO GROUP INC COM STK	6 644 80	6,674 17	29 37	
05-29-09	06-03-09	200	WARNACO GROUP INC COM STK	6 234 16	6,674 16	440 00	
05-19-09	06-04-09	-300	BURGER KING HOLDINGS INC COM	5 009 31	5 314 48	305 17	
03-27-09	06-04-09	-100	CHIPOTLE MEXICAN GRILL INC COM	8 906 18	6,940 69	-1,965 49	
02-04-09	06-04-09	-100	GREEN MOUNTAIN COFFEE ROASTERS COM STK	8 899 38	4,089 25	-4 810 14	
03-20-09	06-04-09	-100	GREEN MOUNTAIN COFFEE ROASTERS COM STK	8,899 38	4,634 51	-4,264 87	
07-23-08	06-04-09	-300	P F CHANG'S CHINA BISTRO INC COM STK	10,008 09	7,644 61	-2,363 48	
06-01-09	06-04-09	300	ABERCROMBIE & FITCH CO CL A COM STK	9 530 25	8 513 06	-1,017 19	
06-03-09	06-04-09	700	ABERCROMBIE & FITCH CO CL A COM STK	22,124 06	19,863 81	-2,260 25	
05-29-09	06-04-09	100	ABERCROMBIE & FITCH CO CL A COM STK	3,011 14	2,837 69	-173 45	
05-15-09	06-04-09	500	ABERCROMBIE & FITCH CO CL A COM STK	13,193 85	14,188 43	994 58	
04-29-09	06-04-09	100	JOS A BANK CLOTHIERS INC COM STK	4 233 54	3,939 32	-294 22	
05-13-09	06-04-09	100	LAS VEGAS SANDS CORP COM STK	946 15	954 83	8 68	
05-14-09	06-04-09	600	LAS VEGAS SANDS CORP COM STK	5 098 56	5,729 01	630 45	
03-19-09	06-04-09	200	LAS VEGAS SANDS CORP COM STK	508 96	1,999 70	1,490 74	
05-19-09	06-05-09	-500	BURGER KING HOLDINGS INC COM	8 377 30	8,857 47	480 17	

Please note Buckingham Capital Management does not render advice on tax matters to clients. This information is not intended as tax advice, and you should consult with your own advisors on such decision. This report may not contain all information necessary to make a tax decision, for example this report does not take into account adjustments due to wash sales.

Buckingham Capital Management  
**REALIZED GAINS AND LOSSES**  
*Leeds Family Foundation -- Retail*  
**038C92429**  
*From 01-01-09 Through 12-31-09*

Open Date	Close Date	Quantity	Security	Cost Basis	Proceeds	Gain Or Loss	
						Short Term	Long Term
05-19-09	06-05-09	-300	BURGER KING HOLDINGS INC COM	5,026.38	5,322.85	296.47	
08-21-08	06-05-09	-300	CHIPOTLE MEXICAN GRILL INC COM	26,034.30	20,915.58	-5,118.72	
04-02-09	06-05-09	-100	CHIPOTLE MEXICAN GRILL INC COM	8,678.10	7,026.11	-1,651.99	
08-05-08	06-05-09	-100	CHIPOTLE MEXICAN GRILL INC COM	8,678.10	7,146.38	-1,531.72	
07-24-08	06-05-09	-200	P F CHANG'S CHINA BISTRO INC COM STK	6,784.60	5,136.01	-1,648.59	
09-08-08	06-05-09	-100	P F CHANG'S CHINA BISTRO INC COM STK	3,392.30	2,653.27	-739.03	
12-03-08	06-05-09	100	AARON'S INC COM STK	2,415.00	3,307.32	892.32	
12-12-08	06-05-09	100	AARON'S INC COM STK	2,375.28	3,307.32	932.04	
05-05-09	06-05-09	100	IMAX CORP CAD COM (USD)	705.60	748.15	42.55	
02-19-09	06-05-09	100	ELLS PERRY INTL INC COM STK	524.16	868.57	344.41	
09-26-08	06-05-09	200	SKI CHERS U S A INC CL A COM STK	3,289.00	1,961.54	-1,327.46	
09-26-08	06-05-09	100	SKI CHERS U S A INC CL A COM STK	1,644.50	980.88	-663.62	
08-06-08	06-08-09	-100	CHIPOTLE MEXICAN GRILL INC COM	8,337.03	7,222.23	-1,114.81	
07-22-08	06-08-09	-200	WHOLE FOODS MKT INC COM STK	4,209.04	4,368.27	159.23	
07-17-08	06-08-09	-200	WHOLE FOODS MKT INC COM STK	4,209.04	4,391.97	182.93	
07-07-08	06-08-09	-100	WHOLE FOODS MKT INC COM STK	2,104.52	2,201.72	97.20	
03-16-09	06-08-09	200	GAP INC COM STK	2,413.00	3,279.33	866.33	
05-20-09	06-08-09	200	HANI SBRANDS	3,360.34	3,506.71	146.37	
05-19-09	06-08-09	300	HANI SBRANDS	4,838.79	5,260.06	421.27	
06-04-09	06-08-09	1,400	MCDONALD'S COM	84,483.84	81,727.79	-2,756.05	
06-05-09	06-08-09	200	MCDONALD'S COM	12,016.10	11,675.40	-340.70	
06-05-09	06-08-09	500	MCDONALD'S COM	30,040.25	29,192.89	-847.36	
02-18-09	06-08-09	100	ELLS PERRY INTL INC COM STK	514.70	895.73	381.03	
05-01-09	06-08-09	100	WARNACO GROUP INC COM STK	2,895.79	3,497.86	602.07	
05-07-09	06-08-09	100	WARNACO GROUP INC COM STK	2,824.05	3,497.87	673.82	
07-10-08	06-09-09	-800	WHOLE FOODS MKT INC COM STK	17,234.16	17,620.22	386.06	
05-14-09	06-09-09	200	DINEQUITY INC COM STK	5,396.00	6,566.39	1,170.39	
05-19-09	06-09-09	400	HANI SBRANDS	6,451.72	6,990.29	538.57	

Please note: Buckingham Capital Management does not render advice on tax matters to clients. This information is not intended as tax advice, and you should consult with your own advisors on such decision. This report may not contain all information necessary to make a tax decision, for example this report does not take into account adjustments due to wash sales.

Buckingham Capital Management  
**REALIZED GAINS AND LOSSES**  
*Leeds Family Foundation -- Retail*  
**038C92429**  
*From 01-01-09 Through 12-31-09*

Open Date	Close Date	Quantity	Security	Cost Basis	Proceeds	Gain Or Loss	
						Short Term	Long Term
09-26-08	06-09-09	300	SKETCHERS U S A INC CL A COM STK	4,933 50	2,848 36	-2,085 14	
03-13-09	06-10-09	-1	CALL- PVH 100 @ 20 EXP 06/20/2009 PHILLIP	102 26	102 26	0 00	
03-05-09	06-10-09	-200	AUTOLIV INC COM STK	6,317 94	2,584 81	-3,733 14	
02-24-09	06-10-09	-300	AUTOLIV INC COM STK	9,476 91	4,657 02	-4,819 89	
02-18-09	06-10-09	-100	AUTOLIV INC COM STK	3,158 97	1,764 90	-1,394 07	
02-03-09	06-10-09	-300	AUTOLIV INC COM STK	9,476 91	5,349 20	-4,127 71	
02-19-09	06-10-09	-100	AUTOLIV INC COM STK	3,158 97	1,783 96	-1,375 01	
02-03-09	06-10-09	-100	AUTONATION INC COM STK	1,855 72	946 99	-908 73	
02-03-09	06-10-09	-200	AUTONATION INC COM STK	3,711 44	1,895 61	-1,815 83	
02-03-09	06-10-09	-300	AUTONATION INC COM STK	5,440 38	2,843 41	-2,596 97	
02-20-09	06-10-09	-100	BORGWARNER INC COM STK	3,582 61	1,786 18	-1,796 43	
01-29-09	06-10-09	-300	BORGWARNER INC COM STK	10,747 83	5,382 08	-5,365 75	
01-28-09	06-10-09	-200	BORGWARNER INC COM STK	7,165 22	3,749 10	-3,416 12	
01-28-09	06-10-09	-400	BORGWARNER INC COM STK	14,147 40	7,498 19	-6,649 21	
02-19-09	06-10-09	-100	BORGWARNER INC COM STK	3,536 85	1,886 98	-1,649 87	
02-19-09	06-10-09	-200	BORGWARNER INC COM STK	7,073 70	3,783 97	-3,289 73	
02-18-09	06-10-09	-100	BORGWARNER INC COM STK	3,536 85	1,970 57	-1,566 28	
03-06-09	06-10-09	-300	GENTEX CORP COM	4,090 32	2,187 13	-1,903 19	
03-10-09	06-10-09	-100	GENTEX CORP COM	1,363 44	778 22	-585 22	
03-30-09	06-10-09	-200	GENTEX CORP COM	2,726 88	1,917 57	-809 31	
03-30-09	06-10-09	-400	GENTEX CORP COM	5,419 28	3,835 14	-1,584 14	
03-30-09	06-10-09	-100	GENTEX CORP COM	1,373 00	958 78	-414 22	
07-30-08	06-10-09	-200	WHOLE FOODS MKT INC COM STK	4,161 86	4,463 97	302 11	
04-17-09	06-10-09	400	AMERICAN FLAG OUTLETTERS INC COM STK	6,073 08	5,800 93	-272 15	
04-17-09	06-10-09	200	AMERICAN FLAG OUTLETTERS INC COM STK	3,020 14	2,900 46	-119 68	

Please note Buckingham Capital Management does not render advice on tax matters to clients. This information is not intended as tax advice, and you should consult with your own advisors on such decision. This report may not contain all information necessary to make a tax decision, for example this report does not take into account adjustments due to wash sales.

Buckingham Capital Management  
**REALIZED GAINS AND LOSSES**  
*Leeds Family Foundation -- Retail*  
**038C92429**  
*From 01-01-09 Through 12-31-09*

Open Date	Close Date	Quantity	Security	Cost Basis	Proceeds	Gain Or Loss	
						Short Term	Long Term
05-04-09	06-10-09	100	AMERICAN EAGLE OUTFITTERS INC COM STK	1,495.44	1,450.23	-45.21	
05-04-09	06-10-09	600	AMERICAN EAGLE OUTFITTERS INC COM STK	8,972.64	8,721.25	-251.39	
05-12-09	06-10-09	100	AMERICAN EAGLE OUTFITTERS INC COM STK	1,475.13	1,453.54	-21.59	
05-14-09	06-10-09	100	DINE EQUITY INC COM STK	2,698.00	3,282.89	584.89	
05-19-09	06-10-09	200	HANI SBRANDS	3,225.86	3,514.08	288.22	
05-01-09	06-10-09	400	IMAX CORP CAD COM (USD)	2,732.76	2,862.12	129.36	
02-18-09	06-10-09	100	LESLIE PERRY INTL INC COM STK	514.70	963.63	448.93	
03-13-08	06-10-09	100	PHILIPS-VAN HEUSEN CORP COM STK	3,307.50	2,100.20		-1,207.30
05-05-09	06-10-09	200	TARGET CORP COM STK	8,246.86	7,995.57	-251.29	
03-03-09	06-11-09	-2	CALL- QUK 100 @ 50 EXP 06/20/2009	4,461.72	653.99	-3,807.73	
03-10-09	06-11-09	-2	CALL- QUK 100 @ 50 EXP 06/20/2009	4,461.72	743.99	-3,717.73	
02-19-09	06-11-09	-300	AUTO LIV INC COM STK	9,142.68	5,351.87	-3,790.81	
02-03-09	06-11-09	-400	AUTONATION INC COM STK	7,256.60	3,791.22	-3,465.38	
02-18-09	06-11-09	-111	BORGWARNER INC COM STK	3,954.77	2,187.34	-1,767.43	
03-19-09	06-11-09	-189	BORGWARNER INC COM STK	6,733.81	3,762.28	-2,971.53	
08-06-08	06-11-09	-100	CHIPPOTLE MEXICAN GRILL INC COM	8,122.73	7,222.23	-900.51	
03-05-09	06-11-09	-300	DAIMLERCHRYSLER AG COM	11,794.74	6,802.37	-4,992.37	
05-12-09	06-11-09	100	AMERICAN EAGLE OUTFITTERS INC COM STK	1,475.13	1,455.12	-20.01	
10-28-08	06-11-09	100	DECKERS OUTDOOR CORP COM STK	7,088.73	7,196.81	108.08	
04-17-09	06-11-09	100	DECKERS OUTDOOR CORP COM STK	6,581.45	7,196.81	615.36	
04-23-09	06-11-09	200	DECKERS OUTDOOR CORP COM STK	12,666.64	14,393.63	1,726.99	
05-01-09	06-11-09	200	IMAX CORP CAD COM (USD)	1,366.38	1,384.66	18.28	
05-07-09	06-11-09	200	IMAX CORP CAD COM (USD)	1,357.16	1,384.67	27.51	

Please note: Buckingham Capital Management does not render advice on tax matters to clients. This information is not intended as tax advice, and you should consult with your own advisors on such decision. This report may not contain all information necessary to make a tax decision, for example this report does not take into account adjustments due to wash sales.

Buckingham Capital Management  
**REALIZED GAINS AND LOSSES**  
*Leeds Family Foundation -- Retail*  
**038C92429**  
*From 01-01-09 Through 12-31-09*

Open Date	Close Date	Quantity	Security	Cost Basis	Proceeds	Gain Or Loss	
						Short Term	Long Term
05-01-09	06-11-09	100	IMAX CORP CAD COM (USD)	677 50	692 33	14 83	
09-26-08	06-11-09	300	SKECHERS U S A INC CL A COM STK	4,933 50	2,875 75	-2,057 75	
05-05-09	06-11-09	100	TARGET CORP COM STK	4,123 43	3 967 41	-156 02	
04-29-09	06-12-09	300	HANESBRANDS	4,466 79	5,172 59	705 80	
05-14-09	06-12-09	300	HANESBRANDS	4,290 18	5,172 58	882 40	
04-23-09	06-12-09	100	HANESBRANDS	1 383 25	1,743 95	360 70	
05-01-09	06-12-09	300	IMAX CORP CAD COM (USD)	2,032 50	2 085 90	53 40	
05-08-09	06-15-09	-700	BEST BUY INC COM STK	26 626 04	26,118 77	-507 27	
05-08-09	06-15-09	-100	BEST BUY INC COM STK	3 873 18	3,746 55	-126 63	
05-12-09	06-15-09	100	AMERICAN EAGLE OUTFITTERS INC COM STK	1 475 13	1 395 17	-79 96	
04-29-09	06-15-09	100	AMERICAN EAGLE OUTFITTERS INC COM STK	1 470 42	1,395 17	-75 25	
05-01-09	06-15-09	200	AMERICAN EAGLE OUTFITTERS INC COM STK	2,933 42	2 790 35	-143 07	
06-04-09	06-15-09	100	DECKERS OUTDOOR CORP COM STK	6 258 69	6,844 97	586 28	
05-08-09	06-15-09	400	DOLLAR TREE INC COM STK	17 080 04	16,915 32	-164 72	
03-03-09	06-16-09	-9	CALI - FUA 100 @ 15 EXP 06/20/2009	7 404 48	649 52	-6,754 96	
03-13-09	06-16-09	-5	CALI - PVH 100 @ 20 EXP 06/20/2009 PHILLIP	5,548 70	511 29	-5 037 41	
02-05-09	06-16-09	-9	CALI - PVH 100 @ 25 EXP 06/20/2009 PHILLIP	4,527 54	1,099 07	-3,428 47	
03-12-09	06-16-09	-13	CALI - PVH 100 @ 17 1 2 EXP 06/20/2009 PHILLIP	17 325 23	1,656 06	-15,669 17	
03-12-09	06-16-09	-7	CALI - QUK 100 @ 50 EXP 06/20/2009	13,140 47	2 922 76	-10,217 71	
03-11-09	06-16-09	-1	CALI - QUK 100 @ 50 EXP 06/20/2009	1,877 21	441 99	-1,435 22	
05-01-09	06-16-09	200	AMERICAN EAGLE OUTFITTERS INC COM STK	2,933 42	2,728 93	-204 49	
05-01-09	06-16-09	1 400	AMERICAN EAGLE OUTFITTERS INC COM STK	20,328 42	19,102 51	-1,225 91	
05-01-09	06-16-09	300	AMERICAN EAGLE OUTFITTERS INC COM STK	4 345 65	4,093 39	-252 26	

Please note Buckingham Capital Management does not render advice on tax matters to clients. This information is not intended as tax advice, and you should consult with your own advisors on such decision. This report may not contain all information necessary to make a tax decision, for example this report does not take into account adjustments due to wash sales.

Buckingham Capital Management  
**REALIZED GAINS AND LOSSES**  
*Leeds Family Foundation -- Retail*  
**038C92429**  
*From 01-01-09 Through 12-31-09*

Open Date	Close Date	Quantity	Security	Cost Basis	Proceeds	Gain Or Loss	
						Short Term	Long Term
05-07-09	06-16-09	1,300	AMERICAN EAGLE OUTFITTERS INC COM STK	18,700.24	17,738.04	-962.20	
05-19-09	06-16-09	100	AMERICAN EAGLE OUTFITTERS INC COM STK	1,423.88	1,364.47	-59.41	
05-13-09	06-16-09	100	AMERICAN EAGLE OUTFITTERS INC COM STK	1,405.79	1,364.46	-41.33	
04-17-09	06-16-09	100	AMERICAN APPAREL INCORP COM STK	434.66	362.34	-72.32	
04-17-09	06-16-09	100	AMERICAN APPAREL INCORP COM STK	434.66	353.51	-81.15	
02-23-09	06-16-09	100	COACH INC COM STK	1,381.54	2,644.51	1,262.97	
06-02-09	06-16-09	100	DECKERS OUTDOOR CORP COM STK	6,223.57	6,871.03	647.46	
01-28-09	06-16-09	100	DECKERS OUTDOOR CORP COM STK	5,888.66	6,871.03	982.37	
05-29-09	06-16-09	100	DECKERS OUTDOOR CORP COM STK	5,797.05	6,871.03	1,073.98	
02-09-09	06-16-09	100	DECKERS OUTDOOR CORP COM STK	5,740.33	6,871.03	1,130.70	
04-02-09	06-16-09	200	DECKERS OUTDOOR CORP COM STK	11,404.44	13,742.07	2,337.63	
01-26-09	06-16-09	100	DECKERS OUTDOOR CORP COM STK	5,682.14	6,871.04	1,188.90	
02-09-09	06-16-09	100	DECKERS OUTDOOR CORP COM STK	5,667.24	6,871.03	1,203.79	
05-08-09	06-16-09	700	DOLLAR TREE INC COM STK	29,890.07	29,287.53	-602.54	
05-12-09	06-16-09	100	DOLLAR TREE INC COM STK	4,253.39	4,183.93	-69.46	
05-18-09	06-16-09	100	DOLLAR TREE INC COM STK	4,143.58	4,183.93	40.35	
06-10-09	06-16-09	100	FOSSIL INC COM STK	2,431.87	2,245.51	-186.36	
06-09-09	06-16-09	200	FOSSIL INC COM STK	4,812.26	4,491.02	-321.24	
04-23-09	06-16-09	200	HANES BRANDS	2,766.50	3,303.63	537.13	
05-01-09	06-16-09	100	IMAX CORP CAD COM (USD)	672.98	718.82	45.84	
04-30-09	06-16-09	100	IMAX CORP CAD COM (USD)	663.35	718.82	55.47	
11-24-08	06-16-09	100	JONES APPAREL GROUP INC COM STK	351.16	1,121.18	770.02	
11-24-08	06-16-09	200	JONES APPAREL GROUP INC COM STK	702.32	2,201.94	1,499.62	

Please note: Buckingham Capital Management does not render advice on tax matters to clients. This information is not intended as tax advice, and you should consult with your own advisors on such decision. This report may not contain all information necessary to make a tax decision, for example this report does not take into account adjustments due to wash sales.

Buckingham Capital Management  
**REALIZED GAINS AND LOSSES**  
*Leeds Family Foundation -- Retail*  
**038C92429**  
*From 01-01-09 Through 12-31-09*

Open Date	Close Date	Quantity	Security	Cost Basis	Proceeds	Gain Or Loss	
						Short Term	Long Term
02-18-09	06-16-09	100	PHILIP PERRY INTL INC COM STK	514.70	864.60	349.90	
03-11-08	06-16-09	300	PHILIPS-VAN HEUSEN CORP COM STK	9,531.84	8,890.69		-641.15
10-13-08	06-16-09	100	PHILIPS-VAN HEUSEN CORP COM STK	3,209.41	2,963.56	-245.85	
10-17-08	06-16-09	300	PHILIPS-VAN HEUSEN CORP COM STK	8,651.22	8,890.69	239.47	
03-11-08	06-16-09	100	PHILIPS-VAN HEUSEN CORP COM STK	3,172.22	2,957.99		-214.23
03-12-08	06-16-09	100	PHILIPS-VAN HEUSEN CORP COM STK	3,281.76	2,957.99		-323.77
10-31-08	06-16-09	100	PHILIPS-VAN HEUSEN CORP COM STK	2,424.54	2,957.99	533.45	
05-07-09	06-16-09	100	WARNACO GROUP INC COM STK	2,824.05	3,328.90	504.85	
03-03-09	06-17-09	-4	CALL - FUA 100 @ 15 EXP 06/20/2009	2,812.00	288.68	-2,523.32	
02-05-09	06-17-09	-4	CALL - PVH 100 @ 25 EXP 06/20/2009 PHILIP	1,612.00	488.48	-1,123.52	
03-09-09	06-17-09	-6	CALL - URQ 100 @ 17 EXP 06/20/2009	2,147.34	605.99	-1,541.35	
04-17-09	06-17-09	100	AMERICAN APPAREL INC CORP COM STK	434.66	339.54	-95.12	
02-20-09	06-17-09	100	DECKERS OUTDOOR CORP COM STK	5,608.80	6,787.82	1,179.02	
06-09-09	06-17-09	100	FOSSIL INC COM STK	2,406.13	2,250.00	-156.13	
06-01-09	06-17-09	100	FOSSIL INC COM STK	2,315.40	2,250.00	-65.40	
06-01-09	06-17-09	100	FOSSIL INC COM STK	2,306.50	2,250.00	-56.50	
05-29-09	06-17-09	100	FOSSIL INC COM STK	2,222.23	2,197.94	-24.29	
05-22-09	06-17-09	100	FOSSIL INC COM STK	2,162.45	2,197.94	35.49	
05-21-09	06-17-09	100	FOSSIL INC COM STK	2,137.66	2,273.94	136.28	
04-13-07	06-17-09	100	GHI APPAREL GROUP LTD COM STK	1,900.00	1,099.39		-800.61
04-22-09	06-17-09	100	HANE BRANDS	1,365.68	1,565.04	199.36	
05-29-09	06-17-09	100	ICONIX BRAND GROUP INC	1,590.50	1,427.99	-162.51	
05-07-09	06-17-09	100	WARNACO GROUP INC COM STK	2,824.05	3,304.76	480.71	
04-27-09	06-18-09	2	CALL - QUK 100 @ 60 EXP 06/20/2009	1,516.00	833.97	-682.03	
03-04-09	06-18-09	500	COACH INC COM STK	6,722.40	12,624.77	5,902.37	

Please note: Buckingham Capital Management does not render advice on tax matters to clients. This information is not intended as tax advice, and you should consult with your own advisors on such decision. This report may not contain all information necessary to make a tax decision, for example this report does not take into account adjustments due to wash sales.



Buckingham Capital Management  
**REALIZED GAINS AND LOSSES**  
*Leeds Family Foundation – Retail*  
**038C92429**  
*From 01-01-09 Through 12-31-09*

Open Date	Close Date	Quantity	Security	Cost Basis	Proceeds	Gain Or Loss	
						Short Term	Long Term
03-02-09	06-18-09	200	COACH INC COM STK	2,688.38	5,049.91	2,361.53	
02-24-09	06-18-09	400	COACH INC COM STK	5,369.92	10,099.82	4,729.90	
02-24-09	06-18-09	200	COACH INC COM STK	2,684.96	5,040.11	2,355.15	
03-03-09	06-18-09	100	COACH INC COM STK	1,320.05	2,520.05	1,200.00	
04-21-09	06-19-09	-7	CALL- COH 100 @ 23 EXP 06/20/2009	2,172.80	657.98	-1,514.82	
04-02-09	06-19-09	-14	CALL- TUA 100 @ 20 EXP 06/20/2009	4,860.24	1,315.99	-3,544.25	
03-20-09	06-19-09	-13	CALL- PSS 100 @ 10 EXP 06/20/2009	5,298.54	1,091.99	-4,206.55	
04-17-09	06-19-09	-7	CALL- PVH 100 @ 30 EXP 06/20/2009 PHILIP	0.00	1,326.46	1,326.46	
02-26-09	06-19-09	-3	CALL- QUK 100 @ 65 EXP 06/20/2009	1,221.24	1,430.99	209.75	
02-20-09	06-19-09	-1	CALL- QUK 100 @ 75 EXP 06/20/2009	0.00	301.99	301.99	
04-17-09	06-19-09	-7	CALL- TUY 100 @ 30 EXP 06/20/2009	0.00	976.47	976.47	
12-24-08	06-19-09	-10	CALL- TUY 100 @ 35 EXP 06/20/2009	0.00	944.99	944.99	
03-10-09	06-19-09	-6	CALL- URQ 100 @ 20 EXP 06/20/2009	859.56	488.99	-370.57	
01-16-09	06-19-09	-13	CALL- URQ 100 @ 22 EXP 06/20/2009	0.00	1,455.99	1,455.99	
03-23-09	06-19-09	-7	CALL- WMI 100 @ 55 EXP 06/20/2009 WAL	0.00	903.06	903.06	
05-28-09	06-19-09	-7	CALL- WRC 100 @ 30 EXP 06/20/2009	2,016.00	923.97	-1,092.03	
01-23-09	06-19-09	-200	PPR EUR 4 ORDS (FRANSTING)	15,825.25	9,461.42	-6,363.83	
01-30-09	06-19-09	-134	PPR EUR 4 ORDS (FRANSTING)	10,602.92	6,804.70	-3,798.22	
01-30-09	06-19-09	-66	PPR EUR 4 ORDS (FRANSTING)	5,222.33	3,421.72	-1,800.61	
02-19-09	06-19-09	-100	PPR EUR 4 ORDS (FRANSTING)	7,912.62	5,440.28	-2,472.34	
04-02-09	06-19-09	-900	BFD BATH BEYOND INC COM STK	25,616.16	24,050.93	-1,565.24	
04-02-09	06-19-09	-100	BFD BATH BEYOND INC COM STK	2,841.66	2,672.33	-169.34	
04-03-09	06-19-09	-91	BFD BATH BEYOND INC COM STK	2,585.91	2,482.14	-103.77	
04-07-09	06-19-09	-300	BFD BATH BEYOND INC COM STK	8,524.98	8,718.56	193.58	

Please note Buckingham Capital Management does not render advice on tax matters to clients. This information is not intended as tax advice, and you should consult with your own advisors on such decision. This report may not contain all information necessary to make a tax decision, for example this report does not take into account adjustments due to wash sales.

Buckingham Capital Management  
**REALIZED GAINS AND LOSSES**  
*Leeds Family Foundation -- Retail*  
**038C92429**  
*From 01-01-09 Through 12-31-09*

Open Date	Close Date	Quantity	Security	Cost Basis	Proceeds	Gain Or Loss	
						Short Term	Long Term
03-25-08	06-19-09	-9	BED BATH BEYOND INC COM STK	255 75	283 44	27 69	
11-28-08	06-19-09	-100	FAMILY DOLLAR STORES INC COM STK	2,918 00	2,766 76	-151 24	
11-25-08	06-19-09	-300	FAMILY DOLLAR STORES INC COM STK	8 754 01	8 390 80	-363 21	
05-11-07	06-19-09	-100	FAMILY DOLLAR STORES INC COM STK	2,918 00	3,271 84	353 84	
06-05-07	06-19-09	-100	FAMILY DOLLAR STORES INC COM STK	2 918 01	3,298 27	380 26	
05-24-07	06-19-09	-100	FAMILY DOLLAR STORES INC COM STK	2,918 00	3,326 14	408 14	
12-12-08	06-19-09	-300	MOHAWK INDS INC COM STK	11,235 02	10,108 68	-1,126 34	
12-09-08	06-19-09	-400	MOHAWK INDS INC COM STK	14,980 03	14,491 43	-488 60	
05-13-09	06-19-09	300	AMERICAN EAGLE OUTLETTERS INC COM STK	4 217 37	4,176 97	-40 40	
05-14-09	06-19-09	100	AMERICAN EAGLE OUTLETTERS INC COM STK	1,405 11	1,392 33	-12 78	
04-16-09	06-19-09	100	AMERICAN EAGLE OUTLETTERS INC COM STK	1,401 64	1,392 32	-9 32	
04-24-09	06-19-09	100	CHICOS FAS INC COM STK	784 73	1,014 72	229 99	
02-10-09	06-19-09	100	DECKERS OUTDOOR CORP COM STK	5,604 62	6,890 82	1,286 20	
06-18-09	06-19-09	100	HANESBRANDS	1,572 17	1,629 66	57 49	
04-02-09	06-19-09	300	PHILLIPS-VAN HEUSEN CORP COM STK	7 211 40	8,538 59	1,327 19	
10-30-08	06-19-09	200	PHILLIPS-VAN HEUSEN CORP COM STK	4,470 20	5,692 39	1,222 19	
10-01-08	06-19-09	100	SKLCHERS U S A INC CL A COM STK	1 621 57	979 82	-641 75	
09-30-08	06-19-09	100	SKLCHERS U S A INC CL A COM STK	1,617 00	979 82	-637 18	
05-04-09	06-19-09	100	FIN COS INC NEW COM STK	2 906 92	3,084 70	177 78	
05-06-09	06-19-09	400	FIN COS INC NEW COM STK	11 609 84	12,338 80	728 96	
06-18-09	06-19-09	300	JAI BOIS INC COM STK	1 919 34	2,085 99	166 65	
06-18-09	06-19-09	100	JAI BOIS INC COM STK	617 12	695 33	78 21	
05-07-09	06-19-09	200	WARNACO GROUP INC COM STK	5,648 10	6,565 83	917 73	

Please note Buckingham Capital Management does not render advice on tax matters to clients. This information is not intended as tax advice, and you should consult with your own advisors on such decision. This report may not contain all information necessary to make a tax decision, for example this report does not take into account adjustments due to wash sales.

Buckingham Capital Management  
**REALIZED GAINS AND LOSSES**  
*Leeds Family Foundation -- Retail*  
**038C92429**  
*From 01-01-09 Through 12-31-09*

Open Date	Close Date	Quantity	Security	Cost Basis	Proceeds	Gain Or Loss	
						Short Term	Long Term
04-21-09	06-19-09	100	WARNAVO GROUP INC COM STK	2,820.76	3,282.92	462.16	
05-08-09	06-19-09	500	WARNAVO GROUP INC COM STK	14,062.55	16,414.57	2,352.02	
02-26-09	06-19-09	-13	PUJ - ALV 100 @ 12 1-2 FXP 06/20/2009	0.00	1,026.99	1,026.99	
01-23-09	06-19-09	-13	PUJ - BBY 100 @ 17 1-2 FXP 06/20/2009 BEST	0.00	1,491.61	1,491.61	
04-02-09	06-19-09	-7	PUJ - BJ 100 @ 30 EXP 06/20/2009	0.00	923.99	923.99	
03-11-09	06-19-09	-7	PUJ - CJY 100 @ 40 EXP 06/20/2009	0.00	2,218.98	2,218.98	
02-05-09	06-19-09	-7	PUJ - CUY 100 @ 40 FXP 06/20/2009	0.00	2,585.64	2,585.64	
03-05-09	06-19-09	-7	PUJ - CUY 100 @ 40 FXP 06/20/2009	0.00	2,644.16	2,644.16	
12-22-08	06-19-09	-5	PUJ - CUY 100 @ 40 FXP 06/20/2009	0.00	1,935.58	1,935.58	
04-27-09	06-19-09	7	PUJ - FDO 100 @ 30 FXP 06/20/2009 FAMILY	587.98	587.98	0.00	
04-27-09	06-19-09	-7	PUJ - FO 100 @ 30 FXP 06/20/2009	0.00	713.98	713.98	
04-27-09	06-19-09	-7	PUJ - MHK 100 @ 40 EXP 06/20/2009	1,798.95	1,798.95	0.00	
04-27-09	06-19-09	-7	PUJ - MHK 100 @ 35 EXP 06/20/2009	0.00	923.97	923.97	
04-27-09	06-19-09	-7	PUJ - IQQ 100 @ 30 EXP 06/20/2009	0.00	1,063.97	1,063.97	
04-03-09	06-22-09	100	MILCO PBI FININT MACAULTID MDR	456.09	505.94	49.85	
06-03-09	06-22-09	-300	MACYS INC COM STK	3,445.20	3,983.56	538.36	
06-03-09	06-22-09	-400	MACYS INC COM STK	4,593.60	5,368.18	774.58	
04-16-09	06-22-09	200	AMERICAN EAGLE OUTLETTERS INC COM STK	2,803.28	2,711.43	-91.85	
05-08-09	06-22-09	300	AMERICAN EAGLE OUTLETTERS INC COM STK	4,133.25	4,067.14	-66.11	
06-09-09	06-22-09	100	FINISH LINE INC CL A COM STK	729.50	730.08	0.58	
05-26-09	06-22-09	200	FINISH LINE INC CL A COM STK	1,384.50	1,460.16	75.66	
05-26-09	06-22-09	100	FINISH LINE INC CL A COM STK	692.25	753.65	61.40	
10-30-08	06-22-09	200	GSI COMM INC COM STK	1,868.44	2,743.92	875.48	

Please note: Buckingham Capital Management does not render advice on tax matters to clients. This information is not intended as tax advice and you should consult with your own advisors on such decision. This report may not contain all information necessary to make a tax decision, for example this report does not take into account adjustments due to wash sales.

Buckingham Capital Management  
**REALIZED GAINS AND LOSSES**  
*Leeds Family Foundation -- Retail*  
**038C92429**  
*From 01-01-09 Through 12-31-09*

Open Date	Close Date	Quantity	Security	Cost Basis	Proceeds	Gain Or Loss	
						Short Term	Long Term
01-13-09	06-22-09	100	GSI COMM INC COM STK	925 81	1,350 16	424 35	
12-09-08	06-22-09	200	GSI COMM INC COM STK	1,846 42	2,700 31	853 89	
10-30-08	06-22-09	100	GSI COMM INC COM STK	921 73	1,350 15	428 42	
04-30-09	06-22-09	200	IMAX CORP CAD COM (USD)	1,326 70	1,402 74	76 04	
04-24-09	06-22-09	200	IMAX CORP CAD COM (USD)	1 305 72	1,402 74	97 02	
11-24-08	06-22-09	300	IONIS APPAREL GROUP INC COM STK	1 053 48	3,092 92	2,039 44	
02-24-09	06-22-09	100	NIKE INC CL B COM STK	4 245 38	5,568 85	1,323 47	
03-10-09	06-22-09	100	NIKE INC CL B COM STK	4 057 17	5 568 85	1,511 68	
03-06-09	06-22-09	100	NIKE INC CL B COM STK	3,985 27	5,568 84	1,583 57	
03-06-09	06-22-09	200	NIKE INC CL B COM STK	7,937 82	11,137 69	3,199 87	
06-18-09	06-22-09	100	FALBOIS INC COM STK	617 12	675 13	58 01	
06-18-09	06-22-09	200	FALBOIS INC COM STK	1,208 40	1 350 26	141 86	
06-17-09	06-22-09	400	FALBOIS INC COM STK	2,105 72	2,700 53	594 81	
06-08-09	06-22-09	400	FALBOIS INC COM STK	1,986 28	2,424 01	437 73	
06-10-09	06-22-09	100	URBAN OUTFITTERS INC COM STK	2 238 37	2,068 76	-169 61	
06-05-09	06-22-09	200	URBAN OUTFITTERS INC COM STK	4,385 74	4,137 51	-248 23	
06-15-09	06-22-09	100	URBAN OUTFITTERS INC COM STK	2,120 79	2,068 76	-52 03	
05-20-09	06-22-09	200	URBAN OUTFITTERS INC COM STK	4,107 62	4,137 51	29 89	
05-08-09	06-22-09	100	WARNACO GROUP INC COM STK	2,812 51	3,199 68	387 17	
04-29-09	06-22-09	200	WARNACO GROUP INC COM STK	5,566 38	6,399 35	832 97	
05-14-09	06-22-09	300	WARNACO GROUP INC COM STK	8,349 33	9,599 03	1,249 70	
04-03-09	06-23-09	700	MFLCO PBL ENFM1 MACAU LTD ADR	3 192 63	3,262 75	70 12	
04-03-09	06-23-09	200	MFLCO PBL ENFM1 MACAU LTD ADR	912 18	931 35	19 17	
04-03-09	06-23-09	500	MFLCO PBL ENFM1 MACAU LTD ADR	2,252 50	2,328 39	75 89	
05-21-09	06-23-09	-200	COINSTAR INC COM STK	5 111 46	5,940 39	828 93	
06-22-09	06-23-09	-200	WYNN RESORTS LTD COM STK	6 745 26	7,048 24	302 98	

Please note Buckingham Capital Management does not render advice on tax matters to clients. This information is not intended as tax advice, and you should consult with your own advisors on such decision. This report may not contain all information necessary to make a tax decision, for example this report does not take into account adjustments due to wash sales.

Buckingham Capital Management  
**REALIZED GAINS AND LOSSES**  
*Leeds Family Foundation -- Retail*  
**038C92429**  
*From 01-01-09 Through 12-31-09*

Open Date	Close Date	Quantity	Security	Cost Basis	Proceeds	Gain Or Loss	
						Short Term	Long Term
05-26-09	06-23-09	200	JINSHI INF INC CL A COM STK	1,384.50	1,536.90	152.40	
06-09-09	06-23-09	100	GYMBORIE CORP COM STK	3,715.89	3,213.57	-502.32	
05-14-09	06-23-09	100	WARNACO GROUP INC COM STK	2,783.11	3,078.93	295.82	
03-25-08	06-24-09	-91	BED BATH BEYOND INC COM STK	2,570.06	2,865.89	295.83	
09-02-08	06-24-09	-100	BED BATH BEYOND INC COM STK	2,824.24	3,150.68	326.44	
03-19-08	06-24-09	-300	BED BATH BEYOND INC COM STK	8,472.72	9,457.90	985.18	
03-24-08	06-24-09	-200	BED BATH BEYOND INC COM STK	5,648.48	6,320.15	671.67	
05-21-08	06-24-09	-200	BED BATH BEYOND INC COM STK	5,648.48	6,349.16	700.68	
09-16-08	06-24-09	-9	BED BATH BEYOND INC COM STK	254.18	285.74	31.56	
09-16-08	06-24-09	-591	BED BATH BEYOND INC COM STK	16,749.06	18,763.91	2,014.85	
09-03-08	06-24-09	-100	BED BATH BEYOND INC COM STK	2,834.02	3,220.01	385.99	
04-28-08	06-24-09	-209	BED BATH BEYOND INC COM STK	5,923.10	6,885.57	962.47	
04-28-08	06-24-09	-100	BED BATH BEYOND INC COM STK	2,853.50	3,294.53	441.03	
04-28-08	06-24-09	-191	BED BATH BEYOND INC COM STK	5,433.40	6,292.55	859.15	
05-01-08	06-24-09	-209	BED BATH BEYOND INC COM STK	5,945.44	6,934.33	988.89	
06-22-09	06-24-09	-200	NIKE INC CL B COM STK	10,611.30	11,115.11	503.81	
04-29-09	06-24-09	100	WARNACO GROUP INC COM STK	2,781.22	3,132.48	351.26	
04-03-09	06-25-09	600	MFLCO PBL ENMT MACAU LTD ADR	2,703.00	2,710.30	7.30	
04-03-09	06-25-09	100	MFLCO PBL ENMT MACAU LTD ADR	449.50	451.72	2.22	
04-03-09	06-25-09	100	MFLCO PBL ENMT MACAU LTD ADR	449.50	456.91	7.41	
04-03-09	06-25-09	600	MFLCO PBL ENMT MACAU LTD ADR	2,661.12	2,741.44	80.32	
02-03-09	06-25-09	-300	AUTOLIV INC COM STK	8,478.51	5,355.98	-3,122.53	
02-05-09	06-25-09	-100	AUTOLIV INC COM STK	2,826.17	1,844.63	-981.54	
02-03-09	06-25-09	-200	AUTOLIV INC COM STK	5,652.34	3,691.25	-1,961.09	
02-03-09	06-25-09	-500	AUTOLIV INC COM STK	14,130.85	9,372.44	-4,758.41	

Please note: Buckingham Capital Management does not render advice on tax matters to clients. This information is not intended as tax advice, and you should consult with your own advisors on such decision. This report may not contain all information necessary to make a tax decision, for example this report does not take into account adjustments due to wash sales.

Buckingham Capital Management  
**REALIZED GAINS AND LOSSES**  
*Leeds Family Foundation -- Retail*  
**038C92429**  
*From 01-01-09 Through 12-31-09*

Open Date	Close Date	Quantity	Security	Cost Basis	Proceeds	Gain Or Loss	
						Short Term	Long Term
02-04-09	06-25-09	-100	AUTOLIV INC STK	2 826 17	1,879 29	-946 88	
02-10-09	06-25-09	-300	AUTOLIV INC STK	8,478 51	6,002 15	-2,476 36	
04-02-09	06-25-09	-200	AUTOLIV INC STK	5 652 34	4,335 79	-1,316 55	
02-03-09	06-25-09	-100	AUTONATION INC COM STK	1 692 35	947 80	-744 55	
02-20-09	06-25-09	-200	AUTONATION INC COM STK	3,384 70	1,936 80	-1,447 90	
02-04-09	06-25-09	-100	AUTONATION INC COM STK	1 692 35	979 73	-712 62	
02-10-09	06-25-09	-300	AUTONATION INC COM STK	5 077 05	3 283 06	-1,793 99	
03-30-09	06-25-09	-700	AUTONATION INC COM STK	11 846 45	9,482 35	-2,364 10	
03-19-09	06-25-09	-11	BORGWARNER INC COM STK	360 55	218 97	-141 58	
02-10-09	06-25-09	-200	BORGWARNER INC COM STK	6,555 48	4,007 95	-2,547 53	
03-30-09	06-25-09	-200	BORGWARNER INC COM STK	6,555 48	4,034 71	-2,520 77	
02-17-09	06-25-09	-500	BORGWARNER INC COM STK	16 388 70	10 123 79	-6 264 91	
02-17-09	06-25-09	-300	BORGWARNER INC COM STK	9,833 22	6,080 30	-3,752 92	
02-12-09	06-25-09	-300	BORGWARNER INC COM STK	9,833 22	6,140 84	-3,692 38	
02-13-09	06-25-09	-200	BORGWARNER INC COM STK	6,555 48	4,132 09	-2,423 39	
02-13-09	06-25-09	-100	BORGWARNER INC COM STK	3,277 74	2,141 72	-1,136 02	
04-02-09	06-25-09	-200	BORGWARNER INC COM STK	6,555 48	4 786 69	-1,768 79	
03-06-09	06-25-09	-300	CARLIER ED CORP COM STK	6,835 95	6,232 52	-603 43	
03-16-09	06-25-09	-200	CARLIER ED CORP COM STK	4,557 30	4 174 11	-383 19	
03-16-09	06-25-09	-100	CARLIER ED CORP COM STK	2 303 36	2,087 06	-216 30	
03-09-09	06-25-09	-100	CARLIER ED CORP COM STK	2 303 36	2,101 16	-202 20	
02-18-09	06-25-09	300	LETTIS PERRY INTL INC COM STK	1 544 10	2,215 41	671 31	
02-25-09	06-25-09	100	LETTIS PERRY INTL INC COM STK	513 56	776 97	263 41	
05-05-09	06-25-09	1,000	TARGET CORP STK	41 234 30	40,176 06	-1,058 24	

Please note Buckingham Capital Management does not render advice on tax matters to clients. This information is not intended as tax advice, and you should consult with your own advisors on such decision. This report may not contain all information necessary to make a tax decision, for example this report does not take into account adjustments due to wash sales.

Buckingham Capital Management  
**REALIZED GAINS AND LOSSES**  
*Leeds Family Foundation -- Retail*  
**038C92429**  
*From 01-01-09 Through 12-31-09*

Open Date	Close Date	Quantity	Security	Cost Basis	Proceeds	Gain Or Loss	
						Short Term	Long Term
05-06-09	06-25-09	400	TARGET CORP STK	16,493.32	16,070.43	-422.89	
05-06-09	06-25-09	300	TARGET CORP STK	12,369.99	12,088.10	-281.89	
06-15-09	06-25-09	400	TARGET CORP STK	15,973.80	16,117.46	143.66	
06-15-09	06-25-09	300	TARGET CORP STK	11,980.35	12,067.70	87.35	
05-29-09	06-25-09	400	TARGET CORP STK	15,769.96	16,090.26	320.30	
06-16-09	06-25-09	100	TARGET CORP STK	3,872.74	4,022.57	149.83	
05-26-09	06-26-09	-300	HASBRO INC STK	7,410.57	7,007.45	-403.12	
05-29-09	06-26-09	-300	HASBRO INC STK	7,410.57	7,370.93	-39.65	
05-29-09	06-26-09	-100	HASBRO INC STK	2,477.00	2,456.98	-20.03	
06-10-09	06-26-09	-100	HASBRO INC STK	2,477.00	2,613.34	136.34	
06-04-09	06-26-09	-100	IC PENNEY CO INC COM STK	2,821.35	2,886.95	65.60	
06-03-09	06-26-09	-800	IC PENNEY CO INC COM STK	22,570.80	24,050.18	1,479.38	
06-03-09	06-26-09	-100	IC PENNEY CO INC COM STK	2,811.00	3,006.27	195.27	
05-15-09	06-26-09	-400	NORDSTROM INC COM	7,901.56	8,837.29	935.73	
02-24-09	06-26-09	-500	MARVEL ENTMT INC COM STK	17,759.95	13,813.82	-3,946.13	
05-05-09	06-26-09	-100	MARVEL ENTMT INC COM STK	3,551.99	3,287.00	-264.99	
06-10-09	06-26-09	-100	MARVEL ENTMT INC COM STK	3,551.99	3,682.56	130.57	
06-16-09	06-26-09	-100	MADDEN STEVEN LTD COM STK	2,517.28	2,718.63	201.35	
06-15-09	06-26-09	-100	MADDEN STEVEN LTD COM STK	2,517.28	2,725.17	207.89	
06-11-09	06-26-09	-100	MADDEN STEVEN LTD COM STK	2,517.28	2,829.50	312.22	
04-24-09	06-26-09	500	CHICOS FAS INC STK	3,923.65	4,908.82	985.17	
04-27-09	06-26-09	100	CHICOS FAS INC STK	719.37	981.76	262.39	
04-28-09	06-26-09	100	CHICOS FAS INC STK	703.91	981.77	277.86	
04-21-09	06-26-09	700	CHICOS FAS INC STK	4,873.82	6,872.35	1,998.53	
04-03-09	06-26-09	400	CHICOS FAS INC STK	2,601.48	3,927.06	1,325.58	

Please note Buckingham Capital Management does not render advice on tax matters to clients. This information is not intended as tax advice, and you should consult with your own advisors on such decision. This report may not contain all information necessary to make a tax decision, for example this report does not take into account adjustments due to wash sales.

Buckingham Capital Management  
**REALIZED GAINS AND LOSSES**  
*Leeds Family Foundation -- Retail*  
**038C92429**  
*From 01-01-09 Through 12-31-09*

Open Date	Close Date	Quantity	Security	Cost Basis	Proceeds	Gain Or Loss	
						Short Term	Long Term
04-03-09	06-26-09	300	CHICOS FAS INC STK	1,951.11	2,868.70	917.59	
04-03-09	06-26-09	100	CHICOS FAS INC STK	650.37	951.29	300.92	
04-03-09	06-26-09	1,200	CHICOS FAS INC STK	7,759.20	11,415.42	3,656.22	
04-03-09	06-26-09	100	CHICOS FAS INC STK	646.60	932.09	285.49	
04-03-09	06-26-09	1,300	CHICOS FAS INC STK	8,378.37	12,117.12	3,738.75	
04-08-09	06-26-09	300	CHICOS FAS INC STK	1,906.77	2,796.26	889.49	
04-03-09	06-26-09	1,300	CHICOS FAS INC STK	8,248.50	12,117.11	3,868.61	
02-24-09	06-26-09	100	ELIIS PERRY INTL INC COM STK	504.96	759.70	254.74	
04-03-09	06-29-09	100	MELCO PBL ENTMT MACAU LTD ADR	443.52	446.18	2.66	
04-08-09	06-29-09	200	MELCO PBL ENTMT MACAU LTD ADR	854.98	892.35	37.37	
04-08-09	06-29-09	200	MELCO PBL ENTMT MACAU LTD ADR	854.00	892.36	38.36	
04-08-09	06-29-09	100	MELCO PBL ENTMT MACAU LTD ADR	425.63	446.18	20.55	
04-08-09	06-29-09	200	MELCO PBL ENTMT MACAU LTD ADR	851.00	892.35	41.35	
06-03-09	06-29-09	-400	JC PENNEY CO INC COM STK	11,696.72	12,025.09	328.37	
06-02-09	06-29-09	700	INTERNATIONAL GAME TECHNOLOGY COM	12,106.29	11,455.20	-651.09	
06-04-09	06-29-09	200	INTERNATIONAL GAME TECHNOLOGY COM	3,379.86	3,272.92	-106.94	
05-29-09	06-29-09	300	INTERNATIONAL GAME TECHNOLOGY COM	5,048.34	4,909.37	-138.97	
04-24-09	06-29-09	100	IMAX CORP CAD COM (USD)	652.86	837.66	184.80	
02-24-09	06-29-09	100	ELIIS PERRY INTL INC COM STK	504.96	731.70	226.74	
02-20-09	06-29-09	200	ELIIS PERRY INTL INC COM STK	980.94	1,463.40	482.46	
02-20-09	06-29-09	100	ELIIS PERRY INTL INC COM STK	490.47	733.48	243.01	
05-20-09	06-29-09	400	URBAN OUTFITTERS INC COM STK	8,215.24	8,423.30	208.06	
05-21-09	06-30-09	-300	COINSTAR INC STK	8,013.45	8,910.58	897.13	
12-08-08	06-30-09	-200	HOT TOPIC INC STK	1,499.34	1,709.29	209.95	

Please note: Buckingham Capital Management does not render advice on tax matters to clients. This information is not intended as tax advice, and you should consult with your own advisors on such decision. This report may not contain all information necessary to make a tax decision, for example this report does not take into account adjustments due to wash sales.



Buckingham Capital Management  
**REALIZED GAINS AND LOSSES**  
*Leeds Family Foundation -- Retail*  
**038C92429**  
*From 01-01-09 Through 12-31-09*

Open Date	Close Date	Quantity	Security	Cost Basis	Proceeds	Gain Or Loss	
						Short Term	Long Term
06-03-09	06-30-09	-400	JC PENNEY CO INC COM STK	11,484.40	12,025.09	540.69	
05-27-09	06-30-09	100	CHILDREN'S PLACE RETAIL STORES COM STK	3,682.93	2,638.34	-1,044.59	
05-26-09	06-30-09	100	CHILDREN'S PLACE RETAIL STORES COM STK	3,626.10	2,638.34	-987.76	
05-22-09	06-30-09	100	CHILDREN'S PLACE RETAIL STORES COM STK	3,375.38	2,638.34	-737.04	
06-09-09	06-30-09	100	CHILDREN'S PLACE RETAIL STORES COM STK	3,198.42	2,638.34	-560.08	
09-30-08	06-30-09	300	SKFCHERS U S A INC CL A COM STK	4,851.00	2,925.31	-1,925.69	
05-20-09	06-30-09	300	URBAN OUTFITTERS INC COM STK	6,161.43	6,225.86	64.43	
05-26-09	06-30-09	200	URBAN OUTFITTERS INC COM STK	4,077.78	4,150.57	72.79	
12-08-08	07-01-09	-400	HOT TOPIC INC COM STK	3,001.92	3,418.58	416.66	
04-20-09	07-01-09	-100	PEI CHANG'S CHINA BISTRO INC COM STK	3,312.15	2,676.87	-635.28	
05-13-09	07-01-09	-100	PEI CHANG'S CHINA BISTRO INC COM STK	3,312.15	2,762.08	-550.07	
05-15-09	07-01-09	-300	PEI CHANG'S CHINA BISTRO INC COM STK	9,936.45	8,808.07	-1,128.38	
05-08-09	07-01-09	-100	PEI CHANG'S CHINA BISTRO INC COM STK	3,334.47	3,026.59	-307.88	
06-16-09	07-01-09	-300	PEI CHANG'S CHINA BISTRO INC COM STK	10,003.41	9,304.89	-698.52	
06-16-09	07-01-09	-100	PEI CHANG'S CHINA BISTRO INC COM STK	3,340.06	3,101.63	-238.43	
06-16-09	07-01-09	-400	YUM BRANDS INC	14,034.08	13,493.13	-540.95	
06-16-09	07-01-09	-300	YUM BRANDS INC	10,518.51	10,119.85	-398.66	
06-10-09	07-01-09	100	GYMBORFE CORP COM STK	3,579.86	3,578.66	-1.20	
02-20-09	07-01-09	100	ELLS PERRY INTL INC COM STK	490.47	743.74	253.27	
11-20-08	07-01-09	100	ELLS PERRY INTL INC COM STK	478.72	745.45	266.73	
02-23-09	07-01-09	100	ELLS PERRY INTL INC COM STK	477.49	745.45	267.96	
06-04-09	07-01-09	100	CHILDREN'S PLACE RETAIL STORES COM STK	3,162.36	2,701.39	-460.97	
05-26-09	07-01-09	100	URBAN OUTFITTERS INC COM STK	2,038.89	2,102.49	63.60	

Please note Buckingham Capital Management does not render advice on tax matters to clients. This information is not intended as tax advice, and you should consult with your own advisors on such decision. This report may not contain all information necessary to make a tax decision, for example this report does not take into account adjustments due to wash sales.

Buckingham Capital Management  
**REALIZED GAINS AND LOSSES**  
*Leeds Family Foundation -- Retail*  
**038C92429**  
*From 01-01-09 Through 12-31-09*

Open Date	Close Date	Quantity	Security	Cost Basis	Proceeds	Gain Or Loss	
						Short Term	Long Term
05-20-09	07-01-09	100	URBAN OUTFITTERS INC COM STK	2,038.25	2,102.50	64.25	
05-27-09	07-01-09	100	URBAN OUTFITTERS INC COM STK	2,034.66	2,102.49	67.83	
06-11-09	07-02-09	100	GYMBORIE CORP COM STK	3,509.79	3,396.84	-112.95	
12-05-08	07-02-09	100	GYMBORIE CORP COM STK	2,578.16	3,396.84	818.68	
02-20-09	07-02-09	100	GYMBORIE CORP COM STK	2,552.39	3,396.84	844.45	
04-24-09	07-02-09	100	IMAX CORP CAD COM (USD)	645.60	809.08	163.48	
03-13-09	07-02-09	100	ELIS PERRY INTL INC COM STK	421.00	703.06	282.06	
06-04-09	07-02-09	100	CHILDRENS PLACE RETAIL STORES COM STK	3,162.36	2,596.61	-565.75	
05-29-09	07-02-09	100	URBAN OUTFITTERS INC COM STK	2,025.86	1,987.64	-38.22	
05-22-09	07-02-09	100	URBAN OUTFITTERS INC COM STK	1,979.41	1,987.64	8.23	
05-28-09	07-02-09	100	URBAN OUTFITTERS INC COM STK	1,976.38	1,987.64	11.26	
05-19-09	07-02-09	600	URBAN OUTFITTERS INC COM STK	11,847.30	11,925.82	78.52	
12-10-08	07-06-09	-100	MOHAWK INDS INC COM STK	3,339.51	3,707.58	368.07	
07-02-09	07-06-09	-100	TIM HORTONS INC COM STK	2,491.80	2,451.68	-40.12	
07-06-09	07-06-09	-200	TIM HORTONS INC COM STK	4,983.60	4,906.89	-76.71	
12-12-08	07-06-09	100	AARON'S INC COM STK	2,375.28	2,928.77	553.49	
03-23-09	07-06-09	100	AARON'S INC COM STK	2,373.97	2,928.77	554.80	
05-20-09	07-06-09	300	CARTER HOLDINGS INC COM	6,551.37	6,797.02	245.65	
05-20-09	07-06-09	300	CARTER HOLDINGS INC COM	6,544.50	6,797.01	252.51	
02-23-09	07-06-09	100	DICKERS OUTDOOR CORP COM STK	5,529.41	6,612.95	1,083.54	
05-26-09	07-06-09	300	FINISH LINE INC CL A COM STK	2,076.75	2,088.39	11.64	
05-26-09	07-06-09	100	FINISH LINE INC CL A COM STK	692.04	696.13	4.09	
12-16-08	07-06-09	500	FOSSIL INC COM STK	6,936.20	11,087.41	4,151.21	
05-29-09	07-06-09	300	INTERNATIONAL GAME TECHNOLOGY COM	5,048.34	4,401.90	-646.44	

Please note Buckingham Capital Management does not render advice on tax matters to clients. This information is not intended as tax advice, and you should consult with your own advisors on such decision. This report may not contain all information necessary to make a tax decision, for example this report does not take into account adjustments due to wash sales.

Buckingham Capital Management  
**REALIZED GAINS AND LOSSES**  
*Leeds Family Foundation -- Retail*  
**038C92429**  
*From 01-01-09 Through 12-31-09*

Open Date	Close Date	Quantity	Security	Cost Basis	Proceeds	Gain Or Loss	
						Short Term	Long Term
04-29-09	07-06-09	200	LUMBER LIQUIDATORS HDGS COM STK	3,174 00	3,058 70	-115 30	
06-05-09	07-06-09	300	LUMBER LIQUIDATORS HDGS COM STK	4 626 93	4,588 05	-38 88	
06-03-09	07-06-09	100	LUMBER LIQUIDATORS HDGS COM STK	1,541 01	1,529 35	-11 66	
06-08-09	07-06-09	100	LUMBER LIQUIDATORS HDGS COM STK	1,511 68	1,532 46	20 78	
06-04-09	07-06-09	100	LUMBER LIQUIDATORS HDGS COM STK	1,511 08	1,532 46	21 38	
03-13-09	07-06-09	100	ELLIS PERRY INTL INC COM STK	421 00	699 41	278 41	
03-03-09	07-06-09	100	ELLIS PERRY INTL INC COM STK	419 75	691 60	271 85	
11-20-08	07-06-09	100	ELLIS PERRY INTL INC COM STK	398 87	691 60	292 73	
05-07-09	07-06-09	400	FIX COS INC NEW COM STK	11 607 96	12,228 12	620 16	
05-21-09	07-06-09	100	URBAN OUTFITTERS INC COM STK	1,942 47	1 947 21	4 74	
05-18-09	07-06-09	300	URBAN OUTFITTERS INC COM STK	5 760 60	5,841 63	81 03	
04-01-09	07-06-09	100	URBAN OUTFITTERS INC COM STK	1,538 24	1,947 21	408 97	
01-14-09	07-06-09	900	URBAN OUTFITTERS INC COM STK	13 220 01	17,524 88	4,304 87	
01-13-09	07-06-09	300	URBAN OUTFITTERS INC COM STK	4,398 54	5,841 63	1 443 09	
12-08-08	07-07-09	-200	HOT TOPIC INC COM STK	1 411 72	1,709 29	297 57	
02-03-09	07-07-09	-100	HOT TOPIC INC COM STK	705 86	862 77	156 91	
12-09-08	07-07-09	-400	HOT TOPIC INC COM STK	2 823 44	3,470 50	647 06	
11-24-08	07-07-09	300	RONI S APPAREL GROUP INC COM STK	1 053 48	2,992 36	1,938 88	
11-20-08	07-07-09	100	ELLIS PERRY INTL INC COM STK	398 87	700 58	301 71	
06-04-09	07-07-09	200	CHILDREN'S PLACE RETAIL STORES COM STK	6 324 72	5,170 65	-1,154 07	
06-10-09	07-07-09	100	CHILDREN'S PLACE RETAIL STORES COM STK	3 100 32	2,585 32	-515 00	
09-30-08	07-07-09	200	SKITCHERS U S A INC CL A COM STK	3 234 00	1,891 55	-1,342 45	
06-22-09	07-08-09	-400	ABIR CROMBIE & FITCH CO CL A COM STK	9 598 44	10,189 85	591 41	

Please note Buckingham Capital Management does not render advice on tax matters to clients. This information is not intended as tax advice, and you should consult with your own advisors on such decision. This report may not contain all information necessary to make a tax decision, for example this report does not take into account adjustments due to wash sales.

Buckingham Capital Management  
**REALIZED GAINS AND LOSSES**  
*Leeds Family Foundation -- Retail*  
**038C92429**

*From 01-01-09 Through 12-31-09*

Open Date	Close Date	Quantity	Security	Cost Basis	Proceeds	Gain Or Loss	
						Short Term	Long Term
05-26-09	07-08-09	100	FINISH LINE INC CL A COM STK	692.04	703.18	11.14	
12-16-08	07-08-09	200	LOSSIE INC COM STK	2,774.48	4,239.17	1,464.69	
11-24-08	07-08-09	200	TONI S APPAREL GROUP INC COM STK	702.32	1,904.91	1,202.59	
06-04-09	07-08-09	400	COLLECTIVE BRANDS INC COM STK	6,179.48	5,147.14	-1,032.34	
06-22-09	07-09-09	-700	ABIR ROMBIE & FUCH CO CL A COM STK	16,386.51	17,832.25	1,445.74	
04-20-09	07-09-09	-100	BLUE NITE INC COM STK	3,803.64	3,798.58	-5.06	
05-21-09	07-09-09	-100	BLUE NITE INC COM STK	3,803.64	4,379.61	575.97	
05-11-09	07-09-09	-300	BLUE NITE INC COM STK	11,410.92	13,689.30	2,278.38	
05-08-09	07-09-09	-100	BLUE NITE INC COM STK	3,803.64	4,697.02	893.38	
04-21-09	07-09-09	-100	SCIENTIFIC GAMES CORP CL A COM STK	1,375.20	1,456.16	80.96	
06-30-09	07-09-09	-800	TARGET CORP COM STK	31,285.92	31,468.95	183.03	
06-26-09	07-09-09	-800	TARGET CORP COM STK	31,135.76	31,698.46	562.70	
06-25-09	07-09-09	-800	TARGET CORP COM STK	31,135.76	32,201.65	1,065.89	
07-30-08	07-09-09	-100	WHOLE FOODS MKT INC COM STK	1,903.59	2,231.99	328.40	
07-21-08	07-09-09	-200	WHOLE FOODS MKT INC COM STK	3,807.18	4,522.77	715.59	
07-25-08	07-09-09	-100	WHOLE FOODS MKT INC COM STK	1,903.59	2,288.21	384.62	
07-23-08	07-09-09	-300	WHOLE FOODS MKT INC COM STK	5,710.77	7,062.38	1,351.61	
07-06-09	07-09-09	-200	WYNN RESORTS LTD COM STK	6,535.14	6,496.81	-38.33	
03-05-09	07-09-09	100	ELIS PERRY INTL INC COM STK	395.44	686.93	291.49	
03-05-09	07-09-09	100	ELIS PERRY INTL INC COM STK	395.44	690.97	295.53	
03-06-09	07-09-09	100	ELIS PERRY INTL INC COM STK	394.75	690.97	296.22	
11-14-08	07-09-09	100	ELIS PERRY INTL INC COM STK	380.18	690.97	310.79	
06-05-09	07-09-09	100	COLLECTIVE BRANDS INC COM STK	1,476.09	1,333.37	-142.72	
07-01-09	07-09-09	400	SAKS INC COM STK	1,962.64	1,828.83	-133.81	

Please note: Buckingham Capital Management does not render advice on tax matters to clients. This information is not intended as tax advice, and you should consult with your own advisors on such decision. This report may not contain all information necessary to make a tax decision, for example this report does not take into account adjustments due to wash sales.

Buckingham Capital Management  
**REALIZED GAINS AND LOSSES**  
*Leeds Family Foundation -- Retail*  
**038C92429**  
*From 01-01-09 Through 12-31-09*

Open Date	Close Date	Quantity	Security	Cost Basis	Proceeds	Gain Or Loss	
						Short Term	Long Term
07-01-09	07-09-09	100	SAKS INC COM STK	488 24	457 21	-31 03	
07-01-09	07-09-09	200	SAKS INC COM STK	976 48	892 34	-84 14	
07-01-09	07-09-09	700	SAKS INC COM STK	3,414 88	3,123 18	-291 70	
07-08-09	07-09-09	700	SAKS INC COM STK	3,320 59	3,123 18	-197 41	
07-07-09	07-09-09	700	SAKS INC COM STK	3,249 61	3,123 17	-126 44	
07-07-09	07-09-09	700	SAKS INC COM STK	3 249 61	2,984 02	-265 59	
07-02-09	07-09-09	500	SAKS INC COM STK	2,311 20	2,131 44	-179 76	
07-06-09	07-09-09	400	SAKS INC COM STK	1,836 36	1,705 16	-131 20	
06-22-09	07-10-09	-300	ABICROMBIE & FITCH CORP CL A COM STK	6 954 06	7,708 54	754 48	
04-21-09	07-10-09	-300	SCHNITZER GAMES CORP CL A COM STK	4,215 75	4,368 49	152 74	
04-21-09	07-10-09	-100	SCHNITZER GAMES CORP CL A COM STK	1 407 23	1,456 16	48 93	
06-30-09	07-10-09	-100	SCHNITZER GAMES CORP CL A COM STK	1 407 23	1,573 25	166 02	
06-30-09	07-10-09	-300	SCHNITZER GAMES CORP CL A COM STK	4 254 42	4,719 74	465 32	
06-22-09	07-10-09	-200	WMS INDUSTRIES INC COM STK	6 290 12	6,015 62	-274 50	
05-14-09	07-10-09	200	DINEQUILY INC COM STK	5 396 00	6,345 60	949 60	
05-14-09	07-10-09	200	DINEQUILY INC COM STK	5,346 88	6,345 59	998 71	
11-13-08	07-10-09	300	LITIS PERRY INTL INC COM STK	1,101 06	2,008 98	907 92	
03-04-09	07-10-09	200	WAL-MART STORES INC COM STK	9,663 10	9,490 33	-172 77	
01-28-09	07-13-09	-200	HOT TOPIC INC COM STK	1,453 16	1,740 57	287 41	
01-13-09	07-13-09	-200	HOT TOPIC INC COM STK	1,453 16	1,761 61	308 45	
07-23-08	07-13-09	-100	WHOLE FOODS MKT INC COM STK	1 970 40	2,354 13	383 73	
06-30-08	07-13-09	-200	WHOLE FOODS MKT INC COM STK	3 940 80	4,717 97	777 17	
06-27-08	07-13-09	-100	WHOLE FOODS MKT INC COM STK	1 970 40	2,479 15	508 75	
06-24-08	07-13-09	-300	WHOLE FOODS MKT INC COM STK	5 911 20	7,589 80	1,678 60	

Please note Buckingham Capital Management does not render advice on tax matters to clients. This information is not intended as tax advice, and you should consult with your own advisors on such decision. This report may not contain all information necessary to make a tax decision, for example this report does not take into account adjustments due to wash sales.

Buckingham Capital Management  
**REALIZED GAINS AND LOSSES**  
*Leeds Family Foundation – Retail*  
**038C92429**  
*From 01-01-09 Through 12-31-09*

Open Date	Close Date	Quantity	Security	Cost Basis	Proceeds	Gain Or Loss	
						Short Term	Long Term
02-03-09	07-13-09	100	DECKERS OUTDOOR CORP COM STK	5,489.71	6,429.32	939.61	
04-24-09	07-13-09	100	IMAX CORP CAD COM (USD)	645.60	771.12	125.52	
06-24-09	07-14-09	-100	ABERCROMBIE & FITCH CO CL A COM STK	2,428.15	2,602.26	174.11	
06-25-09	07-14-09	-600	ABERCROMBIE & FITCH CO CL A COM STK	14,568.90	15,617.78	1,048.88	
06-24-08	07-14-09	-200	WHOLE FOODS MKT INC COM STK	4,095.86	5,059.87	964.01	
06-26-08	07-14-09	-200	WHOLE FOODS MKT INC COM STK	4,095.86	5,073.03	977.17	
07-13-09	07-14-09	353	ULIA SALON COSMETICS & FRAGRANCE	3,632.37	3,664.85	32.48	
03-12-09	07-15-09	-13	CALL- WRC 100 @ 25 EXP 07.18/2009	11,348.87	1,715.99	-9,632.88	
02-27-09	07-15-09	-5	CALL- WRC 100 @ 25 EXP 07.18/2009	4,364.95	1,134.99	-3,229.96	
06-25-09	07-15-09	-100	ABERCROMBIE & FITCH CO CL A COM STK	2,510.29	2,602.96	92.67	
07-10-09	07-15-09	-300	BURGER KING HOLDINGS INC COM	4,773.75	4,877.45	103.70	
07-10-09	07-15-09	-100	BURGER KING HOLDINGS INC COM	1,591.25	1,625.97	34.72	
07-10-09	07-15-09	-100	BURGER KING HOLDINGS INC COM	1,591.50	1,625.97	34.47	
07-06-09	07-15-09	-200	BUFFALO WILD WINGS INC COM STK	6,799.10	6,403.93	-395.17	
06-26-08	07-15-09	-100	WHOLE FOODS MKT INC COM STK	2,050.82	2,536.51	485.69	
06-18-08	07-15-09	-300	WHOLE FOODS MKT INC COM STK	6,152.46	7,758.31	1,605.85	
06-02-09	07-15-09	100	BALY HCH INC COM	2,901.41	3,294.42	393.01	
06-02-09	07-15-09	300	BALY HCH INC COM	8,704.23	9,802.22	1,097.99	
06-04-09	07-15-09	300	BALY HCH INC COM	8,679.81	9,802.22	1,122.41	
05-06-09	07-15-09	100	BALY HCH INC COM	2,890.06	3,267.40	377.34	
05-06-09	07-15-09	200	BALY HCH INC COM	5,780.12	6,477.63	697.51	
06-05-09	07-15-09	300	COLLECTIVE BRANDS INC COM STK	4,428.27	4,411.17	-17.10	
06-09-09	07-15-09	100	COLLECTIVE BRANDS INC COM STK	1,470.57	1,470.39	-0.18	
06-10-09	07-15-09	100	COLLECTIVE BRANDS INC COM STK	1,426.87	1,470.39	43.52	
06-08-09	07-15-09	200	COLLECTIVE BRANDS INC COM STK	2,835.96	2,940.79	104.83	
06-11-09	07-15-09	100	COLLECTIVE BRANDS INC COM STK	1,414.24	1,470.39	56.15	

Please note Buckingham Capital Management does not render advice on tax matters to clients. This information is not intended as tax advice, and you should consult with your own advisors on such decision. This report may not contain all information necessary to make a tax decision, for example this report does not take into account adjustments due to wash sales.

Buckingham Capital Management  
**REALIZED GAINS AND LOSSES**  
*Leeds Family Foundation -- Retail*  
**038C92429**  
*From 01-01-09 Through 12-31-09*

Open Date	Close Date	Quantity	Security	Cost Basis	Proceeds	Gain Or Loss	
						Short Term	Long Term
06-11-09	07-15-09	200	COLLECTIVE BRANDS INC COM STK	2,828.48	2,949.58	121.10	
06-12-09	07-15-09	100	COLLECTIVE BRANDS INC COM STK	1,350.62	1,474.79	124.17	
07-14-09	07-16-09	200	MFLCO PBL ENFM1 MACAU LTD ADR	908.16	995.59	87.43	
07-14-09	07-16-09	100	MFLCO PBL ENFM1 MACAU LTD ADR	454.08	495.98	41.90	
07-14-09	07-16-09	500	MFLCO PBL ENFM1 MACAU LTD ADR	2,270.40	2,510.13	239.73	
07-14-09	07-16-09	400	MFLCO PBL ENFM1 MACAU LTD ADR	1,816.32	1,993.18	176.86	
07-14-09	07-16-09	200	MFLCO PBL ENFM1 MACAU LTD ADR	908.16	1,008.01	99.85	
03-13-09	07-16-09	-6	CAFE - QZS 100 @ 30 EXP 07/18/2009	3,077.88	1,751.99	-1,325.89	
02-26-09	07-16-09	-6	CAFE - SKX 100 @ 7 1/2 EXP 07/18/2009	2,447.52	503.99	-1,943.53	
02-27-09	07-16-09	-1	CAFE - WRC 100 @ 25 EXP 07/18/2009	966.00	227.00	-739.00	
02-26-09	07-16-09	6	CAFE - WRC 100 @ 25 EXP 07/18/2009	5,796.00	1,421.99	-4,374.01	
06-24-09	07-16-09	-300	BUFFALO WILD WINGS INC COM STK	10,118.94	9,712.13	-406.81	
02-05-09	07-16-09	-200	HOT TOPIC INC COM STK	1,482.24	1,780.98	298.74	
04-28-09	07-16-09	-100	SCIENTIFIC GAMES CORP CL A COM STK	1,489.01	1,636.61	147.60	
04-28-09	07-16-09	-100	SCIENTIFIC GAMES CORP CL A COM STK	1,489.01	1,638.30	149.29	
06-03-09	07-16-09	100	BALY TECH INC COM	2,862.38	3,232.91	370.53	
05-05-09	07-16-09	500	BALY TECH INC COM	14,275.50	16,164.53	1,889.03	
02-03-09	07-16-09	100	DICKERS OUTDOOR CORP COM STK	5,489.71	7,001.56	1,511.85	
05-29-09	07-16-09	500	INTERNATIONAL GAME TECHNOLOGY COM	8,413.90	8,508.28	94.38	
05-27-09	07-16-09	900	INTERNATIONAL GAME TECHNOLOGY COM	14,855.94	15,314.90	458.96	
06-09-09	07-16-09	200	JOS A BANK CLOTHIERS INC COM STK	7,805.96	6,962.26	-843.70	
05-18-09	07-16-09	100	JOS A BANK CLOTHIERS INC COM STK	3,841.54	3,498.91	-342.63	
05-08-09	07-16-09	200	JOS A BANK CLOTHIERS INC COM STK	7,551.12	6,997.82	-553.30	
06-10-09	07-16-09	100	JOS A BANK CLOTHIERS INC COM STK	3,719.89	3,498.91	-220.98	
11-13-08	07-16-09	200	FITZ PERRY INTL INC COM STK	734.04	1,503.90	769.86	

Please note Buckingham Capital Management does not render advice on tax matters to clients. This information is not intended as tax advice, and you should consult with your own advisors on such decision. This report may not contain all information necessary to make a tax decision, for example this report does not take into account adjustments due to wash sales.

Buckingham Capital Management  
**REALIZED GAINS AND LOSSES**  
*Leeds Family Foundation -- Retail*  
**038C92429**  
*From 01-01-09 Through 12-31-09*

Open Date	Close Date	Quantity	Security	Cost Basis	Proceeds	Gain Or Loss	
						Short Term	Long Term
06-16-09	07-16-09	200	COLLECTIVE BRANDS INC COM STK	2 691 82	2,765 97	74 15	
06-15-09	07-16-09	200	COLLECTIVE BRANDS INC COM STK	2 683 82	2,765 96	82 14	
05-27-09	07-16-09	100	POLO RALPH LAUREN CORP CL A COM STK	5 670 00	5,350 66	-319 34	
10-06-08	07-16-09	100	SKECHERS U S A INC CL A COM STK	1,495 99	1,153 50	-342 49	
10-03-08	07-16-09	500	SKECHERS U S A INC CL A COM STK	7 310 00	5,767 50	-1,542 50	
04-13-09	07-17-09	-2	CALL - APV 100 @ 140 FXP 07/18/2009 APPLE	1,910 00	854 31	-1,055 69	
03-05-09	07-17-09	-6	CALL - KSS 100 @ 45 EXP 07/18/2009	696 00	920 99	224 99	
03-23-09	07-17-09	-7	CALL - NKE 100 @ 55 FXP 07/18/2009 NIKIF	0 00	1,063 99	1,063 99	
03-10-09	07-17-09	-3	CALL - QAA 100 @ 100 FXP 07/18/2009 APPLE	15 096 00	1,760 99	-13,335 01	
03-13-09	07-17-09	-5	CALL - QZS 100 @ 35 EXP 07/18/2009	759 99	759 99	0 00	
03-13-09	07-17-09	-1	CALL - QZS 100 @ 35 EXP 07/18/2009	0 00	152 00	152 00	
04-02-09	07-17-09	-7	CALL - QZS 100 @ 35 EXP 07/18/2009	0 00	1,291 49	1,291 49	
04-02-09	07-17-09	-7	CALL - QZS 100 @ 40 EXP 07/18/2009	0 00	605 49	605 49	
04-29-09	07-17-09	-3	CALL - QZS 100 @ 45 EXP 07/18/2009	0 00	920 97	920 97	
04-14-09	07-17-09	-13	CALL - SKX 100 @ 10 EXP 07/18/2009	2 574 00	636 98	-1,937 02	
02-26-09	07-17-09	-7	CALL - WRC 100 @ 25 FXP 07/18/2009	6,671 00	1,658 99	-5,012 01	
04-17-09	07-17-09	-7	CALL - WRC 100 @ 35 FXP 07/18/2009	0 00	1 186 46	1,186 46	
06-25-09	07-17-09	-100	BUFFALO WILD WINGS INC COM STK	3 439 79	3,244 06	-195 73	
05-11-09	07-17-09	-200	CIOROX CO COM STK	11,650 56	10 359 63	-1,290 93	
05-05-09	07-17-09	-200	CIOROX CO COM STK	11 650 56	10,752 76	-897 80	
05-01-09	07-17-09	-100	SCIENTIFIC GAMES CORP CL A COM STK	1 544 89	1,691 98	147 09	
05-15-09	07-17-09	-200	SCIENTIFIC GAMES CORP CL A COM STK	3 089 78	3,468 93	379 15	
05-29-09	07-17-09	-300	SCIENTIFIC GAMES CORP CL A COM STK	4,634 67	5,241 07	606 40	
06-15-09	07-17-09	-100	SCIENTIFIC GAMES CORP CL A COM STK	1,544 89	1,791 76	246 87	

Please note Buckingham Capital Management does not render advice on tax matters to clients. This information is not intended as tax advice, and you should consult with your own advisors on such decision. This report may not contain all information necessary to make a tax decision, for example this report does not take into account adjustments due to wash sales.



Buckingham Capital Management  
**REALIZED GAINS AND LOSSES**  
*Leeds Family Foundation -- Retail*  
**038C92429**

*From 01-01-09 Through 12-31-09*

Open Date	Close Date	Quantity	Security	Cost Basis	Proceeds	Gain Or Loss	
						Short Term	Long Term
06-16-09	07-17-09	-200	SCIENTIFIC GAMES CORP CL A COM STK	3,089 78	3,597 46	507 68	
06-10-09	07-17-09	-100	SCIENTIFIC GAMES CORP CL A COM STK	1,544 89	1,851 31	306 42	
06-08-09	07-17-09	-100	SCIENTIFIC GAMES CORP CL A COM STK	1,544 89	1,855 78	310 89	
06-08-09	07-17-09	-100	SCIENTIFIC GAMES CORP CL A COM STK	1,545 91	1,855 78	309 87	
06-12-08	07-17-09	-100	WHOLE FOODS MKT INC COM STK	2,157 65	2,728 17	570 52	
05-23-08	07-17-09	-100	WHOLE FOODS MKT INC COM STK	2,157 65	2,763 69	606 04	
05-22-08	07-17-09	-100	WHOLE FOODS MKT INC COM STK	2,157 65	2,774 54	616 89	
05-20-08	07-17-09	-100	WHOLE FOODS MKT INC COM STK	2,157 65	2,888 36	730 71	
05-19-08	07-17-09	-300	WHOLE FOODS MKT INC COM STK	6,472 95	8,687 56	2,214 61	
06-08-09	07-17-09	100	APPLE INC COM STK	14,179 84	15,022 61	842 77	
06-19-09	07-17-09	100	APPLE INC COM STK	13,860 64	15,022 61	1,161 97	
02-07-08	07-17-09	100	APPLE INC COM STK	11,926 09	15,022 62		3,096 53
10-29-08	07-17-09	100	APPLE INC COM STK	10,849 46	15,022 61	4,173 15	
05-05-09	07-17-09	200	BALUY TECH INC COM	5,710 20	6,773 04	1,062 84	
05-27-09	07-17-09	100	BALUY TECH INC COM	2,759 37	3,386 52	627 15	
06-26-09	07-17-09	100	COACH INC COM STK	2,704 49	2,633 02	-71 47	
06-26-09	07-17-09	100	COACH INC COM STK	2,704 49	2,652 77	-51 72	
12-16-08	07-17-09	300	FOSSIL INC COM STK	4,161 72	7,258 91	3,097 19	
06-11-09	07-17-09	100	JOS A BANK CLOTHIERS INC COM STK	3,554 03	3,649 90	95 87	
06-30-09	07-17-09	200	JOS A BANK CLOTHIERS INC COM STK	6,802 04	7,299 81	497 77	
06-12-09	07-17-09	100	JOS A BANK CLOTHIERS INC COM STK	3,328 75	3,649 91	321 16	
06-15-09	07-17-09	100	JOS A BANK CLOTHIERS INC COM STK	3,321 17	3,649 90	328 73	
11-14-08	07-17-09	100	LEIS PERRY INTL INC COM STK	353 61	749 01	395 40	
06-15-09	07-17-09	400	COLLECTIVE BRANDS INC COM STK	5,367 64	5,712 13	344 49	
03-12-09	07-17-09	200	COLLECTIVE BRANDS INC COM STK	1,677 36	2,856 06	1,178 70	

Please note Buckingham Capital Management does not render advice on tax matters to clients. This information is not intended as tax advice, and you should consult with your own advisors on such decision. This report may not contain all information necessary to make a tax decision, for example this report does not take into account adjustments due to wash sales.

Buckingham Capital Management  
**REALIZED GAINS AND LOSSES**  
*Leeds Family Foundation -- Retail*  
**038C92429**

*From 01-01-09 Through 12-31-09*

Open Date	Close Date	Quantity	Security	Cost Basis	Proceeds	Gain Or Loss	
						Short Term	Long Term
05-27-09	07-17-09	100	POLO RAI PH LAURFN CORP CL A COM STK	5 670 00	5,543 70	-126 30	
10-07-08	07-17-09	100	SKETCHERS US A INC CL A COM STK	1,454 97	1,193 97	-261 00	
10-08-08	07-17-09	700	SKETCHERS US A INC CL A COM STK	9 254 00	8,357 78	-896 22	
10-10-08	07-17-09	200	SKETCHERS US A INC CL A COM STK	2,638 78	2,387 94	-250 84	
10-09-08	07-17-09	100	SKETCHERS US A INC CL A COM STK	1,282 80	1,193 97	-88 83	
10-24-08	07-17-09	100	SKETCHERS US A INC CL A COM STK	1 159 36	1,193 97	34 61	
10-23-08	07-17-09	100	SKETCHERS US A INC CL A COM STK	1 141 09	1,193 97	52 88	
10-23-08	07-17-09	400	SKETCHERS US A INC CL A COM STK	4 564 36	4,715 48	151 12	
10-23-08	07-17-09	200	SKETCHERS US A INC CL A COM STK	2,243 52	2,357 74	114 22	
10-23-08	07-17-09	200	SKETCHERS US A INC CL A COM STK	2,208 50	2,357 74	149 24	
10-23-08	07-17-09	500	SKETCHERS US A INC CL A COM STK	5,512 95	5,894 35	381 40	
02-13-09	07-17-09	100	SKETCHERS US A INC CL A COM STK	749 79	1,178 87	429 08	
02-06-09	07-17-09	300	SKETCHERS US A INC CL A COM STK	2 227 56	3,536 61	1 309 05	
02-06-09	07-17-09	700	SKETCHERS US A INC CL A COM STK	5 189 10	8,252 08	3,062 98	
07-16-09	07-17-09	200	URBAN OUTFITTERS INC COM STK	4 336 94	4,288 52	-48 42	
04-29-09	07-17-09	200	WARNACO GROUP INC COM STK	5 562 44	6,895 82	1 333 38	
04-21-09	07-17-09	100	WARNACO GROUP INC COM STK	2 771 73	3,447 91	676 18	
05-22-09	07-17-09	300	WARNACO GROUP INC COM STK	8,308 83	10,343 73	2,034 90	
05-21-09	07-17-09	100	WARNACO GROUP INC COM STK	2,747 08	3,447 91	700 83	
04-14-09	07-17-09	-13	PUT - AN 100 @ 10 EXP 07 18/2009	0 00	571 98	571 98	
04-14-09	07-17-09	-13	PUT - AN 100 @ 12 1/2 EXP 07 18/2009	0 00	1,325 96	1,325 96	
03-23-09	07-17-09	-7	PUT - AVP 100 @ 15 EXP 07/18/2009 AVON	0 00	675 49	675 49	
03-04-09	07-17-09	-6	PUT - BKS 100 @ 12 1/2 EXP 07 18/2009	0 00	611 99	611 99	
03-30-09	07-17-09	-7	PUT - BKS 100 @ 17 1/2 EXP 07 18/2009	0 00	783 99	783 99	

Please note Buckingham Capital Management does not render advice on tax matters to clients. This information is not intended as tax advice, and you should consult with your own advisors on such decision. This report may not contain all information necessary to make a tax decision, for example this report does not take into account adjustments due to wash sales.

Buckingham Capital Management  
**REALIZED GAINS AND LOSSES**  
*Leeds Family Foundation -- Retail*  
**038C92429**  
*From 01-01-09 Through 12-31-09*

Open Date	Close Date	Quantity	Security	Cost Basis	Proceeds	Gain Or Loss	
						Short Term	Long Term
04-07-09	07-17-09	-7	PUJ - BWA 100 @ 15 EXP 07/18/2009	0 00	595 41	595 41	
02-18-09	07-17-09	-6	PUJ - BWA 100 @ 12 1/21 XP 07/18/2009	0 00	503 99	503 99	
03-03-09	07-17-09	-7	PUJ - BWA 100 @ 12 1/21 XP 07/18/2009	0 00	923 99	923 99	
04-07-09	07-17-09	-7	PUJ - BWA 100 @ 17 1/21 XP 07/18/2009	0 00	938 41	938 41	
05-01-09	07-17-09	-7	PUJ - BWA 100 @ 22 1/21 XP 07/18/2009	0 00	783 97	783 97	
02-18-09	07-17-09	-6	PUJ - CCI 100 @ 12 1/21 XP 07/18/2009 CARNIVAL	0 00	473 99	473 99	
04-13-09	07-17-09	-7	PUJ - CUY 100 @ 15 EXP 07/18/2009	0 00	531 98	531 98	
04-13-09	07-17-09	-7	PUJ - FDU 100 @ 40 EXP 07/18/2009	0 00	1,273 96	1,273 96	
04-17-09	07-17-09	-7	PUJ - FDO 100 @ 30 EXP 07/18/2009 FARM Y	0 00	1,256 46	1,256 46	
04-23-09	07-17-09	-7	PUJ - GQR 100 @ 17 1/21 XP 07/18/2009	0 00	587 98	587 98	
03-05-09	07-17-09	-6	PUJ - HUC 100 @ 12 1/21 XP 07/18/2009	0 00	473 99	473 99	
04-06-09	07-17-09	-27	PUJ - IWN 100 @ 12 1/21 XP 07/18/2009 NORDSTAR	0 00	2,219 92	2,219 92	
03-30-09	07-17-09	-7	PUJ - IWW 100 @ 15 EXP 07/18/2009 IOWA	0 00	675 49	675 49	
03-04-09	07-17-09	-6	PUJ - PRQ 100 @ 32 1/2 EXP 07/18/2009	0 00	836 99	836 99	
04-07-09	07-17-09	-7	PUJ - PRQ 100 @ 37 1/2 EXP 07/18/2009	0 00	798 55	798 55	
04-07-09	07-17-09	-7	PUJ - PRQ 100 @ 40 EXP 07/18/2009	0 00	1,179 49	1,179 49	
05-08-09	07-17-09	-7	PUJ - RI 100 @ 40 EXP 07/18/2009	0 00	923 97	923 97	
04-23-09	07-17-09	-7	PUJ - RI 100 @ 40 EXP 07/18/2009	0 00	1,238 96	1,238 96	
04-28-09	07-17-09	-7	PUJ - IQQ 100 @ 25 EXP 07/18/2009	0 00	622 98	622 98	
02-18-09	07-17-09	-6	PUJ - WMS 100 @ 12 1/21 XP 07/18/2009	0 00	563 99	563 99	
03-05-09	07-17-09	-6	PUJ - WMS 100 @ 12 1/21 XP 07/18/2009	0 00	709 31	709 31	
06-26-09	07-20-09	-300	ABCROMBIE & FITCH COCT A COM STK	7,679 31	7,923 78	244 47	
06-25-09	07-20-09	-700	BID BATH BEYOND INC COM STK	23,309 51	21,730 38	-1,579 13	
07-08-09	07-20-09	-300	CARNIVAL CORP	8,103 66	7,270 58	-833 08	
07-13-09	07-20-09	-300	CARNIVAL CORP	8,103 66	7,340 12	-763 54	

Please note Buckingham Capital Management does not render advice on tax matters to clients. This information is not intended as tax advice, and you should consult with your own advisors on such decision. This report may not contain all information necessary to make a tax decision, for example this report does not take into account adjustments due to wash sales.

Buckingham Capital Management  
**REALIZED GAINS AND LOSSES**  
*Leeds Family Foundation -- Retail*  
**038C92429**

*From 01-01-09 Through 12-31-09*

Open Date	Close Date	Quantity	Security	Cost Basis	Proceeds	Gain Or Loss	
						Short Term	Long Term
07-07-09	07-20-09	-700	CARNIVAL CORP	18,908.54	17,494.78	-1,413.76	
07-02-09	07-20-09	-100	CARNIVAL CORP	2,701.22	2,531.12	-170.10	
06-19-09	07-20-09	-700	CARNIVAL CORP	19,334.42	18,463.91	-870.51	
05-21-09	07-20-09	-500	COINSTAR INC COM STK	13,990.55	14,850.97	860.42	
01-23-09	07-20-09	-100	BRINKLER INTL INC COM STK	1,746.40	1,109.38	-637.02	
01-26-09	07-20-09	-100	BRINKER INTL INC COM STK	1,746.40	1,132.86	-613.54	
03-20-09	07-20-09	-100	BRINKLER INTL INC COM STK	1,746.40	1,347.52	-398.88	
07-02-09	07-20-09	-100	NORDSTRUM INC COM	2,257.59	1,898.31	-359.28	
05-20-09	07-20-09	-600	NORDSTRUM INC COM	13,545.54	13,417.03	-128.51	
07-10-09	07-20-09	-200	MCDONALDS COM	11,673.58	11,344.19	-329.39	
05-19-08	07-20-09	-500	WHOLE FOODS MKT INC COM STK	11,237.65	14,479.27	3,241.62	
06-29-09	07-20-09	100	JOS A BANK CLOTHIERS INC COM STK	3,320.26	3,564.58	244.32	
06-16-09	07-20-09	100	JOS A BANK CLOTHIERS INC COM STK	3,293.23	3,564.58	271.35	
07-02-09	07-20-09	100	JOS A BANK CLOTHIERS INC COM STK	3,289.33	3,564.58	275.25	
06-17-09	07-20-09	100	JOS A BANK CLOTHIERS INC COM STK	3,249.50	3,564.58	315.08	
06-18-09	07-20-09	100	JOS A BANK CLOTHIERS INC COM STK	3,235.53	3,564.57	329.04	
07-08-09	07-20-09	100	JOS A BANK CLOTHIERS INC COM STK	3,216.23	3,587.09	370.86	
07-10-09	07-20-09	300	LAS VEGAS SANDS CORP COM STK	2,088.24	2,914.84	826.60	
07-13-09	07-20-09	100	LAS VEGAS SANDS CORP COM STK	696.00	971.61	275.61	
11-14-08	07-20-09	100	HILS PERRY INTL INC COM STK	353.61	748.34	394.73	
11-14-08	07-20-09	500	HILS PERRY INTL INC COM STK	1,768.05	3,787.20	2,019.15	
03-11-09	07-20-09	-400	COLLECTIVE BRANDS INC COM STK	3,087.24	5,940.20	2,852.96	
02-06-09	07-20-09	100	SKETCHERS USA INC CL A COM STK	741.30	1,205.83	464.53	
03-04-09	07-20-09	600	WAL-MART STORES INC COM STK	28,989.30	28,973.97	-15.33	
03-10-09	07-20-09	200	WAL-MART STORES INC COM STK	9,596.62	9,657.99	61.37	
02-04-09	07-20-09	700	WAL-MART STORES INC COM STK	33,284.72	33,802.97	518.25	
05-15-09	07-20-09	100	WARNACO GROUP INC COM STK	2,729.99	3,540.44	810.45	

Please note: Buckingham Capital Management does not render advice on tax matters to clients. This information is not intended as tax advice, and you should consult with your own advisors on such decision. This report may not contain all information necessary to make a tax decision, for example this report does not take into account adjustments due to wash sales.

Buckingham Capital Management  
**REALIZED GAINS AND LOSSES**  
*Leeds Family Foundation -- Retail*  
**038C92429**  
*From 01-01-09 Through 12-31-09*

Open Date	Close Date	Quantity	Security	Cost Basis	Proceeds	Gain Or Loss	
						Short Term	Long Term
07-14-09	07-21-09	700	MFLCO PBLT N1M1 MACAU11D ADR	3,162.46	3,618.06	455.60	
04-07-09	07-21-09	-100	HIRMFS INFI 10ERF ORDS	14,591.39	11,412.50	-3,178.89	
04-20-09	07-21-09	-100	HIRMFS INFI 10ERF ORDS	14,591.39	11,632.69	-2,958.70	
06-16-09	07-21-09	-100	AVON PRODS INC COM STK	2,945.35	2,541.03	-404.32	
06-17-09	07-21-09	-100	AVON PRODS INC COM STK	2,945.35	2,544.84	-400.51	
06-22-09	07-21-09	-400	AVON PRODS INC COM STK	11,781.40	10,224.29	-1,557.11	
05-28-09	07-21-09	-100	AVON PRODS INC COM STK	2,945.35	2,560.25	-385.10	
05-28-09	07-21-09	-200	AVON PRODS INC COM STK	5,840.28	5,120.51	-719.77	
06-16-09	07-21-09	100	BEST BUY INC COM STK	3,748.44	3,631.38	-117.06	
05-27-09	07-21-09	300	BAILLY FCH INC COM	8,278.11	10,280.79	2,002.68	
05-27-09	07-21-09	100	BAILLY FLCH INC COM	2,754.34	3,448.41	694.07	
07-13-09	07-21-09	200	LAS VEGAS SANDS CORP COM STK	1,392.00	1,992.17	600.17	
07-09-09	07-21-09	100	LAS VEGAS SANDS CORP COM STK	675.09	996.08	320.99	
11-14-08	07-21-09	400	ELI LILLY INFL INC COM STK	1,414.44	3,255.35	1,840.91	
07-09-09	07-21-09	100	PANFRA BREAD CO CL A COM STK	4,937.46	5,290.74	353.28	
07-09-09	07-21-09	300	PANFRA BREAD CO CL A COM STK	14,756.91	15,872.23	1,115.32	
03-11-09	07-21-09	400	COLLECTIVE BRANDS INC COM STK	3,087.24	5,747.17	2,659.93	
07-15-09	07-21-09	100	PHILIPS-VAN HEUSEN CORP COM STK	2,949.41	3,169.97	220.56	
05-27-09	07-21-09	100	POLO RALPH LAUREN CORP CL A COM STK	5,670.00	5,617.37	-52.63	
05-15-09	07-21-09	100	WARNACO GROUP INC COM STK	2,729.99	3,456.31	726.32	
07-14-09	07-22-09	700	MFLCO PBLT N1M1 MACAU11D ADR	3,162.46	3,652.29	489.83	
05-24-07	07-22-09	-100	FAMILY DOLLAR STORES INC COM STK	3,083.07	3,326.14	243.07	
05-18-07	07-22-09	-200	FAMILY DOLLAR STORES INC COM STK	6,166.14	6,671.78	505.64	
05-21-07	07-22-09	-100	FAMILY DOLLAR STORES INC COM STK	3,083.07	3,378.62	295.55	
06-11-07	07-22-09	-100	FAMILY DOLLAR STORES INC COM STK	3,083.07	3,392.04	308.97	
07-10-09	07-22-09	-100	MC DONALDS COM	5,913.42	5,672.09	-241.33	

Please note Buckingham Capital Management does not render advice on tax matters to clients. This information is not intended as tax advice, and you should consult with your own advisors on such decision. This report may not contain all information necessary to make a tax decision, for example this report does not take into account adjustments due to wash sales.

Buckingham Capital Management  
**REALIZED GAINS AND LOSSES**  
*Leeds Family Foundation -- Retail*  
**038C92429**

*From 01-01-09 Through 12-31-09*

Open Date	Close Date	Quantity	Security	Cost Basis	Proceeds	Gain Or Loss	
						Short Term	Long Term
07-13-09	07-22-09	-500	MCDONALD'S COM	29,567.10	28,435.46	-1,131.64	
07-10-09	07-22-09	-400	MCDONALD'S COM	23,653.68	22,750.81	-902.87	
07-17-09	07-22-09	-300	WHIRLPOOL CORP	16,006.05	16,138.32	132.27	
06-09-09	07-22-09	100	ALROPOSTALE COM STK	3,641.70	3,829.65	187.95	
06-16-09	07-22-09	600	BEST BUY INC COM STK	22,490.64	21,606.94	-883.70	
06-16-09	07-22-09	800	BEST BUY INC COM STK	29,466.16	28,809.26	-656.90	
07-15-09	07-22-09	100	BEST BUY INC COM STK	3,544.09	3,601.16	57.07	
06-18-09	07-22-09	200	BEST BUY INC COM STK	6,907.40	7,202.31	294.91	
06-18-09	07-22-09	100	BEST BUY INC COM STK	3,405.87	3,601.16	195.29	
07-09-09	07-22-09	100	BEST BUY INC COM STK	3,275.90	3,601.16	325.26	
07-02-09	07-22-09	100	BEST BUY INC COM STK	3,241.31	3,601.15	359.84	
06-26-09	07-22-09	100	COACH INC COM STK	2,704.49	2,856.93	152.44	
06-16-09	07-22-09	200	DOMINOS PIZZA	1,573.88	1,606.86	32.98	
06-16-09	07-22-09	300	DOMINOS PIZZA	2,352.54	2,410.28	57.74	
06-16-09	07-22-09	100	DOMINOS PIZZA	784.18	775.76	-8.42	
06-16-09	07-22-09	100	DOMINOS PIZZA	784.18	850.82	66.64	
12-16-08	07-22-09	100	FOSSIE INC COM STK	1,387.24	2,488.46	1,101.22	
05-27-09	07-22-09	200	INTERNATIONAL GAME TECHNOLOGY COM	3,301.32	3,437.93	136.61	
06-03-09	07-22-09	300	INTERNATIONAL GAME TECHNOLOGY COM	4,948.92	5,156.90	207.98	
05-27-09	07-22-09	100	INTERNATIONAL GAME TECHNOLOGY COM	1,645.00	1,718.97	73.97	
05-27-09	07-22-09	900	INTERNATIONAL GAME TECHNOLOGY COM	14,786.82	15,470.69	683.87	
05-28-09	07-22-09	500	INTERNATIONAL GAME TECHNOLOGY COM	8,140.60	8,594.82	454.22	
05-28-09	07-22-09	100	INTERNATIONAL GAME TECHNOLOGY COM	1,628.12	1,718.13	90.01	
07-10-09	07-22-09	200	INTERNATIONAL GAME TECHNOLOGY COM	2,920.44	3,436.27	515.83	
07-09-09	07-22-09	200	LAS VEGAS SANDS CORP COM STK	1,350.18	1,997.66	647.48	
11-14-08	07-22-09	100	LILLIS PERRY INTL INC COM STK	353.61	804.92	451.31	
03-11-09	07-22-09	300	COLLECTIVE BRANDS INC COM STK	2,315.43	4,469.28	2,153.85	
07-14-09	07-22-09	100	PHILIPS-VAN HUSEN CORP COM STK	2,882.97	3,302.55	419.58	

Please note: Buckingham Capital Management does not render advice on tax matters to clients. This information is not intended as tax advice, and you should consult with your own advisors on such decisions. This report may not contain all information necessary to make a tax decision, for example this report does not take into account adjustments due to wash sales.

Buckingham Capital Management  
**REALIZED GAINS AND LOSSES**  
*Leeds Family Foundation -- Retail*  
**038C92429**  
*From 01-01-09 Through 12-31-09*

Open Date	Close Date	Quantity	Security	Cost Basis	Proceeds	Gain Or Loss	
						Short Term	Long Term
02-06-09	07-22-09	200	SKLECHERS USA INC CL A COM STK	1,482 60	2,329 52	846 92	
02-06-09	07-22-09	200	SKLECHERS USA INC CL A COM STK	1 482 60	2 321 04	838 44	
02-06-09	07-22-09	100	SKLECHERS USA INC CL A COM STK	741 30	1,174 03	432 73	
07-20-09	07-22-09	100	URBAN OUTFITTERS INC COM STK	2 187 65	2,204 99	17 34	
05-21-09	07-22-09	100	WARNACO GROUP INC COM STK	2 723 44	3 579 00	855 56	
07-14-09	07-23-09	700	MEI COPBLIN MF MACAU LTD ADR	3 162 46	3,702 13	539 67	
05-28-09	07-23-09	-500	AVON PRODS INC COM STK	14 974 65	12,801 27	-2,173 38	
05-05-09	07-23-09	-200	CLOROX CO COM STK	11 864 62	10,752 76	-1,111 86	
05-05-09	07-23-09	-100	CLOROX CO COM STK	5 972 26	5,376 38	-595 88	
06-16-09	07-23-09	-100	CLOROX CO COM STK	5 972 26	5,564 94	-407 33	
05-22-09	07-23-09	-100	NEW ORIENTAL EDUCATION & TECHNOLOGY GROU	6,810 63	5,445 62	-1,365 01	
09-29-08	07-23-09	-100	NEW ORIENTAL EDUCATION & TECHNOLOGY GROU	6,810 63	6,162 13	-648 50	
10-01-08	07-23-09	-100	NEW ORIENTAL EDUCATION & TECHNOLOGY GROU	6 810 63	6,347 74	-462 89	
09-30-08	07-23-09	-300	NEW ORIENTAL EDUCATION & TECHNOLOGY GROU	20 431 89	19,292 38	-1,139 51	
05-15-09	07-23-09	-300	NORDSTRUM INC COM	7,851 66	6,711 33	-1,140 33	
07-20-09	07-23-09	-200	POOL CORP COM STK	4 309 50	3,565 58	-743 92	
07-21-09	07-23-09	-200	POOL CORP COM STK	4 309 50	3 636 66	-672 84	
05-19-08	07-23-09	-300	WHOLE FOODS MKT INC COM STK	7 137 99	8,687 56	1,549 57	
06-19-09	07-23-09	-200	WMS INDUSTRIALS INC COM STK	7 345 42	6,115 34	-1 230 08	
05-27-09	07-23-09	200	BALLY TECH INC COM	5,508 68	7,147 04	1,638 36	
05-19-09	07-23-09	300	BALLY TECH INC COM	8 252 55	10,720 55	2,468 00	
05-26-09	07-23-09	200	BALLY TECH INC COM	5,338 14	7,069 81	1,731 67	
07-20-09	07-23-09	100	DECKERS OUTDOOR CORP COM STK	7,107 06	7,728 15	621 09	
07-09-09	07-23-09	100	DOMINOS PIZZA	738 48	829 14	90 66	
12-16-08	07-23-09	100	FOSSIL INC COM STK	1,387 24	2,538 95	1,151 71	

Please note Buckingham Capital Management does not render advice on tax matters to clients. This information is not intended as tax advice, and you should consult with your own advisors on such decision. This report may not contain all information necessary to make a tax decision, for example this report does not take into account adjustments due to wash sales.

Buckingham Capital Management  
**REALIZED GAINS AND LOSSES**  
*Leeds Family Foundation -- Retail*  
**038C92429**  
From 01-01-09 Through 12-31-09

Open Date	Close Date	Quantity	Security	Cost Basis	Proceeds	Gain Or Loss	
						Short Term	Long Term
06-05-09	07-23-09	200	GUESS INC COM STK	5,734.68	5,727.29	-7.39	
04-09-09	07-23-09	100	GYMBORILL CORP COM STK	2,542.45	3,934.45	1,392.00	
07-09-09	07-23-09	100	LAS VEGAS SANDS CORP COM STK	675.09	1,034.51	359.42	
07-08-09	07-23-09	300	LAS VEGAS SANDS CORP COM STK	1,968.60	3,103.54	1,134.94	
03-11-09	07-23-09	650	COLLECTIVE BRANDS INC COM STK	5,016.77	10,260.50	5,243.74	
06-26-09	07-23-09	100	POLO RALPH LAUREN CORP CL A COM STK	5,448.70	6,006.01	557.31	
02-06-09	07-23-09	100	SKETCHERS USA INC CL A COM STK	741.30	1,393.91	652.61	
02-06-09	07-23-09	300	SKETCHERS USA INC CL A COM STK	2,221.08	4,181.74	1,960.66	
07-15-09	07-23-09	100	URBAN OUTFITTERS INC COM STK	2,155.16	2,240.48	85.32	
07-14-09	07-24-09	1,800	METROPOLITAN MACAU LTD ADR	8,023.32	9,440.21	1,416.89	
07-14-09	07-24-09	400	METROPOLITAN MACAU LTD ADR	1,780.92	2,097.83	316.91	
07-14-09	07-24-09	1,000	METROPOLITAN MACAU LTD ADR	4,452.30	5,240.56	788.26	
07-14-09	07-24-09	100	METROPOLITAN MACAU LTD ADR	439.43	524.06	84.63	
07-23-09	07-24-09	-200	ISLE CAPRI CASINOS INC COM STK	2,629.62	2,630.25	0.63	
06-15-09	07-24-09	-100	MGM MIRAGE COM STK	734.81	674.84	-59.97	
06-11-09	07-24-09	-400	MGM MIRAGE COM STK	2,939.24	2,831.60	-107.64	
07-06-09	07-24-09	-200	WYNN RESORTS LTD COM STK	9,236.70	6,496.81	-2,739.89	
06-22-09	07-24-09	-200	WYNN RESORTS LTD COM STK	9,236.70	7,048.24	-2,188.47	
07-17-09	07-24-09	-400	WYNN RESORTS LTD COM STK	18,473.40	14,537.46	-3,935.94	
12-16-08	07-24-09	100	FOSSIL INC COM STK	1,387.24	2,513.94	1,126.70	
07-08-09	07-24-09	200	LAS VEGAS SANDS CORP COM STK	1,312.40	2,147.76	835.36	
03-11-09	07-24-09	100	COLLECTIVE BRANDS INC COM STK	771.81	1,572.80	800.99	
03-11-09	07-24-09	300	COLLECTIVE BRANDS INC COM STK	2,315.43	4,746.29	2,430.86	
03-11-09	07-24-09	100	COLLECTIVE BRANDS INC COM STK	771.81	1,593.51	821.70	

Please note: Buckingham Capital Management does not render advice on tax matters to clients. This information is not intended as tax advice, and you should consult with your own advisors on such decisions. This report may not contain all information necessary to make a tax decision. For example, this report does not take into account adjustments due to wash sales.



Buckingham Capital Management  
**REALIZED GAINS AND LOSSES**  
*Leeds Family Foundation -- Retail*  
**038C92429**  
*From 01-01-09 Through 12-31-09*

Open Date	Close Date	Quantity	Security	Cost Basis	Proceeds	Gain Or Loss	
						Short Term	Long Term
03-11-09	07-24-09	300	COLLECTIVE BRANDS INC COM STK	2,315.43	4,780.91	2,465.48	
02-06-09	07-24-09	100	SKETCHERS USA INC CL A COM STK	740.36	1,344.66	604.30	
07-14-09	07-27-09	300	MIFCO PBL ENIMI MACAU LTD ADR	1,318.29	1,617.34	299.05	
04-20-09	07-27-09	-200	CRACKER BARREL OLD COUNTRY STORE INC	6,085.82	6,467.33	381.51	
07-22-09	07-27-09	-200	PINNACLE ENTERTAINMENT	2,218.78	1,871.31	-347.47	
06-12-09	07-27-09	-300	WYNN RESORTS LTD COM STK	14,854.80	11,057.99	-3,796.82	
12-16-08	07-27-09	200	FOSSIL INC COM STK	2,774.48	4,922.17	2,147.69	
02-19-09	07-27-09	200	FOSSIL INC COM STK	2,758.38	4,922.17	2,163.79	
06-12-09	07-27-09	100	GENESCO INC COM STK	2,183.61	2,041.95	-141.66	
04-09-09	07-27-09	100	GENESCO INC COM STK	2,130.42	2,041.95	-88.47	
04-16-09	07-27-09	300	GENESCO INC COM STK	6,338.76	6,125.83	-212.93	
04-09-09	07-27-09	100	GENESCO INC COM STK	2,100.25	2,042.92	-57.33	
04-08-09	07-27-09	300	GENESCO INC COM STK	6,149.94	6,128.75	-21.19	
07-23-09	07-27-09	100	GENESCO INC COM STK	2,048.66	2,042.91	-5.75	
06-05-09	07-27-09	100	GUESS INC COM STK	2,867.34	2,884.01	16.67	
06-02-09	07-27-09	100	GUESS INC COM STK	2,832.43	2,884.00	51.57	
06-25-09	07-28-09	-100	BID BATH BEYOND INC COM STK	3,457.66	3,104.34	-353.32	
05-01-08	07-28-09	-300	BID BATH BEYOND INC COM STK	10,372.98	9,953.58	-419.40	
07-08-09	07-28-09	-100	STARBUCKS CORP COM STK	1,738.18	1,283.27	-454.91	
07-15-09	07-28-09	-200	TALBOIS INC COM STK	1,059.08	831.84	-227.24	
07-09-09	07-28-09	400	BUCKET INC COM STK	11,748.76	12,003.53	254.77	
06-29-09	07-28-09	300	COACH INC COM STK	8,101.32	8,162.39	61.07	
02-19-09	07-28-09	100	FOSSIL INC COM STK	1,379.19	2,511.64	1,132.45	
02-19-09	07-28-09	100	FOSSIL INC COM STK	1,379.19	2,499.59	1,120.40	

Please note Buckingham Capital Management does not render advice on tax matters to clients. This information is not intended as tax advice, and you should consult with your own advisors on such decision. This report may not contain all information necessary to make a tax decision, for example this report does not take into account adjustments due to wash sales.

Buckingham Capital Management  
**REALIZED GAINS AND LOSSES**  
*Leeds Family Foundation -- Retail*  
**038C92429**  
*From 01-01-09 Through 12-31-09*

Open Date	Close Date	Quantity	Security	Cost Basis	Proceeds	Gain Or Loss	
						Short Term	Long Term
04-15-09	07-28-09	100	GENESCO INC STK	2,043.60	2,028.73	-14.87	
04-07-09	07-28-09	200	GENESCO INC STK	3,936.44	4,057.45	121.01	
06-24-09	07-28-09	100	GENESCO INC STK	1,939.37	2,028.73	89.36	
04-07-09	07-28-09	100	GENESCO INC STK	1,937.42	2,028.73	91.31	
03-27-09	07-28-09	100	GENESCO INC STK	1,928.04	2,028.72	100.68	
03-27-09	07-28-09	100	GENESCO INC STK	1,928.04	2,025.24	97.20	
06-26-09	07-28-09	100	GENESCO INC STK	1,927.65	2,025.24	97.59	
06-26-09	07-28-09	200	GENESCO INC STK	3,853.30	4,050.47	197.17	
03-31-09	07-28-09	300	GENESCO INC STK	5,677.83	6,075.71	397.88	
06-23-09	07-28-09	100	GENESCO INC STK	1,885.57	2,036.15	150.58	
06-03-09	07-28-09	100	GUESS INC STK	2,781.29	2,866.39	85.10	
05-20-09	07-28-09	100	ICONIX BRAND GROUP INC	1,512.59	1,714.05	201.46	
03-11-09	07-28-09	200	COLECTIVE BRANDS INC COM STK	1,543.62	3,114.29	1,570.67	
06-26-09	07-28-09	100	POLO RALPH LAUREN CORP CL A COM STK	5,448.70	6,084.92	636.22	
02-06-09	07-28-09	400	SKLECHERS USA INC CL A COM STK	2,961.44	5,432.33	2,470.89	
07-22-09	07-29-09	-200	PENN NATIONAL GAMING INC COM STK	6,137.66	6,259.71	122.05	
06-29-09	07-29-09	300	COACH INC STK	8,101.32	8,613.71	512.39	
06-30-09	07-29-09	100	COACH INC STK	2,682.67	2,871.24	188.57	
06-25-09	07-29-09	500	COACH INC STK	13,121.55	14,356.17	1,234.62	
07-02-09	07-29-09	100	COACH INC STK	2,605.41	2,871.24	265.83	
07-28-09	07-29-09	100	CARTER HOLDINGS INC COM	2,694.50	2,759.98	65.48	
07-28-09	07-29-09	300	CARTER HOLDINGS INC COM	8,059.20	8,279.93	220.73	
07-28-09	07-29-09	100	CARTER HOLDINGS INC COM	2,686.40	2,792.92	106.52	
07-28-09	07-29-09	100	CARTER HOLDINGS INC COM	2,686.40	2,789.92	103.52	

Please note: Buckingham Capital Management does not render advice on tax matters to clients. This information is not intended as tax advice, and you should consult with your own advisors on such decision. This report may not contain all information necessary to make a tax decision, for example this report does not take into account adjustments due to wash sales.

Buckingham Capital Management  
**REALIZED GAINS AND LOSSES**  
*Leeds Family Foundation -- Retail*  
**038C92429**  
*From 01-01-09 Through 12-31-09*

Open Date	Close Date	Quantity	Security	Cost Basis	Proceeds	Gain Or Loss	
						Short Term	Long Term
02-18-09	07-29-09	100	FOSSIL INC COM STK	1,336.20	2,579.92	1,243.72	
06-23-09	07-29-09	300	GENESCO INC COM STK	5,656.71	6,056.63	399.92	
06-23-09	07-29-09	100	GENESCO INC COM STK	1,885.57	2,032.14	146.57	
03-26-09	07-29-09	100	GENESCO INC COM STK	1,869.68	2,032.15	162.47	
03-26-09	07-29-09	100	GENESCO INC COM STK	1,869.68	2,024.04	154.36	
03-30-09	07-29-09	100	GENESCO INC COM STK	1,863.27	2,024.05	160.78	
06-03-09	07-29-09	100	GUNSS INC COM STK	2,781.29	2,860.58	79.29	
03-11-09	07-29-09	100	COLLECTIVE BRANDS INC COM STK	771.81	1,585.38	813.57	
06-26-09	07-29-09	100	PHILIPS-VAN HEUSEN CORP COM STK	2,880.10	3,484.04	603.94	
02-06-09	07-29-09	100	SKETCHERS USA INC CL A COM STK	740.36	1,367.04	626.68	
02-13-09	07-29-09	200	SKETCHERS USA INC CL A COM STK	1,471.64	2,734.09	1,262.45	
04-02-09	07-30-09	-20	CALF - JNY 10000712 EXP 08 22 2009 TONS	11,483.40	979.99	-10,503.41	
07-13-09	07-30-09	-700	AC DIVISION BELLZARD INC COM STK	8,134.21	7,684.54	-449.67	
07-09-09	07-30-09	-600	AC DIVISION BELLZARD INC COM STK	6,972.18	6,894.54	-77.64	
05-28-09	07-30-09	-200	AVON PRODS INC COM STK	6,390.88	5,120.51	-1,270.37	
05-01-08	07-30-09	-91	BFD BATH BEYOND INC COM STK	3,238.17	3,019.25	-218.92	
05-19-08	07-30-09	-500	BFD BATH BEYOND INC COM STK	17,792.15	16,600.35	-1,191.80	
05-14-08	07-30-09	-100	BFD BATH BEYOND INC COM STK	3,558.43	3,387.90	-170.53	
07-10-09	07-30-09	-200	BURGLER KING HOLDINGS INC COM	3,416.02	3,251.94	-164.09	
12-29-08	07-30-09	-200	BARNIS & NOBLE INC COM STK	4,731.08	2,656.98	-2,074.10	
06-15-09	07-30-09	-100	CABELAS INC COM STK	1,607.57	1,107.82	-499.75	
05-21-09	07-30-09	-100	CABELAS INC COM STK	1,607.57	1,146.73	-460.84	
04-07-09	07-30-09	-200	CATHERPILAR INC COM	8,616.26	5,971.27	-2,644.99	
04-07-09	07-30-09	-200	CATHERPILAR INC COM	8,698.18	5,971.27	-2,726.91	

Please note: Buckingham Capital Management does not render advice on tax matters to clients. This information is not intended as tax advice, and you should consult with your own advisors on such decisions. This report may not contain all information necessary to make a tax decision, for example this report does not take into account adjustments due to wash sales.

Buckingham Capital Management  
**REALIZED GAINS AND LOSSES**  
*Leeds Family Foundation -- Retail*  
**038C92429**

*From 01-01-09 Through 12-31-09*

Open Date	Close Date	Quantity	Security	Cost Basis	Proceeds	Gain Or Loss	
						Short Term	Long Term
06-16-09	07-30-09	-100	CLOROX CO STK	6,031.91	5,564.94	-466.98	
06-15-09	07-30-09	-100	CLOROX CO STK	6,031.91	5,565.20	-466.72	
11-26-08	07-30-09	-100	COLUMBIA SPORTSWEAR CO COM STK	3,604.81	3,020.56	-584.25	
07-02-09	07-30-09	-100	COSTCO WHSL CORP NFW COM STK	4,945.63	4,510.94	-434.69	
05-13-09	07-30-09	-100	COSTCO WHSL CORP NLW COM STK	4,945.63	4,540.90	-404.73	
06-30-09	07-30-09	-200	COSTCO WHSL CORP NLW COM STK	9,891.26	9,169.32	-721.94	
05-26-09	07-30-09	-200	SALTERS FORCE COM INC COM STK	8,871.32	7,341.03	-1,530.29	
03-06-09	07-30-09	-200	DAIMLER CHRYSLER AG COM	9,033.78	4,624.55	-4,409.23	
07-02-09	07-30-09	-300	FOOT LOCKER INC COM STK	3,448.50	3,034.75	-413.75	
06-24-09	07-30-09	-100	FOOT LOCKER INC COM STK	1,149.50	1,029.94	-119.56	
05-21-09	07-30-09	-700	GENERAL ELECTRIC CO COM STK	9,260.44	9,182.15	-78.29	
05-22-09	07-30-09	-700	GENERAL ELECTRIC CO COM STK	9,260.44	9,196.92	-63.52	
06-08-09	07-30-09	-700	GENERAL ELECTRIC CO COM STK	9,260.44	9,397.67	137.23	
05-21-09	07-30-09	-200	GARMIN LTD STK	5,662.24	3,953.55	-1,708.69	
05-22-09	07-30-09	-100	GARMIN LTD STK	2,831.12	1,976.83	-854.30	
05-13-09	07-30-09	-400	STARWOOD HOTELS & RESORTS COM STK	9,232.48	8,043.19	-1,189.29	
01-12-09	07-30-09	-400	HOT TOPIC INC STK	3,158.16	3,582.13	423.97	
12-30-08	07-30-09	-100	HOT TOPIC INC STK	797.25	902.60	105.35	
01-16-09	07-30-09	-100	HOT TOPIC INC STK	797.25	911.85	114.60	
03-26-09	07-30-09	-100	HOT TOPIC INC STK	797.25	1,054.97	257.72	
03-27-09	07-30-09	-100	HOT TOPIC INC STK	797.25	1,085.03	287.78	
05-29-09	07-30-09	-100	IDEX LABS INC COM STK	5,037.46	4,171.39	-866.07	
05-29-09	07-30-09	-200	IDEX LABS INC COM STK	10,074.92	8,349.18	-1,725.74	
04-03-09	07-30-09	-201	MARRIOTT INTERNATIONAL INC	4,275.33	3,736.75	-538.58	

Please note: Buckingham Capital Management does not render advice on tax matters to clients. This information is not intended as tax advice, and you should consult with your own advisors on such decisions. This report may not contain all information necessary to make a tax decision, for example this report does not take into account adjustments due to wash sales.

Buckingham Capital Management  
**REALIZED GAINS AND LOSSES**  
*Leeds Family Foundation -- Retail*  
**038C92429**  
*From 01-01-09 Through 12-31-09*

Open Date	Close Date	Quantity	Security	Cost Basis	Proceeds	Gain Or Loss	
						Short Term	Long Term
04-15-09	07-30-09	-100	MARRIOTT INTERNATIONAL INC	2,127 03	1 859 71	-267 32	
07-07-09	07-30-09	-99	MARRIOTT INTERNATIONAL INC	2,105 76	1,942 33	-163 43	
06-22-09	07-30-09	-200	OWENS CORNING INC	3,641 02	2,134 82	-1,506 20	
12-11-08	07-30-09	-100	POLARIS INDS INC COM STK	3,817 05	2,696 98	-1,120 07	
07-08-09	07-30-09	-200	STARBUCKS CORP COM STK	3,478 42	2,566 53	-911 89	
07-08-09	07-30-09	-200	STARBUCKS CORP COM STK	3 500 34	2,566 53	-933 81	
07-15-09	07-30-09	-400	TAI BOIS INC COM STK	2 233 16	1,663 67	-569 49	
05-19-08	07-30-09	-200	WHOLE FOODS MKT INC COM STK	4,960 92	5,791 71	830 79	
06-12-09	07-30-09	-100	WYNN RESORTS LTD COM STK	5 051 24	3,686 00	-1,365 25	
07-13-09	07-30-09	-100	DENTSPLY INTL INC NLW COM STK	3,514 37	2,785 77	-728 60	
05-29-09	07-30-09	-300	DENTSPLY INTL INC NLW COM STK	10,543 11	8,653 90	-1,889 21	
07-02-09	07-30-09	100	COACH INC COM STK	2,605 41	2,938 42	333 01	
07-06-09	07-30-09	500	COACH INC COM STK	12,763 15	14,692 12	1,928 97	
07-28-09	07-30-09	600	CARTER HOLDINGS INC COM	16 118 40	16,973 02	854 62	
07-27-09	07-30-09	100	CARTER HOLDINGS INC COM	2 673 75	2,828 84	155 09	
02-18-09	07-30-09	100	FOSSIL INC COM STK	1,336 20	2,643 44	1,307 24	
05-20-09	07-30-09	100	ICONIX BRAND GROUP INC	1 512 59	1,779 57	266 98	
03-11-09	07-30-09	50	COLLECTIVE BRANDS INC COM STK	385 91	803 77	417 87	
03-17-09	07-30-09	50	COLLECTIVE BRANDS INC COM STK	384 89	803 77	418 88	
07-09-09	07-31-09	-1 500	AC HVISION BIZZARD INC COM STK	17 306 10	17,236 35	-69 75	
06-15-09	07-31-09	-100	CLOROX CO COM STK	6 110 05	5,565 20	-544 86	
03-06-09	07-31-09	-100	DAIMLERCHRYSLER AG COM	4 650 10	2 312 28	-2,337 82	
03-06-09	07-31-09	-200	DAIMLERCHRYSLER AG COM	9,300 20	4,756 89	-4,543 31	
03-06-09	07-31-09	-100	DAIMLERCHRYSLER AG COM	4 648 02	2 378 45	-2,269 58	
07-27-09	07-31-09	100	CARTER HOLDINGS INC COM	2,673 75	2,857 66	183 91	

Please note Buckingham Capital Management does not render advice on tax matters to clients. This information is not intended as tax advice, and you should consult with your own advisors on such decision. This report may not contain all information necessary to make a tax decision, for example this report does not take into account adjustments due to wash sales.

Buckingham Capital Management  
**REALIZED GAINS AND LOSSES**  
*Leeds Family Foundation -- Retail*  
**038C92429**

*From 01-01-09 Through 12-31-09*

Open Date	Close Date	Quantity	Security	Cost Basis	Proceeds	Gain Or Loss	
						Short Term	Long Term
02-18-09	07-31-09	100	FOSSIL INC COM STK	1,336 20	2,637 26	1,301 06	
03-17-09	07-31-09	300	COLLECTIVE BRANDS INC COM STK	2,309 34	4,640 76	2,331 42	
02-13-09	07-31-09	200	SKLCHFRSUSA INC CL A COM STK	1,471 64	2,762 52	1,290 88	
06-15-09	08-03-09	-200	AVON PRODS INC COM STK	6 477 22	5,134 00	-1,343 22	
07-02-09	08-03-09	-100	AVON PRODS INC COM STK	3 238 61	2,583 65	-654 96	
05-29-09	08-03-09	-200	AVON PRODS INC COM STK	6,477 22	5,207 01	-1,270 22	
04-17-09	08-03-09	-100	CATI RPILLAR INC COM	4,537 36	3,165 25	-1,372 11	
04-09-09	08-03-09	-100	CATI RPILLAR INC COM	4,537 36	3,237 52	-1,299 84	
07-02-09	08-03-09	-100	CLOROX CO COM STK	5 890 91	5 599 79	-291 12	
06-22-09	08-03-09	-100	CLOROX CO COM STK	5,890 91	5,604 64	-286 27	
03-06-09	08-03-09	-300	DAIMIFRCHRYSLER AG COM	14,538 09	7,135 34	-7,402 76	
03-10-09	08-03-09	-200	DAIMIFRCHRYSLER AG COM	9,692 06	5,210 99	-4,481 07	
03-12-09	08-03-09	-300	DAIMIFRCHRYSLER AG COM	14 538 09	8,222 17	-6 315 92	
07-22-09	08-03-09	-400	INTERNATIONAL GAME TECHNOLOGY COM	8 284 00	6,843 06	-1,440 94	
12-10-08	08-03-09	-100	MOHAWK INDS INC COM STK	5 104 62	3 707 58	-1,397 05	
05-19-08	08-03-09	-300	WHOLE FOODS MKT INC COM STK	7,412 34	8,687 56	1,275 22	
07-06-09	08-03-09	600	COACH INC COM STK	15 315 78	17,638 04	2,322 26	
07-27-09	08-03-09	400	CARTER HOLDINGS INC COM	10,695 00	10,939 99	244 99	
02-18-09	08-03-09	100	FOSSIL INC COM STK	1 336 20	2,635 73	1,299 53	
05-20-09	08-03-09	100	ICONIX BRAND GROUP INC	1,512 59	1,795 17	282 58	
04-24-09	08-03-09	200	IMAX CORP CAD COM (USD)	1,291 20	1,811 09	519 89	
04-09-09	08-04-09	-400	CATI RPILLAR INC COM	18,956 60	12,950 06	-6,006 54	
03-12-09	08-04-09	-100	DAIMIFRCHRYSLER AG COM	4,894 59	2,740 72	-2,153 87	
07-29-09	08-04-09	-400	PYXAS ROADHOUSE	4,409 84	4,345 40	-64 44	
07-20-09	08-04-09	500	AARON'S INC COM STK	15,886 50	14,139 08	-1,747 42	

Please note Buckingham Capital Management does not render advice on tax matters to clients. This information is not intended as tax advice, and you should consult with your own advisors on such decision. This report may not contain all information necessary to make a tax decision, for example this report does not take into account adjustments due to wash sales.

Buckingham Capital Management  
**REALIZED GAINS AND LOSSES**  
*Leeds Family Foundation -- Retail*  
**038C92429**  
*From 01-01-09 Through 12-31-09*

Open Date	Close Date	Quantity	Security	Cost Basis	Proceeds	Gain Or Loss	
						Short Term	Long Term
07-22-09	08-04-09	300	AARON'S INC COM STK	8,277.06	8,483.45	206.39	
07-23-09	08-04-09	400	AMERICAN FLAG F OUTLIERS INC COM STK	5,997.40	5,689.21	-308.19	
07-30-09	08-04-09	100	AMERICAN FLAG F OUTLIERS INC COM STK	1,494.43	1,422.30	-72.13	
07-24-09	08-04-09	100	AMERICAN FLAG F OUTLIERS INC COM STK	1,484.33	1,422.31	-62.02	
07-20-09	08-04-09	200	AMERICAN FLAG F OUTLIERS INC COM STK	2,886.90	2,844.61	-42.29	
06-25-09	08-04-09	100	AMERICAN FLAG F OUTLIERS INC COM STK	1,437.80	1,422.30	-15.50	
07-28-09	08-04-09	100	AIROPOSTALI COM STK	3,628.67	3,774.29	145.62	
06-26-09	08-04-09	400	BOYD GAMING CORP COM STK	3,543.64	4,007.37	463.73	
07-06-09	08-04-09	300	COACH INC COM STK	7,657.89	8,762.53	1,104.64	
07-06-09	08-04-09	500	COACH INC COM STK	12,716.85	14,604.22	1,887.37	
05-26-09	08-04-09	100	FINISH LINE INC CL A COM STK	692.04	846.84	154.80	
02-18-09	08-04-09	300	FOSSIL INC COM STK	4,008.60	8,007.51	3,998.91	
06-03-09	08-04-09	100	GUESS INC COM STK	2,781.29	2,882.43	101.14	
06-01-09	08-04-09	100	GUESS INC COM STK	2,735.63	2,882.44	146.81	
06-11-09	08-04-09	100	GUESS INC COM STK	2,613.88	2,882.43	268.55	
08-03-09	08-04-09	300	HERBALIFE LTD COM STK	10,520.13	9,389.49	-1,130.64	
07-31-09	08-04-09	100	HERBALIFE LTD COM STK	3,463.79	3,129.83	-333.96	
07-30-09	08-04-09	100	HERBALIFE LTD COM STK	3,364.03	3,129.83	-234.20	
07-28-09	08-04-09	200	HERBALIFE LTD COM STK	6,520.00	6,259.65	-260.35	
04-23-09	08-04-09	100	IMAX CORP CAD COM (USD)	645.17	929.07	283.90	
08-03-09	08-04-09	200	ICP/NNI Y CO INC COM STK	6,280.58	6,154.66	-125.92	
02-13-09	08-04-09	300	SKICHEIRS USA INC CL A COM STK	2,207.46	4,221.16	2,013.70	

Please note: Buckingham Capital Management does not render advice on tax matters to clients. This information is not intended as tax advice, and you should consult with your own advisors on such decision. This report may not contain all information necessary to make a tax decision, for example this report does not take into account adjustments due to wash sales.

Buckingham Capital Management  
**REALIZED GAINS AND LOSSES**  
*Leeds Family Foundation -- Retail*  
**038C92429**

*From 01-01-09 Through 12-31-09*

Open Date	Close Date	Quantity	Security	Cost Basis	Proceeds	Gain Or Loss	
						Short Term	Long Term
05-07-09	08-04-09	100	FIX COS INC NLW COM STK	2 901 99	3,607 79	705 80	
07-30-09	08-04-09	100	URBAN OUTFITTERS INC COM STK	2 376 60	2,441 99	65 39	
07-28-09	08-04-09	100	URBAN OUTFITTERS INC COM STK	2,247 96	2,441 99	194 03	
07-21-09	08-04-09	100	URBAN OUTFITTERS INC COM STK	2 132 31	2,441 98	309 67	
05-21-09	08-04-09	100	WARNACO GROUP INC COM STK	2,723 44	3,756 81	1,033 37	
04-09-09	08-05-09	-200	CALIFORNIA INC COM	9,388 44	6,475 03	-2,913 41	
03-12-09	08-05-09	-100	DAIMLERCHRYSLER AG COM	4,753 84	2,740 72	-2,013 12	
06-25-09	08-05-09	200	AMERICAN EAGLE OUTFITTERS INC COM STK	2 875 60	2,781 46	-94 14	
06-26-09	08-05-09	400	BOYD GAMING CORP COM STK	3,543 64	3,814 74	271 10	
06-19-09	08-05-09	300	BOYD GAMING CORP COM STK	2,624 70	2,861 05	236 35	
07-06-09	08-05-09	100	COACH INC COM STK	2 543 37	2,937 46	394 09	
05-20-09	08-05-09	100	ICONIX BRAND GROUP INC	1,512 59	1,755 99	243 40	
02-13-09	08-05-09	100	SKETCHERS USA INC CI A COM STK	735 82	1,386 27	650 45	
05-21-09	08-05-09	100	WARNACO GROUP INC COM STK	2,723 44	3,712 97	989 53	
05-18-09	08-05-09	100	WARNACO GROUP INC COM STK	2,717 19	3,712 97	995 78	
03-31-09	08-06-09	-13	CALIF - GQU 100 @ 25 EXP 08/22/2009	19,539 00	2 430 98	-17,108 02	
04-02-09	08-06-09	-200	DAIMLERCHRYSLER AG COM	9,441 70	5,931 10	-3,510 60	
03-20-09	08-06-09	-600	BRINKER INTL INC COM STK	9,339 84	8,085 13	-1,254 71	
07-08-09	08-06-09	-200	BRINKER INTL INC COM STK	3,113 28	3,199 87	86 59	
07-06-09	08-06-09	-200	BRINKER INTL INC COM STK	3,113 28	3,367 75	254 47	
05-22-09	08-06-09	-100	GARMIN LTD COM STK	3 159 24	1,976 83	-1,182 42	
04-20-09	08-06-09	-300	GARMIN LTD COM STK	9 477 72	6,331 33	-3,146 39	
06-15-09	08-06-09	-100	GARMIN LTD COM STK	3 159 24	2,178 79	-980 45	
04-23-09	08-06-09	-100	GARMIN LTD COM STK	3 159 24	2,187 94	-971 30	

Please note Buckingham Capital Management does not render advice on tax matters to clients. This information is not intended as tax advice, and you should consult with your own advisors on such decision. This report may not contain all information necessary to make a tax decision, for example this report does not take into account adjustments due to wash sales.



Buckingham Capital Management  
**REALIZED GAINS AND LOSSES**  
*Leeds Family Foundation -- Retail*  
**038C92429**  
*From 01-01-09 Through 12-31-09*

Open Date	Close Date	Quantity	Security	Cost Basis	Proceeds	Gain Or Loss	
						Short Term	Long Term
08-05-09	08-06-09	400	ABERCROMBIE & FITCH COCTA COM STK	12,008.12	12,362.76	354.64	
07-30-09	08-06-09	300	ABERCROMBIE & FITCH COCTA COM STK	8,865.51	9,272.07	406.56	
06-19-09	08-06-09	200	BOYD GAMING CORP COM STK	1,749.80	1,855.63	105.83	
06-19-09	08-06-09	900	BOYD GAMING CORP COM STK	7,828.56	8,350.34	521.78	
07-28-09	08-06-09	200	HARBALIFE LTD COM STK	6,505.54	6,457.33	-48.21	
05-29-09	08-07-09	-200	AVON PRODS INC COM STK	6,467.74	5,207.01	-1,260.74	
06-08-09	08-07-09	-200	AVON PRODS INC COM STK	6,467.74	5,330.74	-1,137.00	
07-27-09	08-07-09	-200	BEST BUY INC COM STK	7,714.04	7,184.93	-529.11	
07-23-09	08-07-09	-700	BEST BUY INC COM STK	26,999.14	25,921.31	-1,077.83	
07-29-09	08-07-09	-100	BEST BUY INC COM STK	3,857.02	3,712.57	-144.45	
06-24-09	08-07-09	-100	CHIPOTLE MEXICAN GRILL INC COM	9,328.21	8,043.70	-1,284.51	
06-30-09	08-07-09	-200	COSTCO WHSE CORP NEW COM STK	9,885.84	9,169.32	-716.52	
06-16-09	08-07-09	-200	COSTCO WHSE CORP NEW COM STK	9,885.84	9,185.76	-700.08	
05-11-09	08-07-09	-500	COSTCO WHSE CORP NEW COM STK	24,714.60	23,002.11	-1,712.50	
05-15-09	08-07-09	-200	DAIMLERCHRYSLER AG COM	9,551.00	6,663.86	-2,887.14	
06-24-09	08-07-09	-100	DAIMLERCHRYSLER AG COM	4,775.50	3,522.09	-1,253.41	
07-23-09	08-07-09	-100	DAIMLERCHRYSLER AG COM	4,775.50	4,412.47	-363.03	
07-23-09	08-07-09	-600	SPDR DOW JONES INDL AVU1 SER 1	56,088.96	53,993.03	-2,095.93	
04-07-09	08-07-09	-200	BRINKER INTL INC COM STK	3,071.24	3,432.59	361.35	
06-24-09	08-07-09	-300	FOOT LOCKER INC COM STK	3,488.70	3,089.83	-398.87	
06-25-09	08-07-09	-300	FOOT LOCKER INC COM STK	3,488.70	3,098.56	-390.14	
06-25-09	08-07-09	-700	FOOT LOCKER INC COM STK	8,140.30	7,305.43	-834.87	
06-30-09	08-07-09	-100	FOOT LOCKER INC COM STK	1,162.90	1,046.86	-116.04	
04-23-09	08-07-09	-300	GARMIN LTD COM STK	9,607.05	6,563.83	-3,043.22	

Please note Buckingham Capital Management does not render advice on tax matters to clients. This information is not intended as tax advice, and you should consult with your own advisors on such decision. This report may not contain all information necessary to make a tax decision, for example this report does not take into account adjustments due to wash sales.

Buckingham Capital Management  
**REALIZED GAINS AND LOSSES**  
*Leeds Family Foundation -- Retail*  
**038C92429**  
 From 01-01-09 Through 12-31-09

Open Date	Close Date	Quantity	Security	Cost Basis	Proceeds	Gain Or Loss	
						Short Term	Long Term
05-21-09	08-07-09	-200	HOME DEPOT INC COM STK	5,412.24	4,678.94	-733.30	
05-21-09	08-07-09	-400	HOME DEPOT INC COM STK	10,824.48	9,412.11	-1,412.37	
07-22-09	08-07-09	-200	INTERNATIONAL GAME TECHNOLOGY COM	3,996.40	3,429.59	-566.81	
07-23-09	08-07-09	-200	INTERNATIONAL GAME TECHNOLOGY COM	3,996.40	3,898.15	-98.25	
08-05-09	08-07-09	-400	MACYS INC COM STK	6,076.04	5,570.01	-506.03	
05-06-09	08-07-09	-200	MOHAWK INDS INC COM STK	10,292.90	9,903.38	-389.52	
06-26-09	08-07-09	-100	OXFORD INDS INC COM STK	1,432.04	1,125.35	-306.69	
07-23-09	08-07-09	-600	SPDR S&P 500 TR TRUST	60,511.38	58,093.92	-2,417.46	
08-05-09	08-07-09	-100	WHOLE FOODS MKT INC COM STK	2,821.70	2,994.22	172.52	
07-10-09	08-07-09	-100	WOLVERINE WORLD WIDE INC COM STK	2,417.18	2,123.83	-293.35	
07-09-09	08-07-09	-300	WOLVERINE WORLD WIDE INC COM STK	7,251.54	6,383.63	-867.92	
07-13-09	08-07-09	-2,100	CONSUMER DISCRETIONARY SECT	54,793.20	46,377.10	-8,416.10	
07-30-09	08-07-09	100	ABERCROMBIE & FITCH CO CL A COM STK	2,955.17	3,205.96	250.79	
08-04-09	08-07-09	200	ABERCROMBIE & FITCH CO CL A COM STK	5,884.96	6,411.91	526.95	
08-05-09	08-07-09	100	AIROPOSTALE COM STK	3,652.83	3,745.92	93.09	
07-06-09	08-07-09	100	COACH INC COM STK	2,543.37	3,004.93	461.56	
07-07-09	08-07-09	100	COACH INC COM STK	2,478.76	3,004.93	526.17	
02-18-09	08-07-09	100	FOSSIL INC COM STK	1,336.20	2,692.43	1,356.23	
06-11-09	08-07-09	100	GUESS INC COM STK	2,613.88	2,950.28	336.40	
05-01-09	08-07-09	100	GUESS INC COM STK	2,611.14	2,950.29	339.15	
06-15-09	08-07-09	100	GUESS INC COM STK	2,576.81	2,950.28	373.47	
08-07-09	08-07-09	300	GAME STOP CORP NEW CL A COM STK	7,460.67	7,515.32	54.65	
07-23-09	08-07-09	500	GAME STOP CORP NEW CL A COM STK	11,936.40	12,525.53	589.13	
07-22-09	08-07-09	300	GAME STOP CORP NEW CL A COM STK	7,010.07	7,515.32	505.25	

Please note: Buckingham Capital Management does not render advice on tax matters to clients. This information is not intended as tax advice, and you should consult with your own advisors on such decision. This report may not contain all information necessary to make a tax decision, for example this report does not take into account adjustments due to wash sales.

Buckingham Capital Management  
**REALIZED GAINS AND LOSSES**  
*Leeds Family Foundation -- Retail*  
**038C92429**  
*From 01-01-09 Through 12-31-09*

Open Date	Close Date	Quantity	Security	Cost Basis	Proceeds	Gain Or Loss	
						Short Term	Long Term
08-03-09	08-07-09	300	GAMESTOP CORP NEW CL A COM STK	6 854 40	7,515 31	660 91	
07-17-09	08-07-09	400	GAMESTOP CORP NEW CL A COM STK	8 816 76	10 020 42	1,203 66	
07-28-09	08-07-09	100	HERBALIFE LTD COM STK	3,251 00	3,203 19	-47 81	
07-28-09	08-07-09	500	HERBALIFE LTD COM STK	16 204 75	16,015 93	-188 82	
07-28-09	08-07-09	100	HERBALIFE LTD COM STK	3 240 95	3,216 84	-24 11	
07-29-09	08-07-09	300	HERBALIFE LTD COM STK	9,640 02	9,650 50	10 48	
04-23-09	08-07-09	200	IMAX CORP CAD COM (USD)	1,290 34	1,902 65	612 31	
06-04-09	08-07-09	200	LUMBER LIQUIDATORS HDGS COM STK	3 022 16	4,061 17	1,039 01	
02-13-09	08-07-09	200	SKECHERS U S A INC CL A COM STK	1 471 64	2 952 64	1,481 00	
03-25-09	08-10-09	-1	CALL - LTD 100 @ 10 EXP 08/22 2009	94 31	94 31	0 00	
08-04-09	08-10-09	100	ABERCROMBIE & FITCH CO CL A COM STK	2,942 48	3,222 63	280 15	
08-07-09	08-10-09	100	AEROPOSTALE COM STK	3,633 83	3,661 50	27 67	
07-07-09	08-10-09	300	COACH INC COM STK	7,342 65	8,964 75	1,622 10	
02-18-09	08-10-09	300	FOSSIL INC COM STK	4 008 60	8,184 95	4,176 35	
03-30-09	08-10-09	100	GENESCO INC COM STK	1,863 27	2,298 94	435 67	
06-15-09	08-10-09	100	GUESS INC COM STK	2,576 81	2,917 67	340 86	
04-23-09	08-10-09	100	IMAX CORP CAD COM (USD)	637 92	914 16	276 24	
08-07-09	08-10-09	100	IC PENNEY CO INC COM STK	3 220 35	3,384 01	163 66	
07-23-09	08-10-09	100	IC PENNEY CO INC COM STK	2,982 58	3,384 01	401 43	
05-05-09	08-10-09	100	KOHL S CORP COM STK	4,475 55	5,265 63	790 08	
12-05-08	08-10-09	100	LIMITED BRANDS INC COM STK	909 33	1,092 28	182 95	
06-26-09	08-10-09	100	PHILIPS-VAN HEUSEN CORP COM STK	2 880 10	3,539 13	659 03	
02-13-09	08-10-09	200	SKECHERS U S A INC CL A COM STK	1 471 64	3,021 18	1,549 54	
02-19-09	08-10-09	300	SKECHERS U S A INC CL A COM STK	2,194 14	4,531 77	2,337 63	

Please note Buckingham Capital Management does not render advice on tax matters to clients. This information is not intended as tax advice, and you should consult with your own advisors on such decision. This report may not contain all information necessary to make a tax decision, for example this report does not take into account adjustments due to wash sales.

Buckingham Capital Management  
**REALIZED GAINS AND LOSSES**  
*Leeds Family Foundation -- Retail*  
**038C92429**  
*From 01-01-09 Through 12-31-09*

Open Date	Close Date	Quantity	Security	Cost Basis	Proceeds	Gain Or Loss	
						Short Term	Long Term
07-14-09	08-10-09	100	URBAN OUTFITTERS INC COM STK	8,276.76	10,829.40	2,552.64	
07-14-09	08-10-09	100	URBAN OUTFITTERS INC COM STK	2,039.27	2,707.35	668.08	
03-10-09	08-10-09	100	WARNACO GROUP INC COM STK	1,765.76	3,890.13	2,124.37	
04-24-09	08-11-09	-7	CALIF - INY 100 @ 10 EXP 08/22/2009 JONES	449.17	449.17	0.00	
04-02-09	08-11-09	-14	CALIF - INY 100 @ 7 1/2 EXP 08/22/2009 JONES	686.00	686.00	0.00	
04-09-09	08-11-09	-13	CALIF - INY 100 @ 7 1/2 EXP 08/22/2009 JONES	896.97	896.97	0.00	
08-07-09	08-11-09	100	AMERICAN FLAG OUTFITTERS INC COM STK	1,552.55	1,518.07	-34.48	
07-31-09	08-11-09	100	ABERCROMBIE & FITCH CO CL A COM STK	2,857.99	3,170.39	312.40	
07-29-09	08-11-09	100	ABERCROMBIE & FITCH CO CL A COM STK	2,843.50	3,170.38	326.88	
07-27-09	08-11-09	100	ABERCROMBIE & FITCH CO CL A COM STK	2,837.46	3,155.91	318.45	
07-24-09	08-11-09	200	ABERCROMBIE & FITCH CO CL A COM STK	5,583.68	6,311.82	728.14	
07-23-09	08-11-09	300	ABERCROMBIE & FITCH CO CL A COM STK	8,236.74	9,467.72	1,230.98	
07-07-09	08-11-09	100	COACH INC COM STK	2,447.55	2,952.33	504.78	
02-18-09	08-11-09	200	FOSSIL INC COM STK	2,672.40	5,033.33	2,360.93	
01-16-09	08-11-09	100	FOSSIL INC COM STK	1,322.57	2,464.24	1,141.67	
05-27-09	08-11-09	200	GUESS INC COM STK	5,147.68	5,705.09	557.41	
04-09-09	08-11-09	100	GYMBORFE CORP COM STK	2,542.45	4,205.44	1,662.99	
07-23-09	08-11-09	200	PENNEY CO INC COM STK	5,965.16	6,556.19	591.03	
02-02-09	08-11-09	200	JONES APPAREL GROUP INC COM STK	676.90	1,613.21	936.31	
02-26-09	08-11-09	1,400	JONES APPAREL GROUP INC COM STK	4,223.10	11,292.51	7,069.41	
03-03-09	08-11-09	300	JONES APPAREL GROUP INC COM STK	867.45	2,419.82	1,552.37	
02-20-09	08-11-09	300	JONES APPAREL GROUP INC COM STK	861.78	2,419.82	1,558.04	
02-27-09	08-11-09	500	JONES APPAREL GROUP INC COM STK	1,407.25	4,033.04	2,625.79	
02-27-09	08-11-09	200	JONES APPAREL GROUP INC COM STK	562.90	2,124.28	1,561.38	

Please note: Buckingham Capital Management does not render advice on tax matters to clients. This information is not intended as tax advice, and you should consult with your own advisors on such decision. This report may not contain all information necessary to make a tax decision, for example this report does not take into account adjustments due to wash sales.

Buckingham Capital Management  
**REALIZED GAINS AND LOSSES**  
*Leeds Family Foundation -- Retail*  
**038C92429**  
*From 01-01-09 Through 12-31-09*

Open Date	Close Date	Quantity	Security	Cost Basis	Proceeds	Gain Or Loss	
						Short Term	Long Term
02-25-09	08-11-09	500	IONE'S APPAREL GROUP INC COM STK	1,305.35	5,310.69	4,005.34	
07-30-09	08-11-09	100	CHILDRENS PLACE RETAIL STORES COM STK	3,137.08	3,268.95	131.87	
02-19-09	08-11-09	300	SKETCHERS USA INC CLASS COM STK	2,194.14	4,394.79	2,200.65	
07-14-09	08-11-09	100	URBAN OUTFITTERS INC COM STK	2,039.27	2,712.38	673.11	
07-14-09	08-11-09	200	URBAN OUTFITTERS INC COM STK	4,056.76	5,424.76	1,368.00	
03-10-09	08-11-09	100	WARNACO GROUP INC COM STK	1,733.00	3,845.22	2,112.22	
12-16-08	08-11-09	100	WARNACO GROUP INC COM STK	1,725.27	3,845.22	2,119.95	
04-08-09	08-12-09	-6	CAL- GQU 100 @ 30 EXP 08/22/2009	7,632.66	400.49	-7,232.17	
04-02-09	08-12-09	-7	CAL- GQU 100 @ 30 EXP 08/22/2009	8,904.77	622.99	-8,281.78	
03-25-09	08-12-09	-19	CAL- LID 100 @ 10 EXP 08/22/2009	9,056.54	1,791.87	-7,264.67	
08-12-09	08-12-09	-2	CAL- LID 100 @ 10 EXP 08/22/2009	953.32	953.97	0.65	
06-04-09	08-12-09	-100	AVON PRODS INC COM STK	3,244.32	2,670.32	-574.00	
06-01-09	08-12-09	-100	AVON PRODS INC COM STK	3,244.32	2,697.83	-546.49	
05-26-09	08-12-09	-400	SALISFORCE COM INC COM STK	18,872.52	14,682.06	-4,190.46	
07-08-09	08-12-09	-300	HARLEY DAVIDSON INC COM STK	6,847.62	4,553.01	-2,294.61	
07-02-09	08-12-09	-100	HARLEY DAVIDSON INC COM STK	2,282.54	1,540.87	-741.67	
07-02-09	08-12-09	-100	HARLEY DAVIDSON INC COM STK	2,282.54	1,576.75	-705.79	
06-15-09	08-12-09	-200	HARLEY DAVIDSON INC COM STK	4,565.08	3,165.35	-1,399.73	
07-13-09	08-12-09	-100	IDEXX LABS INC COM STK	5,104.14	4,365.92	-738.22	
06-08-09	08-12-09	-100	IDEXX LABS INC COM STK	5,104.14	4,437.32	-666.83	
08-05-09	08-12-09	-400	MACYS INC COM STK	6,648.44	5,570.01	-1,078.43	
06-26-09	08-12-09	-100	OXFORD INDS INC COM STK	1,436.03	1,125.35	-310.68	
04-24-09	08-12-09	-300	VIACOM INC CLASS B COM STK	7,460.37	5,691.36	-1,769.01	
06-08-09	08-12-09	-300	DENTSPLY INFL INC NEW COM STK	9,925.08	8,664.59	-1,260.50	

Please note: Buckingham Capital Management does not render advice on tax matters to clients. This information is not intended as tax advice, and you should consult with your own advisors on such decision. This report may not contain all information necessary to make a tax decision, for example this report does not take into account adjustments due to wash sales.

Buckingham Capital Management  
**REALIZED GAINS AND LOSSES**  
*Leeds Family Foundation -- Retail*  
**038C92429**  
*From 01-01-09 Through 12-31-09*

Open Date	Close Date	Quantity	Security	Cost Basis	Proceeds	Gain Or Loss	
						Short Term	Long Term
07-23-09	08-12-09	100	ABERCROMBIE & FITCH COCT A COM STK	2,745.58	3,178.74	433.16	
04-23-09	08-12-09	200	IMAX CORP CAD COM (USD)	1,275.84	1,826.49	550.65	
12-16-08	08-12-09	200	WARNACO GROUP INC COM STK	3,450.54	7,673.16	4,222.62	
06-15-09	08-13-09	-100	HARLEY DAVIDSON INC COM STK	2,325.13	1,582.68	-742.45	
07-13-09	08-13-09	-100	HARLEY DAVIDSON INC COM STK	2,325.13	1,598.56	-726.57	
08-05-09	08-13-09	-100	MACYS INC COM STK	1,640.42	1,392.50	-247.92	
08-04-09	08-13-09	-600	MACYS INC COM STK	9,842.52	8,409.26	-1,433.26	
08-04-09	08-13-09	-600	MACYS INC COM STK	9,675.66	8,409.26	-1,266.40	
05-06-09	08-13-09	-100	MOHAWK INDS INC COM STK	4,967.50	4,951.69	-15.81	
06-22-09	08-13-09	-100	OWENS CORNING INC	2,103.01	1,067.41	-1,035.60	
03-20-09	08-13-09	-900	SPDR S&P RETAIL ETF	28,403.19	19,046.86	-9,356.33	
03-18-09	08-13-09	-1,000	SPDR S&P RETAIL ETF	31,559.10	21,580.08	-9,979.02	
07-23-09	08-13-09	200	ABERCROMBIE & FITCH COCT A COM STK	5,491.16	6,428.61	937.45	
05-27-09	08-13-09	100	GUESS INC COM STK	2,573.84	2,890.96	317.12	
08-13-09	08-13-09	300	NORDSTROM INC COM	8,684.76	8,851.39	166.63	
02-19-09	08-13-09	100	SKETCHERS USA INC CL A COM STK	731.38	1,488.71	757.33	
07-14-09	08-13-09	100	URBAN OUTFITTERS INC COM STK	2,028.38	2,915.18	886.80	
07-13-09	08-13-09	100	URBAN OUTFITTERS INC COM STK	2,010.92	2,915.18	904.26	
07-13-09	08-13-09	100	URBAN OUTFITTERS INC COM STK	2,010.92	2,951.92	941.00	
12-16-08	08-13-09	100	WARNACO GROUP INC COM STK	1,725.27	3,887.86	2,162.59	
05-01-09	08-13-09	-7	PUT - UHO 100 @ 10 EXP 08/22/2009	1,712.97	906.47	-806.50	
04-09-09	08-13-09	-7	PUT - UHO 100 @ 10 EXP 08/22/2009	1,712.97	1,133.97	-579.00	
12-23-08	08-14-09	-300	BARNES & NOBLE INC COM STK	6,197.67	4,013.82	-2,183.85	
05-13-09	08-14-09	-100	COLUMBIA SPORTSWEAR CO COM STK	3,721.87	3,020.77	-701.10	
05-01-09	08-14-09	-100	COLUMBIA SPORTSWEAR CO COM STK	3,721.87	3,022.87	-699.00	

Please note Buckingham Capital Management does not render advice on tax matters to clients. This information is not intended as tax advice, and you should consult with your own advisors on such decision. This report may not contain all information necessary to make a tax decision, for example this report does not take into account adjustments due to wash sales.

Buckingham Capital Management  
**REALIZED GAINS AND LOSSES**  
*Leeds Family Foundation -- Retail*  
**038C92429**  
*From 01-01-09 Through 12-31-09*

Open Date	Close Date	Quantity	Security	Cost Basis	Proceeds	Gain Or Loss	
						Short Term	Long Term
11-25-08	08-14-09	-100	COLUMBIA SPORTSWEAR CO COM STK	3,721.87	3,065.48	-656.39	
04-28-09	08-14-09	-100	COLUMBIA SPORTSWEAR CO COM STK	3,721.87	3,088.92	-632.95	
04-28-09	08-14-09	-100	COLUMBIA SPORTSWEAR CO COM STK	3,702.75	3,088.92	-613.83	
05-07-09	08-14-09	-100	COLUMBIA SPORTSWEAR CO COM STK	3,702.75	3,122.76	-579.99	
04-27-09	08-14-09	-100	COLUMBIA SPORTSWEAR CO COM STK	3,702.75	3,124.87	-577.88	
07-09-09	08-14-09	-100	ESTEE LAUDER COMPANIES INC CL A COM STK	3,617.24	3,046.53	-570.71	
07-13-09	08-14-09	-200	HARLEY DAVIDSON INC COM STK	4,549.34	3,197.11	-1,352.23	
05-28-09	08-14-09	-500	HARLEY DAVIDSON INC COM STK	11,373.35	8,163.99	-3,209.37	
08-04-09	08-14-09	-100	MACYS INC COM STK	1,537.14	1,401.54	-135.60	
03-10-09	08-14-09	-100	MINNIE WAREHOUSE INC COM STK	2,349.39	1,073.87	-1,275.52	
03-30-09	08-14-09	-500	MINNIE WAREHOUSE INC COM STK	11,746.95	7,555.66	-4,191.29	
07-07-09	08-14-09	100	COACH INC COM STK	2,447.55	2,848.89	401.34	
01-16-09	08-14-09	100	FOSSIL INC COM STK	1,322.57	2,519.94	1,197.37	
01-16-09	08-14-09	100	FOSSIL INC COM STK	1,321.65	2,519.93	1,198.28	
04-23-09	08-14-09	100	IMAX CORP CAD COM (USD)	637.92	907.50	269.58	
07-23-09	08-14-09	300	JC PENNEY CO INC COM STK	8,947.74	9,479.66	531.92	
05-02-08	08-14-09	100	LUMBER LIQUIDATORS HEDGS COM STK	1,228.35	2,004.85		776.50
02-19-09	08-14-09	200	SKETCHERS USA INC CL A COM STK	1,462.76	2,951.42	1,488.66	
12-16-08	08-14-09	100	WARNACO GROUP INC COM STK	1,725.27	3,894.77	2,169.50	
06-01-09	08-17-09	-200	AVON PRODS INC COM STK	6,279.56	5,395.66	-883.90	
06-22-09	08-17-09	-200	CHIPOTLE MEXICAN GRILL INC COM	16,939.62	16,371.79	-567.83	

Please note: Buckingham Capital Management does not render advice on tax matters to clients. This information is not intended as tax advice, and you should consult with your own advisors on such decision. This report may not contain all information necessary to make a tax decision, for example this report does not take into account adjustments due to wash sales.

Buckingham Capital Management  
**REALIZED GAINS AND LOSSES**  
*Leeds Family Foundation -- Retail*  
**038C92429**

From 01-01-09 Through 12-31-09

Open Date	Close Date	Quantity	Security	Cost Basis	Proceeds	Gain Or Loss	
						Short Term	Long Term
05-26-09	08-17-09	-100	SALISFORCE COM INC COM STK	4,529.25	3,670.51	-858.74	
07-06-09	08-17-09	-100	SALISFORCE COM INC COM STK	4,529.25	3,735.23	-794.02	
05-28-09	08-17-09	-200	HARLEY DAVIDSON INC COM STK	4,329.78	3,265.59	-1,064.19	
03-30-09	08-17-09	-100	MENS WEARHOUSE INC COM STK	2,232.99	1,511.13	-721.86	
05-04-09	08-17-09	100	CHARMING SHOPPES INC COM STK	346.12	537.60	191.48	
07-30-09	08-17-09	100	DICKERS OUTDOOR CORP COM STK	6,980.25	6,730.55	-249.70	
01-16-09	08-17-09	100	FOSSIE INC COM STK	1,321.65	2,460.95	1,139.30	
03-30-09	08-17-09	100	GINESCO INC COM STK	1,863.27	2,172.62	309.35	
05-29-09	08-17-09	100	GUIS INC COM STK	2,552.74	2,736.41	183.67	
08-07-09	08-17-09	100	GILDAN ACTIVEWEAR INC COM CAD	1,815.53	1,885.54	70.01	
04-09-09	08-17-09	100	GYMBORIE CORP COM STK	2,542.45	3,977.33	1,434.88	
08-07-09	08-17-09	100	HANIBRANDS	2,158.86	1,964.65	-194.21	
04-23-09	08-17-09	200	IMAX CORP CAD COM (USD)	1,268.42	1,779.83	511.41	
07-23-09	08-17-09	100	IC PENNIEY CO INC COM STK	2,982.58	3,022.85	40.27	
08-03-09	08-17-09	400	CARMAX INC COM STK	6,506.16	6,436.31	-69.85	
05-05-09	08-17-09	100	KOHLS CORP COM STK	4,475.55	5,064.77	589.22	
05-02-08	08-17-09	100	LUMBER LIQUIDATORS HLDGS COM STK	1,228.35	1,946.16		717.81
03-17-09	08-17-09	50	COLLECTIVE BRANDS INC COM STK	384.89	699.57	314.68	
12-03-08	08-17-09	46	COLLECTIVE BRANDS INC COM STK	331.37	643.60	312.23	
12-02-08	08-17-09	4	COLLECTIVE BRANDS INC COM STK	26.63	55.97	29.34	
02-19-09	08-17-09	300	SKECHERS USA INC CL A COM STK	2,194.14	4,233.16	2,039.02	
08-07-09	08-17-09	100	LARGET CORP COM STK	4,228.46	4,127.79	-100.67	
12-16-08	08-17-09	100	WARNACO GROUP INC COM STK	1,725.27	3,680.96	1,955.69	
03-23-09	08-17-09	-7	PULL-THRU 100@7 1/2 EXP 08/22/2009	335.44	622.99	287.55	
04-13-09	08-18-09	-7	CALF-GQU 100 @ 35 EXP 08/22/2009	3,430.00	941.47	-2,488.53	

Please note Buckingham Capital Management does not render advice on tax matters to clients. This information is not intended as tax advice, and you should consult with your own advisors on such decision. This report may not contain all information necessary to make a tax decision, for example this report does not take into account adjustments due to wash sales.



Buckingham Capital Management  
**REALIZED GAINS AND LOSSES**  
*Leeds Family Foundation -- Retail*  
**038C92429**  
*From 01-01-09 Through 12-31-09*

Open Date	Close Date	Quantity	Security	Cost Basis	Proceeds	Gain Or Loss	
						Short Term	Long Term
07-29-09	08-18-09	-200	BEST BUY INC STK	7 018 34	7,425 15	406 81	
06-30-09	08-18-09	-300	FOOT LOCKER INC COM STK	3 336 45	3,140 59	-195 86	
06-22-09	08-18-09	-700	FOOT LOCKER INC COM STK	7,785 05	7,353 59	-431 46	
05-21-09	08-18-09	-200	HOMER DEPOT INC COM STK	5 454 14	4,706 06	-748 08	
05-28-09	08-18-09	-100	HARLEY DAVIDSON INC COM STK	2 183 44	1,632 80	-550 64	
06-22-09	08-18-09	-100	OWENS CORNING INC	2 009 66	1,067 41	-942 25	
07-17-09	08-18-09	200	GAME STOP CORP NEW CL A COM STK	4 408 38	4,926 41	518 03	
02-19-09	08-18-09	200	SKITCHERS USA INC CL A COM STK	1 462 76	2,985 68	1,522 92	
07-29-09	08-19-09	-100	BEST BUY INC STK	3 556 56	3,712 57	156 01	
07-09-09	08-19-09	-100	BJS WHSE CLUB INC COM STK	3,177 86	3,191 31	13 45	
07-09-09	08-19-09	-200	BJS WHSE CLUB INC COM STK	6,445 74	6,382 61	-63 13	
12-30-08	08-19-09	-100	BARNES & NOBLE INC COM STK	2,106 43	1,393 38	-713 05	
06-22-09	08-19-09	-400	FOOT LOCKER INC COM STK	4,480 00	4,202 05	-277 95	
06-29-09	08-19-09	-400	FOOT LOCKER INC COM STK	4 480 00	4,237 81	-242 19	
06-17-09	08-19-09	-600	FOOT LOCKER INC COM STK	6,720 00	6,380 17	-339 83	
04-16-09	08-19-09	-100	GARMIN LTD STK	2 941 56	2,197 40	-744 16	
05-28-09	08-19-09	-100	HARLEY DAVIDSON INC COM STK	2 163 02	1 632 80	-530 22	
08-04-09	08-19-09	-100	MACYS INC STK	1 468 93	1,401 54	-67 39	
03-30-09	08-19-09	-100	MENS WEARHOUSE INC COM STK	2 331 76	1,511 13	-820 63	
06-10-09	08-19-09	-100	MENS WEARHOUSE INC COM STK	2 331 76	1,995 21	-336 55	
06-09-09	08-19-09	-100	MENS WEARHOUSE INC COM STK	2 331 76	2,022 37	-309 40	
08-07-09	08-19-09	200	AEROPOSALITE COM STK	7 267 66	7 083 61	-184 05	
05-04-09	08-19-09	200	CHARMING SHOPPES INC COM STK	692 24	1,102 19	409 95	
05-04-09	08-19-09	100	CHARMING SHOPPES INC COM STK	346 12	545 92	199 80	
12-02-08	08-19-09	296	COLLECTIVE BRANDS INC COM STK	1,970 44	4,142 73	2,172 29	

Please note Buckingham Capital Management does not render advice on tax matters to clients. This information is not intended as tax advice, and you should consult with your own advisors on such decision. This report may not contain all information necessary to make a tax decision, for example this report does not take into account adjustments due to wash sales.

Buckingham Capital Management  
**REALIZED GAINS AND LOSSES**  
*Leeds Family Foundation -- Retail*  
**038C92429**

From 01-01-09 Through 12-31-09

Open Date	Close Date	Quantity	Security	Cost Basis	Proceeds	Gain Or Loss	
						Short Term	Long Term
11-25-08	08-19-09	204	COLLECTIVE BRANDS INC COM STK	1 309 48	2,855 13	1,545 65	
07-28-09	08-20-09	-200	BFSI BUY INC COM STK	7,329 34	7,432 98	103 64	
07-31-09	08-20-09	-100	BFSI BUY INC COM STK	3 664 67	3,731 67	67 00	
08-04-09	08-20-09	-100	BFSI BUY INC COM STK	3,664 67	3,863 17	198 50	
04-27-09	08-20-09	-100	COLUMBIA SPORTSWEAR CO COM STK	3,602 94	3,124 87	-478 07	
04-27-09	08-20-09	-100	COLUMBIA SPORTSWEAR CO COM STK	3 602 88	3,124 87	-478 01	
11-24-08	08-20-09	-200	COLUMBIA SPORTSWEAR CO COM STK	7,241 10	6,254 94	-986 16	
06-17-09	08-20-09	-100	FOOT LOCKER INC COM STK	1 135 50	1,063 36	-72 14	
06-19-09	08-20-09	-100	FOOT LOCKER INC COM STK	1 135 50	1,082 70	-52 80	
06-26-09	08-20-09	-100	FOOT LOCKER INC COM STK	1 135 50	1,085 86	-49 64	
06-26-09	08-20-09	-100	FOOT LOCKER INC COM STK	1 132 96	1,085 86	-47 10	
04-09-09	08-20-09	300	GYMBORFF CORP COM STK	7 627 35	13,113 83	5,486 48	
02-17-09	08-20-09	100	GYMBORFF CORP COM STK	2,528 00	4,371 27	1,843 27	
12-03-08	08-20-09	100	GYMBOREI CORP COM STK	2 518 02	4,371 28	1,853 26	
12-03-08	08-20-09	100	GYMBOREI CORP COM STK	2,518 02	4,419 60	1,901 58	
12-05-08	08-20-09	100	GYMBOREI CORP COM STK	2 513 04	4,419 61	1,906 57	
11-25-08	08-20-09	300	COLLECTIVE BRANDS INC COM STK	1 925 70	4,283 10	2,357 40	
12-16-08	08-20-09	100	WARNACO GROUP INC COM STK	1,725 27	3,857 20	2,131 93	
03-23-09	08-21-09	-7	CALL - AAN 100 @ 30 EXP 08/22/2009 AARON	0 00	783 99	783 99	
03-05-09	08-21-09	-6	CALL - AAN 100 @ 30 EXP 08/22/2009 AARON	0 00	734 69	734 69	
04-24-09	08-21-09	-7	CALL - GQU 100 @ 45 EXP 08/22/2009	0 00	689 20	689 20	
08-07-09	08-21-09	-4	CALL - KSS 100 @ 55 EXP 08/22/2009	0 00	432 62	432 62	
04-29-09	08-21-09	-7	CALL - LL 100 @ 17 1/2 EXP 08/22/2009	2 787 26	1,553 95	-1,233 31	

Please note Buckingham Capital Management does not render advice on tax matters to clients. This information is not intended as tax advice, and you should consult with your own advisors on such decision. This report may not contain all information necessary to make a tax decision, for example this report does not take into account adjustments due to wash sales.

Buckingham Capital Management  
**REALIZED GAINS AND LOSSES**  
*Leeds Family Foundation -- Retail*  
**038C92429**  
*From 01-01-09 Through 12-31-09*

Open Date	Close Date	Quantity	Security	Cost Basis	Proceeds	Gain Or Loss	
						Short Term	Long Term
11-24-08	08-21-09	-100	CO UMBIA SPORTSWEAR CO COM STK	3 687 48	3,127 47	-560 01	
04-30-09	08-21-09	-100	CO UMBIA SPORTSWEAR CO COM STK	3,687 48	3,145 27	-542 22	
04-30-09	08-21-09	-100	CO UMBIA SPORTSWEAR CO COM STK	3,693 98	3 145 27	-548 72	
04-29-09	08-21-09	-100	CO UMBIA SPORTSWEAR CO COM STK	3 693 98	3,150 73	-543 25	
06-26-09	08-21-09	-1 200	FOOT LOCKER INC COM STK	12 474 96	13,030 34	555 38	
05-21-09	08-21-09	-100	HOME DEPOT INC COM STK	2,722 00	2,353 03	-368 97	
05-21-09	08-21-09	-100	HOME DEPOT INC COM STK	2 722 00	2,353 29	-368 71	
08-04-09	08-21-09	-100	MACYS INC COM STK	1 526 79	1 401 54	-125 25	
08-04-09	08-21-09	-700	MACYS INC COM STK	10 901 03	9,810 81	-1,090 22	
07-07-09	08-21-09	-101	MARRIOTT INTERNATIONAL INC	2,509 82	1,981 56	-528 26	
07-07-09	08-21-09	-199	MARRIOTT INTERNATIONAL INC	4 945 09	3,932 19	-1,012 90	
06-26-09	08-21-09	-200	NIKE INC CL B COM STK	11 117 56	10,121 47	-996 09	
08-07-09	08-21-09	200	ALROPOSTALE COM STK	7 267 66	7,531 10	263 44	
08-04-09	08-21-09	300	ALROPOSTALE COM STK	10 849 17	11,316 99	467 82	
05-26-09	08-21-09	200	FINISH LINE INC CL A COM STK	1 384 08	1,620 97	236 89	
02-19-09	08-21-09	100	SKETCHERS US A INC CL A COM STK	731 38	1,538 79	807 41	
02-19-09	08-21-09	100	SKETCHERS US A INC CL A COM STK	731 38	1 552 76	821 38	
02-19-09	08-21-09	100	SKETCHERS US A INC CL A COM STK	731 01	1 552 75	821 74	
12-16-08	08-21-09	100	WARNACO GROUP INC COM STK	1 725 27	3,900 86	2,175 59	
04-09-09	08-21-09	-13	PUT - BHQ 100 @ 29 LXP 08/22/2009	0 00	3,600 90	3,600 90	
04-09-09	08-21-09	-20	PUT - BHQ 100 @ 26 FXP 08/22/2009	0 00	3,539 90	3,539 90	
04-20-09	08-21-09	-13	PUT - BHQ 100 @ 22 1/21 XP 08/22/2009	0 00	1,293 46	1,293 46	
04-03-09	08-21-09	-14	PUT - BHQ 100 @ 22 1/21 XP 08/22/2009	0 00	2,267 98	2,267 98	

Please note Buckingham Capital Management does not render advice on tax matters to clients. This information is not intended as tax advice, and you should consult with your own advisors on such decision. This report may not contain all information necessary to make a tax decision, for example this report does not take into account adjustments due to wash sales.

Buckingham Capital Management  
**REALIZED GAINS AND LOSSES**  
*Leeds Family Foundation -- Retail*  
**038C92429**  
*From 01-01-09 Through 12-31-09*

Open Date	Close Date	Quantity	Security	Cost Basis	Proceeds	Gain Or Loss	
						Short Term	Long Term
04-13-09	08-21-09	-7	PUT - C XI 100 @ 21 EXP 08/22/2009 CA FERPI	0 00	692 98	692 98	
05-12-09	08-21-09	-14	PUT - FMQ 100 @ 15 EXP 08/22/2009	0 00	942 03	942 03	
04-29-09	08-21-09	-7	PUT - FMQ 100 @ 15 EXP 08/22/2009	0 00	797 97	797 97	
04-07-09	08-21-09	-7	PUT - FMQ 100 @ 11 EXP 08 22 2009	0 00	552 99	552 99	
03-30-09	08-21-09	-20	PUT - FMQ 100 @ 13 EXP 08/22 2009	0 00	3,080 38	3,080 38	
03-11-09	08-21-09	-6	PUT - FMQ 100 @ 9 EXP 08 22 2009	0 00	503 99	503 99	
03-30-09	08-21-09	-7	PUT - HI 100 @ 19 EXP 08 22/2009 HAMI	0 00	1,008 69	1,008 69	
05-15-09	08-21-09	-7	PUT - IC/ 100 @ 15 EXP 08/22/2009 HARRY	0 00	1,028 97	1,028 97	
04-22-09	08-21-09	-14	PUT - MW 100 @ 15 EXP 08/22/2009	0 00	1 815 33	1,815 33	
05-01-09	08-21-09	-7	PUT - MW 100 @ 15 EXP 08 22/2009	0 00	1,063 97	1,063 97	
04-27-09	08-21-09	-7	PUT - MW 100 @ 12 1/2 EXP 08/22/2009	0 00	678 98	678 98	
03-10-09	08-21-09	-6	PUT - HI 100 @ 10 EXP 08/22/2009 TIFFANY	0 00	353 99	353 99	
04-13-09	08-21-09	-7	PUT - UCS 100 @ 12 1/2 EXP 08/22/2009	0 00	792 16	792 16	
04-29-09	08-21-09	-14	PUT - VTC 100 @ 50 EXP 08/22 2009 CORP	0 00	3,463 08	3,463 08	
03-13-09	08-21-09	-13	PUT - WSM 100 @ 5 EXP 08 22,2009 WILLIAM	0 00	506 99	506 99	
03-03-09	08-21-09	-19	PUT - WSM 100 @ 5 EXP 08/22/2009 WILLIAM	0 00	1,215 99	1,215 99	
03-30-09	08-21-09	-7	PUT - WSM 100 @ 7 1/2 EXP 08/22/2009 WILLIAM	0 00	706 99	706 99	
04-07-09	08-21-09	-7	PUT - ZWR 100 @ 15 EXP 08/22/2009 C I F F	0 00	552 99	552 99	
04-06-09	08-24-09	-100	COLUMBIA SPORTSWEAR CO COM STK	3,685 60	3,159 11		-526 49
07-13-09	08-24-09	-100	SAI F'SFORCF COM INC COM STK	5 280 92	3,751 22		-1,529 70
05-21-09	08-24-09	-300	HOMI DEPOI INC COM STK	8 239 35	7,059 87		-1,179 48
06-23-09	08-24-09	-200	OWENS CORNING INC	4 575 82	2,333 59		-2,242 23
06-18-09	08-24-09	-100	OXFORD INDS INC COM STK	1 427 25	1,140 17		-287 08
04-06-09	08-24-09	-100	PAI H RSON CO	2,780 06	1,870 25		-909 81
03-31-09	08-24-09	-100	PAI H RSON CO	2 780 06	1,896 10		-883 96

Please note Buckingham Capital Management does not render advice on tax matters to clients. This information is not intended as tax advice, and you should consult with your own advisors on such decision. This report may not contain all information necessary to make a tax decision, for example this report does not take into account adjustments due to wash sales.

Buckingham Capital Management  
**REALIZED GAINS AND LOSSES**  
*Leeds Family Foundation -- Retail*  
**038C92429**  
*From 01-01-09 Through 12-31-09*

Open Date	Close Date	Quantity	Security	Cost Basis	Proceeds	Gain Or Loss	
						Short Term	Long Term
06-10-09	08-24-09	-200	WYNN RESORTS LTD COM STK	11 382 62	7,580 30	-3,802 32	
08-07-09	08-24-09	100	AMERICAN FLAG OUTLETTERS INC COM STK	1,552 55	1,424 19	-128 36	
08-04-09	08-24-09	100	AEROPOSTALE COM STK	3 616 39	3,985 54	369 15	
08-06-09	08-24-09	100	AEROPOSTALE COM STK	3 609 62	3,985 53	375 91	
07-14-09	08-24-09	100	AEROPOSTALE COM STK	3 529 68	3,985 54	455 86	
06-11-09	08-24-09	100	AEROPOSTALE COM STK	3 527 24	3,985 53	458 29	
05-04-09	08-24-09	100	CHARMING SHOPPES INC COM STK	346 12	557 05	210 93	
08-06-09	08-24-09	100	DECKERS OUTDOOR CORP COM STK	6,569 72	6,900 83	331 11	
02-03-09	08-24-09	100	DECKERS OUTDOOR CORP COM STK	5,489 71	6,900 83	1,411 12	
01-16-09	08-24-09	100	FOSSIL INC COM STK	1,321 65	2,479 80	1,158 15	
02-25-09	08-24-09	100	FOSSIL INC COM STK	1,308 47	2,479 79	1,171 32	
02-24-09	08-24-09	100	FOSSIL INC COM STK	1,296 81	2,479 80	1,182 99	
01-28-09	08-24-09	100	FOSSIL INC COM STK	1 287 80	2 479 79	1,191 99	
03-24-09	08-24-09	100	GENESCO INC COM STK	1,693 32	1 993 52	300 20	
05-29-09	08-24-09	100	GUSS INC COM STK	2,552 74	3,116 68	563 94	
04-29-09	08-24-09	100	GUSS INC COM STK	2 526 01	3 116 67	590 66	
12-05-08	08-24-09	100	GYMBOREI CORP COM STK	2 511 33	4,500 54	1,989 21	
04-23-09	08-24-09	100	IMAX CORP CAD COM (USD)	634 21	967 28	333 07	
11-14-08	08-24-09	300	FLORIS PERRY INTL INC COM STK	1,060 83	3,581 93	2,521 10	
07-30-09	08-24-09	100	POLO RALPH LAUREN CORP CL A COM STK	6 323 50	6,634 02	310 52	
06-25-09	08-24-09	100	POLO RALPH LAUREN CORP CL A COM STK	5 419 20	6,634 01	1,214 81	
02-13-09	08-24-09	200	SKECHERS USA INC CL A COM STK	1,434 00	3 085 58	1 651 58	
02-24-09	08-24-09	100	SKECHERS USA INC CL A COM STK	713 00	1 532 79	819 79	

Please note Buckingham Capital Management does not render advice on tax matters to clients. This information is not intended as tax advice, and you should consult with your own advisors on such decision. This report may not contain all information necessary to make a tax decision, for example this report does not take into account adjustments due to wash sales.

Buckingham Capital Management  
**REALIZED GAINS AND LOSSES**

**Leeds Family Foundation -- Retail**  
**038C92429**

From 01-01-09 Through 12-31-09

Open Date	Close Date	Quantity	Security	Cost Basis	Proceeds	Gain Or Loss	
						Short Term	Long Term
04-27-09	08-25-09	-100	COLUMBIA SPORTSWEAR CO COM STK	3,767 90	3,219 92	-547 99	
05-11-09	08-25-09	-300	COSTCO WHSE CORP NY W COM STK	14,936 82	13,801 26	-1,135 56	
07-13-09	08-25-09	-100	SALESFORCE COM INC COM STK	5 255 76	3,751 22	-1,504 54	
05-21-09	08-25-09	-300	HOMER DEPOT INC COM STK	8 157 39	7,059 87	-1 097 52	
07-06-09	08-25-09	-100	OWI NS CORNING INC	2,368 41	1,195 54	-1,172 87	
03-31-09	08-25-09	-200	PATTERSON CO	5 573 88	3,792 19	-1,781 69	
04-13-09	08-25-09	-200	PATTERSON CO	5 573 88	3,914 47	-1,659 41	
07-17-09	08-25-09	-200	STAPLES INC COM STK	4 377 62	4,076 89	-300 73	
05-12-09	08-25-09	-200	WYNN RE SORTS LTD COM STK	11,376 62	9,350 24	-2,026 38	
05-12-09	08-25-09	-100	WYNN RE SORTS LTD COM STK	5 688 31	4,765 96	-922 35	
07-23-09	08-25-09	100	ABERCROMBIE & FITCH CO CL A COM STK	2,745 58	3,304 96	559 38	
06-19-09	08-25-09	200	AEROPOSTALE COM STK	7 041 52	8 111 83	1,070 31	
05-04-09	08-25-09	400	CHARMING SHOPPES INC COM STK	1 384 48	2,200 82	816 34	
12-18-08	08-25-09	100	CHARMING SHOPPES INC COM STK	190 80	550 20	359 40	
01-28-09	08-25-09	100	FOSSIL INC COM STK	1,287 80	2,493 02	1,205 22	
02-23-09	08-25-09	100	FOSSIL INC COM STK	1,279 08	2,493 03	1,213 95	
03-24-09	08-25-09	100	GENESCO INC COM STK	1,693 32	2,006 29	312 97	
04-29-09	08-25-09	100	GUESS INC COM STK	2 526 01	3,183 24	657 23	
05-28-09	08-25-09	200	GUESS INC COM STK	4 902 26	6 366 47	1,464 21	
04-27-09	08-25-09	100	GUESS INC COM STK	2 440 55	3,183 24	742 69	
12-05-08	08-25-09	200	GYMBORIE CORP COM STK	5 022 66	9,086 46	4,063 80	
04-23-09	08-25-09	200	IMAX CORP CAD COM (USD)	1 268 42	1,906 33	637 91	
05-02-08	08-25-09	100	LUMBER LIQUIDATORS HLDGS COM STK	1 228 35	2,214 62		986 27
06-25-09	08-25-09	100	POLO RALPH LAUREN CORP CL A COM STK	5,419 20	6,766 68	1,347 48	
02-24-09	08-25-09	100	SKITCHERS USA INC CL A COM STK	713 00	1,553 08	840 08	

Please note Buckingham Capital Management does not render advice on tax matters to clients. This information is not intended as tax advice, and you should consult with your own advisors on such decision. This report may not contain all information necessary to make a tax decision, for example this report does not take into account adjustments due to wash sales.

Buckingham Capital Management  
**REALIZED GAINS AND LOSSES**  
*Leeds Family Foundation -- Retail*  
**038C92429**  
*From 01-01-09 Through 12-31-09*

Open Date	Close Date	Quantity	Security	Cost Basis	Proceeds	Gain Or Loss	
						Short Term	Long Term
02-24-09	08-25-09	200	SKETCHERS U S A INC CL A COM STK	1,423.38	3,106.15	1,682.77	
08-06-09	08-25-09	100	FIX COS INC NI W COM STK	3,545.11	3,659.32	114.21	
07-13-09	08-25-09	200	URBAN OUTHITERS INC COM STK	4,021.84	5,827.25	1,805.41	
12-16-08	08-25-09	200	WARNACO GROUP INC COM STK	3,450.54	7,920.39	4,469.85	
07-22-09	08-26-09	300	AARON'S INC COM STK	8,277.06	8,265.50	-11.56	
06-19-09	08-26-09	300	AEROPOSTAL F COM STK	10,562.28	12,118.40	1,556.12	
08-17-09	08-26-09	100	ALROPOSTAL F COM STK	3,482.70	4,039.46	556.76	
06-16-09	08-26-09	200	ALROPOSTAL F COM STK	6,963.34	8,078.93	1,115.59	
12-18-08	08-26-09	300	CHARMING SHOPPE S INC COM STK	572.40	1,612.70	1,040.30	
12-17-08	08-26-09	100	CHARMING SHOPPE S INC COM STK	188.51	537.56	349.05	
07-17-09	08-26-09	600	GAME STOP CORP NEW CL A COM STK	13,225.14	13,502.59	277.45	
07-17-09	08-26-09	900	GAME STOP CORP NI W CL A COM STK	19,721.97	20,253.89	531.92	
07-17-09	08-26-09	500	GAME STOP CORP NEW CL A COM STK	10,875.00	11,252.16	377.16	
02-17-09	08-26-09	100	GYMBORIE CORP COM STK	2,494.72	4,610.68	2,115.96	
07-23-09	08-26-09	400	IC PENNLY CO INC COM STK	11,930.32	12,362.80	432.48	
07-08-09	08-26-09	200	IC PENNLY CO INC COM STK	5,511.04	6,156.66	645.62	
07-06-09	08-26-09	1,100	IC PENNLY CO INC COM STK	30,310.39	33,861.64	3,551.25	
07-07-09	08-26-09	400	IC PENNLY CO INC COM STK	10,780.48	12,313.32	1,532.84	
07-07-09	08-26-09	700	IC PENNLY CO INC COM STK	18,865.84	21,582.96	2,717.12	
02-24-09	08-26-09	200	SKETCHERS U S A INC CL A COM STK	1,423.38	3,229.43	1,806.05	
02-17-09	08-26-09	200	SKETCHERS U S A INC CL A COM STK	1,423.24	3,250.83	1,827.59	
04-21-09	08-27-09	-100	HERMES INTL 10-FR F ORDS	14,838.89	11,681.10	-3,157.79	
04-01-08	08-27-09	-100	HERMES INTL 10-FR F ORDS	14,838.89	12,422.09	-2,416.80	
04-28-08	08-27-09	-100	HERMES INTL 10-FR F ORDS	14,838.89	13,769.61	-1,069.28	
10-10-08	08-27-09	-400	IFSCO PLC ORD 5P	2,448.17	2,343.90	-104.27	

Please note: Buckingham Capital Management does not render advice on tax matters to clients. This information is not intended as tax advice, and you should consult with your own advisors on such decision. This report may not contain all information necessary to make a tax decision, for example this report does not take into account adjustments due to wash sales.

Buckingham Capital Management  
**REALIZED GAINS AND LOSSES**

*Leeds Family Foundation – Retail*

**038C92429**

*From 01-01-09 Through 12-31-09*

Open Date	Close Date	Quantity	Security	Cost Basis	Proceeds	Gain Or Loss	
						Short Term	Long Term
10-15-08	08-27-09	-600	TESCO PLC ORD 5P	3,672 25	3,623 40	-48 85	
10-09-08	08-27-09	-600	TESCO PLC ORD 5P	3,672 26	3,795 85	123 59	
10-08-08	08-27-09	-500	TESCO PLC ORD 5P	3,060 21	3,263 50	203 29	
06-22-09	08-27-09	-100	CHIHOTLI MEXICAN GRILL INC COM	8,438 45	8,322 78	-115 67	
04-27-09	08-27-09	-100	COLUMBIA SPORTSWEAR CO COM STK	3,941 72	3,219 92	-721 81	
12-02-08	08-27-09	-100	COLUMBIA SPORTSWEAR CO COM STK	3,941 72	3,269 91	-671 81	
06-09-09	08-27-09	-100	MENS WEARHOUSE INC COM STK	2,565 53	2,022 37	-543 17	
08-07-08	08-27-09	-100	MENS WEARHOUSE INC COM STK	2,565 53	2,066 51	-499 03	
09-29-08	08-27-09	-200	MENS WEARHOUSE INC COM STK	5,131 06	4,157 53	-973 53	
08-28-08	08-27-09	-100	MENS WEARHOUSE INC COM STK	2,565 53	2,143 87	-421 66	
08-08-08	08-27-09	-100	MENS WEARHOUSE INC COM STK	2,565 53	2,207 00	-358 53	
09-17-08	08-27-09	-100	MENS WEARHOUSE INC COM STK	2,565 53	2,217 60	-347 93	
09-17-08	08-27-09	-400	MENS WEARHOUSE INC COM STK	10,280 60	8,870 39	-1,410 21	
07-06-09	08-27-09	-200	NIKE INC CL B COM STK	11,407 84	10,279 05	-1,128 79	
07-02-09	08-27-09	-100	NIKE INC CL B COM STK	5,703 92	5,168 11	-535 81	
07-16-09	08-27-09	-100	NIKE INC CL B COM STK	5,703 92	5,229 10	-474 82	
08-17-09	08-27-09	-100	NIKE INC CL B COM STK	5,703 92	5,555 63	-148 29	
06-22-09	08-27-09	-200	NIKE INC CL B COM STK	11,407 84	11,115 11	-292 73	
04-20-09	08-27-09	-100	PATERSON CO	2,734 13	2,063 92	-670 22	
06-16-09	08-27-09	400	ALROPOS FALF COM STK	13,926 68	15,864 51	1,937 83	
07-30-09	08-27-09	100	BIBI STORES INC COM STK	695 08	765 73	70 65	
12-17-08	08-27-09	300	CHARMING SHOPPIS INC COM STK	565 53	1,564 69	999 16	
07-07-09	08-27-09	100	COACH INC COM STK	2,447 55	2,932 50	484 95	
04-27-09	08-27-09	200	GUESS INC COM STK	4,881 10	6,999 03	2,117 93	
07-06-09	08-27-09	100	GUESS INC COM STK	2,402 71	3,499 52	1,096 81	
04-23-09	08-27-09	100	IMAX CORP CAD COM (USD)	634 21	919 10	284 89	
08-26-09	08-27-09	500	ROYAL CARIBBEAN CRUISE LTD	9,823 85	9,719 29	-104 56	
06-30-09	08-27-09	200	POLO RALPH LAUREN CORP CL A COM STK	10,714 78	13,567 09	2,852 31	

Please note Buckingham Capital Management does not render advice on tax matters to clients. This information is not intended as tax advice, and you should consult with your own advisors on such decision. This report may not contain all information necessary to make a tax decision, for example this report does not take into account adjustments due to wash sales.



Buckingham Capital Management  
**REALIZED GAINS AND LOSSES**  
*Leeds Family Foundation -- Retail*  
**038C92429**

From 01-01-09 Through 12-31-09

Open Date	Close Date	Quantity	Security	Cost Basis	Proceeds	Gain Or Loss	
						Short Term	Long Term
02-17-09	08-27-09	200	SKETCHERS USA INC CL A COM STK	1,423.24	3,252.65	1,829.41	
07-13-09	08-27-09	100	URBAN OUTFITTERS INC COM STK	2,010.92	2,823.25	812.33	
12-16-08	08-27-09	100	WARNACO GROUP INC COM STK	1,725.27	3,927.88	2,202.61	
12-02-08	08-28-09	-100	COLUMBIA SPORTSWEAR CO COM STK	4,033.28	3,269.91	-763.37	
05-28-09	08-28-09	-100	HARLEY DAVIDSON INC COM STK	2,301.58	1,632.80	-668.78	
07-01-09	08-28-09	-300	HARLEY DAVIDSON INC COM STK	6,904.74	4,925.63	-1,979.11	
05-29-09	08-28-09	-300	HARLEY DAVIDSON INC COM STK	6,904.74	4,994.57	-1,910.17	
09-17-08	08-28-09	-100	MENS WEARHOUSE INC COM STK	2,625.62	2,217.60	-408.02	
08-12-08	08-28-09	-100	MENS WEARHOUSE INC COM STK	2,625.62	2,220.39	-405.23	
09-15-08	08-28-09	-100	MENS WEARHOUSE INC COM STK	2,625.62	2,255.86	-369.76	
03-04-08	08-28-09	-100	MENS WEARHOUSE INC COM STK	2,625.62	2,330.36	-295.26	
02-29-08	08-28-09	-200	MENS WEARHOUSE INC COM STK	5,251.24	4,736.00	-515.24	
09-09-08	08-28-09	-200	MENS WEARHOUSE INC COM STK	5,251.24	4,768.73	-482.51	
07-23-09	08-28-09	100	ABERCROMBIE & FITCH COCT A COM STK	2,745.58	3,348.96	603.38	
06-16-09	08-28-09	100	AIROPOSTALE COM STK	3,481.67	3,938.52	456.85	
06-16-09	08-28-09	200	AIROPOSTALE COM STK	6,957.98	7,877.04	919.06	
06-16-09	08-28-09	600	AIROPOSTALE COM STK	20,839.98	23,631.10	2,791.12	
12-10-08	08-28-09	100	CHARMING SHOPPES INC COM STK	166.73	518.17	351.44	
12-10-08	08-28-09	600	CHARMING SHOPPES INC COM STK	1,000.38	3,127.59	2,127.21	
07-07-09	08-28-09	200	COACH INC COM STK	4,895.10	5,872.24	977.14	
04-13-07	08-28-09	100	G-HI APPAREL GROUP LTD COM STK	1,900.00	1,520.96		-379.04
08-07-09	08-28-09	100	FCRLW GROUP INC	3,020.52	3,498.06	477.54	
08-21-09	08-28-09	100	CHILDRENS PLACE RETAIL STORES COM STK	3,170.85	3,080.77	-90.08	
05-29-09	08-28-09	100	PHILIP LAUREN CORP CL A COM STK	5,341.54	6,909.54	1,568.00	

Please note: Buckingham Capital Management does not render advice on tax matters to clients. This information is not intended as tax advice, and you should consult with your own advisors on such decisions. This report may not contain all information necessary to make a tax decision, for example this report does not take into account adjustments due to wash sales.

Buckingham Capital Management  
**REALIZED GAINS AND LOSSES**

*Leeds Family Foundation -- Retail*  
**038C92429**

From 01-01-09 Through 12-31-09

Open Date	Close Date	Quantity	Security	Cost Basis	Proceeds	Gain Or Loss	
						Short Term	Long Term
02-17-09	08-28-09	400	SKITCHERS U S A INC CL A COM STK	2 846 48	6,824 34	3,977 86	
05-29-09	08-31-09	-200	HARLEY DAVIDSON INC COM STK	4,764 74	3,335 17	-1,429 57	
06-10-09	08-31-09	-100	HARLEY DAVIDSON INC COM STK	2,382 37	1,670 64	-711 73	
04-09-09	08-31-09	-100	HARLEY DAVIDSON INC COM STK	2 382 37	1,710 39	-671 98	
04-09-09	08-31-09	-400	HARLEY DAVIDSON INC COM STK	9 478 64	6,841 54	-2,637 10	
07-23-09	08-31-09	300	ABERCROMBIE & FITCH CO CL A COM STK	8,236 74	9 741 92	1,505 18	
07-22-09	08-31-09	400	ABERCROMBIE & FITCH CO CL A COM STK	10 724 52	12,989 23	2,264 71	
07-21-09	08-31-09	700	ABERCROMBIE & FITCH CO CL A COM STK	18 415 53	22,731 14	4,315 61	
06-02-09	09-01-09	-100	COLUMBIA SPORTSWEAR CO COM STK	3,920 55	3,301 14	-619 41	
04-09-09	09-01-09	-600	HARLEY DAVIDSON INC COM STK	14,732 94	10,262 31	-4,470 63	
04-09-09	09-01-09	-100	HARLEY DAVIDSON INC COM STK	2,473 77	1,710 39	-763 38	
07-07-09	09-01-09	200	COACH INC COM STK	4 895 10	5,884 50	989 40	
01-20-09	09-01-09	300	DECKERS OUTDOOR CORP COM STK	16 388 52	19,931 39	3,542 87	
06-18-09	09-02-09	-100	OXFORD INDS INC COM STK	1,404 75	1,140 17	-264 58	
12-10-08	09-02-09	100	CHARMING SHOPPES INC COM STK	166 73	459 83	293 10	
12-10-08	09-02-09	1,200	CHARMING SHOPPES INC COM STK	1,992 00	5,517 93	3,525 93	
12-16-08	09-02-09	200	CHARMING SHOPPES INC COM STK	330 32	919 66	589 34	
12-16-08	09-02-09	400	CHARMING SHOPPES INC COM STK	660 64	1 859 79	1,199 15	
07-24-09	09-02-09	100	TCRI W GROUP INC	2,885 88	3,195 02	309 14	
08-07-09	09-02-09	200	JOS A BANK CLOTHIERS INC COM STK	7 948 40	8 982 35	1,033 95	
08-21-09	09-02-09	200	JOS A BANK CLOTHIERS INC COM STK	7,912 98	8,982 35	1,069 37	
08-12-09	09-02-09	300	JOS A BANK CLOTHIERS INC COM STK	11 822 07	13 473 52	1,651 45	
08-25-09	09-02-09	100	NBFY INC COM	3 769 14	3,656 83	-112 31	
08-26-09	09-02-09	100	NBFY INC COM	3 721 31	3 656 84	-64 47	
08-03-09	09-02-09	100	NBFY INC COM	3,707 88	3,656 83	-51 05	
06-25-09	09-03-09	-100	OXFORD INDS INC COM STK	1 684 04	1,142 10	-541 94	

Please note Buckingham Capital Management does not render advice on tax matters to clients. This information is not intended as tax advice, and you should consult with your own advisors on such decision. This report may not contain all information necessary to make a tax decision, for example this report does not take into account adjustments due to wash sales.

Buckingham Capital Management  
**REALIZED GAINS AND LOSSES**  
*Leeds Family Foundation -- Retail*  
**038C92429**  
*From 01-01-09 Through 12-31-09*

Open Date	Close Date	Quantity	Security	Cost Basis	Proceeds	Gain Or Loss	
						Short Term	Long Term
06-19-09	09-03-09	-200	OXFORD INDS INC COM STK	3,368.08	2,338.79	-1,029.29	
12-16-08	09-03-09	100	CHARMING SHOPPTS INC COM STK	165.16	491.86	326.70	
01-20-09	09-03-09	100	DICKERS OUTDOOR CORP COM STK	5,462.84	6,448.85	986.01	
03-27-09	09-03-09	100	DICKERS OUTDOOR CORP COM STK	5,443.62	6,448.85	1,005.23	
08-04-09	09-03-09	100	T C R F W GROUP INC	2,856.80	3,260.06	403.26	
08-12-09	09-03-09	200	JOS A BANK CLOTHIERS INC COM STK	7,874.34	9,113.43	1,239.09	
08-24-09	09-03-09	100	JOS A BANK CLOTHIERS INC COM STK	3,915.47	4,556.71	641.24	
08-07-09	09-03-09	200	JOS A BANK CLOTHIERS INC COM STK	7,802.00	9,113.42	1,311.42	
08-12-09	09-03-09	200	JOS A BANK CLOTHIERS INC COM STK	7,748.00	9,113.43	1,365.43	
08-07-09	09-03-09	100	JOS A BANK CLOTHIERS INC COM STK	3,868.29	4,556.71	688.42	
08-13-09	09-03-09	200	NBTY INC COM	7,371.84	7,229.91	-141.93	
08-11-09	09-03-09	100	NBTY INC COM	3,652.82	3,614.96	-37.86	
05-11-09	09-04-09	-200	COSTCO WHSL CORP NI W COM STK	10,994.84	9,200.84	-1,794.00	
06-15-09	09-04-09	-200	COSTCO WHSL CORP NI W COM STK	10,994.84	9,213.00	-1,781.84	
04-16-09	09-04-09	-200	GARMIN LTD COM STK	6,529.40	4,394.81	-2,134.59	
12-16-08	09-04-09	200	CHARMING SHOPPTS INC COM STK	330.32	986.85	656.53	
08-07-09	09-04-09	300	JOS A BANK CLOTHIERS INC COM STK	11,604.87	14,069.03	2,464.16	
08-10-09	09-04-09	100	JOS A BANK CLOTHIERS INC COM STK	3,863.67	4,689.68	826.01	
08-07-09	09-04-09	100	NBTY INC COM	3,645.97	3,735.36	89.39	
06-15-09	09-08-09	-200	COSTCO WHSL CORP NI W COM STK	11,370.82	9,213.00	-2,157.82	
06-26-09	09-08-09	-200	COSTCO WHSL CORP NI W COM STK	11,370.82	9,222.76	-2,148.06	
07-02-09	09-08-09	-100	SAFARI FORCE COM INC COM STK	5,360.16	3,801.15	-1,559.01	
03-30-09	09-08-09	-100	CINTAS CORP COM STK	2,795.32	2,431.69	-363.63	
04-16-09	09-08-09	-200	GARMIN LTD COM STK	6,782.04	4,394.81	-2,387.23	
04-09-09	09-08-09	-100	HARLEY DAVIDSON INC COM STK	2,457.99	1,710.39	-747.60	
06-04-09	09-08-09	-100	HARLEY DAVIDSON INC COM STK	2,457.99	1,809.25	-648.74	

Please note Buckingham Capital Management does not render advice on tax matters to clients. This information is not intended as tax advice, and you should consult with your own advisors on such decision. This report may not contain all information necessary to make a tax decision, for example this report does not take into account adjustments due to wash sales.

Buckingham Capital Management  
**REALIZED GAINS AND LOSSES**  
*Leeds Family Foundation -- Retail*  
**038C92429**

*From 01-01-09 Through 12-31-09*

Open Date	Close Date	Quantity	Security	Cost Basis	Proceeds	Gain Or Loss	
						Short Term	Long Term
07-17-09	09-08-09	-100	HARLEY DAVIDSON INC COM STK	2,457.99	1,860.91	-597.08	
07-15-09	09-08-09	-100	JABOTS INC COM STK	717.69	415.92	-301.77	
07-23-09	09-08-09	-200	JABOTS INC COM STK	1,435.38	893.89	-541.49	
08-05-09	09-08-09	-200	JABOTS INC COM STK	1,435.38	1,168.91	-266.48	
08-28-09	09-08-09	-1,900	SPDR S&P RETAIL FTI	61,794.65	61,657.59	-137.06	
03-26-09	09-08-09	300	CHARMING SHOPPES INC COM STK	481.02	1,533.37	1,052.35	
03-26-09	09-08-09	100	CHARMING SHOPPES INC COM STK	157.50	511.13	353.63	
08-10-09	09-08-09	400	JOS A BANK CLOTHIERS INC COM STK	15,454.68	18,450.88	2,996.20	
08-07-09	09-08-09	100	NBY INC COM	3,645.97	3,728.22	82.25	
11-24-08	09-09-09	-100	COLUMBIA SPORTSWEAR CO COM STK	1,125.40	3,368.15	-757.25	
07-17-09	09-09-09	-100	STAPLES INC COM STK	2,241.02	2,038.45	-202.57	
08-17-09	09-09-09	-200	STAPLES INC COM STK	4,482.04	4,221.71	-260.33	
08-17-09	09-09-09	-100	STAPLES INC COM STK	2,241.02	2,111.47	-129.55	
08-19-09	09-09-09	-100	STAPLES INC COM STK	2,241.02	2,151.94	-89.08	
08-11-09	09-09-09	-100	STAPLES INC COM STK	2,241.02	2,207.80	-33.22	
08-07-09	09-09-09	-200	STAPLES INC COM STK	4,482.04	4,428.60	-53.44	
08-21-09	09-09-09	-200	STAPLES INC COM STK	4,482.04	4,475.88	-6.16	
08-07-09	09-09-09	-100	STAPLES INC COM STK	2,241.02	2,294.21	53.19	
08-28-09	09-09-09	-100	TRACTOR SUPPLY CO COM STK	4,719.00	4,680.57	-38.43	
08-06-09	09-09-09	-100	TRACTOR SUPPLY CO COM STK	4,719.00	4,688.32	-30.69	
08-06-09	09-09-09	-100	TRACTOR SUPPLY CO COM STK	4,721.17	4,688.32	-32.86	
08-04-09	09-09-09	-100	TRACTOR SUPPLY CO COM STK	4,721.17	4,735.15	13.98	
08-04-09	09-09-09	-300	TRACTOR SUPPLY CO COM STK	14,163.51	14,261.33	97.82	
08-26-09	09-09-09	-1,600	SPDR S&P RETAIL FTI	52,404.48	51,441.87	-962.61	
08-19-09	09-09-09	-900	SPDR S&P RETAIL FTI	29,477.52	27,859.59	-1,617.93	
08-17-09	09-09-09	-1,800	SPDR S&P RETAIL FTI	58,955.04	54,324.58	-4,630.46	
08-11-09	09-09-09	-500	SPDR S&P RETAIL FTI	16,376.40	15,745.59	-630.81	

Please note: Buckingham Capital Management does not render advice on tax matters to clients. This information is not intended as tax advice, and you should consult with your own advisors on such decision. This report may not contain all information necessary to make a tax decision, for example this report does not take into account adjustments due to wash sales.

Buckingham Capital Management  
**REALIZED GAINS AND LOSSES**

*Leeds Family Foundation -- Retail*

**038C92429**

From 01-01-09 Through 12-31-09

Open Date	Close Date	Quantity	Security	Cost Basis	Proceeds	Gain Or Loss	
						Short Term	Long Term
08-27-09	09-09-09	-1,800	SPDR S&P RETAIL ETF	59,602.68	58,147.86	-1,454.82	
08-26-09	09-09-09	-100	SPDR S&P RETAIL ETF	3,311.26	3,215.12	-96.14	
08-11-09	09-10-09	-1,300	SPDR S&P RETAIL ETF	43,100.33	40,938.55	-2,161.78	
08-10-09	09-10-09	-1,800	SPDR S&P RETAIL ETF	59,677.38	57,697.87	-1,979.51	
07-30-09	09-10-09	-600	SPDR S&P RETAIL ETF	19,892.46	18,301.33	-1,591.13	
03-26-09	09-10-09	100	CHARMING SHOPPES INC COM STK	157.50	520.22	362.72	
08-10-09	09-10-09	200	JOS A BANK CLOTHIERS INC COM STK	7,727.34	9,330.98	1,603.64	
12-16-08	09-10-09	100	WARNACO GROUP INC COM STK	1,725.27	4,133.29	2,408.02	
11-24-08	09-11-09	-100	COLUMBIA SPORTSWEAR CO COM STK	4,065.05	3,374.52	-690.53	
06-22-09	09-11-09	-200	ESTEE LAUDER COMPANIES INC CL A COM STK	6,921.48	6,155.44	-766.04	
04-16-09	09-11-09	-200	GARMIN LTD COM STK	7,444.24	4,394.81	-3,049.43	
04-17-09	09-11-09	-200	GARMIN LTD COM STK	7,444.24	4,403.30	-3,040.94	
07-07-09	09-11-09	-100	MARRIOTT INTERNATIONAL INC	2,468.68	1,976.39	-492.29	
06-22-09	09-11-09	-200	NIKE INC CL B COM STK	11,030.98	11,115.11	84.13	
03-18-09	09-11-09	-1,300	SPDR S&P RETAIL ETF	43,127.24	28,054.10	-15,073.14	
04-01-09	09-11-09	-1,100	SPDR S&P RETAIL ETF	36,492.28	24,934.00	-11,558.28	
03-30-09	09-11-09	-400	SPDR S&P RETAIL ETF	13,269.92	9,091.95	-4,177.97	
04-29-09	09-11-09	100	BIG LOTS INC COM STK	2,676.64	2,573.12	-103.52	
03-26-09	09-11-09	100	CHARMING SHOPPES INC COM STK	157.50	530.69	373.19	
08-10-09	09-11-09	100	JOS A BANK CLOTHIERS INC COM STK	3,863.67	4,595.32	731.65	
08-19-09	09-11-09	100	JOS A BANK CLOTHIERS INC COM STK	3,861.78	4,595.32	733.54	
12-16-08	09-11-09	200	WARNACO GROUP INC COM STK	3,450.54	8,265.30	4,814.76	
04-13-09	09-14-09	-7	CALL - LI 100@7 1/2 EXP 09/19/2009	748.98	748.98	0.00	
01-07-09	09-14-09	-100	COLUMBIA SPORTSWEAR CO COM STK	4,162.62	3,432.43	-730.19	
06-22-09	09-14-09	-100	ESTEE LAUDER COMPANIES INC CL A COM STK	3,464.78	3,078.42	-386.36	
06-22-09	09-14-09	-300	ESTEE LAUDER COMPANIES INC CL A COM STK	10,394.34	9,251.34	-1,143.00	
09-10-09	09-14-09	-200	GAMI STOP CORP NEW CL A COM STK	5,033.28	4,968.87	-64.41	

Please note Buckingham Capital Management does not render advice on tax matters to clients. This information is not intended as tax advice, and you should consult with your own advisors on such decision. This report may not contain all information necessary to make a tax decision, for example this report does not take into account adjustments due to wash sales.

Buckingham Capital Management  
**REALIZED GAINS AND LOSSES**  
*Leeds Family Foundation -- Retail*  
**038C92429**  
*From 01-01-09 Through 12-31-09*

Open Date	Close Date	Quantity	Security	Cost Basis	Proceeds	Gain Or Loss	
						Short Term	Long Term
07-07-09	09-14-09	-200	MARRIOTT INTERNATIONAL INC	4 939 94	3,952 78	-987 16	
07-22-09	09-14-09	100	AARON'S INC COM STK	2,759 02	2,629 80	-129 22	
03-23-09	09-14-09	100	AARON'S INC COM STK	2 373 97	2,629 80	255 83	
12-12-08	09-14-09	400	CHARMING SHOPPES INC COM STK	619 24	1,975 82	1,356 58	
08-19-09	09-14-09	200	JOS A BANK CLOTHIERS INC COM STK	7 723 56	9 111 12	1,387 56	
08-19-09	09-14-09	100	JOS A BANK CLOTHIERS INC COM STK	3 861 15	4 555 56	694 41	
07-27-09	09-14-09	100	LAS VEGAS SANDS CORP COM STK	1 143 45	854 97	-288 48	
07-08-09	09-14-09	200	LAS VEGAS SANDS CORP COM STK	1 312 40	1,709 95	397 55	
03-19-09	09-14-09	400	LAS VEGAS SANDS CORP COM STK	1,017 92	3,419 90	2,401 98	
06-04-09	09-15-09	-7	CALL - LI 100 @ 10 EXP 09/19/2009	1 308 96	1,308 96	0 00	
03-06-09	09-15-09	-100	BARNES & NOBLE INC COM STK	2,160 48	1,529 01	-631 47	
11-14-08	09-15-09	-100	BARNES & NOBLE INC COM STK	2,160 48	1,582 93	-577 55	
11-18-08	09-15-09	-100	COLUMBIA SPORTSWEAR CO COM STK	4,198 57	3,501 74	-696 83	
06-26-09	09-15-09	-100	COSTCO WHSE CORP NEW COM STK	5 660 82	4,617 10	-1,043 72	
08-03-09	09-15-09	-100	DSW INC CL A COM STK	1,543 87	1,250 42	-293 46	
07-07-09	09-15-09	-6	MARRIOTT INTERNATIONAL INC	152 00	118 58	-33 42	
07-13-09	09-15-09	-294	MARRIOTT INTERNATIONAL INC	7 448 20	5,880 52	-1,567 68	
07-30-09	09-15-09	-300	SPDR S&P REITAIL ETF	10 055 43	9,150 66	-904 77	
07-23-09	09-15-09	-100	SPDR S&P REITAIL ETF	3 351 81	2,982 26	-369 55	
07-23-09	09-15-09	-2 000	SPDR S&P REITAIL ETF	67,036 20	60,701 83	-6,334 37	
07-13-09	09-15-09	-1 600	SPDR S&P REITAIL ETF	53 628 96	42,121 63	-11,507 33	
07-09-09	09-15-09	-500	SPDR S&P REITAIL ETF	16,759 05	13 302 15	-3,456 90	
07-08-09	09-15-09	-2 000	SPDR S&P REITAIL ETF	67 036 20	52,309 85	-14,726 35	
08-17-09	09-15-09	-300	YUM BRANDS INC	10 107 54	10,303 59	196 05	
08-17-09	09-15-09	-200	YUM BRANDS INC	6 738 36	6,875 76	137 40	
08-17-09	09-15-09	-400	YUM BRANDS INC	13 476 72	13,779 52	302 80	
03-23-09	09-15-09	300	AARON'S INC COM STK	7 121 91	7,821 33	699 42	
04-17-09	09-15-09	100	AMERICAN APPAREL INCCORP COM STK	434 66	373 53	-61 13	

Please note Buckingham Capital Management does not render advice on tax matters to clients. This information is not intended as tax advice, and you should consult with your own advisors on such decision. This report may not contain all information necessary to make a tax decision, for example this report does not take into account adjustments due to wash sales.

Buckingham Capital Management  
**REALIZED GAINS AND LOSSES**  
*Leeds Family Foundation -- Retail*  
**038C92429**

From 01-01-09 Through 12-31-09

Open Date	Close Date	Quantity	Security	Cost Basis	Proceeds	Gain Or Loss	
						Short Term	Long Term
04-16-09	09-15-09	200	AMERICAN APPAREL INCCORP COM STK	856 86	747 06	-109 80	
12-12-08	09-15-09	100	CHARMING SHOPPES INC COM STK	154 81	478 97	324 16	
12-15-08	09-15-09	200	CHARMING SHOPPES INC COM STK	301 16	957 93	656 77	
08-13-09	09-15-09	200	JOS A BANK CLOTHIERS INC COM STK	7,715 90	9,259 66	1,543 76	
03-19-09	09-15-09	100	LAS VEGAS SANDS CORP COM STK	254 48	1,184 99	930 51	
03-18-09	09-15-09	600	LAS VEGAS SANDS CORP COM STK	1 433 28	7,109 97	5,676 69	
07-09-09	09-16-09	-400	BJS WHSL CLUB INC COM STK	14,822 84	12,765 23	-2,057 61	
07-20-09	09-16-09	-500	BJS WHSL CLUB INC COM STK	18 528 55	16,666 22	-1,862 33	
11-14-08	09-16-09	-400	BARNES & NOBLE INC COM STK	8 853 68	6 331 72	-2,521 96	
01-06-09	09-16-09	-100	COLUMBIA SPORTSWEAR CO COM STK	4 248 58	3,561 82	-686 76	
06-26-09	09-16-09	-100	COSTCO WHSEL CORP NI W COM STK	5,734 20	4,617 10	-1,117 10	
05-12-09	09-16-09	-200	COSTCO WHSEL CORP NI W COM STK	11 468 40	9,297 52	-2,170 88	
07-02-09	09-16-09	-100	SALISFORCE COM INC COM STK	5 691 56	3,801 15	-1,890 41	
07-08-09	09-16-09	-200	DILLARDS INC CL A COM STK	2,834 16	1,596 74	-1,237 43	
08-17-09	09-16-09	-100	DICK'S SPORTING GOODS COM	2,315 44	1,948 76	-366 68	
08-04-09	09-16-09	-300	DICK'S SPORTING GOODS COM	6,946 32	5,999 42	-946 90	
08-03-09	09-16-09	-100	DSW INC CL A COM STK	1,603 30	1,250 42	-352 89	
07-28-09	09-16-09	-400	DSW INC CL A COM STK	6 413 20	5,095 86	-1,317 34	
02-09-09	09-16-09	-200	FORTUNE BRANDS INC COM	8 929 80	6,624 14	-2,305 66	
04-17-09	09-16-09	-100	GARMIN LTD COM STK	3 731 70	2,201 65	-1,530 05	
07-08-09	09-16-09	-200	GARMIN LTD COM STK	7 463 40	4,490 86	-2,972 54	
07-13-09	09-16-09	-200	GARMIN LTD COM STK	7,463 40	4,509 26	-2,954 14	
07-17-09	09-16-09	-300	HARLEY DAVIDSON INC COM STK	7,521 45	5,582 73	-1,938 72	
04-17-09	09-16-09	-100	HARLEY DAVIDSON INC COM STK	2 507 15	1,874 55	-632 60	

Please note Buckingham Capital Management does not render advice on tax matters to clients. This information is not intended as tax advice, and you should consult with your own advisors on such decision. This report may not contain all information necessary to make a tax decision, for example this report does not take into account adjustments due to wash sales.

Buckingham Capital Management  
**REALIZED GAINS AND LOSSES**  
*Leeds Family Foundation -- Retail*  
**038C92429**

*From 01-01-09 Through 12-31-09*

Open Date	Close Date	Quantity	Security	Cost Basis	Proceeds	Gain Or Loss	
						Short Term	Long Term
06-08-09	09-16-09	-100	HDI XX LABS INC COM STK	5,355.21	4,437.32	-917.90	
07-13-09	09-16-09	-6	MARRIOTT INTERNATIONAL INC	157.40	120.01	-37.39	
07-02-09	09-16-09	-294	MARRIOTT INTERNATIONAL INC	7,712.68	6,014.04	-1,698.64	
05-06-09	09-16-09	-300	MOHAWK INDS INC COM STK	15,917.13	14,855.08	-1,062.06	
04-20-09	09-16-09	-100	PAIFERSON CO	2,720.58	2,063.92	-656.67	
07-13-09	09-16-09	-100	PAIFERSON CO	2,720.58	2,084.14	-636.45	
07-13-09	09-16-09	-200	POI ARIS INDS INC COM STK	8,388.76	6,242.49	-2,146.27	
07-30-09	09-16-09	-100	MADDEN STEVEN LTD COM STK	3,603.86	3,333.91	-269.95	
07-30-09	09-16-09	-100	MADDEN STEVEN LTD COM STK	3,603.86	3,369.39	-234.47	
07-09-09	09-16-09	-100	WOIVIRINE WORLD WIDE INC COM STK	2,701.96	2,127.88	-574.09	
07-16-09	09-16-09	-100	WOIVIRINE WORLD WIDE INC COM STK	2,701.96	2,269.03	-432.93	
07-21-09	09-16-09	-100	WOIVIRINE WORLD WIDE INC COM STK	2,701.96	2,278.78	-423.18	
06-08-09	09-16-09	-100	DLNTPLY INTL INC NEW COM STK	3,440.69	2,888.20	-552.50	
07-08-09	09-16-09	-3,700	SPDR S&P RETAIL ETF	125,509.55	96,773.23	-28,736.32	
01-29-09	09-16-09	100	AARON'S INC COM STK	2,337.67	2,605.73	268.06	
04-09-09	09-16-09	100	AMERICAN APPAREL INCCORP COM STK	377.06	374.39	-2.67	
12-15-08	09-16-09	100	CHARMING SHOPPES INC COM STK	150.58	494.39	343.81	
03-31-09	09-16-09	100	CHARMING SHOPPES INC COM STK	147.43	494.40	346.97	
08-13-09	09-16-09	100	JOS A BANK CLOTHIERS INC COM STK	3,842.37	4,653.41	811.04	
02-17-09	09-16-09	100	SKETCHERS USA INC CL A COM STK	711.62	1,880.62	1,169.00	
02-11-09	09-16-09	100	SKETCHERS USA INC CL A COM STK	709.54	1,880.62	1,171.08	
01-06-09	09-17-09	-100	COLOMBIA SPORTSWEAR CO COM STK	4,215.94	3,561.82	-654.12	
02-12-09	09-17-09	100	AARON'S INC COM STK	2,303.87	2,643.93	340.06	
02-03-09	09-17-09	100	AARON'S INC COM STK	2,302.04	2,643.93	341.89	
03-31-09	09-17-09	100	CHARMING SHOPPES INC COM STK	147.43	480.10	332.67	

Please note: Buckingham Capital Management does not render advice on tax matters to clients. This information is not intended as tax advice, and you should consult with your own advisors on such decision. This report may not contain all information necessary to make a tax decision, for example this report does not take into account adjustments due to wash sales.



Buckingham Capital Management  
**REALIZED GAINS AND LOSSES**

*Leeds Family Foundation -- Retail*  
**038C92429**

*From 01-01-09 Through 12-31-09*

Open Date	Close Date	Quantity	Security	Cost Basis	Proceeds	Gain Or Loss	
						Short Term	Long Term
08-13-09	09-17-09	100	JOS A BANK CLOTHIERS INC COM STK	3,842.37	4,674.73	832.36	
02-20-09	09-17-09	100	SKI CHIFRS USA INC CI A COM STK	703.86	1,863.34	1,159.48	
12-16-08	09-17-09	600	WARNACO GROUP INC COM STK	10,351.62	26,337.22	15,985.60	
04-13-09	09-18-09	-7	CALI - TUA 100 @ 25 EXP 09/19/2009	3,247.86	556.48	-2,691.38	
06-04-09	09-18-09	-7	CALI - T H 100 @ 11 EXP 09/19/2009	1,116.47	1,116.47	0.00	
04-13-09	09-18-09	-6	CALI - PSS 100 @ 15 EXP 09/19/2009	2,099.22	563.98	-1,535.24	
04-02-09	09-18-09	-7	CALI - PSS 100 @ 15 EXP 09/19/2009	2,449.09	695.65	-1,753.44	
04-06-09	09-18-09	-7	CALI - QUK 100 @ 80 EXP 09/19/2009	217.00	2,294.37	2,077.37	
08-07-09	09-18-09	-7	CALI - WRC 100 @ 40 EXP 09/19/2009	3,047.10	1,399.96	-1,647.14	
08-26-09	09-18-09	-200	DSW INC CI A COM STK	3,292.88	3,007.42	-285.46	
02-03-09	09-18-09	100	AARON'S INC COM STK	2,302.04	2,718.35	416.31	
03-09-09	09-18-09	100	AARON'S INC COM STK	2,301.08	2,718.35	417.27	
04-09-09	09-18-09	200	AMERICAN APPAREL INC CORP COM STK	754.12	756.76	2.64	
04-08-09	09-18-09	100	AMERICAN APPAREL INC CORP COM STK	359.69	378.38	18.69	
03-13-09	09-18-09	100	CHARMING SHOPPES INC COM STK	99.98	475.52	375.54	
03-12-09	09-18-09	300	CHARMING SHOPPES INC COM STK	253.17	1,426.55	1,173.38	
04-23-09	09-18-09	100	IMAX CORP CAD COM (USD)	634.21	900.23	266.02	
04-27-09	09-18-09	500	IMAX CORP CAD COM (USD)	3,098.50	4,501.13	1,402.63	
08-13-09	09-18-09	100	JOS A BANK CLOTHIERS INC COM STK	3,842.37	4,763.24	920.87	
08-13-09	09-18-09	100	KINNFH COLF PRODUCTIONS INC CI A	1,028.08	1,117.01	88.93	
03-18-09	09-18-09	700	LAS VEGAS SANDS CORP COM STK	1,672.16	8,802.24	7,130.08	
05-01-09	09-18-09	-7	PUI - ALV 100 @ 17 EXP 09/19/2009	0.00	766.47	766.47	
06-17-09	09-21-09	-100	COSTCO WHSE CORP NW COM STK	5,848.99	4,687.02	-1,161.97	
08-17-09	09-21-09	-100	COSTCO WHSE CORP NW COM STK	5,848.99	4,809.78	-1,039.21	

Please note Buckingham Capital Management does not render advice on tax matters to clients. This information is not intended as tax advice, and you should consult with your own advisors on such decision. This report may not contain all information necessary to make a tax decision, for example this report does not take into account adjustments due to wash sales.

Buckingham Capital Management  
**REALIZED GAINS AND LOSSES**  
*Leeds Family Foundation -- Retail*  
**038C92429**  
*From 01-01-09 Through 12-31-09*

Open Date	Close Date	Quantity	Security	Cost Basis	Proceeds	Gain Or Loss	
						Short Term	Long Term
05-20-09	09-21-09	-400	COSTCO WHSL CORP NF-W COM STK	23,395.96	19,508.57	-3,887.39	
03-12-09	09-21-09	400	CHARMING SHOPPES INC COM STK	337.56	1,999.50	1,661.94	
09-15-09	09-21-09	300	CARMAX INC STK	5,655.15	5,709.30	54.15	
09-15-09	09-21-09	400	CARMAX INC STK	7,526.64	7,612.40	85.76	
09-01-09	09-21-09	100	ULTA SALON COSMETICS & FRAGRANCE	1,206.15	1,582.31	376.16	
08-28-09	09-21-09	100	ULTA SALON COSMETICS & FRAGRANCE	1,194.00	1,582.32	388.32	
07-02-09	09-22-09	-6	MARRIOTT INTERNATIONAL INC	165.68	122.74	-42.94	
05-13-09	09-22-09	-3	MARRIOTT INTERNATIONAL INC	82.84	62.99	-19.85	
05-13-09	09-22-09	-291	MARRIOTT INTERNATIONAL INC	8,035.47	6,209.83	-1,825.64	
06-22-09	09-22-09	-400	NIKE INC CL B COM STK	23,571.76	22,230.23	-1,341.53	
06-22-09	09-22-09	-100	NIKE INC CL B COM STK	5,926.00	5,557.56	-368.44	
09-21-09	09-23-09	-150	AUTOZONE INC COM STK	22,025.93	23,038.38	1,012.45	
03-12-09	09-23-09	200	CHARMING SHOPPES INC COM STK	168.78	1,023.33	854.55	
08-13-09	09-23-09	300	KENNETH COLE PRODUCTIONS INC CL A	2,709.00	3,307.83	598.83	
09-03-09	09-24-09	100	AFROPOSTALE COM STK	3,958.01	4,282.85	324.84	
06-16-09	09-24-09	100	AFROPOSTALE COM STK	3,473.33	4,282.84	809.51	
06-16-09	09-24-09	100	AFROPOSTALE COM STK	3,473.33	4,281.24	807.91	
06-12-09	09-24-09	100	AFROPOSTALE COM STK	3,471.92	4,281.23	809.31	
04-29-09	09-24-09	100	BIG LOTS INC STK	2,676.64	2,353.37	-323.27	
04-22-09	09-24-09	100	BIG LOTS INC STK	2,647.93	2,353.37	-294.56	
05-07-09	09-24-09	100	BIG LOTS INC STK	2,608.21	2,353.37	-254.84	
04-16-09	09-24-09	100	BIG LOTS INC STK	2,507.61	2,353.36	-154.25	
03-12-09	09-24-09	400	CHARMING SHOPPES INC COM STK	337.56	1,972.90	1,635.34	
07-27-09	09-24-09	200	FRTW GROUP INC	5,700.22	7,037.75	1,337.53	
07-30-09	09-24-09	100	FRTW GROUP INC	2,848.46	3,518.88	670.42	

Please note Buckingham Capital Management does not render advice on tax matters to clients. This information is not intended as tax advice, and you should consult with your own advisors on such decision. This report may not contain all information necessary to make a tax decision, for example this report does not take into account adjustments due to wash sales.

Buckingham Capital Management  
**REALIZED GAINS AND LOSSES**

**Leeds Family Foundation -- Retail**  
**038C92429**

From 01-01-09 Through 12-31-09

Open Date	Close Date	Quantity	Security	Cost Basis	Proceeds	Gain Or Loss	
						Short Term	Long Term
08-13-09	09-24-09	200	JOS A BANK CLOTHIERS INC COM STK	7 625 90	9 071 95	1,446 05	
08-20-09	09-24-09	100	JOS A BANK CLOTHIERS INC COM STK	3 810 87	4,535 97	725 10	
08-13-09	09-24-09	200	KENNETH COLE PRODUCTIONS INC CL A COM STK	1,806 00	2,072 22	266 22	
08-28-09	09-24-09	400	CARMAX INC COM STK	6 973 84	7,936 64	962 80	
08-27-09	09-24-09	400	CARMAX INC COM STK	6,864 04	7,936 63	1,072 59	
02-20-09	09-24-09	200	SKITCHERS U.S.A INC CL A COM STK	1 407 72	3,479 59	2,071 87	
08-28-09	09-24-09	100	ULJA SALON COSMETICS & FRAGRANCE	1,194 00	1,526 73	332 73	
07-06-09	09-25-09	-100	ADIDAS AG	5 317 45	3,662 85	-1,654 60	
01-06-09	09-25-09	-100	COLUMBIA SPORTSWEAR CO COM STK	4,152 52	3,561 82	-590 70	
08-03-09	09-25-09	-200	NIKE INC CL B COM STK	11 792 08	11 330 66	-461 42	
08-04-09	09-25-09	-300	NIKE INC CL B COM STK	17 818 38	17 038 69	-779 69	
07-31-09	09-25-09	-100	NIKE INC CL B COM STK	5,939 46	5 684 98	-254 48	
06-30-09	09-25-09	-100	TIM HORTONS INC COM STK	2 739 96	2 469 58	-270 38	
06-12-09	09-25-09	100	AIROPOSTALE COM STK	3 471 92	4,328 51	856 59	
06-16-09	09-25-09	300	AIROPOSTALE COM STK	10 405 32	12,985 52	2,580 20	
03-12-09	09-25-09	200	CHARMING SHOPPES INC COM STK	168 78	974 57	805 79	
07-07-09	09-25-09	100	COACH INC COM STK	2,447 55	3,156 47	708 92	
09-16-09	09-25-09	100	DECKERS OUTDOOR CORP COM STK	7,679 51	8,352 32	672 81	
09-16-09	09-25-09	200	BRINKER INTL INC COM STK	3,279 86	3,118 98	-160 88	
09-15-09	09-25-09	400	BRINKER INTL INC COM STK	6 370 92	6,237 95	-132 97	
05-26-09	09-25-09	300	FINISH LINE INC CL A COM STK	2,076 12	3,071 29	995 17	
05-26-09	09-25-09	100	FINISH LINE INC CL A COM STK	692 04	1,037 59	345 55	
02-17-09	09-25-09	100	GYMBORIE CORP COM STK	2 494 72	4,859 35	2,364 63	
12-03-08	09-25-09	200	GYMBORIE CORP COM STK	4 856 18	9 718 71	4,862 53	
08-20-09	09-25-09	100	HIGREGG INC	1 762 65	1 616 76	-145 89	
07-20-09	09-25-09	100	HIGREGG INC	1 650 00	1,616 75	-33 25	
07-28-09	09-25-09	100	TCR-FW GROUP INC	2,825 60	3,511 12	685 52	

Please note Buckingham Capital Management does not render advice on tax matters to clients. This information is not intended as tax advice, and you should consult with your own advisors on such decision. This report may not contain all information necessary to make a tax decision, for example this report does not take into account adjustments due to wash sales.

Buckingham Capital Management  
**REALIZED GAINS AND LOSSES**  
*Leeds Family Foundation – Retail*  
**038C92429**  
*From 01-01-09 Through 12-31-09*

Open Date	Close Date	Quantity	Security	Cost Basis	Proceeds	Gain Or Loss	
						Short Term	Long Term
08-17-09	09-25-09	100	FCREW GROUP INC	2,819.02	3,511.11	692.09	
08-20-09	09-25-09	200	IOSA BANK CLOFFHILERS INC COM STK	7,621.74	8,873.91	1,252.17	
02-25-09	09-25-09	100	SKETCHERS USA INC CL A COM STK	703.01	1,675.77	972.76	
02-18-09	09-25-09	200	SKETCHERS USA INC CL A COM STK	1,403.06	3,351.53	1,948.47	
09-21-09	09-25-09	400	TARGET CORP STK	19,629.04	18,540.24	-1,088.80	
09-22-09	09-25-09	100	TARGET CORP STK	4,863.72	4,635.06	-228.66	
09-16-09	09-25-09	300	TARGET CORP STK	14,526.87	13,905.18	-621.69	
09-16-09	09-25-09	400	TARGET CORP STK	19,221.40	18,540.24	-681.16	
09-16-09	09-25-09	400	TARGET CORP STK	19,187.76	18,540.24	-647.52	
09-10-09	09-25-09	100	TARGET CORP STK	4,794.17	4,635.06	-159.11	
09-11-09	09-25-09	100	TARGET CORP STK	4,793.22	4,635.06	-158.16	
09-14-09	09-25-09	400	TARGET CORP STK	19,130.32	18,540.25	-590.07	
08-28-09	09-25-09	500	TARGET CORP STK	23,740.25	23,175.31	-564.94	
09-15-09	09-25-09	200	TARGET CORP STK	9,494.18	9,270.12	-224.06	
08-28-09	09-25-09	100	ULTA SALON COSMETICS & FRAGRANCE	1,192.00	1,552.27	360.27	
08-28-09	09-25-09	200	ULTA SALON COSMETICS & FRAGRANCE	2,383.00	3,104.54	721.54	
06-22-09	09-28-09	-100	ESTEE LAUDER COMPANIES INC CL A COM STK	3,677.02	3,083.78	-593.24	
06-24-09	09-28-09	-100	ESTEE LAUDER COMPANIES INC CL A COM STK	3,677.02	3,240.58	-436.44	
07-02-09	09-28-09	-200	ESTEE LAUDER COMPANIES INC CL A COM STK	7,354.04	6,493.39	-860.65	
04-24-09	09-28-09	-100	HARVEY DAVIDSON INC COM STK	2,319.49	1,991.02	-328.47	
05-13-09	09-28-09	-200	MARRIOTT INTERNATIONAL INC	5,359.26	4,267.93	-1,091.33	
09-14-09	09-28-09	100	DECKERS OUTDOOR CORP COM STK	7,067.70	8,290.35	1,222.65	

Please note: Buckingham Capital Management does not render advice on tax matters to clients. This information is not intended as tax advice, and you should consult with your own advisors on such decision. This report may not contain all information necessary to make a tax decision, for example this report does not take into account adjustments due to wash sales.

Buckingham Capital Management  
**REALIZED GAINS AND LOSSES**  
*Leeds Family Foundation -- Retail*  
**038C92429**

*From 01-01-09 Through 12-31-09*

Open Date	Close Date	Quantity	Security	Cost Basis	Proceeds	Gain Or Loss	
						Short Term	Long Term
09-11-09	09-28-09	100	DECKERS OUTDOOR CORP COM STK	6,999 39	8,298 28	1,298 89	
09-16-09	09-28-09	100	DARDEN RESTAURANTS INC COM STK	3,627 36	3,603 56	-23 80	
08-11-09	09-28-09	100	JOS A BANK CLOTHIERS INC COM STK	3,798 31	4,449 75	651 44	
08-13-09	09-28-09	100	KENNETH COLE PRODUCTIONS INC CL A	903 00	1,060 42	157 42	
08-28-09	09-28-09	100	UL TA SALON COSMETICS & FRAGRANCE	1 191 50	1,603 74	412 24	
08-27-09	09-28-09	200	UL TA SALON COSMETICS & FRAGRANCE	2 365 84	3 207 47	841 63	
07-06-09	09-29-09	-100	ADIDAS AG	5 233 86	3 662 85	-1,571 01	
06-22-09	09-29-09	-500	ADIDAS AG	26,169 33	18,366 36	-7,802 97	
07-29-09	09-29-09	-100	COL UMBIA SPORTSWEAR CO COM STK	4 117 92	3 756 90	-361 02	
06-11-09	09-29-09	-100	CHT FRIENDS INC COM STK	2 729 01	2,300 64	-428 37	
06-12-09	09-29-09	-100	CHT FRIENDS INC COM STK	2,729 01	2,351 50	-377 51	
06-11-09	09-29-09	-100	CHT FRIENDS INC COM STK	2,729 01	2 365 86	-363 15	
06-16-09	09-29-09	-100	CHT FRIENDS INC COM STK	2,729 01	2,442 40	-286 61	
07-17-09	09-29-09	-100	ESTEE LAUDER COMPANIES INC CL A COM STK	3,691 90	3,308 06	-383 84	
07-24-09	09-29-09	-100	ESTEE LAUDER COMPANIES INC CL A COM STK	3 691 90	3,503 85	-188 05	
07-30-09	09-29-09	-100	ESTEE LAUDER COMPANIES INC CL A COM STK	3 691 90	3,677 00	-14 90	
08-07-09	09-29-09	-300	ESTEE LAUDER COMPANIES INC CL A COM STK	11,075 70	11,167 39	91 69	
04-24-09	09-29-09	-300	HARLEY DAVIDSON INC COM STK	6 952 89	5,973 05	-979 84	
05-13-09	09-29-09	-309	MARRIOTT INTERNATIONAL INC	8 468 02	6 593 95	-1,874 07	
05-13-09	09-29-09	-3	MARRIOTT INTERNATIONAL INC	82 21	64 70	-17 51	
06-16-09	09-29-09	-100	MARRIOTT INTERNATIONAL INC	2 740 46	2,219 01	-521 45	
07-13-09	09-29-09	-1	MARRIOTT INTERNATIONAL INC	27 40	22 74	-4 66	

Please note Buckingham Capital Management does not render advice on tax matters to clients. This information is not intended as tax advice, and you should consult with your own advisors on such decision. This report may not contain all information necessary to make a tax decision. For example this report does not take into account adjustments due to wash sales.

Buckingham Capital Management  
**REALIZED GAINS AND LOSSES**  
*Leeds Family Foundation -- Retail*  
**038C92429**  
*From 01-01-09 Through 12-31-09*

Open Date	Close Date	Quantity	Security	Cost Basis	Proceeds	Gain Or Loss	
						Short Term	Long Term
07-02-09	09-29-09	-1	MARRIOTT INTERNATIONAL INC	27 40	23 26	-4 14	
06-03-09	09-29-09	-100	MARRIOTT INTERNATIONAL INC	2 740 46	2,367 40	-373 06	
08-07-09	09-29-09	-400	MARRIOTT INTERNATIONAL INC	10,961 85	10,018 29	-943 56	
08-07-09	09-29-09	-200	MARRIOTT INTERNATIONAL INC	5 480 92	5,040 53	-440 39	
04-24-09	09-29-09	-200	MOVADO GROUP INC COM	2,904 52	1,728 69	-1,175 83	
08-05-09	09-29-09	-200	FABOTS INC COM STK	1 920 34	1,168 91	-751 44	
08-04-09	09-29-09	-400	FABOTS INC COM STK	3 840 68	2,489 73	-1,350 95	
08-04-09	09-29-09	-100	FABOTS INC COM STK	960 17	624 22	-335 95	
05-21-09	09-29-09	-500	WILLIAMS-SONOMA INC COM STK	10,054 80	5,760 25	-4,294 55	
05-21-09	09-29-09	-400	WILLIAMS-SONOMA INC COM STK	8,007 56	4,608 20	-3 399 36	
05-22-09	09-29-09	-300	WILLIAMS-SONOMA INC COM STK	6,074 61	3,470 49	-2,604 12	
05-22-09	09-29-09	-200	WILLIAMS-SONOMA INC COM STK	4 075 64	2,313 66	-1,761 98	
09-25-09	09-29-09	-2,800	SPDR S&P RETAIL ETF	96 247 48	93,923 86	-2,323 62	
09-24-09	09-29-09	-200	SPDR S&P RETAIL ETF	6 874 82	6,712 31	-162 51	
09-24-09	09-29-09	-700	SPDR S&P RETAIL ETF	24 061 87	23 493 08	-568 79	
03-12-09	09-29-09	100	CHARMING SHOPPES INC COM STK	84 39	493 03	408 64	
09-16-09	09-29-09	100	DARDEN RESTAURANTS INC COM STK	3 627 36	3,617 72	-9 64	
09-28-09	09-29-09	100	DARDEN RESTAURANTS INC COM STK	3 598 19	3,617 73	19 54	
08-13-09	09-29-09	100	KINNEFILL COFF PRODUCTIONS INC CL A	903 00	1,019 57	116 57	
06-22-09	09-30-09	-200	ADIDAS AG	10 616 53	7,346 55	-3,269 98	
07-02-09	09-30-09	-200	ADIDAS AG	10 616 52	7,507 36	-3,109 16	
06-29-09	09-30-09	-200	ADIDAS AG	10 616 53	7 666 36	-2,950 17	
07-01-09	09-30-09	-100	ADIDAS AG	5,308 26	3,833 87	-1,474 39	
05-22-09	09-30-09	-100	WILLIAMS-SONOMA INC COM STK	2,019 53	1,156 83	-862 70	
05-22-09	09-30-09	-300	WILLIAMS-SONOMA INC COM STK	6 058 59	3,473 34	-2,585 25	
05-13-09	09-30-09	-700	WILLIAMS-SONOMA INC COM STK	14 136 71	8,120 28	-6,016 43	
06-15-09	09-30-09	-200	WILLIAMS-SONOMA INC COM STK	4,039 06	2,422 48	-1,616 58	
09-24-09	09-30-09	-700	YUM BRANDS INC	23,873 36	22,944 07	-929 29	
09-24-09	09-30-09	-300	YUM BRANDS INC	10,231 44	9,860 83	-370 61	

Please note Buckingham Capital Management does not render advice on tax matters to clients. This information is not intended as tax advice, and you should consult with your own advisors on such decision. This report may not contain all information necessary to make a tax decision, for example this report does not take into account adjustments due to wash sales.

Buckingham Capital Management  
**REALIZED GAINS AND LOSSES**  
*Leeds Family Foundation -- Retail*  
**038C92429**  
*From 01-01-09 Through 12-31-09*

Open Date	Close Date	Quantity	Security	Cost Basis	Proceeds	Gain Or Loss	
						Short Term	Long Term
08-13-09	09-30-09	100	KENNETH COLE PRODUCTIONS INC CL A	903 00	1,014 87	111 87	
08-27-09	09-30-09	100	ULTA SALON COSMETICS & FRAGRANCE	1 182 92	1,637 54	454 62	
06-15-09	10-01-09	-500	WILLIAMS-SONOMA INC COM STK	10 196 90	6,056 19	-4,140 71	
05-19-08	10-01-09	-400	WILLIAMS-SONOMA INC COM STK	8 157 52	10,647 94	2,490 42	
02-04-08	10-01-09	-100	WILLIAMS-SONOMA INC COM STK	2,039 38	2,665 66	626 28	
12-18-07	10-01-09	-100	WILLIAMS-SONOMA INC COM STK	2,039 38	2,696 72	657 34	
04-30-08	10-01-09	-100	WILLIAMS-SONOMA INC COM STK	2 039 38	2,698 11	658 73	
04-29-08	10-01-09	-100	WILLIAMS-SONOMA INC COM STK	2 028 87	2 746 03	717 16	
12-06-07	10-01-09	-200	WILLIAMS-SONOMA INC COM STK	4 057 74	5,738 99	1,681 25	
07-07-09	10-01-09	300	COACH INC COM STK	7 342 65	9,648 59	2,305 94	
07-08-09	10-01-09	300	COACH INC COM STK	7,251 21	9,648 59	2,397 38	
07-20-09	10-01-09	100	FCR W GROUP INC	2,803 50	3,433 50	630 00	
07-21-09	10-01-09	100	FCR W GROUP INC	2 770 07	3,433 50	663 43	
07-23-09	10-01-09	200	FCR W GROUP INC	5 503 34	6 867 00	1,363 66	
08-13-09	10-01-09	100	KENNETH COLE PRODUCTIONS INC CL A	903 00	983 04	80 04	
09-29-09	10-01-09	500	TARGET CORP COM STK	23 898 90	23,039 80	-859 10	
09-15-09	10-01-09	100	TARGET CORP COM STK	4 747 09	4,607 96	-139 13	
08-27-09	10-01-09	100	ULTA SALON COSMETICS & FRAGRANCE	1 182 92	1,608 67	425 75	
03-12-09	10-02-09	300	CHARMING SHOPPES INC COM STK	253 17	1,405 46	1,152 29	
05-26-09	10-02-09	100	FINISH LINE INC CL A COM STK	692 04	976 95	284 91	
08-21-09	10-02-09	200	GAP INC COM STK	3,902 06	4,161 97	259 91	
10-27-08	10-02-09	100	GSI COMM INC COM STK	920 98	1 857 55	936 57	
07-23-09	10-02-09	100	FCR W GROUP INC	2,751 67	3,308 05	556 38	
08-13-09	10-02-09	400	KENNETH COLE PRODUCTIONS INC CL A	3 612 00	3,710 46	98 46	
12-05-08	10-02-09	100	LIMITED BRANDS INC COM STK	909 33	1,611 13	701 80	
09-29-09	10-02-09	200	PLISMARK INC COM STK	4 384 84	4,187 69	-197 15	

Please note Buckingham Capital Management does not render advice on tax matters to clients. This information is not intended as tax advice, and you should consult with your own advisors on such decision. This report may not contain all information necessary to make a tax decision, for example this report does not take into account adjustments due to wash sales.

Buckingham Capital Management  
**REALIZED GAINS AND LOSSES**  
*Leeds Family Foundation -- Retail*  
**038C92429**  
*From 01-01-09 Through 12-31-09*

Open Date	Close Date	Quantity	Security	Cost Basis	Proceeds	Gain Or Loss	
						Short Term	Long Term
09-22-09	10-02-09	500	PFISMARK INC COM STK	10,824.55	10,469.23	-355.32	
09-08-09	10-02-09	100	TARGET CORP COM STK	4,745.61	4,623.69	-121.92	
05-13-09	10-05-09	-400	STARWOOD HOTELS & RESORTS COM STK	12,159.24	8,043.19	-4,116.05	
07-07-09	10-05-09	-700	STARBUCKS CORP COM STK	14,026.25	9,162.90	-4,863.35	
08-04-09	10-05-09	-300	LALBOIS INC COM STK	2,713.56	1,872.67	-840.89	
09-17-09	10-05-09	400	ABERCROMBIE & FITCH CO CL A COM STK	13,668.20	12,164.77	-1,503.43	
09-22-09	10-05-09	100	ABERCROMBIE & FITCH CO CL A COM STK	3,372.86	3,041.19	-331.67	
09-18-09	10-05-09	100	ABERCROMBIE & FITCH CO CL A COM STK	3,351.88	3,041.19	-310.69	
09-21-09	10-05-09	800	ABERCROMBIE & FITCH CO CL A COM STK	26,606.96	24,329.53	-2,277.43	
09-29-09	10-05-09	700	ABERCROMBIE & FITCH CO CL A COM STK	23,187.50	21,288.34	-1,899.16	
08-13-09	10-05-09	400	KENNETH COLE PRODUCTIONS INC CL A	3,612.00	3,587.70	-24.30	
06-24-09	10-06-09	-400	ADIDAS AG	21,380.88	15,497.29	-5,883.59	
08-19-09	10-06-09	-200	DANAHER CORP COM STK	13,180.10	11,907.37	-1,272.73	
05-13-09	10-06-09	-100	STARWOOD HOTELS & RESORTS COM STK	3,213.79	2,010.80	-1,202.99	
05-13-09	10-06-09	-100	STARWOOD HOTELS & RESORTS COM STK	3,213.79	2,044.44	-1,169.35	
07-02-09	10-06-09	-100	STARWOOD HOTELS & RESORTS COM STK	3,213.79	2,099.09	-1,114.71	
10-01-09	10-06-09	-1,100	NIKE INC CL B COM STK	70,172.19	70,020.78	-151.41	
07-07-09	10-06-09	-100	STARBUCKS CORP COM STK	2,040.17	1,308.99	-731.18	
07-06-09	10-06-09	-400	STARBUCKS CORP COM STK	8,160.68	5,287.30	-2,873.38	
08-04-09	10-06-09	-400	LALBOIS INC COM STK	3,761.76	2,496.90	-1,264.87	
09-02-09	10-06-09	-400	WHOLE FOODS MKT INC COM STK	12,320.64	10,883.92	-1,436.72	
09-03-09	10-06-09	-100	WHOLE FOODS MKT INC COM STK	3,080.16	2,731.46	-348.70	
03-30-09	10-06-09	-1,800	SPDR S&P RETAIL ETF	62,084.70	40,913.76	-21,170.94	
04-20-09	10-06-09	-2,000	SPDR S&P RETAIL ETF	68,983.00	50,254.30	-18,728.70	
05-14-09	10-06-09	-400	SPDR S&P RETAIL ETF	13,796.60	10,227.97	-3,568.63	
05-13-09	10-06-09	-2,400	SPDR S&P RETAIL ETF	82,779.60	61,435.78	-21,343.82	
09-29-09	10-06-09	200	ABERCROMBIE & FITCH CO CL A COM STK	6,625.00	6,221.45	-403.55	

Please note: Buckingham Capital Management does not render advice on tax matters to clients. This information is not intended as tax advice, and you should consult with your own advisors on such decision. This report may not contain all information necessary to make a tax decision, for example this report does not take into account adjustments due to wash sales.



Buckingham Capital Management  
**REALIZED GAINS AND LOSSES**  
*Leeds Family Foundation -- Retail*  
**038C92429**  
*From 01-01-09 Through 12-31-09*

Open Date	Close Date	Quantity	Security	Cost Basis	Proceeds	Gain Or Loss	
						Short Term	Long Term
08-11-09	10-06-09	200	JOS A BANK CLOTHIERS INC COM STK	7,596.62	8,952.20	1,355.58	
09-11-09	10-06-09	200	ROYAL CARIBBEAN CRUISE LTD	4,372.06	4,786.06	414.00	
09-14-09	10-06-09	200	ROYAL CARIBBEAN CRUISE LTD	4,302.04	4,786.05	484.01	
09-03-09	10-07-09	-100	TALBOIS INC COM STK	1,022.06	637.91	-384.15	
08-07-09	10-07-09	-100	TALBOIS INC COM STK	1,022.06	641.47	-380.59	
03-12-09	10-07-09	200	CHARMING SHOPPES INC COM STK	168.78	1,042.19	873.41	
07-08-09	10-07-09	100	COACH INC COM STK	2,417.07	3,263.61	846.54	
09-16-09	10-07-09	200	DOMINOS PIZZA	1,827.32	1,643.03	-184.29	
09-15-09	10-07-09	100	DOMINOS PIZZA	873.42	821.52	-51.90	
09-15-09	10-07-09	100	DOMINOS PIZZA	873.42	823.47	-49.95	
09-15-09	10-07-09	200	DARDEN RESTAURANTS INC COM STK	7,000.80	6,560.41	-440.39	
10-05-09	10-07-09	200	BRINKER INTL INC COM STK	3,043.04	2,951.40	-91.64	
05-26-09	10-07-09	100	FINISH LINE INC CL A COM STK	687.50	1,007.24	319.74	
09-29-09	10-07-09	400	FOOT LOCKER INC COM STK	4,849.28	4,711.84	-137.44	
09-28-09	10-07-09	300	FOOT LOCKER INC COM STK	3,560.13	3,533.87	-26.26	
09-25-09	10-07-09	200	FOOT LOCKER INC COM STK	2,356.46	2,355.92	-0.54	
10-27-08	10-07-09	100	GSI COMM INC COM STK	920.98	1,968.56	1,047.58	
07-20-09	10-07-09	100	HIGRI GG INC	1,650.00	1,867.54	217.54	
07-22-09	10-07-09	100	JCRFW GROUP INC	2,720.00	3,608.78	888.78	
06-30-09	10-07-09	100	JCRFW GROUP INC	2,688.10	3,608.77	920.67	
08-11-09	10-07-09	100	JOS A BANK CLOTHIERS INC COM STK	3,798.31	4,456.86	658.55	
08-14-09	10-07-09	100	NBTY INC COM	3,644.46	4,033.91	389.45	
09-29-09	10-07-09	300	PHILIPS-VAN HEUSEN CORP COM STK	13,017.63	12,629.49	-388.14	
09-30-09	10-07-09	200	PHILIPS-VAN HEUSEN CORP COM STK	8,607.54	8,419.66	-187.88	
02-18-09	10-07-09	300	SKITCHERS USA INC CL A COM STK	2,104.59	5,417.74	3,313.15	
09-14-09	10-07-09	400	TIX COS INC NEW COM STK	11,710.88	15,272.25	561.37	
09-14-09	10-07-09	300	TIX COS INC NEW COM STK	11,033.04	11,454.18	421.14	

Please note: Buckingham Capital Management does not render advice on tax matters to clients. This information is not intended as tax advice, and you should consult with your own advisors on such decision. This report may not contain all information necessary to make a tax decision, for example this report does not take into account adjustments due to wash sales.

Buckingham Capital Management  
**REALIZED GAINS AND LOSSES**  
*Leeds Family Foundation -- Retail*  
**038C92429**

From 01-01-09 Through 12-31-09

Open Date	Close Date	Quantity	Security	Cost Basis	Proceeds	Gain Or Loss	
						Short Term	Long Term
08-28-09	10-07-09	100	ULIA SALON COSMETICS & FRAGRANCE	1,182.19	1,689.73	507.54	
08-28-09	10-07-09	100	ULIA SALON COSMETICS & FRAGRANCE	1,182.19	1,651.99	469.80	
08-27-09	10-07-09	200	ULIA SALON COSMETICS & FRAGRANCE	2,289.20	3,303.97	1,014.77	
08-27-09	10-07-09	100	ULIA SALON COSMETICS & FRAGRANCE	1,144.60	1,674.95	530.35	
09-29-09	10-07-09	100	WARNACO GROUP INC COM STK	4,441.49	4,397.81	-43.68	
10-08-09	10-08-09	-100	NEW ORIENTAL EDUCATION & TECHNOLOGY GROUP	8,227.66	8,123.66	-104.00	
09-29-09	10-08-09	200	ABERCROMBIE & FITCH CO CL A COM STK	6,625.00	6,940.42	315.42	
04-08-09	10-08-09	300	AMERICAN APPAREL INC CORP COM STK	1,079.07	879.15	-199.92	
04-02-09	10-08-09	100	CACHE INC COM STK	333.33	476.48	143.15	
03-12-09	10-08-09	100	CHARMING SHOPPES INC COM STK	84.39	514.99	430.60	
07-13-09	10-08-09	100	COACH INC COM STK	2,363.32	3,386.91	1,023.59	
07-10-09	10-08-09	100	COACH INC COM STK	2,358.25	3,386.91	1,028.66	
04-13-07	10-08-09	400	G-HI APPAREL GROUP LTD COM STK	7,600.00	7,067.45		-532.55
10-06-09	10-08-09	400	GAP INC COM STK	8,649.56	8,757.61	108.05	
08-21-09	10-08-09	300	GAP INC COM STK	5,853.09	6,568.21	715.12	
10-27-08	10-08-09	200	GSI COMM INC COM STK	1,841.96	4,056.09	2,214.13	
10-27-08	10-08-09	100	GSI COMM INC COM STK	920.98	2,000.97	1,079.99	
07-01-09	10-08-09	200	FCRIFW GROUP INC	5,324.40	7,405.93	2,081.53	
06-29-09	10-08-09	100	FCRIFW GROUP INC	2,649.94	3,702.96	1,053.02	
08-14-09	10-08-09	300	JOS A BANK CLOTHIERS INC COM STK	11,370.81	13,384.78	2,013.97	
10-06-09	10-08-09	100	KOHL'S CORP COM STK	5,657.51	5,977.81	320.30	
10-01-09	10-08-09	100	KOHL'S CORP COM STK	5,618.45	5,977.80	359.35	
12-05-08	10-08-09	200	LIMITED BRANDS INC COM STK	1,818.66	3,695.42	1,876.76	
08-18-09	10-08-09	100	NBLY INC COM	3,630.35	4,044.02	413.67	
08-17-09	10-08-09	100	NBLY INC COM	3,584.73	4,044.01	459.28	

Please note: Buckingham Capital Management does not render advice on tax matters to clients. This information is not intended as tax advice, and you should consult with your own advisors on such decision. This report may not contain all information necessary to make a tax decision, for example this report does not take into account adjustments due to wash sales.

Buckingham Capital Management  
**REALIZED GAINS AND LOSSES**  
*Leeds Family Foundation -- Retail*  
**038C92429**  
*From 01-01-09 Through 12-31-09*

Open Date	Close Date	Quantity	Security	Cost Basis	Proceeds	Gain Or Loss	
						Short Term	Long Term
10-07-09	10-08-09	300	CHILDREN'S PLACE RETAIL STORES COM STK	9,547.80	9,629.69	81.89	
08-21-09	10-08-09	100	CHILDREN'S PLACE RETAIL STORES COM STK	3,170.85	3,209.89	39.04	
08-21-09	10-08-09	200	CHILDREN'S PLACE RETAIL STORES COM STK	6,341.70	6,659.96	318.26	
10-07-09	10-08-09	500	CHILDREN'S PLACE RETAIL STORES COM STK	15,825.05	16,311.18	486.13	
07-30-09	10-08-09	100	CHILDREN'S PLACE RETAIL STORES COM STK	3,137.08	3,262.24	125.16	
07-24-09	10-08-09	100	CHILDREN'S PLACE RETAIL STORES COM STK	3,098.63	3,262.23	163.60	
07-24-09	10-08-09	100	CHILDREN'S PLACE RETAIL STORES COM STK	3,098.63	3,182.23	83.60	
10-06-09	10-08-09	500	CHILDREN'S PLACE RETAIL STORES COM STK	15,439.95	15,911.13	471.18	
07-23-09	10-08-09	100	CHILDREN'S PLACE RETAIL STORES COM STK	3,073.85	3,182.23	108.38	
07-23-09	10-08-09	100	CHILDREN'S PLACE RETAIL STORES COM STK	3,073.85	3,240.37	166.52	
06-05-09	10-08-09	100	CHILDREN'S PLACE RETAIL STORES COM STK	3,062.21	3,240.36	178.15	
06-08-09	10-08-09	200	CHILDREN'S PLACE RETAIL STORES COM STK	6,115.90	6,501.87	385.97	
07-20-09	10-08-09	100	CHILDREN'S PLACE RETAIL STORES COM STK	2,997.78	3,250.94	253.16	
10-05-09	10-08-09	400	CHILDREN'S PLACE RETAIL STORES COM STK	11,971.00	13,003.74	1,032.74	
10-01-09	10-08-09	100	PHILIPS-VAN HEUSEN CORP COM STK	4,269.13	4,271.21	2.08	
10-05-09	10-08-09	100	PHILIPS-VAN HEUSEN CORP COM STK	4,161.08	4,271.21	110.13	
09-02-09	10-08-09	100	PHILIPS-VAN HEUSEN CORP COM STK	3,769.32	4,271.21	501.89	
02-18-09	10-08-09	300	SKETCHERS U S A INC CL	2,104.59	5,737.35	3,632.76	

Please note: Buckingham Capital Management does not render advice on tax matters to clients. This information is not intended as tax advice, and you should consult with your own advisors on such decision. This report may not contain all information necessary to make a tax decision, for example this report does not take into account adjustments due to wash sales.

Buckingham Capital Management  
**REALIZED GAINS AND LOSSES**

*Leeds Family Foundation -- Retail*

**038C92429**

*From 01-01-09 Through 12-31-09*

Open Date	Close Date	Quantity	Security	Cost Basis	Proceeds	Gain Or Loss	
						Short Term	Long Term
12-05-08	10-09-09	100	LIMITED BRANDS INC COM STK	909 33	1,807 57	898 24	
10-05-09	10-09-09	100	CHILDREN'S PLACE RETAIL STORES COM STK	2 992 75	3,311 56	318 81	
10-05-09	10-09-09	100	CHILDREN'S PLACE RETAIL STORES COM STK	2,992 75	3,372 05	379 30	
08-17-09	10-12-09	-100	CHEESECAKE FACTORY INC COM STK	1,874 79	1,777 38	-97 41	
08-14-09	10-12-09	-400	CHEESECAKE FACTORY INC COM STK	7 499 16	7,384 48	-114 68	
09-24-09	10-12-09	-100	CHEESECAKE FACTORY INC COM STK	1 874 79	1,922 28	47 49	
04-24-09	10-12-09	-600	HARLEY DAVIDSON INC COM STK	14,436 00	11,946 11	-2,489 89	
07-24-09	10-12-09	-100	HARLEY DAVIDSON INC COM STK	2 406 00	2,165 00	-241 00	
04-30-09	10-12-09	-100	HARLEY DAVIDSON INC COM STK	2 406 00	2 199 24	-206 76	
07-30-09	10-12-09	-100	HARLEY DAVIDSON INC COM STK	2 406 00	2,232 42	-173 58	
03-12-09	10 12-09	200	CHARMING SHOPPES INC COM STK	168 78	1,057 99	889 21	
06-10-09	10-12-09	100	FCRI W GROUP INC	2 629 24	3,764 21	1,134 97	
02-20-09	10-12-09	200	SKETCHERS U S A INC CL A COM STK	1 399 20	3 988 55	2,589 35	
07-01-09	10-13-09	-200	SALSI ORCE COM INC COM STK	12 223 98	7,641 50	-4,582 48	
08-04-09	10-13-09	-100	DICK'S SPORTING GOODS COM	2 477 84	1 999 81	-478 03	
09-28-09	10-13-09	300	AMERICAN FLAGLE OUTLETTERS INC COM STK	5 147 94	5,677 14	529 20	
09-18-09	10-13-09	300	AMERICAN FLAGLE OUTLETTERS INC COM STK	5 067 96	5,677 14	609 18	
10-12-09	10-13-09	100	URBAN OUTFITTERS INC COM STK	3 152 69	3,111 88	-40 81	
10-08-09	10-13-09	300	URBAN OUTFITTERS INC COM STK	9 449 61	9,335 63	-113 98	
01-21-09	10-13-09	-13	PUI - QAA 100 @ 45 EXP 01/16,2010 APPLE	78 00	5,290 97	5,212 97	
08-12-09	10-14-09	-100	DICK'S SPORTING GOODS COM	2,512 49	2,045 89	-466 60	
08-24-09	10-14-09	-200	DICK'S SPORTING GOODS COM	5 024 98	4,457 28	-567 70	
08-20-09	10-14-09	-200	DICK'S SPORTING GOODS COM	5,024 98	4,487 14	-537 84	

Please note Buckingham Capital Management does not render advice on tax matters to clients. This information is not intended as tax advice, and you should consult with your own advisors on such decision. This report may not contain all information necessary to make a tax decision, for example this report does not take into account adjustments due to wash sales.

Buckingham Capital Management  
**REALIZED GAINS AND LOSSES**  
*Leeds Family Foundation -- Retail*  
**038C92429**

*From 01-01-09 Through 12-31-09*

Open Date	Close Date	Quantity	Security	Cost Basis	Proceeds	Gain Or Loss	
						Short Term	Long Term
08-20-09	10-14-09	-200	DICK'S SPORTING GOODS COM	5,024.98	4,534.02	-490.96	
04-14-09	10-14-09	-100	FORTUNE BRANDS INC COM	4,366.30	3,347.65	-1,018.65	
04-17-09	10-14-09	-100	FORTUNE BRANDS INC COM	4,366.30	3,426.67	-939.63	
07-02-09	10-14-09	-100	STARWOOD HOTELS & RESORTS COM STK	3,487.87	2,099.09	-1,388.79	
05-21-09	10-14-09	-200	STARWOOD HOTELS & RESORTS COM STK	6,975.74	4,250.97	-2,724.77	
06-16-09	10-14-09	-100	STARWOOD HOTELS & RESORTS COM STK	3,487.87	2,251.05	-1,236.82	
06-19-09	10-14-09	-200	STARWOOD HOTELS & RESORTS COM STK	6,975.74	4,539.20	-2,436.54	
10-07-09	10-14-09	-700	RETAIL HOLDERS TRUST	64,401.96	62,090.78	-2,311.18	
07-06-09	10-14-09	-300	STARBUCKS CORP COM STK	6,158.58	3,965.48	-2,193.10	
05-21-09	10-14-09	-100	UNDER ARMOUR INC CL A COM STK	2,990.74	2,091.56	-899.18	
05-15-09	10-14-09	-200	UNDER ARMOUR INC CL A COM STK	5,981.48	4,351.09	-1,630.39	
09-18-09	10-14-09	500	AMERICAN EAGLE OUTFITTERS INC COM STK	8,446.60	9,479.20	1,032.60	
09-15-09	10-14-09	500	AMERICAN EAGLE OUTFITTERS INC COM STK	8,139.75	9,479.20	1,339.45	
09-11-09	10-14-09	400	AMERICAN EAGLE OUTFITTERS INC COM STK	6,278.92	7,583.37	1,304.45	
08-07-09	10-14-09	300	AMERICAN EAGLE OUTFITTERS INC COM STK	4,657.65	5,687.52	1,029.87	
04-13-09	10-15-09	-7	CALIBIBI 100 @ 20 EXP 10/17/2009	2,731.96	605.48	-2,126.48	
07-02-09	10-15-09	-200	STARBUCKS CORP COM STK	4,080.04	2,690.99	-1,389.05	
10-15-09	10-15-09	400	AMERICAN EAGLE OUTFITTERS INC COM STK	7,729.84	7,687.52	-42.32	
10-14-09	10-15-09	200	AMERICAN GRIFFINGS CORP CL A COM STK	4,780.68	4,680.49	-100.19	
10-01-09	10-15-09	100	CITITRENDS INC COM STK	2,900.08	2,991.92	91.84	
04-13-07	10-15-09	12,500	G-HI APPAREL GROUP LTD COM STK	237,500.00	230,831.55		-6,668.45
10-08-09	10-15-09	100	GAME STOP CORP NEW CL A COM STK	2,704.00	2,784.77	80.77	

Please note: Buckingham Capital Management does not render advice on tax matters to clients. This information is not intended as tax advice, and you should consult with your own advisors on such decision. This report may not contain all information necessary to make a tax decision, for example this report does not take into account adjustments due to wash sales.

Buckingham Capital Management  
**REALIZED GAINS AND LOSSES**  
*Leeds Family Foundation -- Retail*  
**038C92429**  
*From 01-01-09 Through 12-31-09*

Open Date	Close Date	Quantity	Security	Cost Basis	Proceeds	Gain Or Loss	
						Short Term	Long Term
10-14-09	10-15-09	200	MACYS INC COM STK	4,057.72	4,063.97	6.25	
10-14-09	10-15-09	200	MACYS INC COM STK	4,057.72	4,033.33	-24.39	
08-18-09	10-15-09	100	PHILIPS-VAN HEUSEN CORP COM STK	3,503.78	4,388.51	884.73	
02-20-09	10-15-09	100	SKETCHERS U.S.A. INC. CL A COM STK	699.60	2,087.44	1,387.84	
02-26-09	10-15-09	100	SKETCHERS U.S.A. INC. CL A COM STK	695.70	2,087.45	1,391.75	
02-26-09	10-15-09	200	SKETCHERS U.S.A. INC. CL A COM STK	1,384.36	4,174.89	2,790.53	
06-19-09	10-16-09	-200	STARWOOD HOTELS & RESORTS COM STK	6,918.38	4,539.20	-2,379.18	
10-13-09	10-16-09	100	AMERICAN GRIFFINGS CORP CL A COM STK	2,372.36	2,264.37	-107.99	
09-15-09	10-16-09	100	DARDEN RESTAURANTS INC COM STK	3,500.40	3,317.62	-182.78	
09-15-09	10-16-09	100	DARDEN RESTAURANTS INC COM STK	3,500.40	3,336.93	-163.47	
10-06-09	10-16-09	200	DARDEN RESTAURANTS INC COM STK	6,770.10	6,673.87	-96.23	
10-14-09	10-16-09	100	DARDEN RESTAURANTS INC COM STK	3,322.31	3,336.91	14.60	
10-14-09	10-16-09	100	DARDEN RESTAURANTS INC COM STK	3,322.31	3,325.21	2.90	
10-06-09	10-16-09	200	GAMESTOP CORP NEW CL A COM STK	5,343.40	5,519.92	176.52	
09-24-09	10-16-09	200	GAMESTOP CORP NEW CL A COM STK	5,339.94	5,519.92	179.98	
09-30-09	10-16-09	100	GAMESTOP CORP NEW CL A COM STK	2,647.05	2,759.96	112.91	
10-05-09	10-16-09	100	GAMESTOP CORP NEW CL A COM STK	2,572.87	2,759.95	187.08	
08-21-09	10-16-09	100	GAP INC COM STK	1,951.03	2,264.78	313.75	
06-10-09	10-16-09	100	JC REW GROUP INC	2,629.24	3,795.05	1,165.81	
10-14-09	10-16-09	100	MACYS INC COM STK	2,028.86	1,975.06	-53.80	
10-06-09	10-16-09	300	MACYS INC COM STK	5,684.28	5,925.17	240.89	
08-17-09	10-16-09	100	NBLY INC COM	3,582.81	4,118.00	535.19	
08-20-09	10-16-09	100	CHILDREN'S PLACE RETAIL STORES COM STK	2,988.75	3,521.26	532.51	
08-18-09	10-16-09	100	PHILIPS-VAN HEUSEN CORP COM STK	3,503.78	4,319.83	816.05	
08-19-09	10-16-09	100	PHILIPS-VAN HEUSEN CORP COM STK	3,493.92	4,319.82	825.90	

Please note: Buckingham Capital Management does not render advice on tax matters to clients. This information is not intended as tax advice, and you should consult with your own advisors on such decision. This report may not contain all information necessary to make a tax decision, for example this report does not take into account adjustments due to wash sales.

Buckingham Capital Management  
**REALIZED GAINS AND LOSSES**  
*Leeds Family Foundation -- Retail*  
**038C92429**  
*From 01-01-09 Through 12-31-09*

Open Date	Close Date	Quantity	Security	Cost Basis	Proceeds	Gain Or Loss	
						Short Term	Long Term
05-01-09	10-16-09	-14	PULL - JWN 100@12 12XP 10.17/2009 NORDSTR	0 00	1,357 96	1,357 96	
06-19-09	10-16-09	-7	PULL - 100 @ 25 1XP 10.17.2009	0 00	624 87	624 87	
08-26-09	10-19-09	-300	FALBO'S INC COM STK	3 359 70	1 939 56	-1,420 14	
09-28-09	10-19-09	200	AMERICAN GREETINGS CORP CL A COM STK	4 354 20	4,500 86	146 66	
04-13-07	10-19-09	10 000	G-HI APPAREL GROUP LTD COM STK	190 000 00	192,213 05		2,213 05
07-16-09	10-20-09	-100	CHIPPOTLE MEXICAN GRILL INC COM	8,947 76	8,382 00	-565 76	
09-28-09	10-20-09	200	AMERICAN GREETINGS CORP CL A COM STK	4 354 20	4,486 06	131 86	
04-08-09	10-20-09	200	AMERICAN APPAREL INCCORP COM STK	719 38	595 34	-124 04	
10-01-09	10-20-09	100	CITIFRENDS INC COM STK	2,900 08	2,988 29	88 21	
10-14-09	10-20-09	200	BRINKER INTL INC COM STK	3 143 22	3,007 82	-135 40	
10-05-09	10-20-09	200	BRINKER INTL INC COM STK	3 043 04	3,007 82	-35 22	
10-06-09	10-20-09	200	BRINKER INTL INC COM STK	3 036 02	3,007 82	-28 20	
10-08-09	10-20-09	100	GYMBORRE CORP COM STK	4 664 09	4,721 44	57 35	
10-06-09	10-20-09	100	MACYS INC COM STK	1 894 76	1,994 96	100 20	
02-25-09	10-20-09	200	SKETCHERS USA INC CL A COM STK	1 376 46	4,574 32	3,197 86	
09-29-09	10-20-09	100	WARNACO GROUP INC COM STK	4 441 49	4,318 19	-123 30	
04-08-09	10-21-09	200	AMERICAN APPAREL INCCORP COM STK	719 38	604 32	-115 06	
04-16-09	10-21-09	100	BIG LOIS INC COM STK	2 507 61	2,741 99	234 38	
10-01-09	10-21-09	100	CITIFRENDS INC COM STK	2 896 15	3,008 92	112 77	
05-20-09	10-21-09	100	GUESS INC COM STK	2,350 18	3,964 40	1,614 22	
10-12-09	10-21-09	100	ROSA BANK CLOTHIERS INC COM STK	4 530 45	4,675 50	145 05	
10-06-09	10-21-09	100	MACYS INC COM STK	1 889 96	1,881 51	-8 45	
08-17-09	10-21-09	100	NBLY INC COM	3,582 81	4,189 57	606 76	
08-12-09	10-21-09	200	PHILIPS-VAN HEUSEN CORP COM STK	6,901 76	8,645 91	1,744 15	

Please note Buckingham Capital Management does not render advice on tax matters to clients. This information is not intended as tax advice, and you should consult with your own advisors on such decision. This report may not contain all information necessary to make a tax decision, for example this report does not take into account adjustments due to wash sales.

Buckingham Capital Management  
**REALIZED GAINS AND LOSSES**  
*Leeds Family Foundation -- Retail*  
**038C92429**  
*From 01-01-09 Through 12-31-09*

Open Date	Close Date	Quantity	Security	Cost Basis	Proceeds	Gain Or Loss	
						Short Term	Long Term
09-29-09	10-21-09	100	POLO RALPH LAUREN CORP CL A COM STK	7 760 04	7,838 50	78 46	
02-25-09	10-21-09	100	SKITCHERS U S A INC CL A COM STK	688 23	2,208 09	1,519 86	
02-25-09	10-21-09	100	SKITCHERS U S A INC CL A COM STK	681 55	2,208 09	1,526 54	
08-06-09	10-21-09	100	TUX COS INC NEW COM STK	3 545 11	3,929 24	384 13	
09-29-09	10-21-09	100	WARNACO GROUP INC COM STK	4 441 49	4,444 10	2 61	
10-14-09	10-22-09	-400	SOTHELBY S CL A COM STK	7 200 88	7,495 32	294 44	
10-12-09	10-22-09	-400	SOTHELBY S CL A COM STK	7 200 88	7,622 52	421 64	
07-13-09	10-22-09	-100	GARMIN L I D COM STK	3 896 61	2,254 63	-1,641 98	
07-06-09	10-22-09	-100	GARMIN L I D COM STK	3,896 61	2,351 88	-1,544 73	
07-02-09	10-22-09	-300	GARMIN L I D COM STK	11 689 83	7,060 64	-4,629 19	
07-23-09	10-22-09	-100	GARMIN L I D COM STK	3,896 61	2,777 16	-1,119 45	
10-15-09	10-22-09	-200	TRACTOR SUPPLY CO COM STK	9 506 56	10,474 81	968 25	
10-14-09	10-22-09	-100	TRACTOR SUPPLY CO COM STK	4 753 28	5,251 76	498 48	
10-16-09	10-22-09	-100	TRACTOR SUPPLY CO COM STK	4 753 28	5,273 41	520 13	
10-08-09	10-22-09	-400	TRACTOR SUPPLY CO COM STK	19 013 12	21 203 41	2,190 29	
10-08-09	10-22-09	-200	WOLVERINE WORLD WIDE INC COM STK	5 353 46	5,541 85	188 39	
04-08-09	10-22-09	100	AMERICAN APPAREL INCCORP COM STK	359 69	289 19	-70 50	
05-20-09	10-22-09	100	GUESS INC COM STK	2 350 18	4,017 82	1,667 64	
06-26-09	10-22-09	200	J CREW GROUP INC	5,195 32	8,395 16	3,199 84	
06-11-09	10-22-09	100	J CREW GROUP INC	2,586 31	4,197 58	1,611 27	
06-15-09	10-22-09	100	J CREW GROUP INC	2 513 60	4,197 58	1,683 98	
06-15-09	10-22-09	100	J CREW GROUP INC	2 513 60	4,279 25	1,765 65	
08-17-09	10-22-09	100	NBLY INC COM	3 582 81	4,124 46	541 65	
08-11-09	10-22-09	100	PHILIPS-VAN HEUSEN CORP COM STK	3,408 73	4,391 18	982 45	
08-13-09	10-22-09	100	PHILIPS-VAN HEUSEN CORP COM STK	3,360 09	4,391 17	1,031 08	
09-21-09	10-22-09	100	POLO RALPH LAUREN CORP CL A COM STK	7 656 63	7,899 66	243 03	
02-25-09	10-22-09	100	SKITCHERS U S A INC CL A COM STK	681 55	2,428 55	1,747 00	

Please note Buckingham Capital Management does not render advice on tax matters to clients. This information is not intended as tax advice, and you should consult with your own advisors on such decision. This report may not contain all information necessary to make a tax decision, for example this report does not take into account adjustments due to wash sales.



Buckingham Capital Management  
**REALIZED GAINS AND LOSSES**

**Leeds Family Foundation -- Retail**

**038C92429**

*From 01-01-09 Through 12-31-09*

Open Date	Close Date	Quantity	Security	Cost Basis	Proceeds	Gain Or Loss	
						Short Term	Long Term
02-23-09	10-22-09	300	SKETCHERS USA INC CL A COM STK	2 037 81	7,285 64	5,247 83	
02-23-09	10-22-09	100	SKETCHERS USA INC CL A COM STK	679 27	2,466 93	1,787 66	
08-06-09	10-22-09	100	JIX COS INC NLW COM STK	3 545 11	4 006 17	461 06	
09-03-09	10-22-09	100	JIX COS INC NLW COM STK	3 539 95	4 006 16	466 21	
09-30-09	10-22-09	100	WARNACO GROUP INC COM STK	4 415 60	4,406 62	-8 98	
04-17-09	10-23-09	-300	FORTUNE BRANDS INC COM	13 640 73	10,280 01	-3,360 72	
04-29-09	10-23-09	-200	FORTUNE BRANDS INC COM	9,093 82	7,759 82	-1,334 00	
10-22-09	10-23-09	100	DECKERS OUTDOOR CORP COM STK	8 881 43	9,680 16	798 73	
10-06-09	10-23-09	100	DECKERS OUTDOOR CORP COM STK	8 075 73	9,680 16	1,604 43	
10-06-09	10-23-09	100	DECKERS OUTDOOR CORP COM STK	7 982 49	9 680 16	1,697 67	
10-05-09	10-23-09	100	DECKERS OUTDOOR CORP COM STK	7,974 79	9,680 16	1,705 37	
09-11-09	10-23-09	200	DECKERS OUTDOOR CORP COM STK	13 998 78	19,336 84	5,338 06	
09-10-09	10-23-09	200	DECKERS OUTDOOR CORP COM STK	13 543 00	19,640 21	6,097 21	
09-09-09	10-23-09	100	DECKERS OUTDOOR CORP COM STK	6,689 15	9,737 15	3,048 00	
06-15-09	10-23-09	100	JCREW GROUP INC	2 513 60	4,333 95	1,820 35	
07-13-09	10-23-09	100	JCREW GROUP INC	2 491 53	4,333 94	1,842 41	
06-26-09	10-23-09	200	PHILIPS-VAN HEUSEN CORP COM STK	5,760 20	8,784 59	3,024 39	
02-23-09	10-23-09	200	SKETCHERS USA INC CL A COM STK	1 358 54	4,985 85	3,627 31	
10-20-09	10-26-09	-200	RADIOSHACK CORP DEL COM STK	3 564 02	3 103 86	-460 16	
10-19-09	10-26-09	-200	RADIOSHACK CORP DEL COM STK	3 564 02	3,132 51	-431 51	
10-14-09	10-26-09	-100	RADIOSHACK CORP DEL COM STK	1 782 01	1,595 18	-186 83	
10-12-09	10-26-09	-500	RADIOSHACK CORP DEL COM STK	8 910 05	8,101 29	-808 76	
06-24-09	10-26-09	-200	HIM HORTONS INC COM STK	5 853 72	4,959 47	-894 25	
08-07-09	10-26-09	100	AMERICAN FLEECE OUTLETTERS INC COM STK	1 552 55	1 924 42	371 87	
04-08-09	10-26-09	200	AMERICAN APPAREL INCCORP COM STK	719 38	576 18	-143 20	

Please note Buckingham Capital Management does not render advice on tax matters to clients. This information is not intended as tax advice, and you should consult with your own advisors on such decision. This report may not contain all information necessary to make a tax decision, for example this report does not take into account adjustments due to wash sales.

Buckingham Capital Management  
**REALIZED GAINS AND LOSSES**

*Leeds Family Foundation -- Retail*

**038C92429**

*From 01-01-09 Through 12-31-09*

Open Date	Close Date	Quantity	Security	Cost Basis	Proceeds	Gain Or Loss	
						Short Term	Long Term
03-03-09	10-26-09	100	COACH INC STK	1,320 05	3,491 24	2,171 19	
03-05-09	10-26-09	100	COACH INC STK	1,243 74	3,491 24	2,247 50	
10-01-09	10-26-09	100	CITI TRENDS INC COM STK	2 893 29	2,961 77	68 48	
09-09-09	10-26-09	100	DECKERS OUTDOOR CORP COM STK	6 689 15	9,825 23	3,136 08	
02-12-09	10-26-09	100	DECKERS OUTDOOR CORP COM STK	5 431 34	9,825 22	4,393 88	
10-15-09	10-26-09	400	DSW INC COM STK	8 031 00	8,145 71	114 71	
05-22-09	10-26-09	100	GUESS INC STK	2 317 06	4 105 87	1,788 81	
10-27-08	10-26-09	100	GSI COMM INC STK	920 98	2,089 44	1,168 46	
10-27-08	10-26-09	100	GSI COMM INC STK	920 98	2,077 53	1,156 55	
06-19-09	10-26-09	100	LCRI W GROUP INC	2 490 58	4 305 43	1,814 85	
12-05-08	10-26-09	200	LIMITED BRANDS INC COM STK	1 818 66	3,951 83	2 133 17	
07-30-09	10-26-09	200	NBTY INC COM	7 141 42	8,123 09	981 67	
06-26-09	10-26-09	200	PHILIPS-VAN HUSEN CORP COM STK	5,760 20	8,860 05	3,099 85	
02-26-09	10-26-09	200	SKETCHERS USA INC A COM STK	1 330 00	4,974 61	3,644 61	
10-08-09	10-26-09	200	TARGET CORP STK	9,744 46	9,927 80	183 34	
09-03-09	10-26-09	400	THE COS INC NI W COM STK	14,159 80	16,066 58	1,906 78	
09-24-09	10-26-09	100	WARNACO GROUP INC COM STK	4,337 48	4,408 13	70 65	
10-02-09	10-27-09	-300	BOYD GAMING CORP COM STK	2 720 31	2,981 83	261 52	
10-14-09	10-27-09	-100	COSTCO WHSL CORP NEW COM STK	5,743 73	5,882 82	139 09	
10-07-09	10-27-09	-100	COSTCO WHSL CORP NEW COM STK	5,743 73	5,966 85	223 12	
07-02-09	10-27-09	-100	STARBUCKS CORP COM STK	1 922 98	1,345 49	-577 49	
07-09-09	10-27-09	-100	STARBUCKS CORP COM STK	1 922 98	1,364 96	-558 02	
06-26-09	10-27-09	-400	HMHORTONS INC COM STK	11 806 68	9,987 90	-1,818 78	
09-10-09	10-27-09	-200	FAT BOYS INC STK	2 062 70	1,560 12	-502 59	
03-05-09	10-27-09	100	COACH INC STK	1,243 74	3,347 26	2,103 52	

Please note Buckingham Capital Management does not render advice on tax matters to clients. This information is not intended as tax advice, and you should consult with your own advisors on such decision. This report may not contain all information necessary to make a tax decision, for example this report does not take into account adjustments due to wash sales.

Buckingham Capital Management  
**REALIZED GAINS AND LOSSES**  
*Leeds Family Foundation -- Retail*  
**038C92429**  
*From 01-01-09 Through 12-31-09*

Open Date	Close Date	Quantity	Security	Cost Basis	Proceeds	Gain Or Loss	
						Short Term	Long Term
02-12-09	10-27-09	100	DECKERS OUTDOOR CORP COM STK	5,431.34	9,573.42	4,142.08	
05-19-09	10-27-09	100	ICONIX BRAND GROUP INC	1,508.84	1,235.76	-273.08	
06-03-09	10-27-09	400	ICONIX BRAND GROUP INC	6,000.00	4,943.03	-1,056.97	
05-18-09	10-27-09	200	ICONIX BRAND GROUP INC	2,990.80	2,471.51	-519.29	
05-12-09	10-27-09	400	ICONIX BRAND GROUP INC	5,848.00	4,943.03	-904.97	
06-25-09	10-27-09	200	ICONIX BRAND GROUP INC	2,921.26	2,471.52	-449.74	
06-19-09	10-27-09	100	TCRE W GROUP INC	2,490.58	4,210.65	1,720.07	
06-25-09	10-27-09	100	TCRE W GROUP INC	2,478.98	4,210.65	1,731.67	
02-26-09	10-27-09	100	SKETCHERS U S A INC CL A COM STK	665.00	2,387.90	1,722.90	
10-08-09	10-27-09	100	TARGET CORP COM STK	4,872.23	4,873.46	1.23	
10-02-09	10-28-09	-100	BOYD GAMING CORP COM STK	767.42	993.94	226.52	
10-07-09	10-28-09	-100	BOYD GAMING CORP COM STK	767.42	1,059.14	291.72	
10-20-09	10-28-09	-100	BOYD GAMING CORP COM STK	767.42	1,111.39	343.97	
07-09-09	10-28-09	-100	STARBUCKS CORP COM STK	1,880.89	1,364.96	-515.93	
06-26-09	10-28-09	-300	TIM HORTONS INC COM STK	8,817.24	7,490.93	-1,326.31	
06-23-09	10-28-09	-100	TIM HORTONS INC COM STK	2,939.08	2,501.70	-437.38	
06-26-09	10-28-09	-100	TIM HORTONS INC COM STK	2,916.34	2,504.86	-411.48	
04-07-09	10-28-09	100	AMERICAN APPAREL INC CORP COM STK	340.91	249.65	-91.26	
03-09-09	10-28-09	100	COACH INC COM STK	1,190.97	3,205.07	2,014.10	
10-01-09	10-28-09	100	CHIEF FRIENDS INC COM STK	2,893.29	2,691.70	-201.59	
10-02-09	10-28-09	100	CHIEF FRIENDS INC COM STK	2,863.44	2,691.70	-171.74	
10-02-09	10-28-09	100	CHIEF FRIENDS INC COM STK	2,847.43	2,691.70	-155.73	
01-21-09	10-28-09	100	DECKERS OUTDOOR CORP COM STK	5,405.56	9,221.55	3,815.99	
06-25-09	10-28-09	300	ICONIX BRAND GROUP INC	4,381.89	3,616.70	-765.19	
09-10-09	10-28-09	100	IONIS APPAREL GROUP INC COM STK	1,723.72	1,664.20	-59.52	

Please note Buckingham Capital Management does not render advice on tax matters to clients. This information is not intended as tax advice, and you should consult with your own advisors on such decision. This report may not contain all information necessary to make a tax decision, for example this report does not take into account adjustments due to wash sales.

Buckingham Capital Management  
**REALIZED GAINS AND LOSSES**  
*Leeds Family Foundation -- Retail*  
**038C92429**  
*From 01-01-09 Through 12-31-09*

Open Date	Close Date	Quantity	Security	Cost Basis	Proceeds	Gain Or Loss	
						Short Term	Long Term
07-20-09	10-28-09	100	MONRO MUFFLER BRAKE INC COM STK	2 851 48	3,089 59	238 11	
07-28-09	10-28-09	100	NBY INC COM	3,564 33	3,733 41	169 08	
10-05-09	10-28-09	200	CHILDREN'S PLACE RETAIL STORES COM STK	5,933 50	6,417 05	483 55	
02-26-09	10-28-09	100	SKFCHRS USA INC CI A COM STK	665 00	2,240 14	1,575 14	
10-08-09	10-28-09	100	TARGET CORP COM STK	4,872 23	4,839 41	-32 82	
10-06-09	10-28-09	100	TARGET CORP COM STK	4 791 20	4,839 40	48 20	
09-03-09	10-28-09	100	TX COS INC NEW COM STK	3 539 95	3 794 54	254 59	
08-07-09	10-28-09	200	TX COS INC NEW COM STK	7 020 30	7,589 08	568 78	
10-26-09	10-28-09	300	VI CORP COM STK	21 943 29	21,550 18	-393 11	
10-07-09	10-29-09	-300	COSTCO WHSE CORP NEW COM STK	17,151 18	17,900 54	749 36	
10-20-09	10-29-09	-200	ORHELLY AUTOMOTIVE INC COM STK	7 491 52	7,356 05	-135 47	
10-16-09	10-29-09	-400	ORHELLY AUTOMOTIVE INC COM STK	14,983 04	14,776 17	-206 87	
10-16-09	10-29-09	-100	ORHELLY AUTOMOTIVE INC COM STK	3 745 76	3,708 10	-37 66	
10-12-09	10-29-09	-200	RADIOSHACK CORP DEL COM STK	3 506 68	3,240 51	-266 17	
07-02-09	10-29-09	-400	STARBUCKS CORP COM STK	7,646 76	5,471 09	-2,175 67	
10-21-09	10-29-09	-100	MADDEN STEVEN LTD COM STK	3,998 53	4,228 13	229 60	
06-23-09	10-29-09	-100	TIM HORTONS INC COM STK	2,949 95	2,508 49	-441 46	
06-22-09	10-29-09	-200	TIM HORTONS INC COM STK	5 899 90	5 054 81	-845 09	
09-10-09	10-29-09	-200	FALBOTS INC COM STK	1,954 12	1 560 12	-394 01	
09-11-09	10-29-09	-100	FALBOTS INC COM STK	977 06	848 42	-128 64	
05-15-09	10-29-09	-100	UNDER ARMOUR INC CL A COM STK	2 687 27	2,175 54	-511 73	
06-17-09	10-29-09	-100	UNDER ARMOUR INC CL A COM STK	2 687 27	2,176 61	-510 66	
05-11-09	10-29-09	-100	UNDER ARMOUR INC CL A COM STK	2 687 27	2,212 97	-474 30	
06-26-09	10-29-09	-100	UNDER ARMOUR INC CL A COM STK	2 687 27	2,250 34	-436 93	
06-26-09	10-29-09	-100	UNDER ARMOUR INC CL A COM STK	2 769 39	2 250 34	-519 05	

Please note Buckingham Capital Management does not render advice on tax matters to clients. This information is not intended as tax advice, and you should consult with your own advisors on such decision. This report may not contain all information necessary to make a tax decision, for example this report does not take into account adjustments due to wash sales.

Buckingham Capital Management  
**REALIZED GAINS AND LOSSES**  
*Leeds Family Foundation -- Retail*  
**038C92429**

*From 01-01-09 Through 12-31-09*

Open Date	Close Date	Quantity	Security	Cost Basis	Proceeds	Gain Or Loss	
						Short Term	Long Term
07-17-09	10-29-09	-100	UNDER ARMOUR INC CL A COM STK	2,769.39	2,270.16	-499.23	
10-23-09	10-29-09	200	AUTONATION INC COM STK	4,228.90	3,530.84	-698.06	
10-23-09	10-29-09	200	AUTONATION INC COM STK	4,228.90	3,535.51	-693.39	
10-27-09	10-29-09	100	AUTONATION INC COM STK	1,915.87	1,767.75	-148.12	
04-07-09	10-29-09	400	AMERICAN APPAREL INCORP COM STK	1,363.64	1,091.97	-271.67	
01-21-09	10-29-09	100	DECKERS OUTDOOR CORP COM STK	5,405.56	9,290.40	3,884.84	
11-14-08	10-30-09	-200	BARNES & NOBIL INC COM STK	3,417.60	3,165.86	-251.74	
11-26-08	10-30-09	-200	BARNES & NOBIL INC COM STK	3,417.60	3,193.48	-224.12	
06-30-09	10-30-09	-500	STARBUCKS CORP COM STK	9,755.85	6,999.92	-2,755.93	
10-28-09	10-30-09	100	AMERICAN EAGLE OUTFITTERS INC COM STK	1,758.69	1,784.37	25.68	
08-07-09	10-30-09	300	AMERICAN EAGLE OUTFITTERS INC COM STK	4,657.65	5,353.13	695.48	
08-07-09	10-30-09	100	AMERICAN EAGLE OUTFITTERS INC COM STK	1,546.50	1,784.37	237.87	
04-03-09	10-30-09	100	AMERICAN APPAREL INCORP COM STK	307.87	284.06	-23.81	
04-01-09	10-30-09	100	AMERICAN APPAREL INCORP COM STK	274.21	284.06	9.85	
01-21-09	10-30-09	100	DECKERS OUTDOOR CORP COM STK	5,405.56	9,200.39	3,794.83	
05-26-09	10-30-09	100	FINISH LINE INC CL A COM STK	687.50	1,011.12	323.62	
09-25-09	10-30-09	100	FOOT LOCKER INC COM STK	1,178.23	1,054.28	-123.95	
10-14-09	10-30-09	200	FOOT LOCKER INC COM STK	2,351.70	2,108.56	-243.14	
05-12-09	10-30-09	100	ICONIX BRAND GROUP INC	1,459.41	1,165.00	-294.41	
07-28-09	10-30-09	100	NBTY INC COM	3,564.33	3,766.00	201.67	
08-03-09	10-30-09	100	NEW YORK & CO INC COM STK	390.25	448.33	58.08	
10-05-09	10-30-09	100	CHILDREN'S PLACE RETAIL STORES COM STK	2,966.75	3,180.02	213.27	
02-27-09	10-30-09	200	SKECHERS U.S.A INC CL A COM STK	1,302.00	4,404.18	3,102.18	

Please note: Buckingham Capital Management does not render advice on tax matters to clients. This information is not intended as tax advice, and you should consult with your own advisors on such decision. This report may not contain all information necessary to make a tax decision, for example this report does not take into account adjustments due to wash sales.

Buckingham Capital Management  
**REALIZED GAINS AND LOSSES**  
*Leeds Family Foundation -- Retail*  
**038C92429**

From 01-01-09 Through 12-31-09

Open Date	Close Date	Quantity	Security	Cost Basis	Proceeds	Gain Or Loss	
						Short Term	Long Term
10-06-09	10-30-09	100	TARGFT CORP COM STK	4,791.20	4,873.97	82.77	
08-18-09	10-30-09	100	TIX COS INC NEW COM STK	3,415.95	3,821.04	405.09	
05-07-09	10-30-09	100	TIX COS INC NEW COM STK	2,901.99	3,826.20	924.21	
07-16-09	11-02-09	-200	TESSERA TECHNOLOGIES INC COM STK	4,361.30	5,433.52	1,072.22	
07-16-09	11-02-09	-100	TESSERA TECHNOLOGIES INC COM STK	2,180.65	2,798.55	617.90	
08-07-09	11-02-09	100	AMERICAN FLAG OUTFITTERS INC COM STK	1,546.50	1,742.55	196.05	
09-10-09	11-02-09	100	AMERICAN FLAG OUTFITTERS INC COM STK	1,534.46	1,742.56	208.10	
09-09-09	11-02-09	400	AMERICAN FLAG OUTFITTERS INC COM STK	6,025.24	6,970.22	944.98	
09-08-09	11-02-09	200	AMERICAN FLAG OUTFITTERS INC COM STK	3,007.12	3,485.11	477.99	
09-04-09	11-02-09	300	AMERICAN FLAG OUTFITTERS INC COM STK	4,442.22	5,227.66	785.44	
03-12-09	11-02-09	200	CHARMING SHOPPES INC COM STK	168.78	938.87	770.09	
03-09-09	11-02-09	400	COACH INC COM STK	4,763.88	13,107.90	8,344.02	
02-05-09	11-02-09	100	DECKERS OUTDOOR CORP COM STK	5,374.61	9,009.97	3,635.36	
02-19-09	11-02-09	200	FINISH LINE INC COM STK	849.98	1,987.68	1,137.70	
01-13-09	11-02-09	200	GSI COMM INC COM STK	1,832.58	3,685.90	1,853.32	
08-07-09	11-02-09	200	HANES BRANDS	4,317.72	4,290.34	-27.38	
08-07-09	11-02-09	100	HANES BRANDS	2,158.86	2,155.62	-3.24	
10-28-09	11-02-09	100	ECREW GROUP INC	4,186.83	4,117.18	-69.65	
10-29-09	11-02-09	100	ECREW GROUP INC	4,178.49	4,117.18	-61.31	
10-30-09	11-02-09	100	ECREW GROUP INC	4,110.34	4,117.19	6.85	
06-25-09	11-02-09	100	ECREW GROUP INC	2,478.98	4,117.18	1,638.20	
10-12-09	11-02-09	100	KOHL'S CORP COM STK	5,950.54	5,691.87	-258.67	
09-09-09	11-02-09	400	KOHL'S CORP COM STK	22,371.56	22,767.49	395.93	
09-29-09	11-02-09	100	KOHL'S CORP COM STK	5,576.57	5,691.88	115.31	

Please note: Buckingham Capital Management does not render advice on tax matters to clients. This information is not intended as tax advice, and you should consult with your own advisors on such decision. This report may not contain all information necessary to make a tax decision, for example this report does not take into account adjustments due to wash sales.

Buckingham Capital Management  
**REALIZED GAINS AND LOSSES**  
*Leeds Family Foundation -- Retail*  
**038C92429**  
*From 01-01-09 Through 12-31-09*

Open Date	Close Date	Quantity	Security	Cost Basis	Proceeds	Gain Or Loss	
						Short Term	Long Term
09-08-09	11-02-09	100	KOHL'S CORP STK	5,509.63	5,691.87	182.24	
09-08-09	11-02-09	100	KOHL'S CORP STK	5,509.63	5,715.89	206.26	
05-05-09	11-02-09	400	KOHL'S CORP STK	17,902.20	22,863.57	4,961.37	
10-27-09	11-02-09	100	LIMITED BRANDS INC COM STK	1,796.12	1,775.16	-20.96	
02-25-09	11-02-09	100	LIMITED BRANDS INC COM STK	877.87	1,775.16	897.29	
07-28-09	11-02-09	100	NBODY INC COM	3,564.33	3,640.52	76.19	
02-27-09	11-02-09	200	SKETCHERS U.S.A INC CL A COM STK	1,302.00	4,377.18	3,075.18	
10-06-09	11-02-09	200	TARGET CORP STK	9,582.40	9,771.17	188.77	
09-08-09	11-02-09	100	TARGET CORP STK	4,745.61	4,885.58	139.97	
05-07-09	11-02-09	100	TIX COS INC NFW COM STK	2,901.99	3,815.39	913.40	
05-20-09	11-02-09	100	TIX COS INC NLW COM STK	2,883.87	3,815.39	931.52	
09-28-09	11-02-09	100	WARNACO GROUP INC COM STK	4,261.46	4,025.87	-235.59	
10-02-09	11-02-09	100	WARNACO GROUP INC COM STK	4,227.47	4,025.86	-201.61	
07-16-09	11-03-09	-100	HESSERA TECHNOLOGIES INC COM STK	2,060.40	2,798.55	738.15	
04-24-09	11-03-09	-400	VIACOM INC CL B COM STK	11,551.96	7,588.48	-3,963.48	
04-01-09	11-03-09	100	AMERICAN APPAREL INCORP COM STK	274.21	264.20	-10.01	
02-18-09	11-03-09	100	DECKERS OUTDOOR CORP COM STK	5,360.27	9,016.35	3,656.08	
02-11-09	11-03-09	100	DECKERS OUTDOOR CORP COM STK	5,339.09	9,016.34	3,677.25	
02-19-09	11-03-09	100	FINISH LINE INC CL A COM STK	424.99	1,005.22	580.23	
05-05-09	11-03-09	600	KOHL'S CORP STK	26,853.30	34,239.01	7,385.71	
10-27-09	11-03-09	100	POLO RALPH LAUREN CORP CL A COM STK	7,577.87	7,901.37	323.50	
10-06-09	11-03-09	100	POLO RALPH LAUREN CORP CL A COM STK	7,482.72	7,901.36	418.64	
02-27-09	11-03-09	100	SKETCHERS U.S.A INC CL A COM STK	643.00	2,255.69	1,612.69	
03-02-09	11-03-09	100	SKETCHERS U.S.A INC CL A COM STK	614.02	2,255.69	1,641.67	

Please note: Buckingham Capital Management does not render advice on tax matters to clients. This information is not intended as tax advice, and you should consult with your own advisors on such decision. This report may not contain all information necessary to make a tax decision, for example this report does not take into account adjustments due to wash sales.

Buckingham Capital Management  
**REALIZED GAINS AND LOSSES**  
*Leeds Family Foundation -- Retail*  
**038C92429**  
*From 01-01-09 Through 12-31-09*

Open Date	Close Date	Quantity	Security	Cost Basis	Proceeds	Gain Or Loss	
						Short Term	Long Term
09-08-09	11-03-09	100	TARGET CORP COM STK	4,745 61	4,894 59	148 98	
07-15-09	11-04-09	-200	STAGE STORES INC COM STK	2 350 92	2,211 12	-139 80	
07-15-09	11-04-09	-200	STAGE STORES INC COM STK	2,350 92	2 220 52	-130 40	
09-04-09	11-04-09	1 300	AMERICAN EAGLE OUTFITTERS INC COM STK	19 249 62	23 299 03	4,049 41	
09-04-09	11-04-09	200	AMERICAN EAGLE OUTFITTERS INC COM STK	2,961 48	3 630 52	669 04	
09-04-09	11-04-09	500	AMERICAN EAGLE OUTFITTERS INC COM STK	7 403 70	8,951 96	1,548 26	
09-04-09	11-04-09	200	AMERICAN EAGLE OUTFITTERS INC COM STK	2 961 48	3,599 96	638 48	
10-26-09	11-04-09	100	AEROPOSTALE COM STK	4 273 40	3,813 99	-459 41	
10-14-09	11-04-09	200	AEROPOSTALE COM STK	8 423 58	7,627 98	-795 60	
03-31-09	11-04-09	100	DECKERS OUTDOOR CORP COM STK	5 335 28	9,173 70	3,838 42	
10-30-09	11-04-09	100	GUESS INC COM STK	3 709 80	3,810 21	100 41	
05-22-09	11-04-09	200	GUESS INC COM STK	4 634 12	7,620 42	2,986 30	
10-27-08	11-04-09	100	GSI COMM INC COM STK	915 50	1,879 12		963 62
05-05-09	11-04-09	600	KOHLS CORP COM STK	26 853 30	34,183 22	7,329 92	
05-07-09	11-04-09	500	KOHLS CORP COM STK	22 177 65	28,486 02	6,308 37	
05-08-09	11-04-09	300	KOHLS CORP COM STK	13 220 28	17,091 61	3,871 33	
05-12-09	11-04-09	200	KOHLS CORP COM STK	8 802 00	11,394 40	2,592 40	
09-24-09	11-04-09	100	POLOROI PHILAUREN CORP CL A COM STK	7 386 78	7,636 98	250 20	
03-03-09	11-04-09	200	SKETCHERS USA INC CL A COM STK	1 203 04	4,508 16	3,305 12	
07-15-09	11-05-09	-200	STAGE STORES INC COM STK	2 432 64	2,220 52	-212 12	
07-15-09	11-05-09	-100	STAGE STORES INC COM STK	1 213 72	1,110 26	-103 46	
10-19-09	11-05-09	100	ABERCROMBIE & FITCH CO CL A COM STK	3 730 53	3,445 65	-284 88	

Please note Buckingham Capital Management does not render advice on tax matters to clients. This information is not intended as tax advice, and you should consult with your own advisors on such decision. This report may not contain all information necessary to make a tax decision, for example this report does not take into account adjustments due to wash sales.



Buckingham Capital Management  
**REALIZED GAINS AND LOSSES**  
*Leeds Family Foundation -- Retail*  
**038C92429**  
*From 01-01-09 Through 12-31-09*

Open Date	Close Date	Quantity	Security	Cost Basis	Proceeds	Gain Or Loss	
						Short Term	Long Term
10-14-09	11-05-09	200	ABERCROMBIE & FITCH CO CL A COM STK	7,368.82	6,891.30	-477.52	
10-12-09	11-05-09	200	ABERCROMBIE & FITCH CO CL A COM STK	7,193.70	6,891.30	-302.40	
11-04-09	11-05-09	200	ABERCROMBIE & FITCH CO CL A COM STK	6,814.32	6,891.30	76.98	
11-02-09	11-05-09	400	ABERCROMBIE & FITCH CO CL A COM STK	13,324.60	13,782.61	458.01	
09-29-09	11-05-09	400	ABERCROMBIE & FITCH CO CL A COM STK	13,250.00	13,782.61	532.61	
11-02-09	11-05-09	300	ABERCROMBIE & FITCH CO CL A COM STK	9,927.00	10,336.95	409.95	
01-30-09	11-05-09	100	DECKERS OUTDOOR CORP COM STK	5,274.81	9,229.78	3,954.97	
03-03-09	11-05-09	400	SKETCHERS U S A INC CI A COM STK	2,326.52	9,089.52	6,763.00	
10-02-09	11-05-09	100	WARNACO GROUP INC COM STK	4,227.47	4,158.16	-69.31	
10-05-09	11-05-09	100	WARNACO GROUP INC COM STK	4,221.43	4,158.16	-63.27	
10-02-09	11-05-09	100	WARNACO GROUP INC COM STK	4,201.45	4,158.16	-43.29	
12-16-08	11-05-09	200	WARNACO GROUP INC COM STK	3,450.54	8,316.33	4,865.79	
07-20-09	11-06-09	-100	STAGE STORES INC COM STK	1,191.28	1,171.62	-19.66	
11-03-09	11-06-09	-100	WHOLE FOODS MKT INC COM STK	2,767.25	3,164.33	397.08	
11-02-09	11-06-09	-400	WHOLE FOODS MKT INC COM STK	11,069.00	12,899.46	1,830.46	
11-02-09	11-06-09	300	ABERCROMBIE & FITCH CO CL A COM STK	9,927.00	10,437.09	510.09	
09-30-09	11-06-09	300	ABERCROMBIE & FITCH CO CL A COM STK	9,900.99	10,437.09	536.10	
11-03-09	11-06-09	300	ABERCROMBIE & FITCH CO CL A COM STK	9,882.45	10,437.09	554.64	
04-01-09	11-06-09	400	AMERICAN APPAREL INC CORP COM STK	1,096.84	1,024.89	-71.95	
03-12-09	11-06-09	200	CHARMING SHOPPIS INC COM STK	168.78	923.21	754.43	
02-02-09	11-06-09	100	DECKERS OUTDOOR CORP COM STK	5,243.08	9,156.99	3,913.91	
08-21-09	11-06-09	200	GAP INC COM STK	3,902.06	4,562.78	660.72	
08-21-09	11-06-09	200	GAP INC COM STK	3,899.84	4,591.74	691.90	
10-05-09	11-06-09	100	CHILDREN'S PLACE RETAIL STORES COM STK	2,966.75	3,516.46	549.71	
03-03-09	11-06-09	100	SKETCHERS U S A INC CI A COM STK	581.63	2,246.76	1,665.13	

Please note Buckingham Capital Management does not render advice on tax matters to clients. This information is not intended as tax advice, and you should consult with your own advisors on such decision. This report may not contain all information necessary to make a tax decision, for example this report does not take into account adjustments due to wash sales.

Buckingham Capital Management  
**REALIZED GAINS AND LOSSES**

**Leeds Family Foundation -- Retail**

**038C92429**

From 01-01-09 Through 12-31-09

Open Date	Close Date	Quantity	Security	Cost Basis	Proceeds	Gain Or Loss	
						Short Term	Long Term
05-06-09	11-06-09	100	IJX COS INC NEW COM STK	2,862 68	3,822 51	959 83	
11-26-08	11-09-09	-100	BARNES & NOBLE INC COM STK	1,801 91	1,596 74	-205 17	
12-04-08	11-09-09	-300	BARNES & NOBLE INC COM STK	5,405 73	4,827 96	-577 77	
02-02-09	11-09-09	-300	BARNES & NOBLE INC COM STK	5 405 73	4,836 51	-569 22	
03-05-09	11-09-09	-200	BARNES & NOBLE INC COM STK	3 603 82	3,233 40	-370 42	
11-11-08	11-09-09	-200	BARNES & NOBLE INC COM STK	3 603 82	3,371 70	-232 12	
01-05-09	11-09-09	-200	BARNES & NOBLE INC COM STK	3 603 82	3,389 96	-213 86	
10-23-09	11-09-09	-100	CHEESECAKE FACTORY INC COM STK	1 884 36	1,897 45	13 09	
08-19-09	11-09-09	-300	SPDR DOW JONES INDL AVU1 SER 1	30,324 36	27 884 76	-2,439 60	
08-19-09	11-09-09	-300	SPDR S&P 500 FTI TRUST	32 395 56	29,919 43	-2,476 13	
08-05-09	11-09-09	-100	STAGI STORES INC COM STK	1 208 77	1,221 55	12 78	
07-23-09	11-09-09	-100	STAGI STORES INC COM STK	1,208 77	1,228 37	19 60	
07-16-09	11-09-09	-200	TESSERA TECHNOLOGIES INC COM STK	4,459 32	5,597 10	1,137 78	
03-12-09	11-09-09	-400	CHARMING SHOPPLES INC COM STK	337 56	2,085 34	1,747 78	
03-25-09	11-09-09	100	DECKERS OUTDOOR CORP COM STK	5 209 84	9,587 77	4,377 93	
10-21-09	11-09-09	400	GAME STOP CORP NEW CL A COM STK	10 355 92	10,116 93	-238 99	
10-22-09	11-09-09	100	GAME STOP CORP NEW CL A COM STK	2 543 52	2 549 77	6 25	
08-21-09	11-09-09	100	GAP INC COM STK	7,799 68	9,141 12	1,341 44	
10-28-08	11-09-09	300	GSI COMM INC COM STK	2,628 30	5,733 54		3,105 24
07-28-09	11-09-09	200	NBY INC COM	7 128 66	8 047 27	918 61	
09-16-09	11-09-09	100	POLY RALPH LAUREN CORP CL A COM STK	7 299 77	8 126 73	826 96	
03-03-09	11-09-09	200	SKETCHERS USA INC CL A COM STK	1 163 26	4,692 73	3,529 47	
01-05-09	11-10-09	-400	BARNES & NOBLE INC COM STK	7 704 84	6,779 92	-924 92	
10-23-09	11-10-09	-200	CHEESECAKE FACTORY INC COM STK	3,783 56	3,797 70	14 14	
08-17-09	11-10-09	-100	STAGI STORES INC COM STK	1 240 82	1,232 65	-8 17	

Please note Buckingham Capital Management does not render advice on tax matters to clients. This information is not intended as tax advice, and you should consult with your own advisors on such decision. This report may not contain all information necessary to make a tax decision, for example this report does not take into account adjustments due to wash sales.

Buckingham Capital Management  
**REALIZED GAINS AND LOSSES**  
*Leeds Family Foundation -- Retail*  
**038C92429**

*From 01-01-09 Through 12-31-09*

Open Date	Close Date	Quantity	Security	Cost Basis	Proceeds	Gain Or Loss	
						Short Term	Long Term
04-01-09	11-10-09	100	AMERICAN APPAREL INCCORP COM STK	274 21	249 84	-24 37	
03-09-09	11-10-09	100	COACH INC COM STK	1 190 97	3,480 92	2,289 95	
03-25-09	11-10-09	100	DECKERS OUTDOOR CORP COM STK	5,209 84	9,637 86	4,428 02	
08-03-09	11-10-09	100	NEW YORK & CO INC COM STK	390 25	405 04	14 79	
03-03-09	11-10-09	100	SKITCHERS U S A INC CL A COM STK	581 63	2,340 88	1,759 25	
05-06-09	11-10-09	100	FIX COS INC NEW COM STK	2,862 68	3 910 51	1,047 83	
11-10-09	11-10-09	100	WOLVERINE WORLD WIDE INC COM STK	2 792 94	2,735 20	-57 74	
01-05-09	11-11-09	-200	BARNES & NOBIL INC COM STK	4 001 20	3,389 96	-611 24	
11-05-08	11-11-09	-200	BARNES & NOBIL INC COM STK	4 001 20	3 557 72	-443 48	
10-23-09	11-11-09	-200	CHIEF SECAKE FACTORY INC COM STK	3,829 60	3,797 70	-31 90	
10-26-09	11-11-09	-100	CHIEF SECAKE FACTORY INC COM STK	1,914 80	1 939 68	24 88	
11-02-09	11-11-09	-400	HOMI DEPOT INC COM STK	10,947 52	9,984 18	-963 34	
11-02-09	11-11-09	-400	LOWE'S COS INC COM STK	8 551 00	7 802 15	-748 85	
08-04-09	11-11-09	-200	STAGE STORES INC COM STK	2 520 08	2 568 33	48 25	
08-10-09	11-11-09	-100	STAGE STORES INC COM STK	1,260 04	1 312 26	52 22	
08-28-09	11-11-09	-100	STAGE STORES INC COM STK	1 260 04	1,403 79	143 75	
04-01-09	11-11-09	200	AMERICAN APPAREL INCCORP COM STK	548 42	509 50	-38 92	
03-12-09	11-11-09	200	CHARMING SHOPPES INC COM STK	168 78	1,034 79	866 01	
03-25-09	11-11-09	100	DECKERS OUTDOOR CORP COM STK	5,209 84	9,819 73	4,609 89	
08-21-09	11-11-09	100	GAP INC COM STK	1,949 92	2,249 86	299 94	
10-28-08	11-11-09	200	GSI COMM INC COM STK	1,752 20	3,827 58		2,075 38
08-07-09	11-11-09	100	HANLSBRANDS	2 158 86	2,596 13	437 27	
10-20-09	11-11-09	400	NORDSTROM INC COM	14,174 04	13,867 88	-306 16	
10-20-09	11-11-09	100	NORDSTROM INC COM	3 543 51	3,470 48	-73 03	
11-10-09	11-11-09	200	NORDSTROM INC COM	7 072 22	6 940 96	-131 26	
11-09-09	11-11-09	100	KOHL'S CORP COM STK	5 667 78	5,479 18	-188 60	
11-06-09	11-11-09	100	KOHL'S CORP COM STK	5,647 20	5,479 18	-168 02	

Please note Buckingham Capital Management does not render advice on tax matters to clients. This information is not intended as tax advice, and you should consult with your own advisors on such decision. This report may not contain all information necessary to make a tax decision, for example this report does not take into account adjustments due to wash sales.

Buckingham Capital Management  
**REALIZED GAINS AND LOSSES**  
*Leeds Family Foundation -- Retail*  
**038C92429**  
*From 01-01-09 Through 12-31-09*

Open Date	Close Date	Quantity	Security	Cost Basis	Proceeds	Gain Or Loss	
						Short Term	Long Term
11-05-09	11-11-09	100	KOHLS CORP COM STK	5,432.57	5,479.17	46.60	
05-02-08	11-11-09	200	LUMBER LIQUIDATORS HDGS COM STK	2,456.70	4,969.23		2,512.53
08-03-09	11-11-09	100	NI W YORK & CO INC COM STK	390.25	401.94	11.69	
03-04-09	11-11-09	100	SKETCHERS U S A INC CL A COM STK	579.30	2,404.61	1,825.31	
05-06-09	11-11-09	100	TEX COS INC NI W COM STK	2,862.68	3,945.04	1,082.36	
11-10-09	11-11-09	100	WOJVI RINI WORLD WIDE INC COM STK	2,792.94	2,702.30	-90.64	
11-09-09	11-11-09	200	WOJVI RINI WORLD WIDE INC COM STK	5,546.30	5,404.60	-141.70	
11-03-09	11-12-09	100	ABERCROMBIE & FITCH CO CL A COM STK	3,294.15	3,658.92	364.77	
09-24-09	11-12-09	600	ABERCROMBIE & FITCH CO CL A COM STK	19,756.20	21,953.49	2,197.29	
04-01-09	11-12-09	400	AMERICAN APPAREL INCCORP COM STK	1,096.84	1,075.89	-20.95	
04-01-09	11-12-09	200	AMERICAN APPAREL INCCORP COM STK	548.42	536.99	-11.43	
04-01-09	11-12-09	200	AMERICAN APPAREL INC CORP COM STK	544.00	536.98	-7.02	
03-12-09	11-12-09	200	CHARMING SHOPPES INC COM STK	168.78	1,005.23	836.45	
12-08-08	11-12-09	100	CVS CARFMARK CORP COM STK	2,811.90	2,960.06	148.16	
02-17-09	11-12-09	100	DECKERS OUTDOOR CORP COM STK	5,158.77	9,567.45	4,408.68	
08-21-09	11-12-09	200	GAP INC COM STK	3,899.84	4,462.94	563.10	
08-28-09	11-12-09	100	HANES BRANDS	2,151.61	2,554.47	402.86	
08-21-08	11-12-09	100	LUMBER LIQUIDATORS HDGS COM STK	1,194.97	2,466.14		1,271.17
03-04-09	11-12-09	200	SKETCHERS U S A INC CL A COM STK	1,158.60	4,751.31	3,592.71	
05-06-09	11-12-09	200	TEX COS INC NI W COM STK	5,725.36	7,734.78	2,009.42	
10-28-09	11-12-09	100	VSHOLDINGS INC DEF COM STK	1,804.00	2,016.19	212.19	
11-05-08	11-13-09	-200	BARNES & NOBLE INC COM STK	4,053.78	3,557.72	-496.06	
11-03-09	11-13-09	-200	HARLEY DAVIDSON INC COM STK	5,392.04	4,815.31	-576.73	
11-11-09	11-13-09	-100	HARLEY DAVIDSON INC COM STK	2,696.02	2,707.83	11.81	
05-08-09	11-13-09	-200	UNDER ARMOUR INC CL A COM STK	5,558.62	4,648.28	-910.34	

Please note: Buckingham Capital Management does not render advice on tax matters to clients. This information is not intended as tax advice, and you should consult with your own advisors on such decision. This report may not contain all information necessary to make a tax decision, for example this report does not take into account adjustments due to wash sales.

Buckingham Capital Management  
**REALIZED GAINS AND LOSSES**

*Leeds Family Foundation -- Retail*

**038C92429**

*From 01-01-09 Through 12-31-09*

Open Date	Close Date	Quantity	Security	Cost Basis	Proceeds	Gain Or Loss	
						Short Term	Long Term
09-24-09	11-13-09	100	AMERICAN APPAREL CO CL A COM STK	3,292.70	3,982.84	690.14	
04-01-09	11-13-09	1,300	AMERICAN APPAREL INCCORP COM STK	3,536.00	3,645.10	109.10	
04-01-09	11-13-09	100	AMERICAN APPAREL INCCORP COM STK	270.63	280.39	9.76	
04-01-09	11-13-09	400	AMERICAN APPAREL INCCORP COM STK	1,082.52	1,130.97	48.45	
03-04-09	11-13-09	900	CHARMING SHOPPES INC COM STK	463.86	4,370.64	3,906.78	
05-18-09	11-13-09	200	DECKERS OUTDOOR CORP COM STK	9,995.62	19,140.72	9,145.10	
08-21-09	11-13-09	100	GAP INC COM STK	1,949.92	2,213.87	263.95	
10-28-08	11-13-09	200	GSI COMM INC COM STK	1,752.20	3,836.90		2,084.70
08-28-09	11-13-09	200	HANES BRANDS COM STK	4,303.22	5,167.50	864.28	
11-10-09	11-13-09	100	NBLY INC COM	3,836.44	4,122.97	286.53	
08-03-09	11-13-09	200	NEW YORK & CO INC COM STK	780.50	749.94	-30.56	
03-06-09	11-13-09	200	SKETCHERS USA INC CL A COM STK	1,142.94	4,739.91	3,596.97	
05-06-09	11-13-09	100	HUGO BOSS INC NY COM STK	2,862.68	3,889.37	1,026.69	
10-28-09	11-13-09	100	VS HOLDINGS INC DE COM STK	1,804.00	2,005.34	201.34	
10-28-09	11-13-09	200	VS HOLDINGS INC DE COM STK	3,598.00	4,010.67	412.67	
11-05-08	11-16-09	-500	BARNES & NOBLE INC COM STK	10,298.95	8,894.30	-1,404.65	
11-05-08	11-16-09	-100	BARNES & NOBLE INC COM STK	2,060.24	1,778.86	-281.38	
09-02-09	11-16-09	-300	SPDR DOW JONES INDI AVU1 SER 1	31,358.58	27,909.93	-3,448.65	
07-23-09	11-16-09	-200	STARWOOD HOTELS & RESORTS COM STK	6,921.68	4,561.94	-2,359.74	
06-19-09	11-16-09	-300	STARWOOD HOTELS & RESORTS COM STK	10,382.52	6,895.02	-3,487.50	
11-02-09	11-16-09	-1,200	ISHARES RUSSELL 2000	71,972.76	67,727.82	-4,244.94	
09-02-09	11-16-09	-350	SPDR S&P 500 ETF TRUST	39,066.13	34,979.43	-4,086.70	
10-02-09	11-16-09	-50	SPDR S&P 500 ETF TRUST	5,580.87	5,103.16	-477.71	
05-08-09	11-16-09	-100	UNDER ARMOUR INC CL A COM STK	2,915.07	2,324.14	-590.93	
04-29-09	11-16-09	-200	UNDER ARMOUR INC CL A COM STK	5,830.14	4,688.27	-1,141.87	
05-13-09	11-16-09	-2,700	SPDR S&P RETAIL ETF	97,771.32	69,115.25	-28,656.07	
05-14-09	11-16-09	-700	SPDR S&P RETAIL ETF	25,348.12	17,965.59	-7,382.53	
05-21-09	11-16-09	-300	SPDR S&P RETAIL ETF	10,863.48	7,817.65	-3,045.83	

Please note Buckingham Capital Management does not render advice on tax matters to clients. This information is not intended as tax advice, and you should consult with your own advisors on such decision. This report may not contain all information necessary to make a tax decision, for example this report does not take into account adjustments due to wash sales.

Buckingham Capital Management  
**REALIZED GAINS AND LOSSES**

**Leeds Family Foundation -- Retail**  
**038C92429**

From 01-01-09 Through 12-31-09

Open Date	Close Date	Quantity	Security	Cost Basis	Proceeds	Gain Or Loss	
						Short Term	Long Term
03-17-09	11-16-09	100	DECKERS OUTDOOR CORP COM STK	4,714.92	9,954.53	5,239.61	
03-23-09	11-16-09	100	DECKERS OUTDOOR CORP COM STK	4,592.91	9,954.54	5,361.63	
02-27-09	11-16-09	300	DECKERS OUTDOOR CORP COM STK	12,761.46	29,863.60	17,102.14	
02-27-09	11-16-09	200	DECKERS OUTDOOR CORP COM STK	8,507.64	19,898.11	11,390.47	
02-27-09	11-16-09	100	DECKERS OUTDOOR CORP COM STK	4,202.47	9,949.05	5,746.58	
03-04-09	11-16-09	100	DECKERS OUTDOOR CORP COM STK	4,016.22	9,949.06	5,932.84	
03-06-09	11-16-09	100	DECKERS OUTDOOR CORP COM STK	3,952.79	9,949.05	5,996.26	
04-13-07	11-16-09	1,200	G-HI APPAREL GROUP FID COM STK	22,800.00	21,929.43		-870.57
11-10-09	11-16-09	800	WAL-MART STORES INC COM STK	41,840.00	42,393.39	553.39	
11-10-09	11-16-09	200	WAL-MART STORES INC COM STK	10,459.10	10,598.35	139.25	
11-10-09	11-16-09	2,100	WAL-MART STORES INC COM STK	109,812.99	111,282.64	1,469.65	
04-29-09	11-17-09	-100	UNDER ARMOUR INC CL A COM STK	2,890.06	2,344.14	-545.92	
09-24-09	11-17-09	200	ABERCROMBIE & FITCH CO CL A COM STK	6,585.40	8,170.66	1,585.26	
10-02-09	11-17-09	100	CHIEF FRIENDS INC COM STK	2,807.43	2,844.51	37.08	
10-23-09	11-17-09	200	DRESS BARN INC COM STK	3,896.80	4,169.87	273.07	
10-27-09	11-17-09	100	DRESS BARN INC COM STK	1,900.69	2,084.94	184.25	
10-14-09	11-17-09	300	DRESS BARN INC COM STK	5,693.13	6,254.81	561.68	
11-04-09	11-17-09	300	DRESS BARN INC COM STK	5,555.19	6,254.80	699.61	
10-29-09	11-17-09	100	DRESS BARN INC COM STK	1,846.80	2,084.94	238.14	
11-03-09	11-17-09	100	DRESS BARN INC COM STK	1,840.09	2,084.93	244.84	
03-06-09	11-17-09	100	DECKERS OUTDOOR CORP COM STK	3,952.79	9,809.34	5,856.55	
03-02-09	11-17-09	100	DECKERS OUTDOOR CORP COM STK	3,787.97	9,809.33	6,021.36	
04-13-07	11-17-09	400	G-HI APPAREL GROUP FID COM STK	7,600.00	7,192.69		-407.31
12-12-08	11-17-09	100	GSI COMM INC COM STK	820.94	2,033.69	1,212.75	

Please note: Buckingham Capital Management does not render advice on tax matters to clients. This information is not intended as tax advice, and you should consult with your own advisors on such decision. This report may not contain all information necessary to make a tax decision, for example this report does not take into account adjustments due to wash sales.

Buckingham Capital Management  
**REALIZED GAINS AND LOSSES**

**Leeds Family Foundation -- Retail**  
**038C92429**

From 01-01-09 Through 12-31-09

Open Date	Close Date	Quantity	Security	Cost Basis	Proceeds	Gain Or Loss	
						Short Term	Long Term
10-05-09	11-17-09	100	CHILDREN'S PLACE RETAIL STORES COM STK	2,950.87	3,404.41	453.54	
03-06-09	11-17-09	300	SKETCHERS U.S.A. INC. CL A COM STK	1,714.41	7,137.59	5,423.18	
10-23-09	11-17-09	100	TWEEN BRANDS INC COM STK	906.65	991.37	84.72	
10-20-09	11-17-09	200	TWEEN BRANDS INC COM STK	1,813.14	1,982.75	169.61	
10-14-09	11-17-09	100	TWEEN BRANDS INC COM STK	886.69	991.37	104.68	
08-07-09	11-18-09	200	BIG LOIS INC COM STK	4,897.00	5,037.17	140.17	
04-15-09	11-18-09	100	BIG LOIS INC COM STK	2,444.21	2,518.58	74.37	
11-17-09	11-18-09	100	CHICOSTAS INC COM STK	1,353.66	1,518.75	165.09	
11-05-09	11-18-09	100	DRESS BARN INC COM STK	1,806.99	2,093.82	286.83	
11-03-09	11-18-09	100	DRESS BARN INC COM STK	1,840.09	2,093.82	253.73	
09-30-09	11-18-09	100	GENTSCO INC COM STK	2,424.12	2,811.21	387.09	
12-09-08	11-18-09	100	GSI COMM INC COM STK	901.64	2,078.95	1,177.31	
10-08-09	11-18-09	100	GYMBORIE CORP COM STK	4,664.09	4,088.24	-575.85	
09-10-09	11-18-09	200	JONES APPAREL GROUP INC COM STK	3,447.44	3,585.26	137.82	
08-21-08	11-18-09	100	LUMBER LIQUIDATORS HDGS COM STK	1,194.97	2,491.32		1,296.35
10-05-09	11-18-09	300	CHILDREN'S PLACE RETAIL STORES COM STK	8,852.61	10,351.23	1,498.62	
10-22-09	11-18-09	100	PANERA BREAD CO CL A COM STK	5,564.06	6,363.73	799.67	
10-22-09	11-18-09	100	PANERA BREAD CO CL A COM STK	5,541.79	6,363.73	821.94	
10-21-09	11-18-09	100	PANERA BREAD CO CL A COM STK	5,427.42	6,363.73	936.31	
11-10-09	11-18-09	300	PHILIPS-VAN HEUSEN CORP COM STK	13,022.19	12,616.02	-406.17	
10-29-09	11-18-09	200	PHILIPS-VAN HEUSEN CORP COM STK	8,093.34	8,410.68	317.34	
03-06-09	11-18-09	100	SKETCHERS U.S.A. INC. CL A COM STK	571.47	2,375.72	1,804.25	
10-27-09	11-18-09	100	TWEEN BRANDS INC COM STK	883.21	987.98	104.77	

Please note: Buckingham Capital Management does not render advice on tax matters to clients. This information is not intended as tax advice, and you should consult with your own advisors on such decision. This report may not contain all information necessary to make a tax decision, for example this report does not take into account adjustments due to wash sales.

Buckingham Capital Management  
**REALIZED GAINS AND LOSSES**  
*Leeds Family Foundation -- Retail*  
**038C92429**

*From 01-01-09 Through 12-31-09*

Open Date	Close Date	Quantity	Security	Cost Basis	Proceeds	Gain Or Loss	
						Short Term	Long Term
08-17-09	11-19-09	-300	HOT TOPIC INC COM STK	1,746.12	2,184.93	438.81	
11-02-09	11-19-09	-100	WILLIAMS-SONOMA INC COM STK	2,125.00	1,890.83	-234.17	
09-28-09	11-19-09	100	ABERCROMBIE & FITCH CO CL A COM STK	3,266.88	3,995.21	728.33	
04-15-09	11-19-09	400	BIG TOYS INC COM STK	9,776.84	9,911.78	134.94	
09-29-09	11-19-09	100	DRESS BARN INC COM STK	1,837.45	2,051.75	214.30	
09-29-09	11-19-09	100	GENESCO INC COM STK	2,463.78	2,791.61	327.83	
08-28-09	11-19-09	100	HANIBRANDS	2,151.61	2,416.37	264.76	
05-12-09	11-19-09	100	ICONIX BRAND GROUP INC	1,459.41	1,205.96	-253.45	
12-18-08	11-19-09	100	LUMBER LIQUIDATORS HDGS COM STK	1,093.83	2,429.83	1,336.00	
10-05-09	11-19-09	100	CHILDREN'S PLACE RETAIL STORES COM STK	2,950.87	3,420.64	469.77	
06-26-09	11-19-09	100	PHILIPS-VAN HEUSEN CORP COM STK	2,880.10	4,285.46	1,405.36	
06-29-09	11-19-09	200	PHILIPS-VAN HEUSEN CORP COM STK	5,755.56	8,570.91	2,815.35	
06-30-09	11-19-09	100	PHILIPS-VAN HEUSEN CORP COM STK	2,868.10	4,285.46	1,417.36	
03-06-09	11-19-09	100	SKITCHERS USA INC CL A COM STK	571.47	2,318.15	1,746.68	
09-08-09	11-19-09	100	TARGET CORP COM STK	4,745.61	4,770.07	24.46	
05-06-09	11-19-09	100	TXCOS INC NEW COM STK	2,862.68	3,889.18	1,026.50	
05-08-09	11-19-09	400	TXCOS INC NEW COM STK	11,367.84	15,556.71	4,188.87	
09-29-09	11-19-09	100	WELFN BRANDS INC COM STK	857.10	964.48	107.38	
07-08-09	11-20-09	-200	DILLARDS INC CL A COM STK	3,088.66	1,596.74	-1,491.93	
07-16-09	11-20-09	-200	DILLARDS INC CL A COM STK	3,088.66	1,713.89	-1,374.77	
08-17-09	11-20-09	-200	HOT TOPIC INC COM STK	1,177.06	1,456.62	279.56	
11-03-09	11-20-09	-200	HOT TOPIC INC COM STK	1,177.06	1,493.82	316.76	
11-04-09	11-20-09	-200	HOT TOPIC INC COM STK	1,177.06	1,493.96	316.90	
11-12-09	11-20-09	-100	WHIRLPOOL CORP	7,043.94	7,313.05	269.11	
11-02-09	11-20-09	-100	WILLIAMS-SONOMA INC COM STK	2,202.16	1,890.83	-311.33	

Please note Buckingham Capital Management does not render advice on tax matters to clients. This information is not intended as tax advice, and you should consult with your own advisors on such decision. This report may not contain all information necessary to make a tax decision, for example this report does not take into account adjustments due to wash sales.



Buckingham Capital Management  
**REALIZED GAINS AND LOSSES**  
*Leeds Family Foundation -- Retail*  
**038C92429**

From 01-01-09 Through 12-31-09

Open Date	Close Date	Quantity	Security	Cost Basis	Proceeds	Gain Or Loss	
						Short Term	Long Term
09-28-09	11-20-09	100	ABLCROMBIE & FITCH CO CL A COM STK	3,266.88	3,987.51	720.63	
08-21-09	11-20-09	100	BIG LOIS INC COM STK	2,375.20	2,403.76	28.56	
09-29-09	11-20-09	100	DRESS BARN INC COM STK	1,837.45	2,162.10	324.65	
10-06-09	11-20-09	200	DRESS BARN INC COM STK	3,650.84	4,324.21	673.37	
10-06-09	11-20-09	100	DRESS BARN INC COM STK	1,824.93	2,162.10	337.17	
04-13-07	11-20-09	1,100	G-HI APPAREL GROUP FID COM STK	20,900.00	19,865.48		-1,034.52
04-13-07	11-20-09	100	G-HI APPAREL GROUP FID COM STK	1,900.00	1,795.44		-104.56
08-28-09	11-20-09	100	HANTSBRANDS	2,151.61	2,440.47	288.86	
11-10-09	11-20-09	200	NORDSTRUM INC COM	7,072.22	6,749.22	-323.00	
12-18-08	11-20-09	200	LUMBER LIQUIDATORS HDGS COM STK	2,187.66	4,875.91	2,688.25	
11-10-09	11-20-09	100	NBTY INC COM	3,836.44	4,188.46	352.02	
07-28-09	11-20-09	100	NBTY INC COM	3,564.33	4,188.46	624.13	
07-31-09	11-20-09	100	NEW YORK & CO INC COM STK	362.00	426.89	64.89	
07-27-09	11-20-09	100	NEW YORK & CO INC COM STK	353.00	426.88	73.88	
10-05-09	11-20-09	100	CHILDREN'S PLACE RETAIL STORES COM STK	2,950.87	3,392.76	441.89	
06-30-09	11-20-09	100	PHILIPS-VAN HEUSEN CORP COM STK	2,868.10	4,285.14	1,417.04	
03-06-09	11-20-09	100	SKETCHERS USA INC CL A COM STK	571.47	2,254.22	1,682.75	
05-08-09	11-20-09	100	TIX COS INC NEW COM STK	2,841.96	3,907.43	1,065.47	
09-29-09	11-20-09	200	TWEEN BRANDS INC COM STK	1,714.20	2,012.48	298.28	
11-10-09	11-20-09	100	WARNACO GROUP INC COM STK	4,422.17	4,210.64	-211.53	
10-27-09	11-23-09	-600	SPDR DOW JONES INDI AVUT SFR 1	62,941.08	59,151.69	-3,789.39	
10-27-09	11-23-09	-100	SPDR DOW JONES INDI AVUT SFR 1	10,450.61	9,858.62	-591.99	
10-21-09	11-23-09	-300	SPDR DOW JONES INDI AVUT SFR 1	31,351.83	29,883.64	-1,468.19	
10-16-09	11-23-09	-250	SPDR DOW JONES INDI AVUT SFR 1	26,126.53	24,937.51	-1,189.02	
10-07-09	11-23-09	-100	STAPLES INC COM STK	2,321.23	2,281.45	-39.78	
09-30-09	11-23-09	-300	STAPLES INC COM STK	6,963.69	6,875.13	-88.56	

Please note: Buckingham Capital Management does not render advice on tax matters to clients. This information is not intended as tax advice, and you should consult with your own advisors on such decision. This report may not contain all information necessary to make a tax decision, for example this report does not take into account adjustments due to wash sales.

Buckingham Capital Management  
**REALIZED GAINS AND LOSSES**

**Leeds Family Foundation -- Retail**  
**038C92429**

*From 01-01-09 Through 12-31-09*

Open Date	Close Date	Quantity	Security	Cost Basis	Proceeds	Gain Or Loss	
						Short Term	Long Term
10-01-09	11-23-09	-300	STAPLES INC COM STK	6,963.69	6,888.51	-75.18	
09-28-09	11-23-09	100	MBI R CROMBIE & HITCH CO CL A COM STK	3,266.88	3,940.60	673.72	
09-29-09	11-23-09	100	DRI SS BARN INC COM STK	1,821.81	2,195.04	373.23	
04-13-07	11-23-09	100	G-HI APPAREL GROUP LTD COM STK	1,900.00	1,785.44		-114.56
10-19-09	11-23-09	100	NORDSTROM INC COM	3,519.60	3,372.24	-147.36	
07-31-09	11-23-09	100	NBY INC COM	3,563.41	4,219.79	656.38	
10-05-09	11-23-09	100	CHILDREN'S PLACE RETAIL STORES COM STK	2,950.87	3,318.25	367.38	
06-25-09	11-23-09	200	PHILIPS-VAN HEUSEN CORP COM STK	5,656.84	8,484.40	2,827.56	
03-06-09	11-23-09	100	SKETCHERS USA INC CL A COM STK	571.47	2,242.95	1,671.48	
03-10-09	11-23-09	100	SKETCHERS USA INC CL A COM STK	568.17	2,242.95	1,674.78	
05-08-09	11-23-09	200	TEX COS INC NEW COM STK	5,683.92	7,703.22	2,019.30	
09-29-09	11-23-09	100	TWEEN BRANDS INC COM STK	857.10	1,030.42	173.32	
05-21-09	11-24-09	-4,000	SPDR S&P RETAIL ETF	139,990.00	104,235.31	-35,754.69	
07-06-09	11-24-09	-1,600	SPDR S&P RETAIL ETF	55,996.00	41,806.44	-14,189.56	
11-18-09	11-25-09	-100	DECKERS OUTDOOR CORP COM STK	9,472.27	9,924.00	451.73	
09-02-09	11-25-09	-100	SPDR DOW JONES INDI AVU1 SFR I	10,443.52	9,303.31	-1,140.21	
10-02-09	11-25-09	-500	SPDR DOW JONES INDI AVU1 SFR I	52,217.60	47,084.78	-5,132.82	
10-08-09	11-25-09	-300	RETAIL HOLDERS TRUST	28,552.32	27,020.30	-1,532.02	
10-08-09	11-25-09	-400	RETAIL HOLDERS TRUST	38,116.88	36,027.07	-2,089.81	
10-16-09	11-25-09	-100	STAPLES INC COM STK	2,349.02	2,314.44	-34.58	
09-18-09	11-25-09	-100	STAPLES INC COM STK	2,349.02	2,316.04	-32.98	
09-18-09	11-25-09	-400	STAPLES INC COM STK	9,443.40	9,264.16	-179.24	
10-12-09	11-25-09	-100	STAPLES INC COM STK	2,360.85	2,317.30	-43.55	
10-14-09	11-25-09	-100	STAPLES INC COM STK	2,360.85	2,319.03	-41.82	
07-29-09	11-25-09	100	NBY INC COM	3,522.17	4,208.61	686.44	
07-06-09	11-27-09	-500	SPDR S&P RETAIL ETF	17,550.90	13,064.51	-4,486.39	
07-08-09	11-27-09	-700	SPDR S&P RETAIL ETF	24,571.26	18,308.45	-6,262.81	
07-06-09	11-27-09	-400	SPDR S&P RETAIL ETF	14,040.72	10,535.60	-3,505.12	
05-28-09	11-27-09	-300	SPDR S&P RETAIL ETF	10,530.54	7,922.80	-2,607.74	

Please note: Buckingham Capital Management does not render advice on tax matters to clients. This information is not intended as tax advice, and you should consult with your own advisors on such decision. This report may not contain all information necessary to make a tax decision, for example this report does not take into account adjustments due to wash sales.

Buckingham Capital Management  
**REALIZED GAINS AND LOSSES**

*Leeds Family Foundation -- Retail*

**038C92429**

*From 01-01-09 Through 12-31-09*

Open Date	Close Date	Quantity	Security	Cost Basis	Proceeds	Gain Or Loss	
						Short Term	Long Term
03-16-09	11-30-09	-100	CORINTHIAN COLLEGES INC COM STK	1,473 74	1,654 96	181 22	
03-06-09	11-30-09	-500	CORINTHIAN COLLEGES INC COM STK	7 368 70	8,309 60	940 90	
03-09-09	11-30-09	-100	CORINTHIAN COLLEGES INC COM STK	1 482 78	1,674 28	191 50	
10-14-09	11-30-09	-200	CORINTHIAN COLLEGES INC COM STK	2 965 56	3,457 39	491 83	
10-16-09	11-30-09	-100	CORINTHIAN COLLEGES INC COM STK	1 482 78	1,738 89	256 11	
10-21-09	11-30-09	-100	CORINTHIAN COLLEGES INC COM STK	1 482 78	1 827 81	345 03	
08-21-09	11-30-09	300	BIG LOTS INC COM STK	7 125 60	7,074 63	-50 97	
07-30-09	11-30-09	400	BIG LOTS INC COM STK	9 386 40	9,432 83	46 43	
08-05-09	11-30-09	300	BIG LOTS INC COM STK	7 036 02	7,074 63	38 61	
10-23-09	11-30-09	100	BAILY TECH INC COM	4 488 34	4,122 60	-365 74	
10-23-09	11-30-09	100	BAILY TECH INC COM	4 484 39	4,122 60	-361 79	
12-08-08	11-30-09	300	CVS CAREMARK CORP COM STK	8 435 70	9,288 90	853 20	
09-29-09	11-30-09	100	DRI SS BARN INC COM STK	1 821 81	2,117 02	295 21	
11-03-09	11-30-09	47	DRI SS BARN INC COM STK	853 15	995 00	141 85	
09-16-09	11-30-09	253	DRI SS BARN INC COM STK	4 587 78	5,356 04	768 26	
11-25-09	11-30-09	100	GENESCO INC COM STK	2 658 38	2,611 47	-46 91	
11-25-09	11-30-09	300	GENESCO INC COM STK	7 975 14	7,842 42	-132 72	
10-22-09	11-30-09	300	GAMES TOP CORP NFW CL A COM STK	7,620 75	7,278 44	-342 31	
10-30-09	11-30-09	100	GYMBORFF CORP COM STK	4 285 33	3,943 31	-342 02	
08-28-09	11-30-09	100	HANESBRANDS	2 151 61	2,378 21	226 60	
08-27-09	11-30-09	100	HANESBRANDS	2 120 50	2,378 21	257 71	
08-31-09	11-30-09	100	HANESBRANDS	2 100 42	2,378 20	277 78	
05-12-09	11-30-09	200	ICONIX BRAND GROUP INC	2 918 82	2,218 98	-699 84	
10-19-09	11-30-09	100	NORDSTRIM INC COM	3 519 60	3 314 70	-204 90	
11-09-09	11-30-09	300	NORDSTRIM INC COM	10 547 97	9,944 11	-603 86	
12-18-08	11-30-09	100	LUMBER LIQUIDATORS HDGS COM STK	1 093 83	2,342 85	1,249 02	
11-10-09	11-30-09	500	MACYS INC COM STK	9 808 60	8 170 14	-1,638 46	
11-09-09	11-30-09	500	MACYS INC COM STK	9 762 65	8,170 14	-1,592 51	

Please note Buckingham Capital Management does not render advice on tax matters to clients. This information is not intended as tax advice, and you should consult with your own advisors on such decision. This report may not contain all information necessary to make a tax decision, for example this report does not take into account adjustments due to wash sales.

Buckingham Capital Management  
**REALIZED GAINS AND LOSSES**  
*Leeds Family Foundation -- Retail*  
**038C92429**

From 01-01-09 Through 12-31-09

Open Date	Close Date	Quantity	Security	Cost Basis	Proceeds	Gain Or Loss	
						Short Term	Long Term
10-06-09	11-30-09	700	MACYS INC COM STK	13,229.72	11,438.20	-1,791.52	
09-22-09	11-30-09	400	MACYS INC COM STK	7,551.16	6,536.11	-1,015.05	
10-06-09	11-30-09	500	MACYS INC COM STK	9,384.85	8,170.14	-1,214.71	
10-07-09	11-30-09	1100	MACYS INC COM STK	20,510.93	17,974.30	-2,536.63	
10-27-09	11-30-09	100	MACYS INC COM STK	1,844.65	1,634.03	-210.62	
11-10-09	11-30-09	200	MAIDENFORM BRANDS INC COM STK	3,160.18	2,846.50	-313.68	
07-29-09	11-30-09	100	NBIY INC COM	3,510.72	3,964.87	454.15	
09-16-09	11-30-09	100	PANERA BREAD CO CL A COM STK	5,673.73	6,297.60	623.87	
06-25-09	11-30-09	100	PHILIPS-VAN HEUSEN CORP COM STK	2,828.42	4,026.30	1,197.88	
11-16-09	11-30-09	100	POLO RALPH LAUREN CORP CL A COM STK	8,191.15	7,636.17	-554.98	
03-10-09	11-30-09	100	SKETCHERS USA INC CL A COM STK	568.17	2,225.45	1,657.28	
11-24-09	11-30-09	200	HILFANY & CO COM STK	8,400.74	8,415.72	14.98	
11-20-09	11-30-09	100	HILFANY & CO COM STK	1,124.45	4,207.86	83.41	
05-12-09	11-30-09	100	LIXCOS INC NEW COM STK	2,839.34	3,830.65	991.31	
12-16-08	11-30-09	100	WARNACO GROUP INC COM STK	1,725.27	4,039.11	2,313.84	
07-23-09	12-01-09	100	BIG LOTS INC COM STK	2,308.91	2,329.22	20.31	
11-10-09	12-01-09	400	ELECTRONIC ARTS INC COM STK	7,301.92	6,738.06	-563.86	
07-23-09	12-02-09	100	BIG LOTS INC COM STK	2,308.91	2,397.48	88.57	
07-24-09	12-02-09	200	BIG LOTS INC COM STK	4,550.18	4,794.95	244.77	
04-13-07	12-02-09	900	G-HI APPAREL GROUP LTD COM STK	17,100.00	16,900.48		-199.52
04-13-07	12-02-09	500	G-HI APPAREL GROUP LTD COM STK	9,500.00	9,433.85		-66.15
04-13-07	12-02-09	300	G-HI APPAREL GROUP LTD COM STK	5,700.00	5,803.41		103.41
04-13-07	12-02-09	100	G-HI APPAREL GROUP LTD COM STK	1,900.00	1,895.98		-4.02
07-29-09	12-02-09	100	NBIY INC COM	3,510.72	4,186.38	675.66	
10-05-09	12-02-09	500	CHILDRENS PLACE RETAIL STORES COM STK	14,694.20	15,799.14	1,104.94	

Please note Buckingham Capital Management does not render advice on tax matters to clients. This information is not intended as tax advice, and you should consult with your own advisors on such decision. This report may not contain all information necessary to make a tax decision, for example this report does not take into account adjustments due to wash sales.

Buckingham Capital Management  
**REALIZED GAINS AND LOSSES**  
*Leeds Family Foundation -- Retail*  
**038C92429**

*From 01-01-09 Through 12-31-09*

Open Date	Close Date	Quantity	Security	Cost Basis	Proceeds	Gain Or Loss	
						Short Term	Long Term
09-21-09	12-02-09	100	CHILDREN'S PLACE RETAIL STORES COM STK	2,909.08	3,159.83	250.75	
09-16-09	12-02-09	100	PANFRA BREAD CO CL A COM STK	5,673.73	6,541.35	867.62	
11-25-09	12-02-09	100	TARGET CORP COM STK	4,785.93	4,720.90	-65.03	
11-25-09	12-03-09	300	ABERCROMBIE & FITCH CO CL A COM STK	12,203.40	11,429.73	-773.67	
11-27-09	12-03-09	600	ABERCROMBIE & FITCH CO CL A COM STK	24,293.76	22,859.47	-1,434.29	
07-20-09	12-03-09	700	BIG LOTS INC COM STK	15,365.35	16,625.06	1,259.71	
07-22-09	12-03-09	100	BIG LOTS INC COM STK	2,188.05	2,375.01	186.96	
07-22-09	12-03-09	100	BIG LOTS INC COM STK	2,188.05	2,357.91	169.86	
07-21-09	12-03-09	200	BIG LOTS INC COM STK	4,339.68	4,715.82	376.14	
07-17-09	12-03-09	500	BIG LOTS INC COM STK	10,778.35	11,789.54	1,011.19	
09-16-09	12-03-09	847	DRESS BARN INC COM STK	15,359.07	17,946.11	2,587.04	
09-22-09	12-03-09	47	DRESS BARN INC COM STK	850.52	995.83	145.31	
09-16-09	12-03-09	94	DRESS BARN INC COM STK	1,701.00	1,991.66	290.66	
10-28-09	12-03-09	200	DRESS BARN INC COM STK	3,615.84	4,237.57	621.73	
09-22-09	12-03-09	200	DRESS BARN INC COM STK	3,607.96	4,237.57	629.61	
09-21-09	12-03-09	400	DRESS BARN INC COM STK	7,207.68	8,475.14	1,267.46	
11-05-09	12-03-09	94	DRESS BARN INC COM STK	1,691.72	1,991.66	299.94	
10-28-09	12-03-09	47	DRESS BARN INC COM STK	844.70	995.83	151.13	
09-28-09	12-03-09	271	DRESS BARN INC COM STK	4,866.37	5,741.90	875.53	
04-13-07	12-03-09	1,300	G-HI APPAREL GROUP FID COM STK	24,700.00	24,939.46		239.46
04-13-07	12-03-09	1,800	G-HI APPAREL GROUP FID COM STK	34,200.00	34,985.16		785.16
04-13-07	12-03-09	800	G-HI APPAREL GROUP FID COM STK	15,200.00	15,343.60		143.60
04-13-07	12-03-09	600	G-HI APPAREL GROUP FID COM STK	11,400.00	11,956.19		556.19
10-22-09	12-03-09	100	WALMART STORES INC COM STK	4,541.20	4,207.79	-333.41	

Please note: Buckingham Capital Management does not render advice on tax matters to clients. This information is not intended as tax advice, and you should consult with your own advisors on such decision. This report may not contain all information necessary to make a tax decision, for example this report does not take into account adjustments due to wash sales.

Buckingham Capital Management  
**REALIZED GAINS AND LOSSES**  
*Leeds Family Foundation -- Retail*  
**038C92429**  
*From 01-01-09 Through 12-31-09*

Open Date	Close Date	Quantity	Security	Cost Basis	Proceeds	Gain Or Loss	
						Short Term	Long Term
10-23-09	12-03-09	100	IOS A BANK CLOTHIERS INC COM STK	4,532.47	4,207.79	-324.68	
12-18-08	12-03-09	100	LUMBER LIQUIDATORS HDGS COM STK	1,093.83	2,576.95	1,483.12	
12-18-08	12-03-09	100	LUMBER LIQUIDATORS HDGS COM STK	1,088.59	2,618.40	1,529.81	
07-16-09	12-03-09	100	NBY INC COM	3,147.50	4,209.79	1,062.29	
07-16-09	12-03-09	200	NBY INC COM	6,203.50	8,419.58	2,216.08	
07-28-09	12-03-09	100	NEW YORK & CO INC COM STK	349.12	428.23	79.11	
07-29-09	12-03-09	100	NEW YORK & CO INC COM STK	338.00	428.22	90.22	
11-27-09	12-04-09	100	ABIR ROMBIL & FITCH COCEA COM STK	4,048.96	3,619.33	-429.63	
07-17-09	12-01-09	600	BIG LOTS INC COM STK	12,934.02	16,409.34	3,475.32	
07-16-09	12-04-09	200	BIG LOTS INC COM STK	4,233.98	5,469.78	1,235.80	
07-01-09	12-04-09	100	BIG LOTS INC COM STK	2,113.36	2,734.89	621.53	
06-30-09	12-04-09	100	BIG LOTS INC COM STK	2,111.33	2,734.89	623.56	
06-18-09	12-04-09	400	BIG LOTS INC COM STK	8,382.60	10,939.55	2,556.95	
07-08-09	12-04-09	100	BIG LOTS INC COM STK	2,047.01	2,734.89	687.88	
11-17-09	12-04-09	300	CHICOS FAS INC COM STK	4,060.98	4,178.95	117.97	
11-16-09	12-04-09	100	CHICOS FAS INC COM STK	1,345.94	1,392.98	47.04	
11-16-09	12-04-09	600	CHICOS FAS INC COM STK	8,075.64	8,394.98	319.34	
04-13-07	12-04-09	3,000	G-III APPAREL GROUP FID COM STK	57,000.00	62,971.98		5,971.98
04-13-07	12-04-09	1,000	G-III APPAREL GROUP FID COM STK	19,000.00	20,896.06		1,896.06
10-22-09	12-04-09	100	GAME STOP CORP NEW CEA COM STK	2,540.25	2,130.09	-410.16	
10-23-09	12-01-09	100	GAME STOP CORP NEW CEA COM STK	2,505.49	2,130.10	-375.39	
10-23-09	12-04-09	100	GAME STOP CORP NEW CEA COM STK	2,489.45	2,130.09	-359.36	
11-11-09	12-04-09	200	GAME STOP CORP NEW CEA COM STK	4,908.08	4,260.19	-647.89	
09-28-09	12-04-09	100	HIGREGG INC	1,642.40	2,078.91	436.51	
06-26-09	12-04-09	100	HIGREGG INC	1,632.26	2,078.90	446.64	
10-14-09	12-04-09	100	IOS A BANK CLOTHIERS INC COM STK	4,500.85	4,234.97	-265.88	

Please note: Buckingham Capital Management does not render advice on tax matters to clients. This information is not intended as tax advice, and you should consult with your own advisors on such decisions. This report may not contain all information necessary to make a tax decision, for example this report does not take into account adjustments due to wash sales.

Buckingham Capital Management  
**REALIZED GAINS AND LOSSES**  
*Leeds Family Foundation -- Retail*  
**038C92429**

*From 01-01-09 Through 12-31-09*

Open Date	Close Date	Quantity	Security	Cost Basis	Proceeds	Gain Or Loss	
						Short Term	Long Term
10-13-09	12-04-09	100	JOS A BANK CLOTHIERS INC COM STK	4,418.86	4,234.97	-183.89	
10-27-09	12-04-09	100	JOS A BANK CLOTHIERS INC COM STK	4,339.67	4,234.97	-104.70	
10-28-09	12-04-09	100	JOS A BANK CLOTHIERS INC COM STK	4,310.02	4,234.97	-75.05	
12-18-08	12-04-09	100	LUMBER LIQUIDATORS HD DGS COM STK	1,076.50	2,699.93	1,623.43	
11-10-09	12-04-09	100	MAIDENFORM BRANDS INC COM STK	1,580.09	1,478.82	-101.27	
07-16-09	12-04-09	100	NBY INC COM	3,101.75	4,270.76	1,169.01	
07-20-09	12-04-09	100	NEW YORK & CO INC COM STK	311.86	434.94	123.08	
07-20-09	12-04-09	100	NEW YORK & CO INC COM STK	310.00	434.94	124.94	
07-16-09	12-04-09	100	NEW YORK & CO INC COM STK	309.00	434.93	125.93	
10-02-09	12-04-09	400	CHILDREN'S PLACE RETAIL STORES COM STK	11,567.96	10,843.40	-724.56	
10-02-09	12-04-09	100	CHILDREN'S PLACE RETAIL STORES COM STK	2,888.44	2,710.85	-177.59	
09-22-09	12-04-09	100	PANERA BREAD CO CL A COM STK	5,617.77	6,396.20	778.43	
04-13-07	12-07-09	200	G-HI APPAREL GROUP LTD COM STK	3,800.00	4,364.38		564.38
04-13-07	12-07-09	100	G-HI APPAREL GROUP LTD COM STK	1,900.00	2,110.72		210.72
04-13-07	12-07-09	100	G-HI APPAREL GROUP LTD COM STK	1,900.00	2,064.15		164.15
04-13-07	12-07-09	1,300	G-HI APPAREL GROUP LTD COM STK	24,700.00	26,466.40		1,766.40
04-13-07	12-07-09	800	G-HI APPAREL GROUP LTD COM STK	15,200.00	16,249.82		1,049.82
11-11-09	12-07-09	100	GAMESTOP CORP NEW CL A COM STK	2,454.04	2,146.12	-307.92	
11-16-09	12-07-09	200	GAMESTOP CORP NEW CL A COM STK	4,838.70	4,292.25	-546.45	
10-26-09	12-07-09	200	GAMESTOP CORP NEW CL A COM STK	4,828.06	4,292.25	-535.81	
12-01-09	12-07-09	200	GAMESTOP CORP NEW CL A COM STK	4,780.50	4,292.25	-488.25	
11-17-09	12-07-09	100	GAMESTOP CORP NEW CL A COM STK	2,386.08	2,146.13	-239.95	
12-02-09	12-07-09	100	GAMESTOP CORP NEW CL A COM STK	2,244.62	2,146.12	-98.50	
10-29-09	12-07-09	100	JOS A BANK CLOTHIERS INC COM STK	4,297.76	4,135.46	-162.30	

Please note Buckingham Capital Management does not render advice on tax matters to clients. This information is not intended as tax advice, and you should consult with your own advisors on such decision. This report may not contain all information necessary to make a tax decision, for example this report does not take into account adjustments due to wash sales.

Buckingham Capital Management  
**REALIZED GAINS AND LOSSES**  
*Leeds Family Foundation -- Retail*  
**038C92429**

*From 01-01-09 Through 12-31-09*

Open Date	Close Date	Quantity	Security	Cost Basis	Proceeds	Gain Or Loss	
						Short Term	Long Term
07-16-09	12-07-09	300	NBTY INC COM	9,305.25	12,910.85	3,605.60	
09-17-09	12-07-09	100	CHILDREN'S PLACE RETAIL STORES COM STK	2,887.55	2,772.96	-114.59	
07-21-09	12-07-09	100	CHILDREN'S PLACE RETAIL STORES COM STK	2,881.46	2,772.96	-108.50	
09-15-09	12-07-09	100	CHILDREN'S PLACE RETAIL STORES COM STK	2,826.36	2,772.95	-53.41	
04-13-07	12-08-09	200	G-HI APPAREL GROUP LTD COM STK	3,800.00	4,095.47		295.47
04-13-07	12-08-09	300	G-HI APPAREL GROUP LTD COM STK	5,700.00	6,072.59		372.59
04-13-07	12-08-09	300	G-HI APPAREL GROUP LTD COM STK	5,700.00	6,089.15		389.15
04-13-07	12-08-09	300	G-HI APPAREL GROUP LTD COM STK	5,700.00	6,088.73		388.73
10-14-09	12-08-09	100	GILDAN ACTIVEWEAR INC COM CAD	1,997.54	1,979.52	-18.02	
11-10-09	12-08-09	100	GILDAN ACTIVEWEAR INC COM CAD	1,951.87	1,979.51	27.64	
10-29-08	12-08-09	200	GSI COMM INC COM STK	1,823.02	4,825.35		3,002.33
09-16-09	12-08-09	200	HHGRFGG INC	3,193.12	4,323.56	1,130.44	
11-25-09	12-08-09	100	IOS A BANK C/O OTHERS INC COM STK	4,224.51	4,052.32	-172.19	
11-24-09	12-08-09	100	IOS A BANK C/O OTHERS INC COM STK	4,198.48	4,052.31	-146.17	
11-10-09	12-08-09	100	MAIDENFORM BRANDS INC COM STK	1,580.09	1,506.01	-74.08	
07-20-09	12-08-09	100	NBTY INC COM	3,078.08	4,327.86	1,249.78	
09-15-09	12-08-09	200	CHILDREN'S PLACE RETAIL STORES COM STK	5,652.72	5,445.14	-207.58	
09-14-09	12-08-09	200	CHILDREN'S PLACE RETAIL STORES COM STK	5,513.12	5,445.14	-67.98	
09-11-09	12-08-09	200	CHILDREN'S PLACE RETAIL STORES COM STK	5,450.72	5,445.13	-5.59	
12-04-09	12-09-09	-200	MENS WEARHOUSE INC COM STK	3,781.00	4,305.44	524.44	
04-04-08	12-09-09	-200	MENS WEARHOUSE INC COM STK	3,781.00	4,802.99	1,021.99	
04-10-08	12-09-09	-100	MENS WEARHOUSE INC COM STK	1,890.50	2,434.08	543.58	
05-01-08	12-09-09	-100	MENS WEARHOUSE INC COM STK	1,890.50	2,635.35	744.85	

Please note: Buckingham Capital Management does not render advice on tax matters to clients. This information is not intended as tax advice, and you should consult with your own advisors on such decision. This report may not contain all information necessary to make a tax decision, for example this report does not take into account adjustments due to wash sales.



Buckingham Capital Management  
**REALIZED GAINS AND LOSSES**  
*Leeds Family Foundation -- Retail*  
**038C92429**

*From 01-01-09 Through 12-31-09*

Open Date	Close Date	Quantity	Security	Cost Basis	Proceeds	Gain Or Loss	
						Short Term	Long Term
11-27-09	12-09-09	100	ABERCROMBIE & HITCH COCKTAIL COM STK	1,048.96	3,380.03	-668.93	
12-04-09	12-09-09	200	CHIFFON CAKE FACTORY INC COM STK	3,948.62	3,862.02	-86.60	
09-28-09	12-09-09	129	DRESS BARN INC COM STK	2,316.47	2,673.77	357.30	
09-18-09	12-09-09	171	DRESS BARN INC COM STK	3,065.89	3,544.31	478.42	
04-13-07	12-09-09	600	G-HI APPAREL GROUP LTD COM STK	11,400.00	12,131.62		731.62
11-25-09	12-09-09	200	GAP INC COM STK	4,483.04	4,157.93	-325.11	
11-09-09	12-09-09	100	MAIDENFORM BRANDS INC COM STK	1,575.90	1,546.96	-28.94	
09-10-09	12-09-09	100	CHILDREN'S PLACE RETAIL STORES COM STK	10,880.72	10,813.16	-67.56	
11-02-09	12-10-09	-200	WILLIAMS-SONOMA INC COM STK	4,322.76	3,781.66	-541.10	
11-25-09	12-10-09	200	ABERCROMBIE & HITCH COCKTAIL COM STK	8,067.08	7,038.49	-1,028.59	
09-18-09	12-10-09	29	DRESS BARN INC COM STK	519.95	605.30	85.35	
09-21-09	12-10-09	47	DRESS BARN INC COM STK	840.19	981.01	140.82	
09-18-09	12-10-09	47	DRESS BARN INC COM STK	839.24	981.01	141.77	
09-28-09	12-10-09	94	DRESS BARN INC COM STK	1,678.42	1,962.02	283.60	
09-11-09	12-10-09	100	DRESS BARN INC COM STK	1,779.63	2,087.26	307.63	
09-21-09	12-10-09	83	DRESS BARN INC COM STK	1,475.65	1,732.42	256.77	
05-22-09	12-10-09	200	GUESS INC COM STK	4,625.14	8,758.57	4,133.43	
04-13-07	12-10-09	100	G-HI APPAREL GROUP LTD COM STK	1,900.00	2,074.63		174.63
12-19-08	12-10-09	200	LUMBER LIQUIDATORS HLDGS COM STK	2,131.36	5,089.66	2,958.30	
11-06-09	12-10-09	200	MAIDENFORM BRANDS INC COM STK	3,058.66	3,132.05	73.39	
09-10-09	12-10-09	300	CHILDREN'S PLACE RETAIL STORES COM STK	8,160.54	8,616.67	456.13	
06-25-09	12-10-09	100	PHILIPS-VAN HEUSEN CORP COM STK	2,828.42	3,983.24	1,154.82	
12-04-09	12-10-09	200	HUGO BOSS INC NEW COM STK	7,382.64	7,469.12	86.48	
10-26-09	12-11-09	-100	CHINA TELECOM CORP LTD ADR	1,289.11	4,649.36	360.25	

Please note: Buckingham Capital Management does not render advice on tax matters to clients. This information is not intended as tax advice, and you should consult with your own advisors on such decision. This report may not contain all information necessary to make a tax decision, for example this report does not take into account adjustments due to wash sales.

Buckingham Capital Management  
**REALIZED GAINS AND LOSSES**  
*Leeds Family Foundation -- Retail*  
**038C92429**  
*From 01-01-09 Through 12-31-09*

Open Date	Close Date	Quantity	Security	Cost Basis	Proceeds	Gain Or Loss	
						Short Term	Long Term
03-30-09	12-11-09	-200	CINELAS CORP COM STK	5,861.88	4,863.37	-998.51	
06-30-09	12-11-09	-300	STARBUCKS CORP COM STK	6,735.75	4,199.95	-2,535.80	
07-01-09	12-11-09	-200	STARBUCKS CORP COM STK	4,490.50	2,814.53	-1,675.97	
11-12-09	12-11-09	-100	TRAC FLO SUPPLY CO COM STK	4,978.55	4,741.96	-236.59	
11-23-09	12-11-09	-100	TRAC FLO SUPPLY CO COM STK	4,978.55	4,821.00	-157.55	
11-02-09	12-11-09	-300	WILLIAMS-SONOMA INC COM STK	6,559.80	5,672.49	-887.31	
11-03-09	12-11-09	-300	WILLIAMS-SONOMA INC COM STK	6,559.80	5,684.76	-875.04	
11-06-09	12-11-09	-100	WILLIAMS-SONOMA INC COM STK	2,186.60	1,905.73	-280.87	
11-11-09	12-11-09	-100	WILLIAMS-SONOMA INC COM STK	2,186.60	2,029.95	-156.65	
07-13-09	12-11-09	-400	CONSUMER DISCRETIONARY SELT	11,862.08	8,833.73	-3,028.35	
07-17-09	12-11-09	-400	CONSUMER DISCRETIONARY SELT	11,862.08	9,455.75	-2,406.33	
05-28-09	12-11-09	-700	SPDR S&P RETAIL ETF	24,761.73	18,486.52	-6,275.21	
04-22-09	12-11-09	-3,100	SPDR S&P RETAIL ETF	109,659.09	82,239.33	-27,419.76	
09-21-09	12-11-09	58	DRESS BARN INC COM STK	1,031.18	1,218.12	186.94	
09-15-09	12-11-09	47	DRESS BARN INC COM STK	833.29	987.10	153.81	
09-10-09	12-11-09	195	DRESS BARN INC COM STK	3,442.24	4,095.42	653.18	
04-13-07	12-11-09	100	G-HI APPARTEL GROUP LTD COM STK	1,900.00	2,051.19		151.19
04-13-07	12-11-09	300	G-HI APPARTEL GROUP LTD COM STK	5,700.00	6,336.58		636.58
11-06-09	12-11-09	100	MAIDENFORM BRANDS INC COM STK	1,529.33	1,604.08	74.75	
09-10-09	12-11-09	100	CHILDREN'S PLACE RETAIL STORES COM STK	2,720.18	2,951.61	231.43	
09-09-09	12-11-09	100	CHILDREN'S PLACE RETAIL STORES COM STK	2,682.56	2,951.61	269.05	
03-07-08	12-11-09	100	CHILDREN'S PLACE RETAIL STORES COM STK	1,952.17	2,920.59		968.42
03-07-08	12-11-09	400	CHILDREN'S PLACE RETAIL STORES COM STK	7,808.68	11,625.66		3,816.98

Please note Buckingham Capital Management does not render advice on tax matters to clients. This information is not intended as tax advice, and you should consult with your own advisors on such decision. This report may not contain all information necessary to make a tax decision, for example this report does not take into account adjustments due to wash sales.

Buckingham Capital Management  
**REALIZED GAINS AND LOSSES**  
*Leeds Family Foundation -- Retail*  
**038C92429**

From 01-01-09 Through 12-31-09

Open Date	Close Date	Quantity	Security	Cost Basis	Proceeds	Gain Or Loss	
						Short Term	Long Term
01-23-09	12-11-09	100	CHILDREN'S PLACE RETAIL STORES COM STK	1,952.00	2,906.41	954.41	
09-15-09	12-14-09	200	DOMINOS PIZZA	1,746.84	1,523.32	-223.52	
10-13-09	12-14-09	100	DOMINOS PIZZA	867.94	761.66	-106.28	
10-14-09	12-14-09	200	DOMINOS PIZZA	1,723.16	1,523.32	-199.84	
09-04-09	12-14-09	100	DOMINOS PIZZA	805.75	761.66	-44.09	
04-13-07	12-14-09	300	G-III APPAREL GROUP HLDG COM STK	5,700.00	6,497.05		797.05
09-16-09	12-14-09	200	HIGREGG INC	3,193.12	4,366.18	1,173.06	
12-19-08	12-14-09	200	LUMBER LIQUIDATORS HLDGS COM STK	2,131.36	5,463.83	3,332.47	
11-06-09	12-14-09	100	MAIDENFORM BRANDS INC COM STK	1,529.33	1,610.41	81.08	
11-05-09	12-14-09	100	MAIDENFORM BRANDS INC COM STK	1,507.36	1,610.42	103.06	
07-20-09	12-14-09	100	NBY INC COM	3,078.08	4,405.72	1,327.64	
01-23-09	12-14-09	700	CHILDREN'S PLACE RETAIL STORES COM STK	13,664.00	20,707.21	7,043.21	
06-25-09	12-14-09	200	PHILIPS-VAN HEUSEN CORP COM STK	5,656.84	8,112.47	2,455.63	
06-25-09	12-14-09	100	PHILIPS-VAN HEUSEN CORP COM STK	2,817.15	4,056.23	1,239.08	
06-25-09	12-14-09	100	PHILIPS-VAN HEUSEN CORP COM STK	2,809.84	4,056.24	1,246.40	
12-08-09	12-15-09	-100	DECKERS OUTDOOR CORP COM STK	9,496.86	9,663.74	166.88	
12-08-09	12-15-09	-100	DECKERS OUTDOOR CORP COM STK	9,496.86	9,709.51	212.65	
11-25-09	12-15-09	100	ABERCROMBIE & FITCH CO CL A COM STK	4,033.54	3,542.89	-490.65	
09-10-09	12-15-09	200	DRESS BARN INC COM STK	3,530.50	4,324.66	794.16	
09-10-09	12-15-09	5	DRESS BARN INC COM STK	88.26	108.42	20.16	
09-15-09	12-15-09	95	DRESS BARN INC COM STK	1,674.54	2,060.02	385.48	
08-26-09	12-15-09	400	DOMINOS PIZZA	3,214.24	3,085.80	-128.44	
09-03-09	12-15-09	400	DOMINOS PIZZA	3,179.80	3,085.80	-94.00	
11-25-09	12-15-09	200	GAP INC COM STK	4,483.04	4,359.62	-123.42	
10-29-08	12-15-09	100	GSI COMM INC COM STK	911.51	2,484.19		1,572.68
08-10-09	12-15-09	100	HANISBRANDS	2,091.59	2,564.17	472.58	
09-01-09	12-15-09	100	HANISBRANDS	2,087.88	2,564.17	476.29	
09-01-09	12-15-09	100	HANISBRANDS	2,087.88	2,571.68	483.80	
05-12-09	12-15-09	400	ICONIX BRAND GROUP INC	5,837.64	4,840.55	-997.09	
12-19-08	12-15-09	100	LUMBER LIQUIDATORS HLDGS COM STK	1,065.68	2,749.94	1,684.26	

Please note Buckingham Capital Management does not render advice on tax matters to clients. This information is not intended as tax advice, and you should consult with your own advisors on such decision. This report may not contain all information necessary to make a tax decision, for example this report does not take into account adjustments due to wash sales.

Buckingham Capital Management  
**REALIZED GAINS AND LOSSES**  
*Leeds Family Foundation -- Retail*  
**038C92429**

*From 01-01-09 Through 12-31-09*

Open Date	Close Date	Quantity	Security	Cost Basis	Proceeds	Gain Or Loss	
						Short Term	Long Term
01-23-09	12-15-09	300	CHILDREN'S PLACE RETAIL STORES COM STK	5 856 00	8 900 17	3,044 17	
06-25-09	12-15-09	200	PHILIPS-VAN HEUSEN CORP COM STK	5,619 68	8,055 53	2,435 85	
12-03-09	12-15-09	100	SKETCHERS U S A INC CI A COM STK	2 434 81	2,807 05	372 24	
12-03-09	12-15-09	200	SKETCHERS U S A INC CI A COM STK	4 842 28	5,614 09	771 81	
12-02-09	12-16-09	-200	HOME DEPOT INC COM STK	5 869 08	5,653 85	-215 23	
10-29-08	12-16-09	100	GSI COMM INC COM STK	911 51	2,461 99		1 550 48
09-15-09	12-16-09	200	HIGGREGG INC	3 184 84	4,391 88	1,207 04	
05-12-09	12-16-09	100	ICONIX BRAND GROUP INC	1 459 41	1,217 92	-241 49	
05-12-09	12-16-09	200	ICONIX BRAND GROUP INC	2 889 58	2,435 83	-453 75	
02-06-09	12-16-09	100	LUMBER LIQUIDATORS HDGS COM STK	1 032 41	2,818 95	1,786 54	
02-02-09	12-16-09	100	LUMBER LIQUIDATORS HDGS COM STK	971 68	2 818 95	1,847 27	
02-06-09	12-16-09	100	LUMBER LIQUIDATORS HDGS COM STK	1 025 00	2,818 22	1,793 22	
01-23-09	12-16-09	200	CHILDREN'S PLACE RETAIL STORES COM STK	3 904 00	6,110 00	2,206 00	
05-12-09	12-16-09	200	LIX COS INC NEW COM STK	5 678 68	7,454 12	1 775 44	
12-04-09	12-17-09	-400	ANN TAYLOR STORES CORP COM STK	6 210 84	6,045 40	-165 44	
11-25-09	12-17-09	100	ABFRCROMBIE & HITCH CO CI A COM STK	4,033 54	3 540 86	-492 68	
11-03-09	12-17-09	100	GYMBORIE CORP COM STK	4 274 21	4,204 42	-69 79	
11-05-09	12-17-09	100	GYMBORIE CORP COM STK	4 141 83	4,204 42	62 59	
09-15-09	12-17-09	100	HIGGREGG INC	1 592 42	2,187 50	595 08	
05-12-09	12-17-09	300	ICONIX BRAND GROUP INC	4 334 37	3,670 73	-663 64	
02-02-09	12-17-09	100	LUMBER LIQUIDATORS HDGS COM STK	960 51	2,739 59	1,779 08	
01-30-09	12-17-09	100	LUMBER LIQUIDATORS HDGS COM STK	863 10	2,739 58	1,876 48	
01-23-09	12-17-09	100	CHILDREN'S PLACE RETAIL STORES COM STK	1 952 00	3,090 04	1,138 04	
11-10-09	12-17-09	200	COLLECTIVE BRANDS INC COM STK	4,137 34	4,439 68	302 34	

Please note Buckingham Capital Management does not render advice on tax matters to clients. This information is not intended as tax advice, and you should consult with your own advisors on such decision. This report may not contain all information necessary to make a tax decision, for example this report does not take into account adjustments due to wash sales.

Buckingham Capital Management  
**REALIZED GAINS AND LOSSES**

*Leeds Family Foundation -- Retail*  
**038C92429**

From 01-01-09 Through 12-31-09

Open Date	Close Date	Quantity	Security	Cost Basis	Proceeds	Gain Or Loss	
						Short Term	Long Term
06-25-09	12-17-09	100	PHILIPS-VAN HEUSEN CORP COM STK	2,809 84	3,980 25	1,170 41	
12-03-09	12-17-09	100	SKETCHERS U S A INC CL A COM STK	2 421 14	2,831 83	410 69	
12-02-09	12-17-09	100	SKETCHERS U S A INC CL A COM STK	2 403 43	2,831 82	428 39	
12-16-08	12-17-09	100	WARNACO GROUP INC COM STK	1 725 27	4,272 37		2,547 10
05-22-09	12-18-09	200	GUESS INC COM STK	4 625 14	8,550 66	3,925 52	
05-18-09	12-18-09	100	GUESS INC COM STK	2 309 09	4,275 33	1,966 24	
11-05-09	12-18-09	100	GYMBORLI CORP COM STK	4 141 83	4 198 98	57 15	
09-29-09	12-18-09	400	MACYS INC COM STK	7 321 12	6,735 30	-585 82	
10-05-09	12-18-09	100	MACYS INC COM STK	1 822 96	1,683 83	-139 13	
01-23-09	12-18-09	300	CHILDREN'S PLACE RETAIL STORES COM STK	5 856 00	9,397 49	3,541 49	
12-02-09	12-18-09	100	SKETCHERS U S A INC CL A COM STK	2 403 43	2,806 98	403 55	
12-16-08	12-18-09	200	WARNACO GROUP INC COM STK	3 450 54	8 340 58		4,890 04
07-17-09	12-22-09	-1,000	CONSUMER DISCRETIONARY SEI F	30 017 50	23,639 39	-6,378 11	
07-17-09	12-22-09	-1 100	CONSUMER DISCRETIONARY SEI F	33 019 25	26,036 33	-6,982 92	
07-21-09	12-22-09	-100	CONSUMER DISCRETIONARY SEI F	3 001 75	2,415 07	-586 68	
05-12-09	12-22-09	100	ICONIX BRAND GROUP INC	1 444 79	1,247 09	-197 70	
10-30-09	12-22-09	100	IOSA BANK CIOFFHRS INC COM STK	4,190 74	4,203 94	13 20	
11-30-09	12-22-09	100	IOSA BANK CIOFFHRS INC COM STK	4 096 91	4 203 94	107 03	
04-02-09	12-23-09	100	CACHE INC COM STK	333 33	423 13	89 80	
09-09-09	12-23-09	100	CARTHOLDINGS INC COM	2 599 50	2,685 50	86 00	
09-15-09	12-23-09	100	DRESS BARN INC COM STK	1 762 67	2,287 92	525 25	
09-15-09	12-23-09	100	HIGREGG INC	1 592 42	2 189 34	596 92	
09-18-09	12-23-09	100	HIGREGG INC	1,585 87	2 189 34	603 47	
05-12-09	12-23-09	300	ICONIX BRAND GROUP INC	4 334 37	3,692 39	-641 98	
12-02-09	12-23-09	100	SKETCHERS U S A INC CL A COM STK	2 403 43	2,868 43	465 00	

Please note Buckingham Capital Management does not render advice on tax matters to clients. This information is not intended as tax advice, and you should consult with your own advisors on such decision. This report may not contain all information necessary to make a tax decision, for example this report does not take into account adjustments due to wash sales.

Buckingham Capital Management  
**REALIZED GAINS AND LOSSES**  
*Leeds Family Foundation -- Retail*  
**038C92429**

*From 01-01-09 through 12-31-09*

Open Date	Close Date	Quantity	Security	Cost Basis	Proceeds	Gain Or Loss		
						Short Term	Long Term	
09-15-09	12-28-09	100	DRESS BARN INC COM STK	1,762.67	2,312.82	550.15		
12-09-09	12-28-09	100	JOS A BANK CLOTHIERS INC COM STK	3,938.21	4,232.51	294.30		
10-06-08	12-28-09	100	LUMBER LIQUIDATORS HLDGS COM STK	1,047.80	2,818.18		1,770.38	
07-20-09	12-28-09	100	NBTY INC COM	3,078.08	4,393.26	1,315.18		
10-14-09	12-28-09	300	PIER 1 IMPORTS INC COM STK	1,483.89	1,615.63	131.74		
12-02-09	12-28-09	100	SKETCHERS USA INC CI A COM STK	2,403.43	2,863.21	459.78		
12-16-09	12-30-09	100	GILDAN ACTIVE WEAR INC COM CAD	2,352.73	2,446.17	93.44		
09-14-09	12-30-09	100	HANES BRANDS	2,043.91	2,432.65	388.74		
08-06-09	12-30-09	100	HANES BRANDS	2,032.43	2,432.64	400.21		
08-14-09	12-30-09	100	JOS A BANK CLOTHIERS INC COM STK	3,790.27	4,242.65	452.38		
11-10-09	12-30-09	200	COLLECTIVE BRANDS INC COM STK	4,137.34	4,630.80	493.46		
TOTAL GAINS						3,496,514.94	71,489.82	
TOTAL LOSSES						-3,032,599.36	-170,549.00	
						<b>31,812,713.08</b>	<b>32,177,569.48</b>	<b>463,915.59</b>
TOTAL REALIZED GAIN/LOSS						364,856.11		
NO CAPITAL GAINS DISTRIBUTIONS								

Please note: Buckingham Capital Management does not render advice on tax matters to clients. This information is not intended as tax advice, and you should consult with your own advisors on such decision. This report may not contain all information necessary to make a tax decision, for example this report does not take into account adjustments due to wash sales.

Buckingham Capital Management  
 REALIZED GAINS AND LOSSES  
 Leeds Family Foundation # 3 -- Non Managed  
 038CDBKG5  
 From 01-01-09 Through 12-31-09

Open Date	Close Date	Quantity	Security	Cost Basis	Proceeds	Gain Or Loss	
						Short Term	Long Term
4/13/2007	10/15/2009	1400	GENERAL ELECTRIC C	49,532 00	23,158 34		-26,373 66
4/13/2007	10/15/2009	1940	EXXON MOBIL CORP	150,175 40	140,355 39		-9,820 01
TOTAL GAINS						0 00	0 00
TOTAL LOSSES						0 00	-36,193 67
					199,707 40	163,513 73	0 00 -36,193 67
TOTAL REALIZED GAIN/LOSS				-36193 67			

# Application for Extension of Time to File an Exempt Organization Return

▶ File a separate application for each return

- ▶  If you are filing for an Automatic 3-Month Extension, complete only Part I and check this box
- ▶  If you are filing for an Additional (Not Automatic) 3-Month Extension, complete only Part II (on page 2 of this form)

Do not complete Part II unless you have already been granted an automatic 3-month extension on a previously filed Form 8868

## Part I Automatic 3-Month Extension of Time. Only submit original (no copies needed)

A corporation required to file Form 990-T and requesting an automatic 6-month extension - check this box and complete Part I only

All other corporations (including 1120-C filers), partnerships, REMICs, and trusts must use Form 7004 to request an extension of time to file income tax returns.

**Electronic Filing (e-file).** Generally, you can electronically file Form 8868 if you want a 3-month automatic extension of time to file one of the returns noted below (6 months for a corporation required to file Form 990-T). However, you cannot file Form 8868 electronically if (1) you want the additional (not automatic) 3-month extension or (2) you file Forms 990-BL, 6069, or 8870, group returns, or a composite or consolidated Form 990-T. Instead, you must submit the fully completed and signed page 2 (Part II) of Form 8868. For more details on the electronic filing of this form, visit [www.irs.gov/efile](http://www.irs.gov/efile) and click on e-file for Charities & Nonprofits.

Type or print	Name of Exempt Organization <b>LEEDS FAMILY FOUNDATION C/O LIPSKY GOODKIN &amp; CO</b>	Employer identification number <b>13-7219856</b>
File by the due date for filing your return. See instructions	Number, street, and room or suite no. If a P.O. box, see instructions. <b>120 WEST 45TH ST, NO. 7TH FL</b>	
	City, town or post office, state, and ZIP code. For a foreign address, see instructions. <b>NEW YORK, NY 10036</b>	

Check type of return to be filed (file a separate application for each return):

- |   |  |                                    |
|---|--|------------------------------------|
| <input type="checkbox"/> Form 990               | <input type="checkbox"/> Form 990-T (corporation)                | <input type="checkbox"/> Form 4720 |
| <input type="checkbox"/> Form 990-BL            | <input type="checkbox"/> Form 990-T (sec 401(a) or 408(a) trust) | <input type="checkbox"/> Form 5227 |
| <input type="checkbox"/> Form 990-EZ            | <input type="checkbox"/> Form 990-T (trust other than above)     | <input type="checkbox"/> Form 6069 |
| <input checked="" type="checkbox"/> Form 990-PF | <input type="checkbox"/> Form 1041-A                             | <input type="checkbox"/> Form 8870 |

- ▶ The books are in the care of **LIPSKY, GOODKIN & CO.**  
Telephone No. ▶ **(212) 840-6444** FAX No. ▶ \_\_\_\_\_
- ▶ If the organization does not have an office or place of business in the United States, check this box
- ▶ If this is for a Group Return, enter the organization's four digit Group Exemption Number (GEN) \_\_\_\_\_. If this is for the whole group, check this box . If it is for part of the group, check this box  and attach a list with the names and EINs of all members the extension will cover

1 I request an automatic 3-month (6-months for a corporation required to file Form 990-T) extension of time until **AUGUST 15, 2008**, to file the exempt organization return for the organization named above. The extension is for the organization's return for:  
 ▶  calendar year **2007** or  
 ▶  tax year beginning \_\_\_\_\_, and ending \_\_\_\_\_

2 If this tax year is for less than 12 months, check reason:  Initial return  Final return  Change in accounting period

3a	If this application is for Form 990-BL, 990-PF, 990-T, 4720, or 6069, enter the tentative tax, less any nonrefundable credits. See instructions.	3a	\$	0.
b	If this application is for Form 990-PF or 990-T, enter any refundable credits and estimated tax payments made. Include any prior year overpayment allowed as a credit.	3b	\$	17,832.
c	Balance Due. Subtract line 3b from line 3a. Include your payment with this form, or, if required, deposit with FTD coupon or, if required, by using EFTPS (Electronic Federal Tax Payment System). See instructions.	3c	\$	0.

Caution. If you are going to make an electronic fund withdrawal with this Form 8868, see Form 8453-EO and Form 8879-EO for payment instructions.



- If you are filing for an **Additional (Not Automatic) 3-Month Extension**, complete only **Part II** and check this box  **X**
- Note. Only complete Part II if you have already been granted an automatic 3-month extension on a previously filed Form 8868.
- If you are filing for an **Automatic 3-Month Extension**, complete only **Part I** (on page 1).

<b>Part II</b>		<b>Additional (Not Automatic) 3-Month Extension of Time.</b> Only file the original (no copies needed).	
Type or print File by the extended due date for filing the return See instructions	Name of Exempt Organization		Employer identification number
	LEEDS FAMILY FOUNDATION C/O LIPSKY GOODKIN & CO		13-7219856
	Number, street, and room or suite no. If a P.O. box, see instructions.		For IRS use only
	LIPSKY, GOODKIN & CO., P.C.		
	City, town or post office, state, and ZIP code. For a foreign address, see instructions.		
	120 WEST 45TH. STREET, NEW YORK, N.Y. 10		

Check type of return to be filed (File a separate application for each return):

<input type="checkbox"/> Form 990	<input type="checkbox"/> Form 990-EZ	<input type="checkbox"/> Form 990-T (sec. 401(a) or 408(a) trust)	<input type="checkbox"/> Form 1041-A	<input type="checkbox"/> Form 5227	<input type="checkbox"/> Form 8870
<input type="checkbox"/> Form 990-BL	<input checked="" type="checkbox"/> Form 990-PF	<input type="checkbox"/> Form 990-T (trust other than above)	<input type="checkbox"/> Form 4720	<input type="checkbox"/> Form 6069	

**STOP! Do not complete Part II if you were not already granted an automatic 3-month extension on a previously filed Form 8868.**

**LIPSKY, GOODKIN & CO.**

- The books are in the care of  **120 WEST 45TH STREET - 7TH FL - NEW YORK, NY 10036**  
Telephone No.  **(212) 840-6444** FAX No.
- If the organization does not have an office or place of business in the United States, check this box
- If this is for a Group Return, enter the organization's four digit Group Exemption Number (GEN) \_\_\_\_\_ . If this is for the whole group, check this box  . If it is for part of the group, check this box  and attach a list with the names and EINs of all members the extension is for.


- I request an additional 3-month extension of time until **November 15, 2010.**
- For calendar year **2009**, or other tax year beginning \_\_\_\_\_, and ending \_\_\_\_\_.
- If this tax year is for less than 12 months, check reason:  Initial return  Final return  Change in accounting period
- State in detail why you need the extension

**ALL INFORMATION NEEDED TO PREPARE A COMPLETE AND ACCURATE RETURN IS NOT AVAILABLE AT THE PRESENT TIME.**

<b>8a</b> If this application is for Form 990-BL, 990-PF, 990-T, 4720, or 6069, enter the tentative tax, less any nonrefundable credits. See instructions.	<b>8a</b>	\$	<b>6393.</b>
<b>b</b> If this application is for Form 990-PF, 990-T, 4720, or 6069, enter any refundable credits and estimated tax payments made. Include any prior year overpayment allowed as a credit and any amount paid previously with Form 8868.	<b>8b</b>	\$	<b>17500.</b>
<b>c</b> <b>Balance Due.</b> Subtract line 8b from line 8a. Include your payment with this form, or, if required, deposit with FTD coupon or, if required, by using EFTPS (Electronic Federal Tax Payment System). See instructions.	<b>8c</b>	\$	<b>0.</b>

**Signature and Verification**

Under penalties of perjury, I declare that I have examined this form, including accompanying schedules and statements, and to the best of my knowledge and belief, it is true, correct, and complete, and that I am authorized to prepare this form.

Signature   Title  **CPA** Date  **7/29/10**