


# SUPERMICR<sup>®</sup>

The Server Solutions Manufacturer



## *Server Building Block Solutions<sup>®</sup>*

*Dual, Quad Xeon, PD, P4 & Dual-core Serverboards*

*Enterprise Server Chassis*

*High-end Workstations*

*Redundant Power Supplies*

*100% redundant cooling design*

*SuperQuiet workstation configurations*

*Remote management features and more . . .*

# Table of Contents



## Motherboards

Page

<b>Dual-core Xeon 5000 (Dempsey)/5100 (Woodcrest) Sequence/Intel 5000P chipset (Blackford)/1333MHz</b> X7DB8+, X7DBE+, X7DB8, X7DBE, X7DB8-X, X7DBE-X, X7DB3 .....	8
X7DBR-8+, X7DBR-i+, X7DBX-8, X7DBX-i, X7DBR-3, X7DBR-E .....	10
<b>Dual-core Xeon 5000 (Dempsey)/5100 (Woodcrest) Sequence/Intel 5000V chipset (Blackford VS)/1333MHz</b> X7DVL-E, X7DVA-8, X7DVA-E .....	8
<b>Dual-core Xeon 5000 (Dempsey)/5100 (Woodcrest) Sequence/Intel 5000X chipset (Greencreek)/1333MHz</b> X7DA8, X7DAE .....	8
<b>Dual-core Xeon/Intel E7520 chipset (Lindenhurst)/800MHz</b> X6DH3-G2, X6DHi-G2, X6DHR-3G2, X6DHR-EG2, X6DHP-3G2 .....	12
<b>Dual-core Xeon LV/Intel E7520 chipset (Lindenhurst VS)/800MHz</b> X6DLP-4G2, X6DLP-EG2 .....	12
<b>64-bit Xeon/Intel E7520 Chipset (Lindenhurst)/800MHz</b> X6DH8-G2, X6DHE-G2, X6DHT-G, X6DH8-XG2, X6DHE-XG2, X6DH8-XB, X6DHE-XB, X6DH8-G, X6DHE-G .....	14
X6DHR-8G2, X6DHR-iG2, X6DHR-TG, X6DHR-8G, X6DHR-iG, X6DHR-X8G, X6DHR-XiG .....	16
<b>64-bit Xeon/Intel E7320 Chipset (Lindenhurst VS)/800MHz</b> X6DVA-4G2, X6DVA-EG2, X6DVL-INF, X6DVL-iG2, X6DVL-EG2, X6DVA-4G, X6DVA-EG, X6DVL-EG, X6DVL-G .....	18
<b>Dual-core Xeon/Intel E7525 chipset (Tumwater)/800MHz</b> X6DA3-G2, X6DAi-G2 .....	20
<b>64-bit Xeon/Intel E7525 chipset (Tumwater)/800MHz</b> X6DA8-G2, X6DAE-G2, X6DA8-G, X6DAE-G, X6DAT-G, X6DAi-G .....	20
<b>64-bit Xeon/Intel E7525 Chipset (Tumwater)/800MHz</b> X6DAL-TB2, X6DAL-B2, X6DAL-TG, X6DAL-G, X6DAL-XTG, X6DAL-XG, X6DAR-8G, X6DAR-iG .....	22
<b>Dual-core Pentium D/Intel E7230 Chipset (Mukilteo)/1066MHz</b> PDSM4, PDSME, PDSMi, PDSMi-LN4, PDSML-LN2, PDSML-LN1 .....	24
<b>Dual-core Pentium D/Intel 945G/Intel 945P Chipset (Lakeport)/1066MHz</b> PDSMA, PDSLA, PDSLE .....	26
<b>Dual-core Pentium D/Intel 955X Chipset (Glenwood)/1066MHz</b> PDSG4, PDSGE .....	26
<b>Xeon/Intel E7501 Chipset (Plumas 533)/533MHz</b> X5DP8-G2, X5DPE-G2, X5DPi-G2, X5DPR-TG2+, X5DPR-8G2+, X5DPR-iG2+ .....	28
X5DPL-TGM, X5DPL-8GM, X5DPL-iGM, X5DPA-8GG, X5DPA-TGM+, X5DPA-GG, X5DMS-8GM .....	29
<b>Xeon/Intel E7505 Chipset (Placer)/533MHz</b> X5DA8, X5DAE, X5DAL-TG2 .....	30
X5DAL-G .....	31
<b>Xeon/ServerWorks GC-LE Chipset/533MHz</b> X5DL8-GG, X5DLR-8G2, X5DLR-8G2+ .....	30
<b>Xeon/ServerWorks GC-SL Chipset/533MHz</b> X5DE8-GG .....	30
<b>Xeon MP/ServerWorks-HE Chipset/400MHz</b> P4QH8 .....	33
<b>Xeon/Intel 860 Chipset (Colusa)/400MHz</b> P4DC6+II, P4DCE+II .....	33
<b>Itanium IA-64/Intel E8870 Chipset (Itanium 2 Family)/400MHz</b> i2DML-8G2, i2DML-iG2 .....	28
<b>Pentium/Intel E7221 Chipset (Copper River)/800/533MHz</b> P8SC8, P8SCi, P8SCT .....	31
<b>Pentium/Intel E7210 Chipset (Canterwood)/800/533/400MHz</b> P4SCT + .....	32
P4SC8, P4SCi, P4SCA, P4SCE .....	33
<b>Pentium/Intel 915G Chipset (Grantsdale)/800/533MHz</b> P8SGA .....	31
<b>Pentium/Intel 925X Chipset (Alderwood)/800/533MHz</b> P8SAA .....	31
<b>Pentium/Intel 865PE Chipset (Springdale)/800/533MHz</b> P4SPE .....	32
<b>Pentium/Intel 865G Chipset (Springdale)/800/533/400MHz</b> P4SPA+ .....	32
<b>Pentium/Intel 875P Chipset (Canterwood)/800/533/400MHz</b> P4SCT+II, P4SCT .....	32
<b>Pentium/Intel 845GE Chipset (Brookdale)/533/400MHz</b> P4SGR, P4SGE .....	33



Motherboards	Optimized Chassis	
X7DB8+	SC825S2-R700LP, SC836S2-R800, SC745S2-R800, SC745S2-700	8, 9
X7DBE+	SC825TQ-R700LP, SC836TQ-R800, SC745TQ-R800, SC745TQ-700	8, 9
X7DB8/X7DB8-X	SC825S2-R700LP/560LP, SC823S-550LP, SC933S1/SC933S2-R760, SC836S2-R800, SC833S/SC833S2-R760, SC833S/SC833S2-550, SC745S2-R800/700, SC743S1/SC743S2-R760, SC743S1/SC743S2-650, SC743S1-645	8, 9
X7DBE/X7DBE-X	SC825TQ-R700LP/560LP, SC823i/SC823T-550LP, SC833T-550/R760, SC933T-R760, SC836TQ-R800 SC745TQ-R800/700, SC743i/SC743T-650, SC743i/SC743T/SC743TQ-R760, SC743T/SC743i-645	8, 9
X7DB3	SC825TQ-R700LP/560LP, SC823T-550LP, SC836TQ-R800, SC836E1/SC836E2-R800, SC833T-550/R760 SC933E1/SC933E2/SC933T-R760, SC745TQ-R800/700, SC743T-650, SC743T/SC743TQ-R760	8, 9
X7DA8	SC825S2-R700LP/560LP, SC823S-550LP, SC933S1/SC933S2-R760, SC836S2-R800, SC833S/SC833S2-R760 SC833S/SC833S2-550, SC745S2-R800/700, SC743S1/SC743S2-R760, SC743S1/SC743S2-650, SC743S1-645	8, 9
X7DAE	SC825TQ-R700LP/560LP, SC823i/SC823T-550LP, SC833T-550/R760, SC933T-R760, SC836TQ-R800 SC745TQ-R800/700, SC743i/SC743T-650, SC743i/SC743T/SC743TQ-R760, SC743i/SC743T-645	8, 9
X7DBR-8+	SC815S-700, SC815S-560, SC825S2-R700RC	10, 11
X7DBR-i+	SC815TQ-700, SC815TQ-560, SC825TQ-R700RC	10, 11
X7DBX-8	SC819S-700, SC819TQ-700	10, 11
X7DBX-i	SC813S-700, SC819TQ-700	10, 11
X7DBR-3/E	SC815TQ-560, SC815TQ-R650, SC815TQ-700, SC813TQ-520, SC812L-520, SC825TQ-R700RC	10, 11
X7DVL-E	SC512F-520/280, SC811T-520, SC825TQ-R700LP/560LP, SC823T-550LP, SC743TQ-R760, SC743T-650/645 SC743i-645, SC733i/SC733T/SC733TQ-645	10, 11
X7DVA-8	SC811S-520, SC825S2-R700LP/560LP, SC823S-550LP, SC743S1-R760/650/645, SC743S2-R760/650	10, 11
X7DVA-E	SC512F-520/280, SC811T-520, SC825TQ-R700LP/560LP, SC823T-550LP, SC743TQ-R760, SC743T-R760/650 SC743i/SC743T-645, SC733i/SC733T/SC733TQ-645	10, 11
X6DH3-G2	SC823T-R500RC/R500LP/550LP, SC823TQ-R500RC/R550LP, SC833T-R760/550, SC743T-R760/650, SC743TQ-R760	12, 13
X6DHi-G2	SC823i-R500RC, SC823i-550LP	12, 13
X6DH8-G2+	SC743S1-R760/650, SC833S-R760/550, SC933S2-R760, SC933S1-R760, SC823S-R500RC/R500LP/550LP	12, 13
X6DHE-G2+	SC743i-R760, SC743i-650, SC823i-R500RC, SC823i-550LP	12, 13
X6DLP-4G2	SC813MS-300C, SC811LT-260, SC512LF-260	12, 13
X6DLP-EG2	SC813MT-300C, SC11LT-260, SC512LF-260	12, 13
X6DHR-3G2	SC813TQ-500, SC813T-500	12, 13
X6DHR-EG2	SC812i-420	12, 13
X6DHP-3G2	SC816A-700 (OEM), SC816A-R700 (OEM)	12, 13
X6DH8-G2	SC743S1-R760/650, SC833S-R760/550, SC933S2-R760, SC933S1-R760, SC823S-R500RC/R500LP/550LP	14, 15
X6DHE-G2	SC743i-R760, SC743i-650, SC823i-R500RC, SC823i-550LP	14, 15
X6DHT-G	SC823T-R500LP/500LP, SC833T-R760, SC833T-550, SC743T-R760, SC743T-650	14, 15
X6DH8-XG2	SC773S1-R760/650, SC833S-R760/550, SC933S1-R760, SC933S2-R760, SC823S-R500LP/550LP	14, 15
X6DHE-XG2	SC743i-R760, SC743i-650, SC823i-550LP	14, 15
X6DH8-XB	SC743S1-650, SC743S1-R760, SC823S-550LP, SC823S-R500LP	14, 15
X6DHE-XB	SC743i-R760, SC743i-650, SC823i-550LP	14, 15
X6DH8-G	SC743S1-R760/650, SC833S-R760/550, SC933S1-R760, SC933S2-R760, SC823S-R500LP/550LP	14, 15
X6DHE-G	SC743i-645, SC743i-650, SC743i-R760, SC823i-R500LP	14, 15
X6DHR-8G2	SC813S-500, SC812S-420	16, 17
X6DHR-iG2	SC812i-420, SC812L-420	16, 17
X6DHR-TG	SC812T-500	16, 17
X6DHR-8G	SC813S-500, SC812S-420	16, 17
X6DHR-iG	SC812i-420, SC812L-420	16, 17
X6DHR-X8G	SC813S-500, SC812S-420	16, 17
X6DHR-XiG	SC812i-420, SC812L-420	16, 17
X6DVL-INF	SC811T-420INF	18, 19
X6DVL-iG2	SC811i-420INF	18, 19
X6DVL-EG2	SC811i-420, SC811T-420, SC513L-420	18, 19
X6DVA-4G	SC813MS-420, SC811S-420	18, 19
X6DVA-EG	SC811i-420, SC811T-420, SC513L-420, SC733i-450, SC733i-645	18, 19
X6DVL-EG	SC811i-420, SC811T-420, SC513L-420, SC733i-450, SC733i-645	18, 19
X6DVL-G	SC733i-450, SC733i-645	18, 19
X6DA3-G2	SC743T-645, SC743T-650, SC743T-R760, SC743TQ-R760, SC833T-R760, SC833T-550	20, 21
X6DAi-G2	SC743T-645, SC743T-650, SC743T-R760, SC833T-R760, SC833T-5502	20, 21
X6DA8-G2	SC743S1-645/650, SC743S1-R760, SC833S-R760/550, SC933S1-R760, SC933S2-R760, SC823S-R500LP/550LP	20, 21
X6DAE-G2	SC743i-645, SC743i-650, SC743i-R760, SC742i-600, SC823i-550LP	20, 21
X6DA8-G	SC743S1-645/650/R760, SC833S-R760/550, SC933S1-R760, SC933S2-R760, SC823S-R500LP/550LP	20, 21
X6DAE-G	SC743i-645, SC743i-650, SC743i-R760, SC742i-600, SC823i-550LP	20, 21
X6DAT-G	SC743T-R760, SC743T-650, SC743T-645, SC833T-R760, SC833T-550, SC823T-R500LP, SC823T-550LP	20, 21
X6DAi-G	SC743i-R760, SC743i-650, SC743i-645, SC823i-550LP	20, 21
X6DAL-TB2	SC733T-450, SC733T-645	22, 23
X6DAL-B2	SC733i-450, SC733i-645	22, 23
X6DAL-TG	SC733T-450, SC733T-645	22, 23
X6DAL-G	SC733T-450, SC733T-645	22, 23
X6DAL-XTG	SC733T-450, SC733T-645	22, 23
X6DAL-XG	SC733i-450, SC733i-645	22, 23
X6DAR-8G	SC812S-420, SC813S-500	22, 23



<b>Motherboards</b>	<b>Optimized Chassis</b>	
PDSM4	SC822S-R400LP, SC823S-400LP, SC742S-600, SC742S-500, SC742S-450 . . . . .	24, 25
PDSMi	SC811T-300, SC513F-260 (OEM), SC512F-260 (OEM), SC813MFT-300C (OEM) . . . . .	24, 25
PDSME	SC733T-645, SC733T-450, SC733i-645, SC733i-450 . . . . .	24, 25
PDSMi-LN4	SC513F-260 . . . . .	24, 25
PDSML-LN2	SC811T-300, SC813MFT-300 (OEM), SC513F-260 (OEM), SC512F-260 (OEM) . . . . .	24, 25
PDSML-LN1	SC811T-300, SC813MFT-300 (OEM), SC513F-260 (OEM), SC512F-260 (OEM) . . . . .	24, 25
PDSMA	SC742i-420, SC733T-645, SC733T-450, SC733i-645, SC733i-450 . . . . .	26, 27
PDSL A	SC733T-645, SC733T-450, SC733i-645, SC733i-450 . . . . .	26, 27
PDSL E	SC733T-645, SC733T-450, SC733i-645, SC733i-450 . . . . .	26, 27
PDSG4	SC743S1-645 . . . . .	26, 27
PDSGE	SC743T-645, SC743i-645, SC733T-645, SC733T-450, SC733i-645, SC733i-450 . . . . .	26, 27



## Chassis

SC815 . . . . .	1U High-performance chassis with 4 hot-swap drive bays . . . . .	34
SC818 . . . . .	1U Quad high-end & high-performance chassis with 3 hot-swap drive bays . . . . .	35
SC813 . . . . .	1U High-performance chassis with 4 hot-swap drive bays . . . . .	36
SC813M . . . . .	1U x 19.85" chassis with 4 hot-swap drive bays . . . . .	37
SC812 . . . . .	1U High-performance chassis with 3 hot-swap drive bays . . . . .	38
SC812L . . . . .	1U High-performance chassis with 3 fixed drive bays . . . . .	39
SC811 . . . . .	1U The best cost/performance . . . . .	40
SC513L . . . . .	1U x 14" Optimized space efficiency with front I/O access . . . . .	41
SC512F . . . . .	1U x 14.5" Optimized space efficiency . . . . .	42
SC512 . . . . .	1U x 14" Optimized space efficiency . . . . .	43
SC825 . . . . .	2U 3 full-length & 3 low-profile/7 low-profile expansion slots . . . . .	44
SC823/SC822 . . . . .	2U 3 full-height full-length expansion slots . . . . .	45
SC823/SC822 . . . . .	2U 7 low-profile expansion slots . . . . .	46
SC836 . . . . .	3U Storage chassis with 100% cooling redundancy . . . . .	47
SC833 . . . . .	3U High-performance with 100% cooling redundancy . . . . .	48
SC832 . . . . .	3U Support full-size slots . . . . .	49
SC933 . . . . .	3U Storage chassis with 100% cooling redundancy . . . . .	50
SC932 . . . . .	3U Storage chassis . . . . .	51
SC745 . . . . .	4U/Tower rackmount server chassis with 100% cooling redundancy . . . . .	52
SC743 . . . . .	4U/Tower rackmount server chassis with 100% cooling redundancy . . . . .	53
SC743 . . . . .	4U/Tower rackmount workstation/server chassis with low-noise control . . . . .	54
SC742 . . . . .	4U/Tower rackmount high-end server chassis . . . . .	55
SC942 . . . . .	4U/Tower rackmount high-end server/storage chassis . . . . .	56
SC733 . . . . .	Mid-tower workstation chassis . . . . .	57



## Mobile Rack

CSE-M28E1, CSE-M28E2, CSE-M28T, CSE-M28TS, CSE-M14T, CSE-M14TS, CSE-M35S, CSE-M35T-1, CSE-M35TQ, CSE-M34S, CSE-M34T 58, 59



## Storage Adapters

AOC-LPZCR2, AOC-LPZCR1, AOC-SOZCR1, AOC-2025SA, AOC-SAT2-MV8, AOC-2020SAH1 . . . . . 60, 61



## Heatsink & Fan

SNK-P0017, SNK-P0009, SNK-P0019, SNK-P0003, SNK-P0004, SNK-P0039, SNK-P0040, SNK-P0018, SNK-P0016, SNK-P0011, SNK-P0002  
SNK-0032, SNK-0046, SNK-P0001, SNK-P0020A4, SNK-P008A, SNK-P008A4, FAN-0042-CU, FAN-050-CFT, FAN-0042-CF, SNK-P0015A4 . 62, 63



## Riser Card

CSE-RR1U-X, CSE-RR1U-EL, CSE-RR1U-E16, CSE-RR1U-ELi, CSE-RR1U-E8, CSE-RR1U-32L, CSE-RR1U-EHT, CSE-RR1U-Xi,  
CSE-RR1U-XLP, CSE-RR1U-XR, CSE-RR1U-ELP, CSE-RR1U-ER, CSE-RR2U-X33, CSE-RR2UXE-AX, CSE-RR2UE-PS, CSE-RR2U-LE . . . 64



## Front Bezel

MCP-210-0007-01, MCP-210-0007-02, CSE-PTFB-813, CSE-PTFB-813B, CSE-PTFB-813-01, CSE-PTFB-813-01, CSE-PTFB-812,  
CSE-PTFB-812B, CSE-PTFB-814, CSE-PTFB-814B, CSE-PTFB-820, CSE-PTFB-820B . . . . . 65



## Server Remote Management

IPMI 2.0, SuperDoctor . . . . . 66

# 1U High-Availability & High-Performance Dual-Core Xeon 5000/5100 Server

Up to **64GB** of ECC Fully-Buffered DIMM 667/533

1 Universal: PCI-X 133MHz  
or PCI-E x8 or PCI-E x16


IPMI 2.0 with KVM-Over-LAN  
supported (SIMSO socket)

AOC-SOZCR1 Zero-channel  
RAID support

Intel ESB2 for 6 SATA (3Gbps);  
RAID 0, 1, 5, 10


Adaptec 7902 dual-channel  
U320 SCSI (1 Int. & 1 Ext.);  
RAID 0, 1, 10

Dual-core Xeon 5000/5100 (Dempsey/Woodcrest) processors supported



**700W** high-efficiency power supply

4 high performance fans



1 slim DVD-ROM drive & optional slim FDD

4 x 3.5" hot-swap SCA drive bays with SAF-TE compliance

Power switch, reset button & 5 LED indicators

## **SUPER** X7DBR-8+ Serverboard + SC815S-700 Chassis

With optimal performance in a high-density 1U chassis, the X7DBR-8+ serverboard features abundant FBD memory support with up to 16 memory modules for a maximum of 64GB of memory. Built as an enterprise building block solution, it offers an ideal solution for minimal-downtime cluster server systems. Combined with the new SC815S-700 chassis, a high-efficiency 700W power supply supports the maximum frequency of dual-core Xeon 5000/5100 sequence processors, one PCI-X or PCI-E expansion card, dual gigabit connectivity and more. Sophisticated management software, Supermicro Intelligent Management (SIM) and Super Doctor III, are included as an option to ensure that this great serverboard-chassis combination is simple to configure, deploy and manage on a day-to-day basis for continual performance and maximum data availability.

# 2U High-Performance SAS w/SES2 Dual-Core Xeon 5000/5100 Server

Up to 32GB of ECC Fully-Buffered DIMM 667/533

IPMI 2.0 with KVM-Over-LAN supported (SIMLP slot)

2 64-bit PCI-X 133MHz

1 64-bit PCI-X 100MHz

1 PCI-Express x4

2 PCI-Express x8

AOC-LPZCR2 Zero-channel

RAID support


Intel ESB2 for 6 SATA (3Gbps);

RAID 0, 1, 5, 10

Adaptec 9410 dual-channel

8 SAS/SATA;


RAID 0, 1, 10



Dual-core Xeon 5000/5100 (Dempsey/Woodcrest) processors supported

700W redundant high-efficiency power supply

3 high performance fans



1 slim CD-ROM drive & optional FDD

8 x 3.5" hot-swap SAS/SATA drive bays

2 front-side USB 2.0 ports & 1 COM port

Power switch, reset button & 5 LED indicators

## **SUPER** X7DB3 Serverboard + SC825TQ-R700LP Chassis

Combining the high-performance X7DB3 serverboard with the new SC825TQ-R700LP chassis, Supermicro has produced yet another optimized 2U server system. This new serverboard supports dual-core Xeon 5000/5100 sequence processors and Serial Attached SCSI (SAS) storage technology, which is backward compatible with industry-proven parallel SCSI software and middleware to protect existing SCSI investments and lower transition risks. The new 2U chassis improves upon the winning formula of the SC823 chassis and optimizes every aspect of interior space between the serverboard and the chassis without compromising superior cooling. The SC825TQ-R700LP chassis also features larger and more flexible interior space paired with additional hard drive bays allowing more system flexibility. Moreover, a high-efficiency 700-watt power supply with I2C management powers the system.

# 4U High-Performance 16 FB-DIMM Dual-Core Xeon 5000/5100 Server

Up to 64GB of ECC Fully-Buffered DIMM 667/533

IPMI 2.0 with KVM-Over-LAN supported (SIMLP slot)

2 64-bit PCI-X 133MHz

1 64-bit PCI-X 100MHz

1 PCI-Express x4

2 PCI-Express x8

AOC-LPZCR2 Zero-channel


RAID support

Intel ESB2 for 6 SATA (3Gbps);

RAID 0, 1, 5, 10

Adaptec dual-channel U320 SCSI

RAID 0, 1, 10



Dual-core Xeon 5000/5100 (Dempsey/Woodcrest) processors supported

800W (1+1) redundant high-efficiency power supply

100% cooling redundancy

3 x 8cm hot-swap cooling fans

2 x 8cm hot-swap exhaust fans & air shroud

Tool-less PCI/PCI-X expansion slots



90° rotatable module includes 2 USB 2.0 ports  
2 x 5.25" drive bays  
FDD drive, 6 LED indicators & 2 USB 2.0 ports

8 x 3.5" dual-channel (4 + 4) hot-swap SCA drive bays with SAF-TE compliance

Washable air filter block dust particles

## SUPER<sup>®</sup> X7DB8+ Serverboard + SC745S2-R800 Chassis

With performance, quality, availability and versatility in mind, Supermicro offers a quintessential server system that combines the X7DB8+ serverboard and the SC745S2 tower/4U server chassis. Powered by the latest dual core Xeon 5000/5100 sequence processors with up to 64GB of FBD memory support, this combination offers versatility in either a tower or 4U rack mount form factor and supports up to eight enterprise-class SCSI drives, provide exceptional storage performance. Designed with 100% cooling redundancy via a combination of high-performance fans and a custom-designed air-shroud, the probability of downtime or performance reduction is greatly reduced. Thanks to a potent, redundant 800W high-efficiency power supply, hot-plug fans and hot-swappable drive bays, this combination offers reliable performance, problem-free maintenance and peace of mind.

## Network Security Appliance



### SUPER X6DHR-C8 (OEM)

Supermicro's X6DHR-C8 is a high performance serverboard with optimized security features. Built around the Cavium CN-1230 security microprocessor, the X6DHR-C8 can process high-level IPsec, IKE, IPv6, SSL and Wireless LAN security protocol macro commands, reducing the host I/O traffic and dramatically reducing the load on the system processor to increase total system throughput. The serverboard also has flexible I/O configurations that include up to eight Gigabit LAN connections with four optical Small Form-Factor Pluggable (SFP) ports. Combined with dual Xeon processors, Ultra 320 SCSI support, and IPMI remote management, the X6DHR-C8 is an essential element for any online security appliance.

#### Key Features:

- ✓ Dual Intel Xeon processors up to 3.80GHz
- ✓ Intel E7520 chipset
- ✓ 800MHz system bus
- ✓ 16GB ECC Reg. DDRII 400 SDRAM
- ✓ 1 Universal PCI-X 100MHz or 1 PCI-Express x8
- ✓ Adaptec dual-channel U320 SCSI w/host RAID
- ✓ Intel ICH5R controller for 2 SATA ports
- ✓ ATI Rage XL 8MB PCI graphics
- ✓ Eight Gigabit Ethernet ports (Up to 4 Optical SFP ports)
- ✓ PWM fan speed control
- ✓ IPMI 2.0 for server management
- ✓ Optimized chassis: SC813S-500C-C8
- ✓ Cavium CN-1230 Security microprocessor supports firewall VPN, SSI VPN, intrusion detection, security & gateway application servers

## Scalable Enterprise Solution



### SUPER X6QT8

By supporting up to four potent dual-core Xeon MP processors, the Super X6QT8 delivers unprecedented performance for demanding, multi-threaded applications, such as databases, financial services and supply-chain management. Powered by the Intel E8501 chipset with 3x faster performance on bandwidth, flexibility, and manageability over previous generations, the X6QT8 features PCI-Express expansion, fast DDRII memory with RAID, Ultra320 SCSI, dual PCI-Express Gigabit connectivity, and IPMI management. Moreover, the X6QT8 supports both 32-bit and 64-bit applications with backward compatibility for single-core Xeon MP CPUs, leveraging itself as a long-term product with low total cost of ownership (TCO).

#### Key Features:

- ✓ Quad dual-core Intel Xeon MP 7000 sequence
- ✓ Intel E8501 chipset
- ✓ 800MHz system bus
- ✓ 64GB ECC Reg. DDRII 400 SDRAM
- ✓ Advanced data protection with RAID and hot-plug memory sparing & mirroring
- ✓ 3 PCI-X 133MHz, 1 PCI-X 100MHz
  - 1 PCI-Express x8 (using x16 slot)
  - 1 PCI-Express x4 (using x8 slot)
- ✓ Adaptec dual-channel U320 SCSI w/host RAID
- ✓ Intel ICH5R controller for 2 SATA ports
- ✓ ATI ES1000 16MB PCI graphics
- ✓ Dual PCI-Express Gigabit Ethernet ports
- ✓ IPMI 2.0 for server management





Dual-core



Dual-core



Dual-core



Dual-core



Dual-core



MODEL	X7DB8+/X7DBE+	X7DB8/X7DBE	X7DB8-X/X7DBE-X	X7DB3	X7DA8/X7DAE
Processor	Dual-core Xeon 5000/5100 Sequence (LGA771)	Dual-core Xeon 5000/5100 Sequence (LGA771)	Dual-core Xeon 5000/5100 Sequence (LGA771)	Dual-core Xeon 5000/5100 Sequence (LGA771)	Dual-core Xeon 5000/5100 Sequence (LGA771)
Chipset/System Bus	Intel 5000P Chipset 1333/1066/667MHz	Intel 5000P Chipset 1333/1066/667MHz	Intel 5000P Chipset 1333/1066/667MHz	Intel 5000P Chipset 1333/1066/667MHz	Intel 5000X Chipset 1333/1066/667MHz
Form Factor	Ext. ATX 13.68" x 13"	Ext. ATX 12" x 13"	Ext. ATX 12" x 13"	Ext. ATX 12" x 13"	Ext. ATX 12" x 13"
Optimized Chassis	X7DB8+ 2U: SC825S2-R700LP, SC825S2-560LP, SC823S-550LP, SC933S1/SC933S2-R760, SC836S2-R800, SC833S/SC833S2-550 4U/Tower: SC745S2-R800, SC745S2-700, SC743S1/SC743S2-R760, SC743S1/SC743S2-650, SC743S1-645* (*Fan-0091 required) X7DBE+ 2U: SC825TQ-R700LP, SC825TQ-560LP, SC823T-550LP, SC933T-R760, SC933T-R760, SC836TQ-R800, SC745TQ-R800, SC745TQ-700	X7DB8 2U: SC825S2-R700LP, SC825S2-560LP, SC823S-550LP, SC933S1/SC933S2-R760, SC836S2-R800, SC833S/SC833S2-550 3U: SC933S1/SC933S2-R760, SC836S2-R800, SC833S/SC833S2-R760, SC833S/SC833S2-550 4U/Tower: SC745S2-R800, SC745S2-700, SC743S1/SC743S2-R760, SC743S1/SC743S2-650, SC743S1-645* (*Fan-0091 required) X7DBE 2U: SC825TQ-R700LP, SC825TQ-560LP, SC823T-550LP, SC933T-R760, SC933T-R760, SC836TQ-R800, SC745TQ-R800, SC745TQ-700, SC743S1/SC743S2-R760, SC743S1/SC743S2-650, SC743S1-645* (*Fan-0091 required)	X7DB8-X 2U: SC825S2-R700LP, SC825S2-560LP, SC823S-550LP, SC933S1/SC933S2-R760, SC836S2-R800, SC833S/SC833S2-550 3U: SC933S1/SC933S2-R760, SC836S2-R800, SC833S/SC833S2-R760, SC833S/SC833S2-550 4U/Tower: SC745S2-R800, SC745S2-700, SC743S1/SC743S2-R760, SC743S1/SC743S2-650, SC743S1-645* (*Fan-0091 required) X7DBE-X 2U: SC825TQ-R700LP, SC825TQ-560LP, SC823T-550LP, SC933T-R760, SC933T-R760, SC836TQ-R800, SC745TQ-R800, SC745TQ-700, SC743S1/SC743S2-R760, SC743S1/SC743S2-650, SC743S1-645* (*Fan-0091 required)	2U: SC825TQ-R700LP, SC825TQ-560LP, SC823T-550LP, SC933E1/SC933E2/SC933T-R760, SC745TQ-R800, SC745TQ-700, SC743T-650, SC743T-R760 3U: SC836TQ-R800, SC743TQ-R760 4U/Tower: SC745TQ-R800, SC745TQ-700, SC743S1/SC743S2-R760, SC743S1-645* (*Fan-0091 required)	X7DA8 2U: SC825S2-R700LP/560LP, SC823S-550LP, SC933S1/SC933S2-R760, SC836S2-R800, SC833S/SC833S2-550 3U: SC933S1/SC933S2-R760, SC836S2-R800, SC833S/SC833S2-550 4U/Tower: SC745S2-R800, SC745S2-700, SC743S1/SC743S2-R760, SC743S1/SC743S2-650, SC743S1-645* (*Fan-0091 required) X7DAE 2U: SC825TQ-R700LP/560LP, SC823T-550LP, SC933T-R760, SC933T-R760, SC836TQ-R800, SC745TQ-R800, SC745TQ-700, SC743S1/SC743S2-R760, SC743S1/SC743S2-650, SC743S1-645* (*Fan-0091 required)
Memory Capacity & Slots	64GB ECC Fully-Buffered DIMM (FBD) DDRII 667/533 in 16 DIMMs	32GB ECC Fully-Buffered DIMM (FBD) DDRII 667/533 in 8 DIMMs	32GB ECC Fully-Buffered DIMM (FBD) DDRII 667/533 in 8 DIMMs	32GB ECC Fully-Buffered DIMM (FBD) DDRII 667/533 in 8 DIMMs	32GB ECC Fully-Buffered DIMM (FBD) DDRII 667/533 in 8 DIMMs
Expansion Slots	2 PCI-Express x8 1 PCI-Express x4 2 PCI-X 133MHz 1 PCI-X 100MHz	2 PCI-Express x8 1 PCI-Express x4 2 PCI-X 133MHz 1 PCI-X 100MHz	3 PCI-X 133MHz 3 PCI-X 100MHz	2 PCI-Express x8 1 PCI-Express x4 2 PCI-X 133MHz 1 PCI-X 100MHz	2 PCI-Express x16 1 PCI-Express x4 (in x16 slot) 2 PCI-X 133MHz 1 PCI-X 100MHz 1 PCI 33MHz
Onboard SCSI/SATA/SAS/SATA RAID	Adaptec 7902W dual channel Ultra320 SCSI controller w/ host RAID 0, 1, 10 (X7DB8+ only) Intel ESB2 for 6 SATA (3 Gbps) RAID 0, 1, 5, 10	Adaptec 7902W dual channel Ultra320 SCSI controller w/ host RAID 0, 1, 10 (X7DB8 only) Intel ESB2 for 6 SATA (3 Gbps) RAID 0, 1, 5, 10	Adaptec 7902W dual channel Ultra320 SCSI controller w/ host RAID 0, 1, 10 (X7DB8-X only) Intel ESB2 for 6 SATA (3 Gbps) RAID 0, 1, 5, 10	Adaptec 9410 controller for 8 SAS/SATA; RAID 0, 1, 10 Intel ESB2 for SATA (3 Gbps) RAID 0, 1, 5, 10	Adaptec 7902W dual channel Ultra320 SCSI controller w/ host RAID 0, 1, 10 (X7DA8 only) Intel ESB2 for 6 SATA (3 Gbps) RAID 0, 1, 5, 10
Zero Channel RAID (ZCR) card support	AOC-LPZCR1 or AOC-LPZCR2 (X7DB8+ only)	AOC-LPZCR1 or AOC-LPZCR2 (X7DB8 only)	AOC-LPZCR1 or AOC-LPZCR2 (X7DB8-X only)	AOC-LPZCR2	AOC-LPZCR1 or AOC-LPZCR2 (X7DA8 only)
Onboard LAN	Dual LAN w/Intel 82563EB Gigabit Ethernet Controller	Dual LAN w/Intel 82563EB Gigabit Ethernet Controller	Dual LAN w/Intel 82563EB Gigabit Ethernet Controller	Dual LAN w/Intel 82563EB Gigabit Ethernet Controller	Dual LAN w/Intel 82563EB Gigabit Ethernet Controller
Onboard VGA	ATI ES1000 16MB PCI graphics controller	ATI ES1000 16MB PCI graphics controller	ATI ES1000 16MB PCI graphics controller	ATI ES1000 16MB PCI graphics controller	N/A
Built-in EIDE USB ports	ATA100/ up to 5 USB 2.0 ports	ATA100/ up to 5 USB 2.0 ports	ATA100/ up to 5 USB 2.0 ports	ATA100/ up to 5 USB 2.0 ports	ATA100/ up to 6 USB 2.0 ports
Other Onboard I/O Devices	1 floppy port 2 fast UART 16550 serial 1 ECP/EPP parallel port PS/2 mouse and keyboard conn.	1 floppy port 2 fast UART 16550 serial 1 ECP/EPP parallel port PS/2 mouse and keyboard conn.	1 floppy port 2 fast UART 16550 serial PS/2 mouse and keyboard conn.	1 floppy port 2 fast UART 16550 serial 1 ECP/EPP parallel port PS/2 mouse and keyboard conn.	1 floppy port 2 fast UART 16550 serial 1 ECP/EPP parallel port PS/2 mouse and keyboard conn. AC'97 audio CODEC high quality 6-channel sound
Manageability	SIMLP slot (IPMI 2.0) Watch Dog, Super Doctor III	SIMLP slot (IPMI 2.0) Watch Dog, Super Doctor III	SIMLP slot (IPMI 2.0) Watch Dog, Super Doctor III	SIMLP slot (IPMI 2.0) Watch Dog, Super Doctor III	SIMLP slot (IPMI 2.0) Watch Dog, Super Doctor III
PC Health Monitoring	Monitors CPU voltages, +3.3V, +5V, +12V, -12V, +5V standby and 8 fan status, supports system management utility, chassis intrusion header	Monitors CPU voltages, +3.3V, +5V, +12V, -12V, +5V standby and 8 fan status, supports system management utility, chassis intrusion header	Monitors CPU voltages, +3.3V, +5V, +12V, -12V, +5V standby and 8 fan status, supports system management utility, chassis intrusion header	Monitors CPU voltages, +3.3V, +5V, +12V, -12V, +5V standby and 8 fan status, supports system management utility, chassis intrusion header	Monitors CPU voltages, +3.3V, +5V, +12V, -12V, +5V standby and 8 fan status, supports system management utility, chassis intrusion header
Thermal Control	4-pin PWM & 3-pin fan speed control & overheat LED	4-pin PWM & 3-pin fan speed control & overheat LED	4-pin PWM & 3-pin fan speed control & overheat LED	4-pin PWM & 3-pin fan speed control & overheat LED	4-pin PWM & 3-pin fan speed control & overheat LED
Other Features	ACPI power management, internal/external modem ring-on, WOL, control of power-on mode for recovery from AC power loss, SDDC support, TM2 & CPU thermal trip support for processor protection	ACPI power management, internal/external modem ring-on, WOL, control of power-on mode for recovery from AC power loss, SDDC support, TM2 & CPU thermal trip support for processor protection	ACPI power management, internal/external modem ring-on, WOL, control of power-on mode for recovery from AC power loss, SDDC support, TM2 & CPU thermal trip support for processor protection	ACPI power management, internal/external modem ring-on, WOL, control of power-on mode for recovery from AC power loss, SDDC support, TM2 & CPU thermal trip support for processor protection	ACPI power management, internal/external modem ring-on, WOL, control of power-on mode for recovery from AC power loss, SDDC support, TM2 & CPU thermal trip support for processor protection
BIOS	Phoenix 8Mb Flash ROM	Phoenix 8Mb Flash ROM	Phoenix 8Mb Flash ROM	Phoenix 8Mb Flash ROM	Phoenix 8Mb Flash ROM

# Optimized Dempsey/Woodcrest Chassis



SUPER<sup>®</sup> SC825TQ-R700RC/R700LP  
SUPER<sup>®</sup> SC825S2-R700RC/R700LP

- 8 hot-swap drive bays
- Butterfly riser card
- Redundant 700W power supply
- High Efficiency Power

SUPER<sup>®</sup> SC836E1/SC836E2-R800  
SUPER<sup>®</sup> SC836S2/SC836TQ-R800

- 16 hot-swap drive bays
- 100% cooling redundancy
- Redundant 800W power supply
- High Efficiency Power

SUPER<sup>®</sup> SC745S2-R800/SC745TQ-R800  
SUPER<sup>®</sup> SC745S2-700/SC745TQ-700

- 8 hot-swap drive bays
- Tower/4U rackmount server chassis
- 100% cooling redundancy
- Redundant 800W/700W power supply
- High Efficiency Power

## Key Features

Model	X7DB8+/X7DBE+	X7DB8/X7DBE/X7DB8-X/X7DBE-X	X7DB3	X7DA8/X7DAE	Fan Setting
SC823 Series	N/A	<b>SC823S-550LP</b> (X7DB8 & X7DB8-X) <b>SC823T/SC823i-550LP</b> (X7DBE & X7DBE-X) * 6 hot-swap drive bays (SC823S/SC823T) * 6 fixed drive bays (SC823i) * 550W * Passive heatsink: SNK-P0018	<b>SC823T-550LP</b> * 6 hot-swap drive bays * 550W * Passive heatsink: SNK-P0018	<b>SC823S-550LP</b> (X7DA8) <b>SC823T/SC823i-550LP</b> (X7DAE) * 6 hot-swap drive bays (SC823S/SC823T) * 6 fixed drive bays (SC823i) * 550W * Passive heatsink: SNK-P0018	3-pin Server
SC825 Series	<b>SC825S2-R700LP</b> (X7DB8+) <b>SC825TQ-R700LP</b> (X7DBE+) * 8 hot-swap drive bays * Redundant 700W * Passive heatsink: SNK-P0018	<b>SC825S2-R700LP/560LP</b> (X7DB8 & X7DB8-X) <b>SC825TQ-R700LP/560LP</b> (X7DBE & X7DBE-X) * 8 hot-swap drive bays * Redundant 700W/560W * Passive heatsink: SNK-P0018	<b>SC825TQ-R700LP</b> <b>SC825TQ-560LP</b> * 8 hot-swap drive bays * Redundant 700W/560W * Passive heatsink: SNK-P0018	<b>SC825S2-R700LP/560LP</b> (X7DA8) <b>SC825TQ-R700LP/560LP</b> (X7DAE) * 8 hot-swap drive bays * Redundant 700W/560W * Passive heatsink: SNK-P0018	3-pin Server
SC833S Series	N/A	<b>SC833S-R760/550</b> (X7DB8 & X7DB8-X) <b>SC833S2-R760/550</b> (X7DB8 & X7DB8-X) <b>SC833T-R760/550</b> (X7DBE & X7DBE-X) * 100% Cooling redundancy * 8 hot-swap drive bays * Triple redundant 760W/550W * Passive heatsink: SNK-P0018	<b>SC833T-R760/550</b> * 100% Cooling redundancy * 8 hot-swap drive bays * Triple redundant 760W/550W * Passive heatsink: SNK-P0018	<b>SC833S-R760/550</b> (X7DA8) <b>SC833S2-R760/550</b> (X7DA8) <b>SC833T-R760/550</b> (X7DAE) * 100% Cooling redundancy * 8 hot-swap drive bays * Triple redundant 760W/560W * Passive heatsink: SNK-P0018	3-pin Server
SC836 Series	<b>SC836S2-R800</b> (X7DB8+) <b>SC836TQ-R800</b> (X7DBE+) * 100% Cooling redundancy * 16 hot-swap drive bays * High power efficiency * Redundant 800W * Add-on card required for 16 drives (SC836TQ) * Passive heatsink: SNK-P0018	<b>SC836S2-R800</b> (X7DB8 & X7DB8-X) <b>SC836TQ-R800</b> (X7DBE & X7DBE-X) * 100% Cooling redundancy * 16 hot-swap drive bays * High power efficiency * Redundant 800W * Add-on card required for 16 drives (SC836TQ) * Passive heatsink: SNK-P0018	<b>SC836E1/SC836E2-R800</b> <b>SC836TQ-R800</b> * 100% Cooling redundancy * 16 hot-swap drive bays * High power efficiency * Redundant 800W * Add-on card required for 16 drives (SC836TQ) * Passive heatsink: SNK-P0018	<b>SC836S2-R800</b> (X7DA8) <b>SC836TQ-R800</b> (X7DAE) * 100% Cooling redundancy * 16 hot-swap drive bays * High power efficiency * Redundant 800W * Add-on card required for 16 drives (SC836TQ) * Passive heatsink: SNK-P0018	3-pin Server
SC933 Series	N/A	<b>SC933S1/SC933S2-R760</b> (X7DB8 & X7DB8-X) <b>SC933T-R760</b> (X7DBE & X7DBE-X) * 100% Cooling redundancy * 14 hot-swap drive bays * 15 hot-swap drive bays (SC933T) * Triple redundant 760W * Add-on card required (SC933T) * Passive heatsink: SNK-P0018	<b>SC933E1/SC933E2/SC933T-R760</b> * 100% Cooling redundancy * 15 hot-swap drive bays * Triple redundant 760W * Add-on card required for SC933T-R760 * Passive heatsink: SNK-P0018	<b>SC933S1/SC933S2-R760</b> (X7DA8) <b>SC933T-R760</b> (X7DAE) * 100% Cooling redundancy * 14 hot-swap drive bays * 15 hot-swap drive bays (SC933T) * Triple redundant 760W * Add-on card required (SC933T) * Passive heatsink: SNK-P0018	3-pin Server
SC743 Series	N/A	<b>SC743S1-R760/650/645*</b> (X7DB8 & X7DB8-X) <b>SC743S2-R760/650</b> (X7DB8 & X7DB8-X) <b>SC743TQ-R760</b> (X7DBE & X7DBE-X) <b>SC743T-R760/650/645*</b> (X7DBE & X7DBE-X) <b>SC743i-R760/650/645*</b> (X7DBE & X7DBE-X) * 100% Cooling redundancy * 8 hot-swap drive bays * 8 fixed drive bays (SC743i) * Triple redundant 760W/650W/645W * Fan-0091 required for SC743T/SC743i/SC743S1-645 * Passive heatsink: SNK-P0018	<b>SC743T-R760/SC743TQ-R760</b> <b>SC743TQ-650</b> * 100% Cooling redundancy * 8 hot-swap drive bays * Triple redundant 760W/650W * Passive heatsink: SNK-P0018	<b>SC743S1-R760/650/645*</b> (X7DA8) <b>SC743S2-R760/650</b> (X7DA8) <b>SC743TQ-R760</b> (X7DAE) <b>SC743T-R760/650/645*</b> (X7DAE) <b>SC743i-R760/650/645*</b> (X7DAE) * 100% Cooling redundancy * 8 hot-swap drive bays * 8 fixed drive bays (SC743i) * Triple redundant 760W/650W/645W * Fan-0091 required for SC743T/SC743i/SC743S1-645 * Passive heatsink: SNK-P0018	3-pin Server & 4-pin Workstation for SC743T/SC743S1/SC743i-645 only
SC745 Series	<b>SC745S2-R800,SC745S2-700</b> (X7DB8+) <b>SC745TQ-R800,SC745TQ-700</b> (X7DBE+) * 100% cooling redundancy * 8 hot-swap drive bays * High power efficiency * Redundant 800W/700W * Passive heatsink: SNK-P0018	<b>SC745S2-R800,SC745S2-700</b> (X7DB8 & X7DB8-X) <b>SC745TQ-R800,SC745TQ-700</b> (X7DBE & X7DBE-X) * 100% cooling redundancy * 8 hot-swap drive bays * High power efficiency * Redundant 800W/700W * Passive heatsink: SNK-P0018	<b>SC745TQ-R800,SC745TQ-700</b> * 100% cooling redundancy * 8 hot-swap drive bays * High power efficiency * Redundant 800W/700W * Passive heatsink: SNK-P0018	<b>SC745S2-R800/700</b> (X7DA8) <b>SC745TQ-R800/700</b> (X7DAE) * 100% cooling redundancy * 8 hot-swap drive bays * High power efficiency * Redundant 800W/700W * Passive heatsink: SNK-P0018	3-pin Server



Dual-core



Dual-core



Dual-core



Dual-core



Dual-core



MODEL	X7DBR-8+/ X7DBR-i+	X7DBX-8/ X7DBX-i	X7DBR-3/ X7DBR-E	X7DVL-E	X7DVA-8/ X7DVA-E
Processor	Dual-core Xeon 5000/5100 Sequence (LGA771)	Dual-core Xeon 5000/5100 Sequence (LGA771)	Dual-core Xeon 5000/5100 Sequence (LGA771)	Dual-core Xeon 5000/5100 Sequence (LGA771)	Dual-core Xeon 5000/5100 Sequence (LGA771)
Chipset/ System Bus	Intel 5000P Chipset 1333/1066/667MHz	Intel 5000P Chipset 1333/1066/667MHz	Intel 5000P Chipset 1333/1066/667MHz	Intel 5000V Chipset 1333/1066/667MHz	Intel 5000V Chipset 1333/1066/667MHz
Form Factor	Ext. ATX 13.68" x 13"	Proprietary 16.24" x 11.24"	Ext. ATX 12" x 13"	ATX 12" x 10"	ATX 12" x 10"
Optimized Chassis	X7DBR-8+ 1U: SC815S-700 SC815S-560 2U: SC825S2-R700RC X7DBR-i+ 1U: SC815TQ-700 SC815TQ-560 2U: SC825TQ-R700RC	X7DBX-8 1U: SC819S-700 X7DBX-i 1U: SC819TQ-700	1U: SC815TQ-560 SC815TQ-R650 SC815TQ-700 SC813TQ-520 SC812L-520 2U: SC825TQ-R700RC	Mini 1U: SC512F-520/280* *Woodcrest only 1U: SC811T-520 2U: SC825TQ-R700LP/560LP SC823T-550LP 4U/Tower: SC743TQ-R760, SC743T-650/645* SC743i-645* (*Fan-0091 required) Mid-tower: SC733i/SC733T/ SC733TQ-645* (*MCP-310-00010-01 air shroud required)	X7DVA-8 1U: SC811S-520 2U: SC825S2-R700LP/560LP, SC823S-550LP 4U/Tower: SC743S1-R760/650/645 SC743S2-R760/650 X7DVA-E Mini 1U: SC512F-520/280* *Woodcrest only 1U: SC811T-520 2U: SC825TQ-R700LP/560LP SC823T-550LP 4U/Tower: SC743TQ-R760, SC743TR760/650 SC743i/SC743T-645* (*Fan-0091 required) Mid-tower: SC733i/SC733T/SC733TQ -645* (*MCP-310-00010-01 air shroud required)
Memory Capacity & Slots	64GB ECC Fully-Buffered DIMM (FBD) DDRII 667/533 in 16 DIMMs	32GB ECC Fully-Buffered DIMM (FBD) DDRII 667/533 in 8 DIMMs	32GB ECC Fully-Buffered DIMM (FBD) DDRII 667/533 in 8 DIMMs	16GB ECC Fully-Buffered DIMM (FBD) DDRII 667/533 in 6 DIMMs	16GB ECC Fully-Buffered DIMM (FBD) DDRII 667/533 in 6 DIMMs
Expansion Slots	1 Universal slot: PCI-X 133MHz or PCI-E x8 or PCI-Ex16 1 PCI-Express x8 (for 2U)	1 Universal: PCI-X 133MHz or PCI-E x8 1 Universal: PCI-X 133MHz or PCI-E x4	1 Universal: PCI-X133MHz or PCI-E x8 or PCI-E x16 1 PCI-X 133MHz	1 PCI-Express x8 1 PCI-Express x4 (in x8 slot) 2 PCI-X 133/100MHz 2 PCI 33MHz	1 PCI-Express x8 1 PCI-Express x4 (in x8 slot) 2 PCI-X 100MHz 1 PCI 33MHz
Onboard SCSI/ SATA/SAS/ SATA RAID	Adaptec 7902W dual channel Ultra320 SCSI controller w/ host RAID 0, 1, 10 (X7DBR-8+ only) Intel ESB2 for 6 SATA (3 Gbps) RAID 0, 1, 5, 10	Adaptec 7902W dual channel Ultra320 SCSI controller w/ host RAID 0, 1, 10 (X7DBX-8 only) Intel ESB2 for 6 SATA (3 Gbps) RAID 0, 1, 5, 10	Adaptec 9410 controller for 8 SAS/SATA (4 Int. & 4 Ext); RAID 0, 1, 10 (X7DBR-3 only) Intel ESB2 for SATA (3 Gbps) RAID 0, 1, 5, 10	Intel ESB2 for 6 SATA (3 Gbps) RAID 0, 1, 5, 10	Adaptec 7902W dual channel Ultra320 SCSI controller w/ host RAID 0, 1, 10 (X7DVA-8 only) Intel ESB2 for 6 SATA (3 Gbps) RAID 0, 1, 5, 10
Zero Channel RAID (ZCR) card support	AOC-SOZCR1 (X7DBR-8+ only)	AOC-LPZCR1 or AOC-LPZCR2 (X7DBX-8 only)	AOC-LPZCR2 (X7DBR-3 only)	N/A	AOC-LPZCR1 or AOC-LPZCR2 (X7DVA-8 only)
Onboard LAN	Dual LAN w/Intel 82563EB Gigabit Ethernet Controller	Dual LAN w/Intel 82563EB Gigabit Ethernet Controller	Dual LAN w/Intel 82563EB Gigabit Ethernet Controller	Dual LAN w/ Intel 82563EB Gigabit Ethernet Controller	Dual LAN w/ Intel 82563EB Gigabit Ethernet Controller
Onboard VGA	ATI ES1000 16MB PCI graphics controller	ATI ES1000 16MB PCI graphics controller	ATI ES1000 16MB PCI graphics controller	ATI ES1000 16MB PCI graphics controller	ATI ES1000 16MB PCI graphics controller
Built-in EIDE USB ports	ATA/100 up to 6 USB 2.0 port	ATA/100 up to 5 USB 2.0 port	ATA/100 up to 6 USB 2.0 port	ATA/100 up to 6 USB 2.0 port	ATA/100 up to 6 USB 2.0 port
Other Onboard I/O Devices	1 floppy port 2 fast UART 16550 serial PS/2 mouse and keyboard conn.	1 floppy port 2 fast UART 16550 serial PS/2 mouse and keyboard conn.	1 floppy port 2 fast UART 16550 serial PS/2 mouse and keyboard conn.	1 floppy port 2 fast UART 16550 serial 1 ECP/EPP parallel header PS/2 mouse and keyboard conn.	1 floppy port 2 fast UART 16550 serial 1 ECP/EPP parallel header PS/2 mouse and keyboard conn.
Manageability	SIMSO socket (IPMI 2.0) Watch Dog, Super Doctor III	SIM1U slot (IPMI 2.0) Watch Dog, Super Doctor III	SIMSO socket (IPMI 2.0) Watch Dog, Super Doctor III	SIMLC slot (IPMI 2.0) Watch Dog, Super Doctor III	SIMLP slot (IPMI 2.0) Watch Dog, Super Doctor III
PC Health Monitoring	Monitors CPU voltages, +3.3V, +5V, +12V, -12V, +5V standby and 5 fan status, supports system management utility, chassis intrusion header	Monitors CPU voltages, +3.3V +5V, +12V, -12V, +5V standby and total of 10 6-pin proprietary fan headers with 10-fans status, supports system management utility, chassis intrusion header	Monitors CPU voltages, +3.3V, +5V, +12V, -12V, +5V standby and 5 fan status, supports system management utility, chassis intrusion header	Monitors CPU voltages, +3.3V, +5V, +12V, -12V, +5V standby and 6 fan status, supports system management utility, chassis intrusion header	Monitors CPU voltages, +3.3V, +5V, +12V, -12V, +5V standby and 6 fan status, supports system management utility, chassis intrusion header
Thermal Control	3-pin fan speed control & overheat LED	Proprietary fans & overheat LED indication	3-pin fan speed control & overheat LED	4-pin PWM fan speed control & overheat LED	4-pin PWM fan speed control & overheat LED
Other Features	ACPI power management, internal/external modem ring-on, WOL, control of power-on mode for recovery from AC power loss, SDDC support, TM2 & CPU thermal trip support for processor protection	ACPI power management, internal/external modem ring-on, WOL, control of power-on mode for recovery from AC power loss, SDDC support, TM2 & CPU thermal trip support for processor protection	ACPI power management, internal/external modem ring-on, WOL, control of power-on mode for recovery from AC power loss, SDDC support, TM2 & CPU thermal trip support for processor protection	ACPI power management, internal/external modem ring-on, WOL, control of power-on mode for recovery from AC power loss, SDDC support, TM2 & CPU thermal trip support for processor protection	ACPI power management, internal/external modem ring-on, WOL, control of power-on mode for recovery from AC power loss, SDDC support, TM2 & CPU thermal trip support for processor protection
BIOS	Phoenix 8Mb Flash ROM	Phoenix 8Mb Flash ROM	Phoenix 8Mb Flash ROM	Phoenix 8Mb Flash ROM	Phoenix 8Mb Flash ROM

# Optimized Dempsey/Woodcrest Chassis



- SUPER** SC819S-700, SC819TQ-700
- Front loading cold-swap power supply
  - 1U with 4 expansion slot
  - 700W cold-swap power supply
  - High Efficiency Power
  - 3 hot-swap drive bays



- SUPER** SC815S-700/R650, SC815TQ-700/R650
- 4 hot-swap drive bays
  - 700W cold-swap power supply
  - 650W redundant power supply
  - High Efficiency Power



- SUPER** SC512F-520, SC512F-280
- 14" depth small form factor 1U
  - 1 x 3.5" fixed drive bays
  - 520W power supply
  - 280W power supply (woodcrest only)

## Key Features

Model	X7DBR-8+/X7DBR-i+	X7DBX-8/X7DBX-i	X7DBR-3/X7DBR-E	X7DVL-E	X7DVA-8/X7DVA-E	Fan Setting
SC819 Series	N/A	SC819S-700/SC819TQ-700 * 1U with 4 Expansion slot support * Front loading cold-swap 700W * 3 hot-swap drive bays * Passive heatsink SNK-P0017	N/A	N/A	N/A	3-pin Server
SC815 Series	SC815S-700/560 (X7DBR-8+) SC815TQ-700/560 (X7DBR-i+) * 4 hot-swap drive bays * 700W cold-swap/560W * Passive heatsink: SNK-P0017	N/A	SC815TQ-700/R650/560 * 4 hot-swap drive bays * 700W/redundant 650/560W * Passive heatsink SNK-P0017	N/A	N/A	3-pin Server
SC813 Series	N/A	N/A	SC813TQ-520 * 4 hot-swap drive bays * 520W * Passive heatsink SNK-P0017	N/A	N/A	3-pin Server
SC812L Series	N/A	N/A	SC812L-520 * Low-cost solution * 3 fixed drive bays * 520W * Passive heatsink SNK-P0017	N/A	N/A	3-pin Server
SC811 Series	N/A	N/A	N/A	SC811T-520 * 2 hot-swap drive bays * 520W * Passive heatsink SNK-P0017	SC811S-520 (X7DVA-8) SC811T-520 (X7DVA-E) * 2 hot-swap drive bays * 520W * Passive heatsink SNK-P0017	3-pin Server
SC512 Series	N/A	N/A	N/A	SC512F-520/280 * Cost-effective solution * 520W/280W (Woodcrest only) * Passive heatsink SNK-P0017	SC512F-520/280 (X7DVA-E) * Cost-effective solution * 520W/280W (Woodcrest only) * Passive heatsink SNK-P0017	3-pin Server
SC825 Series	SC825S2-R700RC (X7DBR-8+) SC825TQ-R700RC (X7DBR-i+) * 8 hot-swap drive bays * Butterfly riser cards * Redundant 700W * Passive heatsink: SNK-P0018	N/A	SC825TQ-R700RC * 8 hot-swap drive bays * Butterfly riser cards * Redundant 700W * Passive heatsink: SNK-P0018	SC825TQ-R700LP/560LP * 8 hot-swap drive bays * Redundant 700W/560W * Passive heatsink SNK-P0018	SC825S2-R700LP/560LP (X7DVA-8) SC825TQ-R700LP/560LP (X7DVA-E) * 8 hot-swap drive bays * Redundant 700W/560W * Passive heatsink SNK-P0018	3-pin Server
SC823 Series	N/A	N/A	N/A	SC823T-550LP * 6 hot-swap drive bays * 550W * Passive heatsink SNK-P0018	SC823S-550LP (X7DVA-8) SC823T-550LP (X7DVA-E) * 6 hot-swap drive bays * 550W * Passive heatsink SNK-P0018	3-pin Server
SC743 Series	N/A	N/A	N/A	SC743TQ-R760/SC743T-650 SC743T/SC743i-645* * 8 hot-swap drive bays (SC743TQ/SC743T) * 8 fixed drive bays (SC743i) * Triple redundant 760W/650W/645W low-noise control * Fan-0091 required for SC743T/SC743i-645 * Passive heatsink SNK-P0018	SC743S2-R760/650 (X7DVA-8) SC743S1-R760/650/645* (X7DVA-8) SC743TQ-R760 (X7DVA-E) SC743T-R760/650/645* (X7DVA-E) SC743i-R760/650/645* (X7DVA-E) * 2-ch (4+4) hot-swap drive bays (SC743S2) * 8 hot-swap drive bays (SC743S1/SC743TQ/SC743T) * 8 fixed drive bays (SC743i) * Triple redundant 760W/650W/645W low-noise control * Fan-0091 required for SC743S1/SC743T/SC743i-645 * Passive heatsink SNK-P0018	3-pin Server & 4-pin Workstation for SC743T/SC743S1/SC743i-645 only
SC733 Series	N/A	N/A	N/A	SC733T/SC733TQ/SC733i-645 * 4 hot-swap drive bays (SC733T/SC733TQ) * 4 fixed drive bays (SC733i) * 645W low-noise control * Air shroud required (MCP-310-00010-01) * Active heatsink SNK-P0020A4	SC733T/SC733TQ-645 (X7DVA-E) SC733i-645 (X7DVA-E) * 4 hot-swap drive bays (SC733T/SC733TQ) * 4 fixed drive bays (SC733i) * 645W low-noise control * Air shroud required (MCP-310-00010-01) * Active heatsink SNK-P0020A4	4-pin Workstation



Dual-core



Dual-core



31W per CPU



Dual-core



Dual-core



MODEL	X6DH3-G2/ X6DHi-G2	X6DH8-G2+/ X6DHE-G2+	X6DLP-4G2/ X6DLP-EG2	X6DHR-3G2 X6DHR-EG2	X6DHP-3G2
Processor	Dual 64-bit Xeon up to 3.80GHz (Paxville support)	Dual 64-bit Xeon up to 3.80GHz (Paxville support)	Dual 64-bit Xeon LV up to 2.0GHz	Dual 64-bit Xeon up to 3.80GHz (Paxville support)	Dual 64-bit Xeon up to 3.80GHz (Paxville support)
Chipset/ System Bus	Intel E7520 800MHz	Intel E7520 800MHz	Intel E7520 667MHz	Intel E7520 800MHz	Intel E7520 800MHz
Form Factor	Ext. ATX 12" x 13"	Ext. ATX 12" x 13"	ATX 12" x 9.6"	Ext. ATX 12" x 13"	Proprietary 16.2" x 11.24"
Optimized Chassis	X6DH3-G2 2U: SC823T/TQ-R500RC SC823T-550LP SC823T/TQ-R500LP 3U: SC833T-R760 SC833T-550 4U/Tower: SC743T/TQ-650/R760 X6DHi-G2 2U: SC823i-R500RC/550LP	X6DH8-G2+ 2U: SC823S-R500RC/R500LP/550LP 3U: SC933S-R760/550 SC933S2-R760/SC933S1-R760 4U/Tower: SC743S1-R760/650 SC743S2-R760/650 X6DHE-G2+ 4U/Tower: SC743i-R760/650 2U: SC823i-R500RC/550LP	X6DLP-4G2 1U: SC813MS-300C X6DLP-EG2 1U: SC811LT-260 (OEM) SC512LF-260 (OEM)	X6DHR-3G2 1U: SC813TQ-500 SC813T-500 X6DHR-EG2 1U: SC812i-420	1U: SC816A-700 SC816A-R700
Memory Capacity & Slots	16 GB ECC Reg. DDRII 400 SDRAM in 8 DIMMs	16 GB ECC Reg. DDRII 400 SDRAM in 8 DIMMs	16 GB ECC Reg. DDRII 400 SDRAM in 8 DIMMs	16 GB ECC Reg. DDRII 400 SDRAM in 8 DIMMs	16 GB ECC Reg. DDRII 400 SDRAM in 8 DIMMs
Expansion Slots	2 PCI Express x8 1 PCI-X 133MHz 2 PCI-X 100MHz 1 PCI	2 PCI Express x8 1 PCI Express x4 1 PCI-X 133MHz 2 PCI-X 100MHz	1 Universal PCI-X 66MHz or 1 PCI Express x8 1 PCI Express x8 1 PCI-X 66MHz 1 PCI	1 Universal PCI-X 133MHz or 1 PCI Express x8 1 Universal PCI-X 100MHz or 1 PCI Express x8	1 Universal PCI-X 100MHz or 1 PCI Express x8 1 Universal PCI-X 100MHz or 1 PCI Express x8
Onboard SCSI/ SATA/SAS/ SATA RAID	Adaptec 9410 controller for 8 SAS/SATA; RAID 0, 1, 10 (X6DH3-G2 only) Intel 6300ESB controller for 2 SATA; RAID 0, 1	Adaptec 7902W dual-channel Ultra 320SCSI w/host RAID (X6DH8-G2+ only) Intel ICH5R for 2 SATA RAID 0, 1	Adaptec 7901 Ultra320 SCSI with host RAID (X6DLP-4G2 only) Intel 6300ESB controller for 2 SATA; RAID 0, 1	Adaptec 9410 controller for 8 SAS/SATA (4 Int. & 4 Ext.); RAID 0, 1, 10 (X6DHR-3G2 only) Intel ICH5R controller for 2 SATA; RAID 0, 1	Adaptec 9410 controller for 8 SAS/SATA; RAID 0, 1, 10 Intel ICH5R controller for 2 SATA; RAID 0, 1
Zero Channel RAID (ZCR) card support	AOC-LPZCR1 or AOC-LPZCR2 (X6DH3-G2 only)	AOC-LPZCR1 or AOC-LPZCR2 (X6DH8-G2+ only)	AOC-LPZCR1 (X6DLP-4G2 only)	AOC-SOZCR1 (X6DHR-3G2 only)	AOC-LPZCR1
Onboard LAN	Dual LAN w/Intel 82541PI Gigabit Ethernet controller	Dual LAN w/Intel 82546GB Gigabit Ethernet controller	Dual LAN w/Intel 82573V & 82573L PCI-Express Gigabit Ethernet controller	Dual LAN w/Intel 82546GB Gigabit Ethernet controller	Dual LAN w/Intel 82546GB Gigabit Ethernet controller
Onboard VGA	ATI Rage XL 8MB PCI graphics controller	ATI Rage XL 8MB PCI graphics controller	ATI Rage XL 8MB PCI graphics controller	ATI Rage XL 8MB PCI graphics controller	ATI Rage XL 8MB PCI graphics controller
Built-in EIDE/ USB ports	ATA100/ Up to 4 USB 2.0 ports	ATA100/ Up to 5 USB 2.0 ports	ATA100/ Up to 4 USB 2.0 ports	ATA100/ Up to 4 USB 2.0 ports	ATA100/ Up to 4 USB 2.0 ports
Other Onboard I/O Devices	1 floppy port 2 fast UART 16550 serial 1 ECP/EPP parallel port PS/2 mouse and keyboard conn.	1 floppy port 2 fast UART 16550 serial 1 ECP/EPP parallel port PS/2 mouse and keyboard conn.	1 floppy port 2 fast UART 16550 serial 1 ECP/EPP parallel header PS/2 mouse and keyboard conn.	1 floppy port 2 fast UART 16550 serial PS/2 mouse and keyboard conn.	1 floppy port 2 fast UART 16550 serial PS/2 mouse and keyboard conn.
Manageability	IPMI 2.0 socket, Watch Dog, Super Doctor III	IPMI 2.0 socket, Watch Dog, Super Doctor III	IPMI 2.0 socket, Watch Dog, Super Doctor III	IPMI 2.0 socket, Watch Dog, Super Doctor III	1U IPMI 2.0 slot w/3rd LAN support, Watch Dog, Super Doctor III
PC Health Monitoring	Monitors CPU voltages, +3.3V, +5V, +12V, -12V, +5V standby and 8-fan status, supports system management utility, chassis intrusion header	Monitors CPU voltages, +3.3V, +5V, +12V, -12V, +3.3V standby and 8-fan status, supports system management utility, chassis intrusion header	Monitors CPU voltages, +3.3V, +5V, +12V, -12V, +5V standby and 6-fan status, supports system management utility, chassis intrusion header	Monitors CPU voltages, +3.3V, +5V, +12V, -12V, +3.3V standby and 5-fan status, supports system management utility, chassis intrusion header	Monitors CPU voltages, +3.3V, +5V, +12V, -12V, +5V standby and total of 10 6-pin proprietary fan headers with 10-fan status, supports system management utility, chassis intrusion header
Thermal Control	4-pin PWM & 3-pin fan speed control & overheat LED indication	4-pin PWM & 3-pin fan speed control & overheat LED indication	4-pin PWM & 3-pin fan speed control & overheat LED indication	3-pin fan speed control & overheat LED indication	Proprietary fans & overheat LED indication
Other Features	ACPI power management, internal/external modem ring-on, WOL, control of power-on mode for recovery from AC power loss, SDDC support, TM2 & CPU thermal trip support for processor protection	ACPI power management, internal/external modem ring-on, WOL, control of power-on mode for recovery from AC power loss, SDDC support, TM2 & CPU thermal trip support for processor protection	ACPI/APM power management, internal/external modem ring-on, WOL, control of power-on mode for recovery from AC power loss, SDDC support, TM2 & CPU thermal trip support for processor protection	ACPI power management, internal/external modem ring-on, WOL, control of power-on mode for recovery from AC power loss, SDDC support, TM2 & CPU thermal trip support for processor protection	ACPI power management, internal/external modem ring-on, WOL, control of power-on mode for recovery from AC power loss, SDDC support, TM2 & CPU thermal trip support for processor protection
BIOS	Phoenix 8 Mb Flash ROM	Phoenix 8 Mb Flash ROM	AMI 8 Mb Flash ROM	Phoenix 8 Mb Flash ROM	Phoenix 8 Mb Flash ROM

# Optimized Chassis Highlights



## SUPER SC833T-R760

- 8 hot-swap SAS/SATA bays
- Triple redundant 760W power w/I<sup>2</sup>C mgt.
- 6 Hot-swap fans for 100% cooling redundancy
- Air-shroud for optimal cooling
- 3U x 25.5"



## SUPER SC743T-R760

- 8 hot-swap SAS/SATA bays
- Triple redundant 760W power w/I<sup>2</sup>C mgt.
- 6 Hot-swap fans for 100% cooling redundancy
- Tool-less PCI & rotatable drive bay module
- 4U x 25.5"/Tower



## SUPER SC813T-500

- 4 hot-swap SAS/SATA bays
- 500W cold swap power supply w/I<sup>2</sup>C mgt.
- 2 PCI-X/Express slots
- 1 slim CD & 1 slim floppy drive
- 1U x 25.6"

## Key Features & Accessories

MB Chassis	X6DHR-3G2/X6DLP-4G	X6DHP-3G2	X6DHR-EG2/X6DLP-EG2	Fan Setting
SC816A-700/R700	N/A	<b>SC816A-700/R700 - High performance &amp; PCI-X/PCI-Express</b> <ul style="list-style-type: none"> <li>• 4 hot-swap SAS/SATA drive bays with SES-2</li> <li>• 700W Redundant power supply with I<sup>2</sup>C mgt. (SC816A-R700 only)</li> <li>• 700W cold-swap power supply with I<sup>2</sup>C mgt. (SC816A-700 only)</li> <li>• 1U Passive heatsink: SNK-P0009*</li> <li>• 1U riser cards*:                      PCI-X: CSE-RR1U-X                      PCI-X: CSE-RR1U-XR                      PCI-Express: CSE-RR1U-EL                      PCI-Express: CSE-RR1U-ER                 </li> </ul>	N/A	3-pin Server
SC811-420/SC812-420	N/A	N/A	<b>SC812i-420 - Cost-effective &amp; PCI-X/PCI-Express</b> <ul style="list-style-type: none"> <li>• 2 fixed drive bays</li> <li>• 420W power supply</li> <li>• Optional slim CDROM &amp; slim floppy</li> <li>• 1U Passive heatsink SNK-P0009*</li> <li>• 1U riser cards*: PCI-X: CSE-RR1U-X</li> </ul>	3-pin Server
SC813T-500/SC813TQ-500	<b>SC813TQ/T-500 - High performance &amp; PCI-X/PCI-Express (X6DHR-3G2 only)</b> <ul style="list-style-type: none"> <li>• 4 hot-swap SAS/SATA drive bays with SES-2 (SC813TQ only)</li> <li>• 500W cold-swap power supply with I<sup>2</sup>C mgt.</li> <li>• 1U Passive heatsink: SNK-P0009*</li> <li>• 1U riser cards*:                      PCI-X: CSE-RR1U-X                      PCI-X low profile: CSE-RR1U-XLP                      PCI-Express: CSE-RR1U-EL                      PCI-Express low profile: CSE-RR1U-ELP                 </li> </ul>	N/A	N/A	3-pin Server

MB Chassis	X6DH3-G2	X6DHi-G2/X6DHE-G2+	X6DH8-G2+	Fan Setting
SC743TQ	<b>SC743TQ-650/R760 - High-performance &amp; 100% cooling redundancy</b> <ul style="list-style-type: none"> <li>• 8 hot-swap SAS/SATA drive bays with SES2</li> <li>• Triple redundant 760W power supply with I<sup>2</sup>C (SC743TQ-R760)</li> <li>• 650W redundant cooling power supply (SC743TQ-650)</li> <li>• Passive heatsink: SNK-P0010*</li> </ul>	<b>SC743i-R760/650 - High-performance &amp; 100% cooling redundancy</b> <ul style="list-style-type: none"> <li>• 8 x 3.5" fixed drive bays</li> <li>• Triple redundant 760W power supply with I<sup>2</sup>C (SC743i-R760)</li> <li>• 650W redundant cooling power supply (SC743i-650)</li> <li>• Passive heatsink: SNK-P0010*</li> </ul>	<b>SC743S-R760/650 - High-performance &amp; 100% cooling redundancy</b> <ul style="list-style-type: none"> <li>• 8 hot-swap SCA drive bays with SAF-TE</li> <li>• Triple redundant 760W power supply with I<sup>2</sup>C (SC743S-R760)</li> <li>• 650W redundant cooling power supply (SC743S-650)</li> <li>• Passive heatsink: SNK-P0010*</li> </ul>	3-pin Server
SC833-R760	<b>SC833T-R760 - High-performance &amp; 100% cooling redundancy</b> <ul style="list-style-type: none"> <li>• 8 hot-swap SAS/SATA drive bays</li> <li>• Triple redundant 760W power supply with I<sup>2</sup>C for remote mgt.</li> <li>• Passive heatsink: SNK-P0010*</li> </ul>	N/A	<b>SC833S-R760 - High-performance &amp; 100% cooling redundancy</b> <ul style="list-style-type: none"> <li>• 8 hot-swap SCA drive bays with SAF-TE</li> <li>• Triple redundant 760W power supply with I<sup>2</sup>C for remote mgt.</li> <li>• Passive heatsink: SNK-P0010*</li> </ul>	3-pin Server
SC833-550	<b>SC833T-550 - Cost-effective &amp; 100% cooling redundancy</b> <ul style="list-style-type: none"> <li>• 8 hot-swap SAS/SATA drive bays</li> <li>• 550W power supply</li> <li>• Passive heatsink: SNK-P0010*</li> </ul>	N/A	<b>SC833S-550 - Cost-effective &amp; 100% cooling redundancy</b> <ul style="list-style-type: none"> <li>• 8 hot-swap SCA drive bays with SAF-TE</li> <li>• 550W power supply</li> <li>• Passive heatsink: SNK-P0010*</li> </ul>	3-pin Server
SC823-R500 (Riser Card)	<b>SC823TQ-R500RC - High-performance &amp; power redundancy</b> <ul style="list-style-type: none"> <li>• 6 hot-swap SAS/SATA drive bays with SES2</li> <li>• Redundant 500W power supply with I<sup>2</sup>C for remote mgt.</li> <li>• 3 Full-height &amp; full-length expansion slots</li> <li>• Passive heatsink: SNK-P0010*</li> <li>• 2U active riser card: CSE-RR2UE-AX*</li> </ul>	<b>SC823i-R500RC - High-performance &amp; power redundancy</b> <ul style="list-style-type: none"> <li>• 2 fixed drive cartridge (up to 6 HDD)</li> <li>• Redundant 500W power supply with I<sup>2</sup>C for remote mgt.</li> <li>• 3 Full-height &amp; full-length expansion slots</li> <li>• Passive heatsink: SNK-P0010*</li> <li>• 2U active riser card: CSE-RR2UE-AX*</li> </ul>	<b>SC823S-R500RC - High-performance &amp; power redundancy</b> <ul style="list-style-type: none"> <li>• 6 hot-swap SCA drive bays</li> <li>• Redundant 500W power supply with I<sup>2</sup>C for remote mgt.</li> <li>• 3 Full-height &amp; full-length expansion slots</li> <li>• Passive heatsink: SNK-P0010*</li> <li>• 2U active riser card: CSE-RR2UE-AX*</li> </ul>	3-pin Server
SC823-R500 (Low profile)	<b>SC823TQ-R500LP - High-performance &amp; power redundancy</b> <ul style="list-style-type: none"> <li>• 6 hot-swap SAS/SATA drive bays</li> <li>• Redundant 500W power supply with I<sup>2</sup>C for remote mgt.</li> <li>• 7 Low-profile slots</li> <li>• Passive heatsink: SNK-P0010*</li> </ul>	N/A	<b>SC823S-R500LP - High-performance &amp; power redundancy</b> <ul style="list-style-type: none"> <li>• 6 hot-swap SCA drive bays</li> <li>• Redundant 500W power supply with I<sup>2</sup>C for remote mgt.</li> <li>• 7 low-profile slots</li> <li>• Passive heatsink: SNK-P0010*</li> </ul>	3-pin Server
SC823-550 (Low Profile)	<b>SC823T-550LP - Cost-effective</b> <ul style="list-style-type: none"> <li>• 6 hot-swap SAS/SATA drive bays</li> <li>• 7 low-profile expansion slots</li> <li>• 550W power supply</li> <li>• Passive heatsink: SNK-P0010*</li> </ul>	<b>SC823i-550LP - Cost-effective</b> <ul style="list-style-type: none"> <li>• 2 fixed drive cartridge (up to 6 HDD)</li> <li>• 7 low-profile expansion slots</li> <li>• 550W power supply</li> <li>• Passive heatsink: SNK-P0010*</li> </ul>	<b>SC823S-550LP - Cost-effective</b> <ul style="list-style-type: none"> <li>• 6 hot-swap SCA drive bays</li> <li>• 7 low-profile expansion slots</li> <li>• 550W power supply</li> <li>• Passive heatsink: SNK-P0010*</li> </ul>	3-pin Server

Note: Optional Rail Kit CSE-PT26(B) and Floppy Drive are available for SC743, SC742 and SC942 series chassis

\* Sold separately



MODEL	X6DH8-G2/ X6DHE-G2	X6DHT-G	X6DH8-XG2/ X6DHE-XG2	X6DH8-XB/ X6DHE-XB	X6DH8-G/ X6DHE-G
Processor	Dual 64-bit Xeon up to 3.80GHz	Dual 64-bit Xeon up to 3.80GHz	Dual 64-bit Xeon up to 3.80GHz	Dual 64-bit Xeon up to 3.80GHz	Dual 64-bit Xeon up to 3.80GHz
Chipset/ System Bus	Intel E7520 800MHz	Intel E7520 800MHz	Intel E7520 800MHz	Intel E7520 800MHz	Intel E7520 800MHz
Form Factor	Ext. ATX 12" x 13"	Ext. ATX 12" x 13"	Ext. ATX 12" x 13"	Ext. ATX 12" x 13"	Ext. ATX 12" x 13"
Optimized Chassis	X6DH8-G2 2U: SC823S-R500RC/R500LP/550LP 3U: SC833S-R760/550 SC933S2-R760/SC933S1-R760 4U/Tower: SC743S1-R760/650 SC743S2-R760/650  X6DHE-G2 2U: SC823i-R500RC/550LP 4U/Tower: SC743i-R760/650	2U: SC823T-R500LP SC823T-550LP 3U: SC833T-R760, SC833T-550 4U/Tower: SC743T-R760 SC743T-650	X6DH8-XG2 2U: SC823S-R500LP/550LP 3U: SC833S-R760/550 SC933S1-R760, SC933S2-R760 4U/Tower: SC743S1-R760/650 SC743S2-R760/650  X6DHE-XG2 2U: SC823i-550LP 4U/Tower: SC743i-R760/650	X6DH8-XB 2U: SC823S-550LP/R500LP 4U/Tower: SC743S1-R760/650 SC743S2-R760/650  X6DHE-XB 2U: SC823i-550LP 4U/Tower: SC743i-R760/650	X6DH8-G 2U: SC823S-R500LP/550LP 3U: SC833S-R760/550 SC933S1-R760, SC933S2-R760 4U/Tower: SC743S1-R760/650 SC743S2-R760/650  X6DHE-G 2U: SC823i-R500LP 4U/Tower: SC743i-645/650/R760
Memory Capacity & Slots	16 GB ECC Reg. DDRII 400 SDRAM in 8 DIMMs	16/32 GB ECC Reg. DDR 333/266 SDRAM in 8 DIMMs	16 GB ECC Reg. DDRII 400 SDRAM in 8 DIMMs	16/32 GB ECC Reg. DDR333/266 SDRAM in 8 DIMMs	16/32 GB ECC Reg. DDR333/266 SDRAM in 8 DIMMs
Expansion Slots	2 PCI Express x8 1 PCI Express x4 1 PCI-X 133MHz 2 PCI-X 100MHz	2 PCI Express x8 1 PCI-X 133MHz 2 PCI-X 100MHz 1 PCI	1 PCI Express x8 (using x16 slot) 3 PCI-X 133MHz 2 PCI-X 100MHz	1 PCI Express x4 (using x8 slot) 2 PCI-X 133MHz 4 PCI-X 100MHz	2 PCI Express x8 1 PCI-X 133MHz 2 PCI-X 100MHz 1 PCI
Onboard SCSI/SAS SATA/SATA RAID	Adaptec 7902W dual-channel Ultra 320SCSI w/host RAID (X6DH8-G2 only) Intel ICH5R for 2 SATA RAID 0, 1	Adaptec AIC-8140 controller supports 8 SATA; RAID 0, 1 Intel 6300ESB for 2 SATA RAID 0, 1	Adaptec 7902W dual-channel Ultra 320SCSI w/host RAID (X6DH8-XG2 only) Intel ICH5R for 2 SATA RAID 0, 1	Adaptec 7902W dual-channel Ultra 320SCSI w/host RAID (X6DH8-XB only) Intel ICH5R for 2 SATA RAID 0, 1	Adaptec 7902W dual-channel Ultra 320SCSI w/host RAID (X6DH8-G) Intel 6300ESB for 2 SATA RAID 0, 1
Zero Channel RAID (ZCR) card support	AOC-LPZCR1 or AOC-2020S (X6DH8-G2 only)	AOC-LPZCR1 or AOC-2020SA	AOC-LPZR1 or AOC-2020S (X6DH8-XG2 only)	AOC-LPZCR1 or AOC-2020S (X6DH8-XB only)	AOC-LPZCR1 or AOC-2020S (X6DH8-G)
Onboard LAN	Dual LAN w/Intel 82546GB Gigabit Ethernet controller	Dual LAN w/Intel 82541GI Gigabit Ethernet controller	Dual LAN w/Intel 82546GB Gigabit Ethernet controller	Dual LAN w/Broadcom 5721 PCI Express Gigabit Ethernet	Dual LAN w/Intel 82541GI Gigabit Ethernet controller
Onboard VGA	ATI Rage XL 8MB PCI graphics controller	ATI Rage XL 8MB PCI graphics controller	ATI Rage XL 8MB PCI graphics controller	ATI Rage XL 8MB PCI graphics controller	ATI Rage XL 8MB PCI graphics controller
Built-in EIDE/ USB ports	ATA100/ Up to 5 USB 2.0 ports	ATA100/ Up to 4 USB 2.0 ports	ATA100/ Up to 5 USB 2.0 ports	ATA100/ Up to 5 USB 2.0 ports	ATA100/ Up to 4 USB 2.0 ports
Other Onboard I/O Devices	1 floppy port 2 fast UART 16550 serial 1 ECP/EPP parallel port PS/2 mouse and keyboard conn.	1 floppy port 2 fast UART 16550 serial 1 ECP/EPP parallel port PS/2 mouse and keyboard conn.	1 floppy port 2 fast UART 16550 serial PS/2 mouse and keyboard conn.	1 floppy port 2 fast UART 16550 serial PS/2 mouse and keyboard conn.	1 floppy port 2 fast UART 16550 serial 1 ECP/EPP parallel port PS/2 mouse and keyboard conn.
Manageability	IPMI 2.0 socket, Watch Dog, Super Doctor III	IPMI 2.0 socket, Watch Dog, Super Doctor III	IPMI 2.0 socket, Watch Dog, Super Doctor III	IPMI 2.0 socket, Watch Dog, Super Doctor III	IPMI 2.0 socket, Watch Dog, Super Doctor III
PC Health Monitoring	Monitors CPU voltages, +3.3V, +5V, +12V, -12V, +3.3V standby and 8-fan status, supports system management utility, chassis intrusion header	Monitors CPU voltages, +3.3V, +5V, +12V, -12V, +5V standby and 8-fan status, supports system management utility, chassis intrusion header	Monitors CPU voltages, +3.3V, +5V, +12V, +3.3V standby and 8-fan status, supports system management utility, chassis intrusion header	Monitors CPU voltages, +3.3V, +5V, +12V, -12V, +5V standby and 8-fan status, supports system management utility, chassis intrusion header	Monitors CPU voltages, +3.3V, +5V, +12V, -12V, +5V standby and 8-fan status, supports system management utility, chassis intrusion header
Thermal Control	4-pin PWM & 3-pin fan speed control & overheat LED indication	4-pin PWM & 3-pin fan speed control & overheat LED indication	4-pin PWM & 3-pin fan speed control & overheat LED indication	4-pin PWM & 3-pin fan speed control & overheat LED indication	4-pin PWM & 3-pin fan speed control & overheat LED indication
Other Features	ACPI power management, internal/external modem ring-on, WOL, control of power-on mode for recovery from AC power loss, SDDC support, TM2 & CPU thermal trip support for processor protection	ACPI power management, internal/external modem ring-on, WOL, control of power-on mode for recovery from AC power loss, SDDC support, TM2 & CPU thermal trip support for processor protection	ACPI power management, internal/external modem ring-on, WOL, control of power-on mode for recovery from AC power loss, SDDC support, TM2 & CPU thermal trip support for processor protection	ACPI power management, internal/external modem ring-on, WOL, control of power-on mode for recovery from AC power loss, SDDC support, TM2 & CPU thermal trip support for processor protection	ACPI power management, internal/external modem ring-on, WOL, control of power-on mode for recovery from AC power loss, SDDC support, TM2 & CPU thermal trip support for processor protection
BIOS	Phoenix 8 Mb Flash ROM	Phoenix 8 Mb Flash ROM	Phoenix 8 Mb Flash ROM	Phoenix 8 Mb Flash ROM	Phoenix 8 Mb Flash ROM

# Optimized Chassis Highlights



## SUPER SC743S1-R760/650

- 8 hot-swap SCA bays
- Triple redundant 760W power w/I<sup>2</sup>C mgt. (R760 only)
- 6 Hot-swap fans for 100% cooling redundancy
- Tool-less PCI & rotatable drive bay module
- 4U x 25.5"/Tower



## SUPER SC823T-R500RC

- 6 hot-swap SATA bays
- Redundant 500W power w/I<sup>2</sup>C mgt.
- 4 high-performance hot-swap fans
- 3 full-size PCI expansion slots
- 2U x 25.5"



## SUPER SC942S-600

- 10 hot-swap SCA bays (SAF-TE compliant)
- Triple redundant 600W power supply
- Optimized for either rack or tower
- 4U x 23.8"/Tower



## SUPER SC833S-R760

- 8 hot-swap SCA bays (SAF-TE compliant)
- Triple redundant 760W power w/I<sup>2</sup>C mgt.
- 6 Hot-swap fans for 100% cooling redundancy
- Air-shroud for optimal cooling
- 3U x 25.5"



## SUPER SC933S2-R760

- 14 hot-swap SCA 2-channel bays (SAF-TE compliant)
- Triple redundant 760W power w/I<sup>2</sup>C mgt.
- 6 Hot-swap fans for 100% cooling redundancy
- Air-shroud for optimal cooling
- 3U x 25.5"



## SUPER SC742T-550

- 7 hot-swap SATA bays
- 550W redundant cooling power supply
- Hot-swap cooling fans
- 4U x 24.2"/Tower

## Key Features & Accessories

MB Chassis	X6DH8-G2/XG2/G/XB	X6DHT-G/G2	X6DHE-G2/XG2/G/XB	Fan Setting
SC743-R760	SC743S1-R760 - High-performance & 100% cooling redundancy • 8 hot-swap SCA drive bays • Triple redundant 760W power supply with I <sup>2</sup> C for remote mgt. • Passive heatsink: SNK-P0010*	SC743T-R760 - High-performance & 100% cooling redundancy • 8 hot-swap SATA drive bays • Triple redundant 760W power supply with I <sup>2</sup> C for remote mgt. • Passive heatsink: SNK-P0010*	SC743i-R760 - High-performance & 100% cooling redundancy • 2 fixed drive cartridges (up to 8 HDD) • Triple redundant 760W power supply with I <sup>2</sup> C for remote mgt. • Passive heatsink: SNK-P0010*	3-pin Server
SC743-650	SC743S1-650 - Cost-effective & 100% cooling redundancy • 8 hot-swap SCA drive bays • 650W redundant cooling power supply • Passive heatsink: SNK-P0010*	SC743T-650 - Cost-effective & 100% cooling redundancy • 8 hot-swap SATA drive bays • 650W redundant cooling power supply • Passive heatsink: SNK-P0010*	SC743i-650 - Cost-effective & 100% cooling redundancy • 2 fixed drive cartridges (up to 8 HDD) • 650W redundant cooling power supply • Passive heatsink: SNK-P0010*	3-pin Server
SC833-R760	SC833S-R760 - High-performance & 100% cooling redundancy • 8 hot-swap SCA drive bays • Triple redundant 760W power supply with I <sup>2</sup> C for remote mgt. • Passive heatsink: SNK-P0010*	SC833T-R760 - High-performance & 100% cooling redundancy • 8 hot-swap SATA drive bays • Triple redundant 760W power supply with I <sup>2</sup> C for remote mgt. • Passive heatsink: SNK-P0010*	N/A	3-pin Server
SC833-550	SC833S-550 - Cost-effective & 100% cooling redundancy • 8 hot-swap SCA drive bays • 550W power supply • Passive heatsink: SNK-P0010*	SC833T-550 - Cost-effective & 100% cooling redundancy • 8 hot-swap SATA drive bays • 550W power supply • Passive heatsink: SNK-P0010*	N/A	3-pin Server
SC933-R760	SC933S2-R760 - High-performance & 100% cooling redundancy • 14 hot-swap SCA drive bays for dual-channel SCSI • Triple redundant 760W power supply with I <sup>2</sup> C for remote mgt. • Passive heatsink: SNK-P0010*	SC933T-R760 - High-performance & 100% cooling redundancy • 15 hot-swap SATA drive bays • Triple redundant 760W power supply with I <sup>2</sup> C for remote mgt. • Passive heatsink: SNK-P0010*	N/A	3-pin Server
SC823-R500 (Riser Card)	SC823S-R500RC - High-performance & power redundancy (X6DH8-G2) • 6 hot-swap SCA drive bays • Redundant 500W power supply with I <sup>2</sup> C for remote mgt. • 3 Full-height & full-length • Passive heatsink: SNK-P0010* • 2U active riser card: CSE-RR2UE-AX*	N/A	SC823i-R500RC - High-performance & power redundancy (X6DHE-G2 only) • 2 fixed drive cartridges (up to 6 HDD) • Redundant 500W power supply with I <sup>2</sup> C for remote mgt. • 3 Full-height & full-length slots • Passive heatsink: SNK-P0010* • 2U active riser card: CSE-RR2UE-AX*	3-pin Server
SC823-R500 (Low profile)	SC823S-R500LP - High-performance & power redundancy • 6 hot-swap SCA drive bays • Redundant 500W power supply with I <sup>2</sup> C for remote mgt. • 7 low-profile expansion slots • Passive heatsink: SNK-P0010*	SC823T-R500LP - High-performance & power redundancy • 6 hot-swap SATA drive bays • Redundant 500W power supply with I <sup>2</sup> C for remote mgt. • 7 low-profile expansion slots • Passive heatsink: SNK-P0010*	SC823i-R500LP - High-performance & power redundancy • 2 fixed drive cartridge (up to 6 HDD) • Redundant 500W power supply with I <sup>2</sup> C for remote mgt. • 7 low-profile expansion slots • Passive heatsink: SNK-P0010*	3-pin Server
SC823-550 (Low Profile)	SC823S-550LP - Cost-effective • 6 hot-swap SCA drive bays • 7 low-profile expansion slots • 550W power supply • Passive heatsink: SNK-P0010*	SC823T-550LP - Cost-effective • 6 hot-swap SATA drive bays • 7 low-profile expansion slots • 550W power supply • Passive heatsink: SNK-P0010*	SC823i-550LP - Cost-effective • 2 fixed drive cartridges (up to 6 HDD) • 7 low-profile expansion slots • 550W power supply • Passive heatsink: SNK-P0010*	3-pin Server
SC942-600	SC942S-600 - High-performance & power redundancy • 10 hot-swap SCA drive bays • Triple redundant 600W power supply • SCSI cable: CBL-0043 • Active heatsink: SNK-P0008A*	N/A	SC942i-600 - High-performance & power redundancy • 3 fixed drive cartridges (up to 15 HDD) • Triple redundant 600W power supply • Active heatsink: SNK-P0008A*	3-pin Server
SC742-600/500	SC742S-600/500 - Cost-effective & power redundancy • 7 hot-swap SCA drive bays • Triple redundant 600W/500W power supply • Active heatsink: SNK-P0008A*	N/A	SC742i-600 - Cost-effective & power redundancy • 2 fixed drive cartridges (up to 7 HDD) • Triple redundant 600W power supply • Active heatsink: SNK-P0008A*	3-pin Server
SC742-420/650	SC742S-420 - Cost-effective • 7 hot-swap SCA drive bays • 420W redundant cooling power supply • Active heatsink: SNK-P0008A*	SC742T-650 - Cost-effective • 7 hot-swap SATA drive bays • 550W redundant cooling power supply • Active heatsink: SNK-P0008A*	SC742i-420 - Cost-effective • 2 fixed drive cartridges (up to 7 HDD) • 420W redundant cooling power supply • Active heatsink: SNK-P0008A*	3-pin Server

Note: Optional Rail Kit CSE-PT26(B) and Floppy Drive are available for SC743, SC742 and SC942 series chassis

\* Sold separately





MODEL	X6DHR-8G2	X6DHR-iG2	X6DHR-TG	X6DHR-8G/iG	X6DHR-X8G/ X6DHR-XiG
Processor	Dual 64-bit Xeon up to 3.80GHz	Dual 64-bit Xeon up to 3.80GHz	Dual 64-bit Xeon up to 3.80GHz	Dual 64-bit Xeon up to 3.80GHz	Dual 64-bit Xeon up to 3.80GHz
Chipset/ System Bus	Intel E7520 800MHz	Intel E7520 800MHz	Intel E7520 800MHz	Intel E7520 800MHz	Intel E7520 800MHz
Form Factor	Ext. ATX 12" x 13"	Ext. ATX 12" x 13"	Ext. ATX 12" x 13"	Ext. ATX 12" x 13"	Ext. ATX 12" x 13"
Optimized Chassis	1U: SC813S-500 SC812S-420	1U: SC812i-420 SC812L-420	1U: SC813T-500	X6DHR-8G 1U: SC813S-500, SC812S-420 X6DHR-iG 1U: SC812i-420, SC812L-420	X6DHR-X8G 1U: SC813S-500, SC812S-420 X6DHR-XiG 1U: SC812i-420, SC812L-420
Memory Capacity & Slots	16 GB ECC Reg. DDRII 400 SDRAM in 8 DIMMs	16 GB ECC Reg. DDRII 400 SDRAM in 8 DIMMs	16/32 GB ECC Reg. DDR333/266 SDRAM in 8 DIMMs	16/32 GB ECC Reg. DDR333/266 SDRAM in 8 DIMMs	16/32 GB ECC Reg. DDR333/266 SDRAM in 8 DIMMs
Expansion Slots	1 Universal PCI-X 133MHz/ 1 PCI Express x8 1 Universal PCI-X 100MHz/ 1 PCI Express x8	1 Universal PCI-X 133MHz/ 1 PCI Express x8 1 Universal PCI-X 100MHz/ 1 PCI Express x8	1 Universal PCI-X 133MHz/ 1 PCI Express x8 1 Universal PCI-X 100MHz/ 1 PCI Express x8	1 Universal PCI-X 133MHz/ 1 PCI Express x8 1 Universal PCI-X 133MHz/ 1 PCI Express x4	2 PCI-X 133MHz
Onboard SCSI/ SATA/SATA RAID	Adaptec 7902W dual-channel Ultra 320SCSI w/host RAID Intel ICH5R for 2 SATA RAID 0, 1	Intel ICH5R for 2 SATA RAID 0, 1	Adaptec AIC-8130 controller for 4 SATA; RAID 0, 1 Intel ICH5R for 2 SATA RAID 0, 1	Adaptec 7902W dual-channel Ultra 320SCSI w/host RAID (X6DHR-8G only) Intel ICH5R for 2 SATA RAID 0, 1	Adaptec 7902W dual-channel Ultra 320SCSI w/host RAID (X6DHR-X8G only) Intel ICH5R for 2 SATA RAID 0, 1
ZCR card support	AOC-SOZCR1 or Adaptec SCSI RAID 2025S	N/A	AOC-SOZCR1 or Adaptec SATA RAID 2025SA	AOC-SOZCR1 or Adaptec SCSI RAID 2025S (X6DHR-8G)	AOC-SOZCR1 or Adaptec SCSI RAID 2025S (X6DHR-X8G)
Onboard LAN	Dual LAN w/Intel 82546GB Gigabit Ethernet	Dual LAN w/Intel 82546GB Gigabit Ethernet	Dual LAN w/Intel 82546GB Gigabit Ethernet	Dual LAN w/Intel 82546GB Gigabit Ethernet	Dual LAN w/Intel 82546GB Gigabit Ethernet
Onboard VGA	ATI Rage XL 8MB PCI graphics controller	ATI Rage XL 8MB PCI graphics controller	ATI Rage XL 8MB PCI graphics controller	ATI Rage XL 8MB PCI graphics controller	ATI Rage XL 8MB PCI graphics controller
Built-in EIDE/ USB ports	ATA100/ Up to 4USB 2.0 ports	ATA100/ Up to 4USB 2.0 ports	ATA100/ Up to 4 USB 2.0 ports	ATA100/ Up to 4 USB 2.0 ports	ATA100/ Up to 4 USB 2.0 ports
Other Onboard I/O Devices	1 floppy port 2 fast UART 16550 serial PS/2 mouse and keyboard conn.	1 floppy port 2 fast UART 16550 serial PS/2 mouse and keyboard conn.	1 floppy port 2 fast UART 16550 serial PS/2 mouse and keyboard conn.	1 floppy port 2 fast UART 16550 serial PS/2 mouse and keyboard conn.	1 floppy port 2 fast UART 16550 serial PS/2 mouse and keyboard conn.
Manageability	IPMI 2.0 socket, Watch Dog, Super●Doctor III	IPMI 2.0 socket, Watch Dog, Super●Doctor III	IPMI 2.0 socket, Watch Dog, Super●Doctor III	IPMI 2.0 socket, Watch Dog, Super●Doctor III	IPMI 2.0 socket, Watch Dog, Super●Doctor III
PC Health Monitoring	Monitors CPU voltages, +3.3V, +5V, +12V, -12V, & +5V standby and 5-fan status, supports system management utility, chassis intrusion header	Monitors CPU voltages, +3.3V, +5V, +12V, -12V & +5V standby and 5-fan status, supports system management utility, chassis intrusion header	Monitors CPU voltages, +3.3V, +5V, +12V, -12V, & +5V standby and 5-fan status, supports system management utility, chassis intrusion header	Monitors CPU voltages, +3.3V, +5V, +12V, -12V, & +5V standby and 5-fan status, supports system management utility, chassis intrusion header	Monitors CPU voltages, +3.3V, +5V, +12V, -12V, & +5V standby and 5-fan status, supports system management utility, chassis intrusion header
Thermal Control	3-pin fan speed control & overheat LED indication	3-pin fan speed control & overheat LED indication	3-pin fan speed control & overheat LED indication	3-pin fan speed control & overheat LED indication	3-pin fan speed control & overheat LED indication
Other Features	ACPI power management, internal/external modem ring-on, WOL, control of power-on mode for recovery from AC power loss, SDDC support, TM2 & CPU thermal trip support for processor protection	ACPI power management, internal/external modem ring-on, WOL, control of power-on mode for recovery from AC power loss, SDDC support, TM2 & CPU thermal trip support for processor protection	ACPI power management, internal/external modem ring-on, WOL, control of power-on mode for recovery from AC power loss, SDDC support, TM2 & CPU thermal trip support for processor protection	ACPI power management, internal/external modem ring-on, WOL, control of power-on mode for recovery from AC power loss, SDDC support, TM2 & CPU thermal trip support for processor protection	ACPI power management, internal/external modem ring-on, WOL, control of power-on mode for recovery from AC power loss, SDDC support, TM2 & CPU thermal trip support for processor protection
BIOS	Phoenix 8 Mb Flash ROM	Phoenix 8 Mb Flash ROM	Phoenix 8 Mb Flash ROM	Phoenix 8 Mb Flash ROM	Phoenix 8 Mb Flash ROM

# Optimized Chassis Highlights



## SUPER SC813S-500

- 4 hot-swap SCA bays
- 500W cold swap power supply w/I<sup>2</sup>C mgt.
- 2 PCI-X/Express slots
- 1 slim CD & 1 slim floppy drive
- 1U x 25.6"



## SUPER SC812S-420

- 3 hot-swap SCA bays
- 420W power supply
- 2 PCI-X/Express slots
- Front side USB & COM ports
- 1U x 25.6"



## SUPER SC812L-420

- 3 internal drive bays
- 420W power supply
- 2 PCI-X/Express slots
- Optimized for clustering
- 1U x 25.6"



## SUPER SC813T-500

- 4 hot-swap SATA bays
- 500W cold swap power supply w/I<sup>2</sup>C mgt.
- 2 PCI-X/Express slots
- 1 slim CD & 1 slim floppy drive
- 1U x 25.6"



## SUPER SC812i-420

- 3 fixed drive bays
- 420W power supply
- 2 PCI-X/Express slots
- Front side USB & COM ports
- 1U x 25.6"



## SUPER SC813TQ-500

- 4 hot-swap SAS/SATA bays w/SES-II
- 500W cold swap power supply w/I<sup>2</sup>C mgt.
- 2 PCI-X/Express slots
- 1 slim CD & 1 slim floppy drive
- 1U x 25.6"

## Key Features & Accessories

MB Chassis	X6DHR-8G2/8G	X6DHR-TG	X6DHR-iG2/iG	Fan Setting
SC813-500	<b>SC813S-500 - High performance &amp; PCI-X/PCI-Express</b> <ul style="list-style-type: none"> <li>• 4 hot-swap SCA drive bays</li> <li>• 500W cold-swap power supply with I<sup>2</sup>C mgt.</li> <li>• 1U Passive heatsink: SNK-P0009*</li> <li>• 1U riser cards*:                             <ul style="list-style-type: none"> <li>PCI-X: CSE-RR1U-X</li> <li>PCI-X low profile: CSE-RR1U-XLP</li> <li>PCI-Express: CSE-RR1U-EL</li> <li>PCI-Express low profile: CSE-RR1U-ELP</li> </ul> </li> </ul>	<b>SC813T-500 - High performance &amp; PCI-X/PCI-Express</b> <ul style="list-style-type: none"> <li>• 4 hot-swap SATA drive bays</li> <li>• 500W cold-swap power supply with I<sup>2</sup>C mgt.</li> <li>• 1U Passive heatsink: SNK-P0009*</li> <li>• 1U riser cards*:                             <ul style="list-style-type: none"> <li>PCI-X: CSE-RR1U-X</li> <li>PCI-X low profile: CSE-RR1U-XLP</li> <li>PCI-Express: CSE-RR1U-EL</li> <li>PCI-Express low profile: CSE-RR1U-ELP</li> </ul> </li> </ul>	N/A	3-pin Server
SC812-420	<b>SC812S-420 - Cost-effective &amp; PCI-X/PCI-Express</b> <ul style="list-style-type: none"> <li>• 3 hot-swap SCA drive bays</li> <li>• 420W power supply</li> <li>• Optional slim CDROM &amp; slim floppy</li> <li>• 1U Passive heatsink: SNK-P0009*</li> <li>• 1U riser cards*:                             <ul style="list-style-type: none"> <li>PCI-X: CSE-RR1U-X</li> <li>PCI-X low profile: CSE-RR1U-XLP</li> <li>PCI-Express: CSE-RR1U-EL</li> <li>PCI-Express low profile: CSE-RR1U-ELP</li> </ul> </li> </ul>	N/A	<b>SC812i-420 - Cost-effective &amp; PCI-X/PCI-Express</b> <ul style="list-style-type: none"> <li>• 3 fixed drive bays</li> <li>• 420W power supply</li> <li>• Optional slim CDROM &amp; slim floppy</li> <li>• 1U Passive heatsink: SNK-P0009*</li> <li>• 1U riser cards*:                             <ul style="list-style-type: none"> <li>PCI-X: CSE-RR1U-X</li> <li>PCI-X low profile: CSE-RR1U-XLP</li> <li>PCI-Express: CSE-RR1U-EL</li> <li>PCI-Express low profile: CSE-RR1U-ELP</li> </ul> </li> </ul>	3-pin Server
SC812L-420	<b>SC812L-420 - Cost-effective &amp; PCI-X/PCI-Express</b> <ul style="list-style-type: none"> <li>• 3 internal drive bays</li> <li>• 420W power supply</li> <li>• 1U Passive heatsink: SNK-P0009*</li> <li>• 1U riser cards*:                             <ul style="list-style-type: none"> <li>PCI-X: CSE-RR1U-X</li> <li>PCI-X low profile: CSE-RR1U-XLP</li> <li>PCI-Express: CSE-RR1U-EL</li> <li>PCI-Express low profile: CSE-RR1U-ELP</li> </ul> </li> </ul>	N/A	<b>SC812L-420 - Cost-effective &amp; PCI-X/PCI-Express</b> <ul style="list-style-type: none"> <li>• 3 internal drive bays</li> <li>• 420W power supply</li> <li>• 1U Passive heatsink: SNK-P0009*</li> <li>• 1U riser cards*:                             <ul style="list-style-type: none"> <li>PCI-X: CSE-RR1U-X</li> <li>PCI-X low profile: CSE-RR1U-XLP</li> <li>PCI-Express: CSE-RR1U-EL</li> <li>PCI-Express low profile: CSE-RR1U-ELP</li> </ul> </li> </ul>	3-pin Server

\* Sold Separately



MODEL	X6DH8-G2/ X6DHE-G2	X6DHT-G	X6DH8-XG2/ X6DHE-XG2	X6DH8-XB/ X6DHE-XB	X6DH8-G/ X6DHE-G
Processor	Dual 64-bit Xeon up to 3.80GHz	Dual 64-bit Xeon up to 3.80GHz	Dual 64-bit Xeon up to 3.80GHz	Dual 64-bit Xeon up to 3.80GHz	Dual 64-bit Xeon up to 3.80GHz
Chipset/ System Bus	Intel E7520 800MHz	Intel E7520 800MHz	Intel E7520 800MHz	Intel E7520 800MHz	Intel E7520 800MHz
Form Factor	Ext. ATX 12" x 13"	Ext. ATX 12" x 13"	Ext. ATX 12" x 13"	Ext. ATX 12" x 13"	Ext. ATX 12" x 13"
Optimized Chassis	X6DH8-G2 2U: SC823S-R500RC/R500LP/550LP 3U: SC833S-R760/550 SC933S2-R760/SC933S1-R760 4U/Tower: SC743S1-R760/650 SC743S2-R760/650 X6DHE-G2 2U: SC823i-R500RC/550LP 4U/Tower: SC743i-R760/650	2U: SC823T-R500LP SC823T-550LP 3U: SC833T-R760, SC833T-550 4U/Tower: SC743T-R760 SC743T-650	X6DH8-XG2 2U: SC823S-R500LP/550LP 3U: SC833S-R760/550 SC933S1-R760, SC933S2-R760 4U/Tower: SC743S1-R760/650 SC743S2-R760/650 X6DHE-XG2 2U: SC823i-550LP 4U/Tower: SC743i-R760/650	X6DH8-XB 2U: SC823S-550LP/R500LP 4U/Tower: SC743S1-R760/650 SC743S2-R760/650 X6DHE-XB 2U: SC823i-550LP 4U/Tower: SC743i-R760/650	X6DH8-G 2U: SC823S-R500LP/550LP 3U: SC833S-R760/550 SC933S1-R760, SC933S2-R760 4U/Tower: SC743S1-R760/650 SC743S2-R760/650 X6DHE-G 2U: SC823i-R500LP 4U/Tower: SC743i-645/650/R760
Memory Capacity & Slots	16 GB ECC Reg. DDRII 400 SDRAM in 8 DIMMs	16/32 GB ECC Reg. DDR 333/266 SDRAM in 8 DIMMs	16 GB ECC Reg. DDRII 400 SDRAM in 8 DIMMs	16/32 GB ECC Reg. DDR333/266 SDRAM in 8 DIMMs	16/32 GB ECC Reg. DDR333/266 SDRAM in 8 DIMMs
Expansion Slots	2 PCI Express x8 1 PCI Express x4 1 PCI-X 133MHz 2 PCI-X 100MHz	2 PCI Express x8 1 PCI-X 133MHz 2 PCI-X 100MHz 1 PCI	1 PCI Express x8 (using x16 slot) 3 PCI-X 133MHz 2 PCI-X 100MHz	1 PCI Express x4 (using x8 slot) 2 PCI-X 133MHz 4 PCI-X 100MHz	2 PCI Express x8 1 PCI-X 133MHz 2 PCI-X 100MHz 1 PCI
Onboard SCSI/SAS SATA/SATA RAID	Adaptec 7902W dual-channel Ultra 320SCSI w/host RAID (X6DH8-G2 only) Intel ICH5R for 2 SATA RAID 0, 1	Adaptec AIC-8140 controller supports 8 SATA; RAID 0, 1 Intel 6300ESB for 2 SATA RAID 0, 1	Adaptec 7902W dual-channel Ultra 320SCSI w/host RAID (X6DH8-XG2 only) Intel ICH5R for 2 SATA RAID 0, 1	Adaptec 7902W dual-channel Ultra 320SCSI w/host RAID (X6DH8-XB only) Intel ICH5R for 2 SATA RAID 0, 1	Adaptec 7902W dual-channel Ultra 320SCSI w/host RAID (X6DH8-G) Intel 6300ESB for 2 SATA RAID 0, 1
Zero Channel RAID (ZCR) card support	AOC-LPZCR1 or AOC-2020S (X6DH8-G2 only)	AOC-LPZCR1 or AOC-2020SA	AOC-LPZR1 or AOC-2020S (X6DH8-XG2 only)	AOC-LPZCR1 or AOC-2020S (X6DH8-XB only)	AOC-LPZCR1 or AOC-2020S (X6DH8-G)
Onboard LAN	Dual LAN w/Intel 82546GB Gigabit Ethernet controller	Dual LAN w/Intel 82541GI Gigabit Ethernet controller	Dual LAN w/Intel 82546GB Gigabit Ethernet controller	Dual LAN w/Broadcom 5721 PCI Express Gigabit Ethernet	Dual LAN w/Intel 82541GI Gigabit Ethernet controller
Onboard VGA	ATI Rage XL 8MB PCI graphics controller	ATI Rage XL 8MB PCI graphics controller	ATI Rage XL 8MB PCI graphics controller	ATI Rage XL 8MB PCI graphics controller	ATI Rage XL 8MB PCI graphics controller
Built-in EIDE/ USB ports	ATA100/ Up to 5 USB 2.0 ports	ATA100/ Up to 4 USB 2.0 ports	ATA100/ Up to 5 USB 2.0 ports	ATA100/ Up to 5 USB 2.0 ports	ATA100/ Up to 4 USB 2.0 ports
Other Onboard I/O Devices	1 floppy port 2 fast UART 16550 serial 1 ECP/EPP parallel port PS/2 mouse and keyboard conn.	1 floppy port 2 fast UART 16550 serial 1 ECP/EPP parallel port PS/2 mouse and keyboard conn.	1 floppy port 2 fast UART 16550 serial PS/2 mouse and keyboard conn.	1 floppy port 2 fast UART 16550 serial PS/2 mouse and keyboard conn.	1 floppy port 2 fast UART 16550 serial 1 ECP/EPP parallel port PS/2 mouse and keyboard conn.
Manageability	IPMI 2.0 socket, Watch Dog, Super Doctor III	IPMI 2.0 socket, Watch Dog, Super Doctor III	IPMI 2.0 socket, Watch Dog, Super Doctor III	IPMI 2.0 socket, Watch Dog, Super Doctor III	IPMI 2.0 socket, Watch Dog, Super Doctor III
PC Health Monitoring	Monitors CPU voltages, +3.3V, +5V, +12V, -12V, +3.3V standby and 8-fan status, supports system management utility, chassis intrusion header	Monitors CPU voltages, +3.3V, +5V, +12V, -12V, +5V standby and 8-fan status, supports system management utility, chassis intrusion header	Monitors CPU voltages, +3.3V, +5V, +12V, +3.3V standby and 8-fan status, supports system management utility, chassis intrusion header	Monitors CPU voltages, +3.3V, +5V, +12V, -12V, +5V standby and 8-fan status, supports system management utility, chassis intrusion header	Monitors CPU voltages, +3.3V, +5V, +12V, -12V, +5V standby and 8-fan status, supports system management utility, chassis intrusion header
Thermal Control	4-pin PWM & 3-pin fan speed control & overheat LED indication	4-pin PWM & 3-pin fan speed control & overheat LED indication	4-pin PWM & 3-pin fan speed control & overheat LED indication	4-pin PWM & 3-pin fan speed control & overheat LED indication	4-pin PWM & 3-pin fan speed control & overheat LED indication
Other Features	ACPI power management, internal/external modem ring-on, WOL, control of power-on mode for recovery from AC power loss, SDDC support, TM2 & CPU thermal trip support for processor protection	ACPI power management, internal/external modem ring-on, WOL, control of power-on mode for recovery from AC power loss, SDDC support, TM2 & CPU thermal trip support for processor protection	ACPI power management, internal/external modem ring-on, WOL, control of power-on mode for recovery from AC power loss, SDDC support, TM2 & CPU thermal trip support for processor protection	ACPI power management, internal/external modem ring-on, WOL, control of power-on mode for recovery from AC power loss, SDDC support, TM2 & CPU thermal trip support for processor protection	ACPI power management, internal/external modem ring-on, WOL, control of power-on mode for recovery from AC power loss, SDDC support, TM2 & CPU thermal trip support for processor protection
BIOS	Phoenix 8 Mb Flash ROM	Phoenix 8 Mb Flash ROM	Phoenix 8 Mb Flash ROM	Phoenix 8 Mb Flash ROM	Phoenix 8 Mb Flash ROM

# Optimized Chassis Highlights



- SUPER SC743S1-650**
- 8 hot-swap SCA bays
  - 650W redundant cooling power
  - 6 hot-swap fans for 100% cooling redundancy
  - Tool-less PCI & rotatable drive bay module
  - 4U x 25.5"/Tower



- SUPER SC742i-420**
- 7 fixed & 4 5.25" drive bays
  - 420W redundant cooling fan
  - Hot-swap cooling fans
  - 4U x 23.8"/Tower



- SUPER SC733T-645**
- 4 hot-swap SATA bays
  - 645W w/low-noise cooling fan
  - Maximum cost-effectiveness
  - Mid tower: 7" x 16.8" x 20.9"



- SUPER SC513L-420**
- 2 x 2.5" fixed drives bays
  - 420W power supply
  - 3 x 4cm counter-rotating fans
  - Front I/O access
  - 1U x 14"



- SUPER SC813MT-420C**
- 4 hot-swap SATA bays
  - 420W power supply
  - High performance 4cm fans
  - Shortened chassis for shallow racks
  - 1U x 19.8"



- SUPER SC811S-420**
- 2 hot-swap SCA bays
  - 420W power supply
  - 2 10cm blower fans
  - 1U x 22.6" cost-effective solution

## Key Features & Accessories

MB Chassis	X6DVA-4G/X6DVA-4G2	X6DVL-INF/X6DVL-iG2	X6DVA-EG/EG2 & X6DVL-EG/G	Fan Setting
SC743-650	<b>SC743S1-650 - 100% cooling redundancy &amp; Cost-effective (X6DVA-4G only)</b> <ul style="list-style-type: none"> <li>• 8 hot-swap SCA drive bays</li> <li>• 650W redundant cooling power supply</li> <li>• Passive heatsink: SNK-P0010*</li> <li>• 3-pin fan power extension cable: CBL-0064*</li> </ul>	N/A	<b>SC743i-650 - 100% cooling redundancy &amp; Cost-effective (X6DVA-EG, X6DVL-EG &amp; X6DVL-G only)</b> <ul style="list-style-type: none"> <li>• 2 fixed drive cartridges (up to 8 HDD)</li> <li>• 650W redundant cooling power supply</li> <li>• Passive heatsink: SNK-P0010*</li> <li>• 3-pin fan power extension cable: CBL-0064*</li> </ul>	3-pin Server
SC742-650	N/A	N/A	N/A	3-pin Server
SC742-420	<b>SC742S-420 - Cost-effective (X6DVA-4G only)</b> <ul style="list-style-type: none"> <li>• 7 hot-swap SCA drive bays</li> <li>• 420W redundant cooling power supply</li> <li>• Active heatsink: SNK-P0008A*</li> </ul>	N/A	<b>SC742i-420 - Cost-effective (X6DVA-EG, X6DVL-EG &amp; X6DVL-G only)</b> <ul style="list-style-type: none"> <li>• 2 fixed drive cartridges (up to 7 HDD)</li> <li>• 420W redundant cooling power supply</li> <li>• Active heatsink: SNK-P0008A*</li> </ul>	3-pin Server
SC733-645	N/A	N/A	<b>SC733i-645 - Cost-effective &amp; low-noise (X6DVA-EG, X6DVL-EG &amp; X6DVL-G only)</b> <ul style="list-style-type: none"> <li>• 4 fixed drive bays</li> <li>• 645W low-noise power supply</li> <li>• Active heatsink: SNK-P0008A4*</li> </ul>	4-pin Server
SC813M-420	<b>SC813MS-420C - High-performance 1U short-depth (X6DVA-4G only)</b> <ul style="list-style-type: none"> <li>• 4 hot-swap SCA drive bays</li> <li>• 420W power supply</li> <li>• 1U Passive heatsink: SNK-P0009*</li> <li>• 1U PCI-X riser card: CSE-RR1U-X*</li> </ul>	N/A	N/A	3-pin Server
SC811-420	<b>SC811S-420 - Cost-Effective 1U</b> <ul style="list-style-type: none"> <li>• 2 hot-swap SCA drive bays</li> <li>• 420W power supply</li> <li>• 1U Passive heatsink: SNK-P0009*</li> <li>• 1U PCI-X riser card: CSE-RR1U-X*</li> </ul>	<b>SC811T-420INF/SC811i-INF - Cost-effective 1U</b> <ul style="list-style-type: none"> <li>• 2 hot-swap SATA drive bays (SC811T-420INF)</li> <li>• 2 fixed drive bays (SC811i-420INF)</li> <li>• 420W power supply</li> <li>• 1U Passive heatsink: SNK-P0009*</li> <li>• 1U PCI-X riser card: CSE-RR1U-X*</li> </ul>	<b>SC811i-420 - Cost-effective 1U</b> <ul style="list-style-type: none"> <li>• 2 fixed drive bays</li> <li>• 420W power supply</li> <li>• 1U Passive heatsink: SNK-P0009*</li> <li>• 1U PCI-X riser card: CSE-RR1U-X* (for X6DVA-EG/iG/EG2)</li> <li>• 1U PCI-E riser card: CSE-RR1U-E16* (for X6DVL-EG/G)</li> </ul>	3-pin Server
SC513L-420	<b>SC513L-420 - Cost-Effective Mini 1U (X6DVA-4G only)</b> <ul style="list-style-type: none"> <li>• 2 x 2.5" fixed drive bays</li> <li>• 420W power supply</li> <li>• 1U Passive heatsink: SNK-P0009*</li> <li>• 1U PCI-X riser card: CSE-RR1U-X</li> </ul>	N/A	<b>SC513L-420 - Cost-Effective Mini 1U</b> <ul style="list-style-type: none"> <li>• 2 x 2.5" fixed drive bays</li> <li>• 420W power supply</li> <li>• 1U Passive heatsink: SNK-P0009*</li> <li>• 1U PCI-X riser card: CSE-RR1U-X (for X6DVA-EG/iG/EG2)</li> <li>• 1U PCI-x riser card: CSE-RR1U-E16 (for X6DVL-EG/G)</li> </ul>	3-pin Server

Note: Optional Rail Kit CSE-PT26(B) and Floppy Drive are available for SC743, SC742 and SC942 series chassis  
\* Sold separately



**Dual-core**



MODEL	X6DA3-G2/ X6DAi-G2	X6DA8-G2	X6DAE-G2	X6DA8-G/ X6DAE-G	X6DAT-G/ X6DAi-G
Processor	Dual 64-bit Xeon up to 3.80GHz (Paxville support)	Dual 64-bit Xeon up to 3.80GHz	Dual 64-bit Xeon up to 3.80GHz	Dual 64-bit Xeon up to 3.80GHz	Dual 64-bit Xeon up to 3.80GHz
Chipset/ System Bus	Intel E7525 800MHz	Intel E7525 800MHz	Intel E7525 800MHz	Intel E7525 800MHz	Intel E7525 800MHz
Form Factor	Ext. ATX 12" x 13"	Ext. ATX 12" x 13"	Ext. ATX 12" x 13"	Ext. ATX 12" x 13"	Ext. ATX 12" x 13"
Optimized Chassis	X6DA3-G2 Tower/4U: SC743T-645 SC743T-650 SC743T/TQ-R760 3U: SC833T-R760 SC833T-550 X6DAi-G2 Tower/4U: SC743i-645	Tower/4U: SC743S1-645/650 SC743S1-R760 3U: SC833S-R760/550 SC933S1-R760 SC933S2-R760 2U: SC823S-R500LP/550LP	Tower/4U: SC743i-645/650 SC743i-R760 SC742i-600 2U: SC823i-550LP	X6DA8-G Tower/4U: SC743S1-645/650 SC743S1-R760 3U: SC833S-R760/550 SC933S1-R760, SC933S2-R760 2U: SC823S-R500LP/550LP X6DAE-G Tower/4U: SC743i-645/650/R760 2U: SC823i-550LP	X6DAT-G: Tower/4U: SC743T-645/650 SC743T-R760 3U: SC833T-R760/550 2U: SC823T-R500LP/550LP X6DAi-G Tower/4U: SC743i-650/645/R760 Mid tower: SC823i-550LP
Memory Capacity & Slots	16 GB ECC Reg. DDRII 400 SDRAM in 8 DIMMs	16 GB ECC Reg. DDRII 400 SDRAM in 8 DIMMs	16 GB ECC Reg. DDRII 400 SDRAM in 8 DIMMs	16/32 GB ECC Reg. DDR333/266 SDRAM in 8 DIMMs	16/32 GB ECC Reg. DDR333/266 SDRAM in 8 DIMMs
Expansion Slots	1 PCI Express x16 1 PCI Express x4 (using x16 slot) 1 PCI-X 133MHz 2 PCI-X 100MHz 1 PCI 33MHz	1 PCI Express x16 1 PCI Express x4 (using x16 slot) 1 PCI-X 133MHz 2 PCI-X 100MHz 1 PCI 33MHz	1 PCI Express x16 1 PCI Express x4 (using x16 slot) 1 PCI-X 133MHz 2 PCI-X 100MHz 1 PCI 33MHz	1 PCI Express x16 1 PCI Express x4 (using x16 slot) 1 PCI-X 133MHz 2 PCI-X 100MHz 1 PCI 33MHz	1 PCI Express x16 1 PCI Express x8 (using x16 slot) 2 PCI-X 66MHz 2 PCI 33MHz
Onboard SCSI/ SATA/SATA RAID	Adaptec 9410 controller for 8 SAS/SATA; RAID 0, 1, 10 (X6DA3-G2 only) Intel ICH5R controller for 2 SATA; RAID 0, 1	Adaptec 7902W dual channel Ultra 320SCSI w/host RAID Intel ICH5R for 2 SATA RAID 0, 1	Intel ICH5R for 2 SATA RAID 0, 1	Adaptec 7902W dual channel Ultra 320SCSI w/host RAID (X6DA8-G only) Intel ICH5R for 2 SATA RAID 0, 1	Adaptec AIC-8130 for 8 SATA RAID 0, 1 (X6DAT-G only) Intel 6300ESB for 2 SATA RAID 0, 1
Zero Channel RAID (ZCR) card support	AOC-LPZCR1 or AOC-LPZCR2 (X6DA3-G2 only)	AOC-LPZCR1 or AOC-2020S	N/A	AOC-LPZCR1 or AOC-2020S (X6DA8-G only)	AOC-LPZCR1 or AOC-2020SA (X6DAT-G)
Onboard LAN	Dual LAN w/Intel 82546GB Gigabit Ethernet	Dual LAN w/Intel 82546GB Gigabit Ethernet	Dual LAN w/Intel 82546GB Gigabit Ethernet	Intel 82545GM Gigabit Ethernet	Intel 82541GI Gigabit Ethernet
Onboard VGA	N/A	N/A	N/A	N/A	N/A
Built-in EIDE/ USB ports	ATA100/ Up to 8 USB 2.0 ports	ATA100/ Up to 8 USB 2.0 ports	ATA100/ Up to 8 USB 2.0 ports	ATA100/ Up to 8 USB 2.0 ports	ATA100/ Up to 4 USB 2.0 ports
Other Onboard I/O Devices	1 floppy port 2 fast UART 16550 serial 1 ECP/EPP parallel port PS/2 mouse and keyboard conn. AC'97 audio CODEC high quality 6-channel sound	1 floppy port 2 fast UART 16550 serial 1 ECP/EPP parallel port PS/2 mouse and keyboard conn. AC'97 audio CODEC high quality 6-channel sound	1 floppy port 2 fast UART 16550 serial 1 ECP/EPP parallel port PS/2 mouse and keyboard conn. AC'97 audio CODEC high quality 6-channel sound	1 floppy port 2 fast UART 16550 serial 1 ECP/EPP parallel port PS/2 mouse and keyboard conn. AC'97 audio CODEC high quality 6-channel sound	1 floppy port 2 fast UART 16550 serial 1 ECP/EPP parallel port PS/2 mouse and keyboard conn. AC'97 audio CODEC high quality 6-channel sound
Manageability	IPMI 2.0 socket, Watch Dog, Super Doctor III	IPMI 2.0 socket, Watch Dog, Super Doctor III	IPMI 2.0 socket, Watch Dog, Super Doctor III	IPMI 2.0 socket, Watch Dog, Super Doctor III	Watch Dog, Super Doctor III
PC Health Monitoring	Monitors CPU voltages, +3.3V, +5V, +12V, -12V, +5V standby and 8-fan status, supports system management utility, chassis intrusion header	Monitors CPU voltages, +3.3V, +5V, +12V, +5V standby and 8-fan status, supports system management utility, chassis intrusion header	Monitors CPU voltages, +3.3V, +5V, +12V, +5V standby and 8-fan status, supports system management utility, chassis intrusion header	Monitors CPU voltages, +3.3V, +5V, +12V, +5V standby and 8-fan status, supports system management utility, chassis intrusion header	Monitors CPU voltages, +3.3V, +5V, +12V, +5V standby and 8-fan status, supports system management utility, chassis intrusion header
Thermal Control	4-pin PWM or 3-pin fan speed control & overheat LED indication	4-pin PWM or 3-pin fan speed control & overheat LED indication	4-pin PWM or 3-pin fan speed control & overheat LED indication	4-pin PWM or 3-pin fan speed control & overheat LED indication	4-pin PWM or 3-pin fan speed control & overheat LED indication
Other Features	ACPI power management, internal/external modem ring-on, WOL, control of power-on mode for recovery from AC power loss, SDDC support, STR, TM2 & CPU thermal trip support for processor protection	ACPI power management, internal/external modem ring-on, WOL, control of power-on mode for recovery from AC power loss, SDDC support, STR, TM2 & CPU thermal trip support for processor protection	ACPI power management, internal/external modem ring-on, WOL, control of power-on mode for recovery from AC power loss, SDDC support, STR, TM2 & CPU thermal trip support for processor protection	ACPI power management, internal/external modem ring-on, WOL, control of power-on mode for recovery from AC power loss, SDDC support, STR, TM2 & CPU thermal trip support for processor protection	ACPI power management, internal/external modem ring-on, WOL, control of power-on mode for recovery from AC power loss, SDDC support, STR, TM2 & CPU thermal trip support for processor protection
BIOS	Phoenix 8 Mb Flash ROM	Phoenix 8 Mb Flash ROM	Phoenix 8 Mb Flash ROM	Phoenix 8 Mb Flash ROM	Phoenix 8 Mb Flash ROM

# Optimized Chassis Highlights



## SUPER SC743S1-645

- 8 hot-swap SCA bays
- 90-degree rotatable drive bay module
- 645W low-noise power supply
- Hot-swap redundant PWM cooling fans
- 4U x 25.5"/Tower



## SUPER SC743S1-R760/650

- 8 hot-swap SCA bays
- Triple redundant 760W power w/I<sup>2</sup>C mgt. (R760 only)
- 6 Hot-swap fans for 100% cooling redundancy
- Tool-less PCI & rotatable drive bay module
- 4U x 25.5"/Tower



## SUPER SC942i-R760/550

- Flexible for SCA/SATA via mobile rack
- Triple redundant 760W power w/I<sup>2</sup>C mgt. (R760 only)
- Fan speed control
- 4U x 23.8"/Tower



## SUPER SC733T-645

- 4 hot-swap SATA bays
- 645W low-noise power supply
- 4-wire Pulse Width Modulated (PWM) fans
- Mid tower: 7" x 16.8" x 20.9"



## SUPER SC742i-600/S-600

- 7 fixed/7 dual-channel (3+4) hot-swap SCA (SAT-TE compliant) & 4 x 5.25" drive bays
- 600W triple redundant power
- Hot-swap cooling fans
- 4U x 23.8"/Tower



## SUPER SC833S-R760

- 8 hot-swap SCA bays (SAF-TE compliant)
- Triple redundant 760W power w/I<sup>2</sup>C mgt.
- 6 Hot-swap fans for 100% cooling redundancy
- Air-shroud for better cooling
- 3U x 25.5"

## Key Features & Accessories

MB Chassis	X6DA8-G2/G	X6DAT-G2/G	X6DAE-G2/G & X6DAI-G	Fan Setting
SC743-645	SC743S1-645 - Cost-effective & extreme low-noise • 8 hot-swap SCA drive bays • 645W low-noise power supply • Passive heatsink: SNK-P0010*	SC743T-645 - Cost-effective & extreme low-noise • 8 hot-swap SATA drive bays • 645W low-noise power supply • Passive heatsink: SNK-P0010*	SC743i-645 - Cost-effective & extreme low-noise • 2 fixed drive cartridges (up to 8 HDD) • 645W low-noise power supply • Passive heatsink: SNK-P0010*	4-pin SuperQuiet/ 4-pin Quiet Workstation
SC743-R760	SC743S1-R760 - High-performance & 100% cooling redundancy • 8 hot-swap SCA drive bays • Triple redundant 760W power supply with I <sup>2</sup> C for remote mgt. • Passive heatsink: SNK-P0010*	SC743T-R760 - High-performance & 100% cooling redundancy • 8 hot-swap SATA drive bays • Triple redundant 760W power supply with I <sup>2</sup> C for remote mgt. • Passive heatsink: SNK-P0010*	SC743i-R760 - High-performance & 100% cooling redundancy • 2 fixed drive cartridges (up to 8 HDD) • Triple redundant 760W power supply with I <sup>2</sup> C for remote mgt. • Passive heatsink: SNK-P0010*	3-pin Server/ Workstation
SC743-650	SC743S1-650 - Cost-effective & 100% cooling redundancy • 8 hot-swap SCA drive bays • 650W redundant cooling power supply • Passive heatsink: SNK-P0010*	SC743T-650 - Cost-effective & 100% cooling redundancy • 8 hot-swap SATA drive bays • 650W redundant cooling power supply • Passive heatsink: SNK-P0010*	SC743i-650 - Cost-effective & 100% cooling redundancy • 2 fixed drive cartridges (up to 8 HDD) • 650W redundant cooling power supply • Passive heatsink: SNK-P0010*	3-pin Server/ Workstation
SC942-R760	SC942i-R760 - High-performance & flexible HD mobile racks • 5 hot-swap SCA drive bays (optional: CSE-M35S) • Triple redundant 760W power supply with I <sup>2</sup> C for remote mgt. • Active heatsink: SNK-P0008A* • SCSI cable :CBL-0043*	SC942i-R760 - High-performance & flexible HD mobile racks • 5 hot-swap SATA drive bays (optional CSE-M35T) • Triple redundant 760W power supply with I <sup>2</sup> C for remote mgt. • Active heatsink: SNK-P0008A*	SC942i-R760 - High-performance & flexible HD mobile racks • 9 5.25" drive bays flexible for IDE/SATA devices • Triple redundant 760W power supply with I <sup>2</sup> C for remote mgt. • Active heatsink: SNK-P0008A*	3-pin Server/ Workstation
SC733-645	N/A	SC733T-645 - Cost-effective & low-noise • 4 hot-swap SATA drive bays • 645W low-noise power supply • Active heatsink: SNK-P0008A4*	SC733i-645 - Cost-effective & low-noise • 4 fixed drive bays • 645W low-noise power supply • Active heatsink: SNK-P0008A4*	4-pin Quiet Workstation
SC733-450	N/A	SC733T-450 - Cost-effective & low-noise • 4 hot-swap SATA drive bays • 450W redundant cooling low-noise power supply • Active heatsink: SNK-P0008A4*	SC733i-450 - Cost-effective & low-noise • 4 fixed drive bays • 450W redundant cooling low-noise power supply • Active heatsink: SNK-P0008A4*	4-pin Quiet Workstation
SC742-600	SC742S-600 - Power redundancy • 7 hot-swap SCA drive bays • Triple redundant 600W power supply • Active heatsink: SNK-P0008A*	N/A	SC742i-600 - Power redundancy • 2 fixed drive cartridges (up to 7 HDD) • Triple redundant 600W power supply • Active heatsink: SNK-P0008A*	3-pin Server
SC742-650/450	N/A	SC742T-650 - Cost-effective • 7 hot-swap SATA drive bays • 550W redundant cooling power supply • Active heatsink: SNK-P0008A*	SC742i-450 - Cost-effective & low-noise • 2 fixed drive cartridges (up to 7 HDD) • 450W redundant cooling low-noise power supply • Active heatsink: SNK-P0008A*	3-pin Workstation
SC833-R760	SC833S-R760 - High-performance & 100% cooling redundancy • 8 hot-swap SCA drive bays • Triple redundant 760W power supply with I <sup>2</sup> C for remote mgt. • Passive heatsink: SNK-P0010*	SC833T-R760 - High-performance & 100% cooling redundancy • 8 hot-swap SATA drive bays • Triple redundant 760W power supply with I <sup>2</sup> C for remote mgt. • Passive heatsink: SNK-P0010*	N/A	3-pin Server/ Workstation
SC833-550	SC833S-550 - Cost-effective & 100% cooling redundancy • 8 hot-swap SCA drive bays • 550W power supply • Passive heatsink: SNK-P0010*	SC833T-550 - Cost-effective & 100% cooling redundancy • 8 hot-swap SATA drive bays • 550W power supply • Passive heatsink: SNK-P0010*	N/A	3-pin Server/ Workstation

Note: Optional Rail Kit CSE-PT26(B) and Floppy Drive are available for SC743, SC742 and SC942 series chassis  
\* Sold separately



MODEL	X6DAL-TB2	X6DAL-B2	X6DAL-TG X6DAL-G	X6DAL-XTG/ X6DAL-XG	X6DAR-8G X6DAR-iG
Processor	Dual 64-bit Xeon up to 3.80GHz	Dual 64-bit Xeon up to 3.80GHz	Dual 64-bit Xeon up to 3.80GHz	Dual 64-bit Xeon up to 3.80GHz	Dual 64-bit Xeon up to 3.80GHz
Chipset/ System Bus	Intel E7525 800MHz	Intel E7525 800MHz	Intel E7525 800MHz	Intel E7525 800MHz	Intel E7525 800MHz
Form Factor	ATX 12" x 10"	ATX 12" x 10"	ATX 12" x 10"	ATX 12" x 10"	Ext. ATX 12" x 13.05"
Optimized Chassis	Mid tower: SC733T-450 SC733T-645 IU: SC811T-420	Mid tower: SC733i-450 SC733i-645 IU: SC811T-420 SC811i-420	Mid tower: SC733T-450 SC733T-645	X6DAL-XTG Mid tower: SC733T-450/645 X6DAL-XG Mid tower: SC733i-450/645	X6DAR-8G IU: SC812S-420, SC813S-500 X6DAR-iG IU: SC812i-420, SC812L-420
Memory Capacity & Slots	12 GB ECC Reg. DDRII 400 SDRAM in 6 DIMMs	12 GB ECC Reg. DDRII 400 SDRAM in 6 DIMMs	12/24 GB ECC Reg. DDR333/266 SDRAM in 6 DIMMs	12/24 GB ECC Reg. DDR333/266 SDRAM in 6 DIMMs	16/32 GB ECC Reg. DDR333/266 SDRAM in 8 DIMMs
Expansion Slots	1 PCI Express x16 2 PCI-X 66MHz 2 PCI 33MHz	1 PCI Express x16 2 PCI-X 66MHz 2 PCI 33MHz	1 PCI Express x16 1 PCI Express x8 2 PCI-X 66MHz 2 PCI 33MHz	1 PCI Express x16 2 PCI-X 66MHz 2 PCI 33MHz	1 PCI Express x16 1 PCI Express x4 1 universal PCI-X 133MHz
Onboard SCSI/ SATA/SATA RAID	Adaptec AIC-8130 controller for 4 SATA RAID 0, 1 Intel 6300ESB SATA controller for 2 SATA; RAID 0, 1	Intel 6300ESB SATA controller for 2 SATA RAID 0, 1	Adaptec AIC-8130 controller for 4 SATA RAID 0, 1 (X6DAL-TG only) Intel 6300ESB SATA controller for 2 SATA; RAID 0, 1	Adaptec AIC-8130 controller for 4 SATA RAID 0, 1 (X6DAL-XTG only) Intel 6300ESB SATA controller for 2 SATA; RAID 0, 1	Adaptec 7902W dual-channel Ultra320 SCSI w/host RAID (X6DAR-8G) Intel ICH5R for 2 SATA RAID 0, 1
Zero Channel RAID (ZCR) card support	AOC-LPZCR1 or AOC-2020SA	N/A	N/A	N/A	AOC-SOZCR1 or AOC-2025S (X6DAR-8G)
Onboard LAN	Dual LAN w/Broadcom 5721 PCI Express Gigabit Ethernet	Dual LAN w/Broadcom 5721 PCI Express Gigabit Ethernet	Intel 82541GI Gigabit Ethernet	Intel 82541GI Gigabit Ethernet	Dual LAN with Intel 82546GB Gigabit Ethernet controller
Onboard VGA	N/A	N/A	N/A	N/A	ATI Rage XL 8MB PCI graphic controller
Built-in EIDE/ USB ports	ATA100/ Up to 4 USB 2.0 ports	ATA100/ Up to 4 USB 2.0 ports	ATA100/ Up to 4 USB 2.0 ports	ATA100/ Up to 4 USB 2.0 ports	ATA100/ Up to 4 USB 2.0 ports
Other Onboard I/O Devices	1 floppy port 2 fast UART 16550 serial 1 ECP/EPP parallel header PS/2 mouse and keyboard conn.	1 floppy port 2 fast UART 16550 serial 1 ECP/EPP parallel header PS/2 mouse and keyboard conn.	1 floppy port 2 fast UART 16550 serial 1 ECP/EPP parallel header PS/2 mouse and keyboard conn. AC'97 audio CODEC high quality 6-channel sound	1 floppy port 2 fast UART 16550 serial 1 ECP/EPP parallel header PS/2 mouse and keyboard conn. AC'97 audio CODEC high quality 6-channel sound	1 floppy port 2 fast UART 16550 serial PS/2 mouse and keyboard conn.
Manageability	Watch Dog, Super Doctor III	Watch Dog, Super Doctor III	Watch Dog, Super Doctor III	Watch Dog, Super Doctor III	IPMI 2.0 socket, Watch Dog, Super Doctor III
PC Health Monitoring	Monitors CPU voltages, +3.3V, +5V, ±12V, +5V standby and 6-fan status, supports system management utility, chassis intrusion header	Monitors CPU voltages, +3.3V, +5V, ±12V, +5V standby and 6-fan status, supports system management utility, chassis intrusion header	Monitors CPU voltages, +3.3V, +5V, ±12V, +5V standby and 6-fan status, supports system management utility, chassis intrusion header	Monitors CPU voltages, +3.3V, +5V, ±12V, +5V standby and 6-fan status, supports system management utility, chassis intrusion header	Monitors CPU voltages, +3.3V, +5V, ±12V, +5V standby and 5-fan status, supports system management utility, chassis intrusion header
Thermal Control	4-pin PWM or 3-pin fan speed control & overheat LED indication	4-pin PWM or 3-pin fan speed control & overheat LED indication	4-pin PWM or 3-pin fan speed control & overheat LED indication	4-pin PWM or 3-pin fan speed control & overheat LED indication	3-pin fan speed control & overheat LED indication
Other Features	ACPI/APM power management, internal/external modem ring-on, WOL, control of power-on mode for recovery from AC power loss, SDDC support, STR, TM2 & CPU thermal trip support for processor protection	ACPI/APM power management, internal/external modem ring-on, WOL, control of power-on mode for recovery from AC power loss, SDDC support, STR, TM2 & CPU thermal trip support for processor protection	ACPI/APM power management, internal/external modem ring-on, WOL, control of power-on mode for recovery from AC power loss, SDDC support, STR, TM2 & CPU thermal trip support for processor protection	ACPI/APM power management, internal/external modem ring-on, WOL, control of power-on mode for recovery from AC power loss, SDDC support, STR, TM2 & CPU thermal trip support for processor protection	ACPI power management, internal/external modem ring-on, WOL, control of power-on mode for recovery from AC power loss, SDDC support, STR, TM2 & CPU thermal trip support for processor protection
BIOS	AMI 8 Mb Flash ROM	AMI 8 Mb Flash ROM	AMI 8 Mb Flash ROM	AMI 8 Mb Flash ROM	Phoenix 8 Mb Flash ROM

# Optimized Chassis Highlights



## SUPER SC733T-645

- 4 hot-swap SATA bays
- 645W low-noise power supply
- 4-wire Pulse Width Modulated (PWM) fans
- Mid tower: 7" x 16.8" x 20.9"



## SUPER SC743T-645

- 8 hot-swap SATA bays
- 90-degree rotatable drive bay module
- 645W low-noise power supply
- Hot-swap redundant PWM cooling fans
- 4U x 25"/Tower



## SUPER SC742i-450

- 7 fixed & 4 x 5.25" drive bays
- 450W redundant cooling low-noise power
- Hot-swap cooling fans
- 4U x 23.8"/Tower



## SUPER SC813S-500

- 4 hot-swap SCA bays
- 500W cold swap power supply w/I<sup>2</sup>C mgt.
- 2 PCI-X/Express slots
- 1 slim CD & 1 slim floppy drive
- 1U x 25.6"

## Key Features & Accessories

MB Chassis	X6DAL-XTG/TG/TB2	X6DAL-G/B2/XG	X6DAR-8G/iG	Fan Setting
SC733-645	<b>SC733T-645 - Cost-effective &amp; extreme low-noise</b> <ul style="list-style-type: none"> <li>• 4 hot-swap SATA drive bays</li> <li>• 645W low-noise power supply</li> <li>• Active heatsink: SNK-P0008A4*</li> </ul>	<b>SC733i-645 - Cost-effective &amp; extreme low-noise</b> <ul style="list-style-type: none"> <li>• 4 fixed drive bays</li> <li>• 645W low-noise power supply</li> <li>• Active heatsink: SNK-P0008A4*</li> </ul>	N/A	4-pin SuperQuiet/ 4-pin Quiet Workstation
SC733-450	<b>SC733T-450 - Cost-effective &amp; low-noise</b> <ul style="list-style-type: none"> <li>• 4 hot-swap SATA drive bays</li> <li>• 450W redundant cooling low-noise power supply</li> <li>• Active heatsink: SNK-P0008A4*</li> </ul>	<b>SC733i-450 - Cost-effective &amp; low-noise</b> <ul style="list-style-type: none"> <li>• 4 fixed drive bays</li> <li>• 450W redundant cooling low-noise power supply</li> <li>• Active heatsink: SNK-P0008A4*</li> </ul>	N/A	4-pin Quiet Workstation
SC743-645	<b>SC743T-645 - Cost-effective &amp; low-noise</b> <ul style="list-style-type: none"> <li>• 8 hot-swap SATA drive bays</li> <li>• 645W low-noise power supply</li> <li>• Passive heatsink: SNK-P0010*</li> <li>• Fan power cable CBL-0088*</li> </ul>	<b>SC743i-645 - Cost-effective &amp; low-noise</b> <ul style="list-style-type: none"> <li>• 2 fixed drive cartridges (Up to 8 HDD)</li> <li>• 645W low-noise power supply</li> <li>• Passive heatsink: SNK-P0010*</li> <li>• Fan power cable CBL-0088*</li> </ul>	N/A	4-pin Quiet Workstation
SC742-450	N/A	<b>SC742i-450 - Cost-effective &amp; low-noise</b> <ul style="list-style-type: none"> <li>• 2 fixed drive cartridges (Up to 7 HDD)</li> <li>• 450W redundant cooling low-noise power supply</li> <li>• Active heatsink: SNK-P0008A4*</li> </ul>	N/A	3-pin Workstation
SC811-420	<b>SC811T-420 - Cost-effective &amp; 1U (X6DAL-TB2 only)</b> <ul style="list-style-type: none"> <li>• 2 hot-swap SATA drive bays</li> <li>• 420W power supply</li> <li>• 1U Passive heatsink: SNK-P0009*</li> <li>• 1U PCI-Express x16 riser card CSE-RR1U-E16*</li> </ul>	<b>SC811i-420 - Cost-effective &amp; 1U (X6DAL-B2 only)</b> <ul style="list-style-type: none"> <li>• 2 fixed drive bays</li> <li>• 420W power supply</li> <li>• 1U Passive heatsink: SNK-P0009*</li> <li>• 1U PCI-Express x16 riser card CSE-RR1U-E16*</li> </ul>	N/A	3-pin Server/ Workstation
SC813-500	N/A	N/A	<b>SC813S-500 - High performance &amp; PCI-X/PCI-Express</b> (X6DAR-8G only) <ul style="list-style-type: none"> <li>• 4 hot-swap SCA drive bays</li> <li>• 500W cold-swap power supply with I<sup>2</sup>C mgt.</li> <li>• 1U Passive heatsink: SNK-P0009*</li> <li>• 1U riser cards*:                              PCI-X: CSE-RR1U-X                              PCI-X low profile: CSE-RR1U-XLP                              PCI-Express: CSE-RR1U-EL                              PCI-Express low profile: CSE-RR1U-ELP                         </li> </ul>	3-pin Server
SC812-420	N/A	N/A	<b>SC812S/i-420 - Cost-effective &amp; PCI-X/PCI-Express</b> <ul style="list-style-type: none"> <li>• 3 hot-swap SCA drive bays / 3 fixed drive bays</li> <li>• Front side USB ports &amp; COM port</li> <li>• 420W power supply</li> <li>• Optional slim CDROM &amp; slim floppy</li> <li>• 1U Passive heatsink: SNK-P0009*</li> <li>• 1U riser cards*:                              PCI-X: CSE-RR1U-X                              PCI-X low profile: CSE-RR1U-XLP                              PCI-Express: CSE-RR1U-EL                              PCI-Express low profile: CSE-RR1U-ELP                         </li> </ul>	3-pin Server
SC812L-420	N/A	N/A	<b>SC812L-420 - Cost-effective &amp; PCI-X/PCI-Express</b> (X6DAR-iG only) <ul style="list-style-type: none"> <li>• 3 internal drive bays</li> <li>• 420W power supply</li> <li>• 1U Passive heatsink: SNK-P0009*</li> <li>• 1U riser cards*:                              PCI-X: CSE-RR1U-X                              PCI-X low profile: CSE-RR1U-XLP                              PCI-Express: CSE-RR1U-EL                              PCI-Express low profile: CSE-RR1U-ELP                         </li> </ul>	3-pin Server

Note: Optional Rail Kit CSE-PT26(B) and Floppy Drive are available for SC743, SC742 and SC942 series chassis

\* Sold separately





Dual-core



Dual-core



Dual-core



Dual-core



Dual-core



MODEL	PDSM4/PDSME	PDSMi	PDSMi-LN4	PDSML-LN2	PDSML-LN1
Processor	Pentium D, Pentium 4 Extreme, Pentium 4 up to 3.80GHz/Celeron D up to 3.06GHz	Pentium D, Pentium 4 Extreme, Pentium 4 up to 3.80GHz/Celeron D up to 3.06GHz	Pentium D, Pentium 4 Extreme, Pentium 4 up to 3.80GHz/Celeron D up to 3.06GHz	Pentium D, Pentium 4 Extreme, Pentium 4 up to 3.80GHz/Celeron D up to 3.06GHz	Pentium D, Pentium 4 Extreme, Pentium 4 up to 3.80GHz/Celeron D up to 3.06GHz
Chipset/ System Bus	Intel E7230 1066/800/533MHz	Intel E7230 1066/800/533MHz	Intel E7230 1066/800/533MHz	Intel E7230 1066/800/533MHz	Intel E7230 1066/800/533MHz
Form Factor	ATX 12" x 9.6"	ATX 12" x 9.6"	ATX 12" x 9.6"	Micro ATX 9.6" x 9.6"	Micro ATX 9.6" x 9.6"
Optimized Chassis	PDSM4 2U: SC822S-R400LP/400LP 4U/Tower: SC742S-600/500 SC742S-450 PDSME Mid-tower: SC733T-645/450 SC733i-645/450	1U: SC811T-300 SC513F-260 (OEM) SC512F-260 (OEM) SC813MFT-300C (OEM)	Mini 1U: SC513F-260 (OEM)	1U: SC813MFT-300C (OEM) Mini 1U: SC513F-260 (OEM) SC512F-260 (OEM)	1U: SC811T-300 SC813MFT-300C (OEM) Mini 1U: SC513F-260 (OEM) SC512F-260 (OEM)
Memory Capacity & Slots	Dual-channel DDRII 8 GB Unb. ECC, non-ECC DDRII667/533/400 SDRAM in 4 DIMMs	Dual-channel DDRII 8 GB Unb. ECC, non-ECC DDRII667/533/400 SDRAM in 4 DIMMs	Dual-channel DDRII 8 GB Unb. ECC, non-ECC DDRII667/533/400 SDRAM in 4 DIMMs	Dual-channel DDRII 8 GB Unb. ECC, non-ECC DDRII667/533/400 SDRAM in 4 DIMMs	Dual-channel DDRII 8 GB Unb. ECC, non-ECC DDRII667/533/400 SDRAM in 4 DIMMs
Expansion Slots	1 PCI-Express x4 2 64-bit PCI-X 133MHz 2 64-bit PCI-X 100MHz	1 Universal PCI-X 133MHz or 1 PCI-Express x8 1 32-bit PCI 33MHz	1 64-bit PCI-X 133MHz 1 32-bit PCI 33MHz	1 PCI-Express x8 1 PCI-Express x4 (using x8 slot) 2 32-bit PCI 33MHz	1 PCI-Express x8 1 PCI-Express x4 (using x8 slot) 2 32-bit PCI 33MHz
Onboard SCSI/SATA/ SATA RAID	Adaptec Ultra320 SCSI w/host RAID; RAID 0, 1(PDSM4 only) Intel ICH7R SATA for 4 SATA (3 Gbps); RAID 0, 1, 5, 10	Intel ICH7R controller for 4 SATA (3 Gbps); RAID 0, 1, 5, 10	Intel ICH7R controller for 4 SATA (3 Gbps); RAID 0, 1, 5, 10	Intel ICH7R controller for 4 SATA (3 Gbps); RAID 0, 1, 5, 10	Intel ICH7R controller for 4 SATA (3 Gbps); RAID 0, 1, 5, 10
Zero Channel RAID (ZCR) card supported	AOC-LPZCR1 or AOC-2020S (PDSM4 only)	N/A	N/A	N/A	N/A
Onboard LAN	Dual LAN w/Intel 82573 PCI-Express Gigabit Ethernet	Dual LAN w/Intel 82573 PCI-Express Gigabit Ethernet	Four LAN w/Intel 82573 PCI-Express Gigabit Ethernet	Dual LAN w/Intel 82573 PCI-Express Gigabit Ethernet	Intel 82573 PCI-Express Gigabit Ethernet
Onboard VGA	ATI Rage XL 8MB PCI Graphics controller	ATI Rage XL 8MB PCI Graphics controller	ATI Rage XL 8MB PCI Graphics controller	XGI 16MB XG20 DDR graphic controller	XGI 16MB XG20 DDR graphic controller
Built-in EIDE/ USB ports	ATA100/USB 2.0 w/up to 6 USB ports	ATA100/USB 2.0 w/up to 6 USB ports	ATA100/USB 2.0 w/up to 6 USB ports	ATA100/USB 2.0 w/up to 6 USB ports	ATA100/USB 2.0 w/up to 6 USB ports
Other Onboard I/O Devices	1 floppy port 2 fast UART 16550 serial 1 ECP/EPP parallel header PS/2 mouse and keyboard conn.	1 floppy port 2 fast UART 16550 serial 1 ECP/EPP parallel header PS/2 mouse and keyboard conn.	1 floppy port 2 fast UART 16550 serial 1 ECP/EPP parallel header PS/2 mouse and keyboard conn.	1 floppy port 2 fast UART 16550 serial 1 ECP/EPP parallel header PS/2 mouse and keyboard conn.	1 floppy port 2 fast UART 16550 serial 1 ECP/EPP parallel header PS/2 mouse and keyboard conn.
Manageability	Low-profile IPMI 2.0 slot w/3rd LAN support, Watch Dog, Super Doctor III	IPMI 2.0 socket, Watch Dog, Super Doctor III	IPMI 2.0 socket, Watch Dog, Super Doctor III	IPMI 2.0 slot, Watch Dog, Super Doctor III	Watch Dog, Super Doctor III
PC Health Monitoring	Monitors CPU voltages, +1.8V +3.3V, +5V, +12V, -12V, and total of five 4-pin fan headers with 5-fan status, supports system management utility, chassis intrusion header	Monitors CPU voltages, +3.3V, +5V, +12V, -12V, VBAT, +3.3V & +5V standby and total of six 4-pin fan headers with 6-fan status, supports system management utility, chassis intrusion header	Monitors CPU voltages, +3.3V, +5V, +12V, -12V, VBAT, +3.3V & +5V standby and total of six 4-pin fan headers with 6-fan status, supports system management utility, chassis intrusion header	Monitors CPU voltages, +3.3V, +5V, +12V, -12V, VBAT, +3.3V & +5V standby and total of six 4-pin fan headers with 6-fan status, supports system management utility, chassis intrusion header	Monitors CPU voltages, +3.3V, +5V, +12V, -12V, VBAT, +3.3V & +5V standby and total of six 4-pin fan headers with 6-fan status, supports system management utility, chassis intrusion header
Thermal Control	4-pin PWM or 3-pin fan speed control & overheat LED indication	4-pin PWM or 3-pin fan speed control & overheat LED indication	4-pin PWM or 3-pin fan speed control & overheat LED indication	4-pin PWM or 3-pin fan speed control & overheat LED indication	4-pin PWM or 3-pin fan speed control & overheat LED indication
Other Features	ACPI power management, internal/external modem ring-on, WOR, WOL, control of power-on mode for recovery from AC power loss, CPU thermal trip support for processor protection	ACPI power management, internal/external modem ring-on, WOR, WOL, control of power-on mode for recovery from AC power loss, CPU thermal trip support for processor protection	ACPI power management, internal/external modem ring-on, WOR, WOL, control of power-on mode for recovery from AC power loss, CPU thermal trip support for processor protection	ACPI power management, internal/external modem ring-on, WOR, WOL, control of power-on mode for recovery from AC power loss, CPU thermal trip support for processor protection	ACPI power management, internal/external modem ring-on, WOR, WOL, control of power-on mode for recovery from AC power loss, CPU thermal trip support for processor protection
BIOS	Phoenix 8 Mb Flash ROM	Phoenix 8 Mb Flash ROM	Phoenix 8 Mb Flash ROM	Phoenix 8 Mb Flash ROM	Phoenix 8 Mb Flash ROM

# Optimized Chassis Highlights



## SUPER SC811T-300

- 2 hot-swap SAS/SATA bays
- 300W power supply
- 3 counter-rotating fans
- 1U x 22.6" cost-effective solution



## SUPER SC822S-R400LP

- 6 hot-swap SCA drive bays
- Redundant 400W power supply
- 4 high-performance hot-swap fans
- 7 low-profile slots
- 2U x 25"



## SUPER SC742S-450

- 7 hot-swap SCA bays
- 450W low-noise power supply
- Hot-swap cooling fans
- 4U x 24.2"/Tower



## SUPER SC733T-450

- 4 hot-swap SATA bays
- 450W low-noise power supply
- 1 x 12cm & 1 x 9cm exhaust thermal fans
- Mid tower: 7" x 16.8" x 20.9"



## SUPER SC743S1-645

- 8 hot-swap SCA bays
- 90-degree rotatable drive bay module
- 645W low-noise power supply
- Hot-swap redundant PWM cooling fans
- 4U x 25"/Tower



## SUPER SC733i-645

- 4 x 3.5 fixed bays
- 645W low-noise power supply
- Hot-swap redundant cooling fans
- Mid tower: 7" x 16.8" x 20.9"

## Key Features & Accessories

MB Chassis	PDSM4/PDSME/PDSMA	PDSMi//PDSMi-LN4	Fan Setting
SC513	N/A	<b>SC513F-260 - Cost-effective Mini 1U (PDSMi-LN4 only)</b> <ul style="list-style-type: none"> <li>• 1 x 3.5" fixed or 2 x 2.5" option drive bays</li> <li>• 260W power supply</li> <li>• 1U Passive heatsink: SNK-P0016</li> <li>• 1U PCI-X riser card: CSE-RR1U-Xi</li> <li>• 1U PCI-E riser card: CSE-RR1U-ELi</li> </ul>	3-pin Server
SC811	N/A	<b>SC811T-300 - Cost-effective Mini 1U</b> <ul style="list-style-type: none"> <li>• 2 hot-swap SAS/SATA drive bays</li> <li>• 300W power supply</li> <li>• 1U Passive heatsink: SNK-P0016</li> <li>• 1U PCI-E riser card: CSE-RR1U-ELi</li> </ul>	3-pin Server
SC822S	<b>SC822S-R400LP/SC822S-400LP - High-performance &amp; power redundancy (PDSM4 only)</b> <ul style="list-style-type: none"> <li>• 6 hot-swap SCA drive bays</li> <li>• Redundant 400 power supply (SC822S-R400LP)</li> <li>• 400W power supply (SC822S-400LP)</li> <li>• 7 low-profile expansion slots</li> <li>• Active heatsink: SNK-P0015A4*</li> </ul>	N/A	4-pin Server
SC743	<b>SC743S1-645/SC743S1-650/SC743S1-R760 - Extreme low-noise &amp; workstation (PDSM4 only)</b> <ul style="list-style-type: none"> <li>• 8 hot-swap SCA drive bays</li> <li>• 645W low-noise power supply (SC743S1-645)</li> <li>• 650W power supply (SC743S1-650)</li> <li>• Triple redundant 760W power supply (SC743S1-R760)</li> <li>• Active heatsink: SNK-P0015A4*</li> </ul>	N/A	SC743S1-645: 4-pin Server SC743S1-650/SC743S1-R760: 4-pin Server
SC742	<b>SC742S-600/SC742S-500/SC742S-450 - Cost-effective &amp; low-noise (PDSM4 only)</b> <ul style="list-style-type: none"> <li>• 7 hot-swap SCA drive bays</li> <li>• Triple redundant 600W power supply (SC742S-600)</li> <li>• 500W power supply (SC742S-500)</li> <li>• 450W low-noise power supply (SC742S-450)</li> <li>• Active heatsink: SNK-P0015A4*</li> </ul>	N/A	4-pin Server or 3-pin server
SC733	<b>SC733T-645/SC733i-645/SC733T-450/SC733i-450 - Cost-effective &amp; extreme low-noise (PDSME/PDSMA only)</b> <ul style="list-style-type: none"> <li>• 4 hot-swap SAS/SATA drive bays (SC733T-645/SC733T-450)</li> <li>• 4 fixed drive bays (SC733i-645/SC733i-450)</li> <li>• 645W low-noise power supply (SC733T-645/SC733i-645)</li> <li>• 450W low-noise power supply (SC733i-450/SC733i-450)</li> <li>• Active heatsink: SNK-P0015A4*</li> </ul>	N/A	4-pin Server

\* Sold Separately



Dual-core



Dual-core



Dual-core



Dual-core



Dual-core



MODEL	PDSMA	PDSL A	PDSLE	PDSG4	PDSGE
Processor	Pentium D, Pentium 4 Extreme, Pentium 4 up to 3.80GHz/Celeron D up to 3.06GHz	Pentium D, Pentium 4 Extreme, Pentium 4 up to 3.80GHz/Celeron D up to 3.06GHz	Pentium D, Pentium 4 Extreme, Pentium 4 up to 3.80GHz/Celeron D up to 3.06GHz	Pentium D, Pentium Extreme, Pentium 4 Extreme, Pentium 4 up to 3.80GHz/Celeron D up to 3.06GHz	Pentium D, Pentium Extreme, Pentium 4 Extreme, Pentium 4 up to 3.80GHz/Celeron D up to 3.06GHz
Chipset/ System Bus	Intel E7230 1066/800/533MHz	Intel 945G 1066/800/533MHz	Intel 945P 1066/800/533MHz	Intel 955X 1066/800/533MHz	Intel 955X 1066/800/533MHz
Form Factor	ATX 12" x 9.6"	ATX 11.5" x 9.5"	ATX 11.5" x 9.5"	ATX 12" x 9.6"	ATX 12" x 9.6"
Optimized Chassis	4U/Tower: SC742i-420 Mid-Tower: SC733T-645/450, SC733i-645/450	Mid-tower: SC733T-645/450 SC733i-645/450	Mid-tower: SC733T-645/450 SC733i-645/450	4U/Tower: SC743S1-645	4U/Tower: SC743T/i-645 Mid-tower: SC733T-645/450 SC733i-645/450
Memory Capacity & Slots	Dual-channel DDRII 8 GB Unb. ECC, non-ECC DDRII667/533/400 SDRAM in 4 DIMMs	Dual-channel DDRII 4 GB Unb. DDRII667/533/400 SDRAM in 4 DIMMs	Dual-channel DDRII 4 GB Unb. DDRII667/533/400 SDRAM in 4 DIMMs	Dual-channel DDRII 8 GB Unb. ECC DDRII667/533/400 SDRAM in 4 DIMMs	Dual-channel DDRII 8 GB Unb. ECC DDRII667/533/400 SDRAM in 4 DIMMs
Expansion Slots	1 64-bit PCI-X 133MHz 1 PCI-Express x8 5 32-bit PCI 33MHz	1 PCI-Express x16 1 PCI-Express x1 (using x8) 1 PCI-Express x1 4 32-bit PCI 33MHz	1 PCI-Express x16 1 PCI-Express x1 (using x8) 1 PCI-Express x1 4 32-bit PCI 33MHz	1 PCI-Express x16 1 PCI-Express x1 2 64-bit PCI-X 100MHz 3 32-bit PCI 33MHz	1 PCI-Express x16 1 PCI-Express x1 2 64-bit PCI-X 133MHz 3 32-bit PCI 33MHz
Onboard SCSI/SATA/ SATA RAID	Intel ICH7R controller for 4 SATA (3 Gbps); RAID 0, 1, 5, 10	Intel ICH7 controller for 4 SATA (3 Gbps)	Intel ICH7 controller for 4 SATA (3 Gbps)	Adaptec U320 SCSI w/host RAID; RAID 0, 1 Intel ICH7R controller for 4 SATA (3 Gbps); RAID 0, 1, 5, 10	Intel ICH7R controller for 4 SATA (3 Gbps); RAID 0, 1, 5, 10
Zero Channel RAID (ZCR) card supported	N/A	N/A	N/A	AOC-LPZCR1 or AOC-2020S	N/A
Onboard LAN	Dual LAN w/Intel 82573 PCI-Express Gigabit Ethernet	Intel 82573 PCI-Express Gigabit Ethernet	Intel 82573 PCI-Express Gigabit Ethernet	Intel 82573 PCI-Express Gigabit Ethernet	Intel 82573 PCI-Express Gigabit Ethernet
Onboard VGA	ATI Rage XL 8MB PCI Graphics controller	Integrated Gfx graphics	N/A	N/A	N/A
Built-in EIDE/ USB ports	ATA100/USB 2.0 w/up to 6 USB ports	ATA100/USB 2.0 w/up to 8 USB ports	ATA100/USB 2.0 w/up to 8 USB ports	ATA100/USB 2.0 w/up to 8 USB ports	ATA100/USB 2.0 w/up to 8 USB ports
Other Onboard I/O Devices	1 floppy port 2 fast UART 16550 serial 1 ECP/EPP parallel header PS/2 mouse and keyboard conn.	1 floppy port 2 fast UART 16550 serial 1 ECP/EPP parallel port PS/2 mouse and keyboard conn. AC'97 audio CODEC w/high quality 6-channel sound (front- side header)	1 floppy port 2 fast UART 16550 serial 1 ECP/EPP parallel port PS/2 mouse and keyboard conn. AC'97 audio CODEC w/high quality 6-channel sound (front-side header)	1 floppy port 2 fast UART 16550 serial 1 ECP/EPP parallel port PS/2 mouse and keyboard conn. AC'97 audio CODEC w/high quality 6-channel sound (front-side header)	1 floppy port 2 fast UART 16550 serial 1 ECP/EPP parallel port PS/2 mouse and keyboard conn. AC'97 audio CODEC w/high quality 6-channel sound (front-side header)
Manageability	IPMI 2.0 socket, Watch Dog, Super Doctor III	Watch Dog, Super Doctor III	Watch Dog, Super Doctor III	Watch Dog, Super Doctor III	Watch Dog, Super Doctor III
PC Health Monitoring	Monitors CPU voltages, +3.3V, +5V, +12V, -12V, VBAT, +3.3V & +5V standby and total of six 4-pin fan headers with 6-fan status, supports system management utility, chassis intrusion header	Monitors CPU voltages, +1.5V +3.3V, +5V, +12V, -12V, VBAT, 3.3V & +5V standby and total of three 4-pin fan headers with 3-fan status, supports system management utility, chassis intrusion header	Monitors CPU voltages, +1.5V +3.3V, +5V, +12V, -12V, VBAT, 3.3V & +5V standby and total of three 4-pin fan headers with 3-fan status, supports system management utility, chassis intrusion header	Monitors CPU voltages, +3.3V, +5V, +12V, -12V, VBAT, +3.3V & +5V standby and total of five 4-pin fan headers with 5-fan status, supports system management utility, chassis intrusion header	Monitors CPU voltages, +3.3V, +5V, +12V, -12V, VBAT, +3.3V & +5V standby and total of five 4-pin fan headers with 5-fan status, supports system management utility, chassis intrusion header
Thermal Control	4-pin PWM or 3-pin fan speed control & overheat LED indication	4-pin PWM fan speed control & overheat LED indication	4-pin PWM fan speed control & overheat LED indication	4-pin PWM fan speed control & overheat LED indication	4-pin PWM fan speed control & overheat LED indication
Other Features	ACPI power management, internal/external modem ring- on, WOR, WOL, control of power-on mode for recovery from AC power loss, CPU thermal trip support for processor protection	ACPI/APM power management, internal/external modem ring-on, WOR, WOL, control of power-on mode for recovery from AC power loss, STR, CPU thermal trip support for processor protection, user- overclockable in BIOS	ACPI/APM power management, internal/external modem ring-on, WOR, WOL, control of power-on mode for recovery from AC power loss, STR, CPU thermal trip support for processor protection, user- overclockable in BIOS	ACPI/APM power management, internal/external modem ring-on, WOR, WOL, control of power-on mode for recovery from AC power loss, STR, CPU thermal trip support for processor protection, user- overclockable in BIOS	ACPI/APM power management, internal/external modem ring-on, WOR, WOL, control of power-on mode for recovery from AC power loss, STR, CPU thermal trip support for processor protection, user- overclockable in BIOS
BIOS	Phoenix 8 Mb Flash ROM	User-overclockable in BIOS Award 4 Mb Flash ROM	User-overclockable in BIOS Award 4 Mb Flash ROM	User-overclockable in BIOS Award 8 Mb Flash ROM	User-overclockable in BIOS Award 8 Mb Flash ROM

# Optimized Chassis Highlights



## SUPER SC733T-645

- 4 hot-swap SATA bays
- 645W low-noise power supply
- 4-wire Pulse Width Modulated (PWM) fans
- Mid tower: 7" x 16.8" x 20.9"



## SUPER SC743T-645

- 8 hot-swap SATA bays
- 90-degree rotatable drive bay module
- 645W low-noise power supply
- Hot-swap redundant PWM cooling fans
- 4U x 25"/Tower



## SUPER SC733i-450

- 4 x 3.5 fixed bays
- 450W low-noise power supply
- Hot-swap redundant cooling fans
- Mid tower: 7" x 16.8" x 20.9"



## SUPER SC743S1-645

- 8 hot-swap SCA bays
- 90-degree rotatable drive bay module
- 645W low-noise power supply
- Hot-swap redundant PWM cooling fans
- 4U x 25"/Tower



## SUPER SC733T-450

- 4 hot-swap SATA bays
- 450W low-noise power supply
- 1 x 12cm & 1 x 9cm exhaust thermal fans
- Mid tower: 7" x 16.8" x 20.9"



## SUPER SC733i-645

- 4 x 3.5 fixed bays
- 645W low-noise power supply
- Hot-swap redundant cooling fans
- Mid tower: 7" x 16.8" x 20.9"

## Key Features & Accessories

MB Chassis	PDSL A/PDSL E/PDSL M A	PDSG 4	PDSG E	Fan Setting
SC743T/S	N/A	<b>SC743S1-645 - Cost-effective &amp; extreme low-noise</b> <ul style="list-style-type: none"> <li>• 8 hot-swap SATA/SCA drive bays</li> <li>• 645W low-noise power supply</li> <li>• Active heatsink: SNK-P0015A4*</li> </ul>	<b>SC743T-645 - Cost-effective &amp; extreme low-noise</b> <ul style="list-style-type: none"> <li>• 8 hot-swap SATA drive bays</li> <li>• 645W low-noise power supply</li> <li>• Active heatsink: SNK-P0015A4*</li> </ul>	4-pin Workstation
SC743i	N/A	N/A	<b>SC743i-645 - Cost-effective &amp; extreme low-noise</b> <ul style="list-style-type: none"> <li>• 8 fixed drive bays</li> <li>• 645W low-noise power supply</li> <li>• Active heatsink: SNK-P0015A4*</li> </ul>	4-pin Workstation
SC733T	<b>SC733T-645/450 - Cost-effective &amp; extreme low-noise</b> <ul style="list-style-type: none"> <li>• 4 hot-swap SATA drive bays</li> <li>• 645W/450W low-noise power supply</li> <li>• Active heatsink: SNK-P0015A4*</li> </ul>	N/A	<b>SC733T-645/450 - Cost-effective &amp; extreme low-noise</b> <ul style="list-style-type: none"> <li>• 4 hot-swap SATA drive bays</li> <li>• 645W/450W low-noise power supply</li> <li>• Active heatsink: SNK-P0015A4*</li> </ul>	4-pin Workstation
SC733i	<b>SC733i-645/450 - Cost-effective &amp; extreme low-noise</b> <ul style="list-style-type: none"> <li>• 4 fixed drive bays</li> <li>• 645W/450W low-noise power supply</li> <li>• Active heatsink: SNK-P0015A4*</li> </ul>	N/A	<b>SC733i-645/450 - Cost-effective &amp; extreme low-noise</b> <ul style="list-style-type: none"> <li>• 4 fixed drive bays</li> <li>• 645W/450W low-noise power supply</li> <li>• Active heatsink: SNK-P0015A4*</li> </ul>	4-pin Workstation

\* Sold Separately



MODEL	i2DML-8G2/ i2DML-iG2	X5DP8-G2/ X5DPE-G2	X5DPi-G2	X5DPR-TG2+	X5DPR-8G2+/ X5DPR-iG2+
Processor	Dual IA-64 Itanium 2 up to 1.5GHz w/ 6M L3	Dual Xeon up to 3.20GHz	Dual Xeon up to 3.20GHz	Dual Xeon up to 3.20GHz	Dual Xeon up to 3.20GHz
Chipset/ System Bus	Intel E8870/400MHz	Intel E7501/ 533/400MHz	Intel E7501/ 533/400MHz	Intel E7501/ 533/400MHz	Intel E7501/ 533/400MHz
Form Factor	Ext. 12.05" x 13.05"	Ext. ATX 12" x 13"	Ext. ATX 12" x 13"	Ext. ATX 12" x 13"	Ext. ATX 12" x 13"
Optimized Chassis	i2DML-8G2: 1U: SC813HS-500 2U: SC823HS-R500RC i2DML-iG2: 1U: SC813Hi-500 2U: SC823Hi-R500RC	X5DP8-G2: 2U: SC822S-400LP 3U: SC832S-R760 4U/Tower: SC742S-420, SC742S-600, SC942S-600 X5DPE-G2: 4U/Tower: SC742i-420/600	1U: SC812L-350C SC812i-400C 2U: SC822i-400RC	1U: SC813T-500	X5DPR-8G2+: 1U: SC812S-400, SC813S-500 X5DPR-iG2+: 1U: SC812L-350 SC812i-400
Memory Capacity & Slots	16 GB ECC Reg. DDR 200 SDRAM in 8 DIMMs	16 GB ECC Reg. DDR266/200 SDRAM in 8 DIMMs	16 GB ECC Reg. DDR266/200 SDRAM in 8 DIMMs	12 GB ECC Reg. DDR266/200 SDRAM in 6 DIMMs (Low-profile memory)	12 GB ECC Reg. DDR266/200 SDRAM in 6 DIMMs (Low-profile memory)
Expansion Slots	1 64-bit PCI-X 133/100 MHz	Total 6 PCI-X slots Max. up to 3 PCI-X 133MHz Default setting: 3 PCI-X 100 MHz, 3 PCI-X 66MHz	1 PCI-X 133/100MHz	1 PCI-X 133MHz 1 slim PCI 66MHz	1 PCI-X 133MHz 1 slim PCI-X 100MHz
Onboard SCSI/ SATA/SATA RAID	Dual-channel Ultra320 SCSI RAID 0, 1 (i2DML-8G2 only)	Adaptec 7902 dual-channel Ultra320 SCSI (X5DP8-G2)	N/A	Two Silicon 3112A for 4 SATA	Adaptec 7902 dual-channel Ultra320 SCSI
Zero Channel RAID (ZCR) card support	N/A	AOC-LPZCR1 or AOC-2020S (X5DP8-G2)	N/A	RAID 0, 1, 5 with Zero Channel RAID (DAC-ZCRINT)	AOC-SOZCR1 or AOC-2025S (X5DPR-8G2+)
Onboard LAN	Dual LAN with Intel 82546 Gigabit Ethernet	Dual LAN with Intel 82546 Gigabit Ethernet	Dual LAN with Intel 82546 Gigabit Ethernet	Dual LAN with Intel 82546 Gigabit Ethernet controller	Dual LAN with Intel 82546 Gigabit Ethernet controller
Onboard VGA	ATI Rage XL 8MB PCI graphics controller	ATI Rage XL 8MB PCI graphics controller	ATI Rage XL 8MB PCI graphics controller	ATI Rage XL 8MB PCI graphics controller	ATI Rage XL 8MB PCI graphics controller
Built-in EIDE/ USB ports	ATA100/ USB 2.0 up to 6 USB ports	ATA100/Up to 5 USB ports	ATA100/Up to 5 USB ports	ATA100/Up to 5 USB ports	ATA100/Up to 5 USB ports
Other Onboard I/O Devices	2 fast UART 16550 serial	1 floppy port 2 fast UART 16550 serial 1 ECP/EPP parallel port PS/2 mouse and keyboard conn.	1 floppy port 2 fast UART 16550 serial 1 ECP/EPP parallel port PS/2 mouse and keyboard conn.	1 floppy port 2 fast UART 16550 serial PS/2 mouse and keyboard conn.	1 floppy port 2 fast UART 16550 serial PS/2 mouse and keyboard conn.
Manageability	IPMI 1.5 socket, Super Doctor III, Watch Dog	IPMI 1.5 socket, Super Doctor III, Watch Dog	IPMI 1.5 socket, Super Doctor III, Watch Dog	IPMI 1.5 socket, Super Doctor III, Watch Dog	IPMI 1.5 socket, Super Doctor III, Watch Dog
PC Health Monitoring	Monitors CPU voltages, +1.5V, +1.3V, +1.2V, +3.3V, +2.5V, +5V, +12V; standby +1.5V & +3.3V and 8-fan status, supports system management utility, chassis intrusion header	Monitors CPU voltages, +1.8V, +3.3V, +5V, +12V and +3.3V standby and 4-fan status, supports system management utility, chassis intrusion header	Monitors CPU voltages, +1.8V, +3.3V, +5V, +12V and +3.3V standby and 4-fan status, supports system management utility, chassis intrusion header	Monitors CPU voltages, +1.8V, +3.3V, +12V and +3.3V standby and 3-fan status, supports system management utility, chassis intrusion header	Monitors CPU voltages, +1.8V, +3.3V, +5V, +12V and +3.3V standby and 3-fan status, supports system management utility, chassis intrusion header
Thermal Control	CPU thermal monitoring & throttling, overheat LED indication	CPU thermal monitoring & throttling, overheat LED indication	CPU thermal monitoring & throttling, overheat LED indication	CPU thermal monitoring & throttling, overheat LED indication	CPU thermal monitoring & throttling, overheat LED indication
Other Features	ACPI power management, internal/external modem ring-on, control of power-on mode for recovery from AC power loss	ACPI power management, internal/external modem ring-on, WOL, control of power-on mode for recovery from AC power loss, SDDC support, CPU thermal trip support for processor protection	ACPI power management, internal/external modem ring-on, WOL, control of power-on mode for recovery from AC power loss, SDDC support, CPU thermal trip support for processor protection	ACPI power management, internal/external modem ring-on, WOL, control of power-on mode for recovery from AC power loss, SDDC support, CPU thermal trip support for processor protection	ACPI power management, internal/external modem ring-on, WOL, control of power-on mode for recovery from AC power loss, SDDC support, CPU thermal trip support for processor protection
BIOS	AMI 6 MB Flash ROM	Phoenix 4 Mb Flash ROM	Phoenix 4 Mb Flash ROM	Phoenix 4 Mb Flash ROM	Phoenix 4 Mb Flash ROM



X5DPL-TGM	X5DPL-8GM X5DPL-iGM	X5DPA-8GG	X5DPA-TGM+	X5DPA-GG	X5DMS-8GM
Dual Xeon up to 3.20GHz	Dual Xeon up to 3.20GHz	Dual Xeon up to 3.20GHz	Dual Xeon up to 3.20GHz	Dual Xeon up to 3.20GHz	Dual Xeon up to 3.20GHz
Intel E7501/ 533/400MHz	Intel E7501/ 533/400MHz	Intel E7501/ 533/400MHz	Intel E7501/ 533/400MHz	Intel E7501/ 533/400MHz	Intel E7501/ 533/400MHz
Ext. ATX 12" x 13"	Ext. ATX 12" x 13"	ATX 12" x 10"	ATX 12" x 10"	ATX 12" x 10"	Ext. ATX 12" x 13.05"
4U: SC742T-550	X5DPL-8GM: 1U: SC813S-500C 2U: SC822S-400LP 4U/Tower: SC742S-600 X5DPL-iGM: 4U/Tower: SC742i-420/600 SC942i-550/600	1U: SC811S-350 SC813MS-420C	1U: SC813MT-420	1U: SC811i-350 4U/Tower: SC733i-450 SC742i-420	2U: SC822S-400LP 4U/Tower: SC742S-420, 3U: SC832S-550/R760
12 GB ECC Reg. DDR266/200 SDRAM in 6 DIMMs	12 GB ECC Reg. DDR266/200 SDRAM in 6 DIMMs	8 GB ECC Reg. DDR266/200 SDRAM in 4 DIMMs	8 GB ECC Reg. DDR266/200 SDRAM in 4 DIMMs	8 GB ECC Reg. DDR266/200 SDRAM in 4 DIMMs	12 GB ECC Reg. DDR266/200 SDRAM in 6 DIMMs
1 PCI-X 133MHz 2 PCI-X 100MHz 3 32-bit PCI 33MHz	1 PCI-X 133MHz 2 PCI-X 100MHz 3 32-bit PCI 33MHz	2 64-bit PCI-X 100MHz	5 32-bit PCI 33MHz	2 PCI-X 100MHz 2 32-bit PCI 33MHz	1 PCI-X 133MHz 2 PCI-X 100MHz 3 32-bit PCI 33MHz
Marvell for 8 SATA RAID 0, 1, 10	Adaptec 7902 dual-channel Ultra320 SCSI (X5DPL-8GM)	Adaptec 7902 dual-channel Ultra320 SCSI	Intel ICH5R for 2 SATA RAID 0, 1 supported	N/A	Adaptec 7902 dual-channel Ultra320 SCSI
AOC-2020SAH1	AOC-LPZCR1 or AOC-2020S (X5DPL-8GM)	AOC-LPZCR1 or AOC-2020S	N/A	N/A	AOC-LPZCR1 or AOC-2020S
Intel 82545 Gigabit Ethernet Intel 82551 10/100 fast Ethernet	Intel 82545 Gigabit Ethernet Intel 82551 10/100 fast Ethernet	Dual Intel 82541 Gigabit Ethernet	Intel 82541 Gigabit Ethernet Intel 82551 10/100 fast Ethernet	Dual Intel 82541 Gigabit Ethernet	Intel 82544 Gigabit Ethernet Intel 82551 10/100 fast Ethernet
ATI Rage XL 8MB PCI graphics controller	ATI Rage XL 8MB PCI graphics controller	ATI Rage XL 8MB PCI graphics controller	ATI Rage XL 8MB PCI graphics controller	ATI Rage XL 8MB PCI graphics controller	ATI Rage XL 8MB PCI graphics controller
ATA100/Up to 5 USB ports	ATA100/Up to 5 USB ports	ATA100/Up to 5 USB ports	ATA100/Up to 5 USB ports	ATA100/Up to 5 USB ports	ATA100/Up to 5 USB ports
1 floppy port 2 fast UART 16550 serial 1 ECP/EPP parallel port PS/2 mouse and keyboard conn.	1 floppy port 2 fast UART 16550 serial 1 ECP/EPP parallel port PS/2 mouse and keyboard conn.	1 floppy port 2 fast UART 16550 serial PS/2 mouse and keyboard conn.	1 floppy port 2 fast UART 16550 serial 1 ECP/EPP parallel port PS/2 mouse and keyboard conn.	1 floppy port 2 fast UART 16550 serial PS/2 mouse and keyboard conn.	1 floppy port 2 fast UART 16550 serial 1 ECP/EPP parallel port PS/2 mouse and keyboard conn.
IPMI 1.5 socket, Super Doctor III, Watch Dog	IPMI 1.5 socket, Super Doctor III, Watch Dog	IPMI 1.5 socket, Super Doctor III, Watch Dog	IPMI 1.5 socket, Super Doctor III, Watch Dog	IPMI 1.5 socket, Super Doctor III, Watch Dog	IPMI 1.5 socket, Super Doctor III, Watch Dog
Monitors CPU voltages, +1.8V, +3.3V, +5V, +12V and +3.3V standby and 3-fan status, supports system management utility, chassis intrusion header	Monitors CPU voltages, +1.8V, +3.3V, +5V, +12V and +3.3V standby and 3-fan status, supports system management utility, chassis intrusion header	Monitors CPU voltages, +3.3V, ±12V and +3.3V standby and 3-fan status, supports system management utility, chassis intrusion header	Monitors CPU voltages, +3.3V, ±12V and +3.3V standby and 3-fan status, supports system management utility, chassis intrusion header	Monitors CPU voltages, +3.3V, +12V and +3.3V standby and 3-fan status, supports system management utility, chassis intrusion header	Monitors CPU voltages, +1.8V, +3.3V, +5V, +12V and +3.3V standby and 3-fan status, supports system management utility, chassis intrusion header
CPU thermal monitoring & throttling, overheat LED indication	CPU thermal monitoring & throttling, overheat LED indication	CPU thermal monitoring & throttling, overheat LED indication	CPU thermal monitoring & throttling, overheat LED indication	CPU thermal monitoring & throttling, overheat LED indication	CPU thermal monitoring & throttling, overheat LED indication
ACPI power management, internal/external modem ring- on, WOL, control of power-on mode for recovery from AC power loss, SDDC support, CPU thermal trip support for processor protection	ACPI power management, internal/external modem ring- on, WOL, control of power-on mode for recovery from AC power loss, SDDC support, CPU thermal trip support for processor protection	ACPI power management, internal/external modem ring- on, WOL, control of power-on mode for recovery from AC power loss, SDDC support, CPU thermal trip support for processor protection	ACPI power management, internal/external modem ring- on, WOL, control of power-on mode for recovery from AC power loss, SDDC support, CPU thermal trip support for processor protection	ACPI power management, internal/external modem ring- on, WOL, control of power-on mode for recovery from AC power loss, SDDC support, CPU thermal trip support for processor protection	ACPI power management, internal/external modem ring- on, WOL, control of power-on mode for recovery from AC power loss, SDDC support, CPU thermal trip support for processor protection
Phoenix 4 Mb Flash ROM	Phoenix 4 Mb Flash ROM	AMI 4 Mb Flash ROM	AMI 4 Mb Flash ROM	AMI 4 Mb Flash ROM	Phoenix 4 Mb Flash ROM



MODEL	X5DL8-GG	X5DLR-8G2/ X5DLR-8G2+	X5DE8-GG/ X5DEi-GG	X5DA8/E	X5DAL-TG2
Processor	Dual Xeon up to 3.20GHz	Dual Xeon up to 3.20GHz	Dual Xeon up to 3.20GHz	Dual Xeon up to 3.20GHz	Dual Xeon up to 3.20GHz
Chipset/ System Bus	ServerWorks GC-LE 533/400MHz	ServerWorks GC-LE 533/400MHz	ServerWorks GC-SL 533/400MHz	Intel E7505/ 533/400MHz	Intel E7505/ 533/400MHz
Form Factor	Ext. ATX 12" x 13"	Ext. ATX 12" x 13"	Ext. ATX 12" x 13"	Ext. ATX 12" x 13"	ATX 12" x 9.8"
Optimized Chassis	2U: SC822S-400LP 4U/Tower: SC742S-420 SC742S-600 3U: SC832S/550R760	X5DLR-8G2: 2U: SC822R-400RC X5DLR-8G2+: 1U: SC812S-400C SC813S-500C	X5DE8-GG: 2U: SC822S-400LP 4U/Tower: SC742S-420 1U: SC812S-400C, SC813S-500C X5DEi-GG: 1U: SC812i-400C/SC812L-350C 4U/Tower: SC742i-420	X5DAE: Tower/4U: SC742i-450 Mid-tower: SC733i-450 X5DA8: Tower/4U: SC742S-420, SC742S-600	Tower: SC733T-450 SC733i-450
Memory Capacity & Slots	16 GB ECC Reg. DDR266/200 SDRAM in 8 DIMMs	12 GB ECC Reg. DDR266/200 SDRAM in 6 DIMMs	4 GB ECC Reg. DDR266/200 SDRAM in 4 DIMMs	12 GB ECC Reg. DDR266/200 SDRAM in 6 DIMMs	8 GB buffered or unbuffered DDR266/200 SDRAM in 4 DIMMs
Expansion Slots	Total: 6 PCI-X slots Max. up to 3 PCI-X 133MHz Default setting: 6 PCI-X 100MHz	1 PCI-X (133MHz)	3 64-bit PCI 33MHz 2 32-bit PCI 33 MHz	1 8xAGP Pro 1.5V 1 64-bit PCI-X 133 MHz 2 64-bit PCI-X 100 MHz 2 32-bit PCI	1 8xAGP Pro 1 64-bit PCI-X 133 MHz 1 64-bit PCI 66 MHz 2 32-bit PCI
Onboard SCSI/ SATA/SATA RAID	Adaptec 7902 dual-channel Ultra320 SCSI	Adaptec 7902 dual-channel Ultra320 SCSI	Adaptec 7902 dual-channel Ultra320 SCSI (X5DE8-GG)	Adaptec 7902 dual-channel Ultra320 SCSI (X5DA8)	Two Sil 3112A for 4 SATA RAID 0, 1
Zero Channel RAID (ZCR) card support	AOC-LPZCR1 or AOC-2020S	AOC-SOZCR1 or AOC-2025S	AOC-LPZCR1 or AOC-2020S (X5DE8-GG)	AOC-LPZCR1 or AOC-2020S (X5DA8)	Zero channel SATA RAID support for ZCRINT
Onboard LAN	Intel 82540 Gigabit Ethernet Broadcom 5703 Gigabit Ethernet	Dual LAN with Broadcom 5704 Gigabit Ethernet (integrated into CIOBE)	Two Intel 82540 Gigabit Ethernet	Intel 82545 Gigabit Ethernet	Dual LAN with Intel 82546 Gigabit Ethernet
Onboard VGA	ATI Rage XL 8MB PCI graphics controller	ATI Rage XL 8MB PCI graphics controller	ATI Rage XL 8MB PCI graphics controller	N/A	N/A
Built-in EIDE/ USB ports	ATA100/Up to 4 USB ports	ATA100/Up to 4 USB ports	ATA100/Up to 4 USB ports	ATA100/ USB 2.0 w/Up to 6 USB ports	ATA100/ Up to 6 USB 2.0 ports
Other Onboard I/O Devices	1 floppy port 2 fast UART 16550 serial 1 ECP/EPP parallel port PS/2 mouse and keyboard conn.	1 floppy port 2 fast UART 16550 serial (1 port & 1 header) PS/2 mouse and keyboard conn. 1 ECP/EPP parallel port (X5DLR -8G2 only)	1 floppy port 2 fast UART 16550 serial 1 ECP/EPP parallel port PS/2 mouse and keyboard conn.	1 floppy port 2 fast UART 16550 serial ECP/EPP parallel port PS/2 mouse and keyboard conn. AC'97 audio CODEC high quality 6-channel sound	1 floppy port 2 fast UART 16550 serial 1 ECP/EPP parallel port PS/2 mouse and keyboard conn.
Manageability	IPMI 1.5 socket, Super Doctor III, Watch Dog	Super Doctor III, Watch Dog	IPMI 1.5 socket (X5DE8-GG only), Super Doctor III, Watch Dog	Super Doctor III, Watch Dog	Super Doctor III, Watch Dog
PC Health Monitoring	Monitors CPU voltages, +3.3V, +5V, +12V and 3-fan status, supports system management utility, chassis intrusion header	Monitors CPU voltages, +3.3V, +5V, +12V and 3-fan status, supports system management utility, chassis intrusion header	Monitors CPU voltages, +5V, ±12V, +3.3V, +1.5V, VBAT, +5V standby and 3-fan status, supports system management utility, chassis intrusion header	Monitors CPU voltages, +1.8V, +3.3V, +5V, ±12V & +3.3V standby and 3-fan status, supports system management utility, chassis intrusion header	Monitors CPU voltages, +1.8V, +3.3V, +5V, ±12V and +3.3V standby and 3-fan status, supports system management utility, chassis intrusion header
Thermal Control	CPU thermal monitoring & throttling, overheat LED indication	CPU thermal monitoring & throttling, overheat LED indication	CPU thermal monitoring & throttling, overheat LED indication	CPU thermal monitoring & throttling, overheat LED indication	CPU thermal monitoring & throttling, overheat LED indication
Other Features	ACPI/APM power management, internal/external modem ring-on, WOL, control of power-on mode for recovery from AC power loss, chipkill support, CPU thermal trip support for processor protection	ACPI/APM power management, internal/external modem ring-on, WOL, control of power-on mode for recovery from AC power loss, chipkill support, CPU thermal trip support for processor protection	ACPI/APM power management, internal modem ring-on, WOL, control of power-on mode for recovery from AC power loss, CPU thermal trip support for processor protection, +5V standby alert LED	ACPI power management, internal/external modem ring- on, WOL, control of power-on mode for recovery from AC power loss, STR (Suspend-To- RAM), SDDC support, CPU thermal trip support for processor protection	ACPI power management, internal/external modem ring- on, WOL, control of power-on mode for recovery from AC power loss, STR (Suspend-To- RAM), SDDC support, CPU thermal trip support for processor protection
BIOS	AMI 4 Mb Flash ROM	AMI 4 Mb Flash ROM	AMI 4 Mb Flash ROM	Phoenix 4 Mb Flash ROM	Phoenix 4 Mb Flash ROM



X5DAL-G	P8SC8	P8SCi	P8SCT	P8SGA	P8SAA
Dual Xeon up to 3.20GHz	Pentium 4 LGA775 up to 3.80GHz/Celeron up to 3.06GHz	Pentium 4 LGA775 up to 3.80GHz/Celeron up to 3.06GHz	Pentium 4 LGA775 up to 3.80GHz/Celeron up to 3.06GHz	Pentium 4 LGA775 up to 3.80GHz/Celeron up to 3.06GHz	Pentium 4 LGA775 up to 3.80GHz/Celeron up to 3.06GHz
Intel E7505/ 533/400MHz	Intel 7221 800/533MHz	Intel 7221 800/533MHz	Intel 7221 800/533MHz	Intel 915G 800/533MHz	Intel 925X 800/533MHz
ATX 12" x 9.8"	ATX 12" X 9.5"	ATX 12" X 9.5"	ATX 12" X 9.5"	ATX 12" X 9.5"	ATX 12" X 9.5"
Tower: SC733C-450 SC733i-450	1U: SC811S-260 SC813MS-300C	1U: SC813MT-300C SC513L-260 SC512C/L-260 Mid Tower: SC733T-350/450	1U: SC813MT-300C SC811T-260 SC513L-260 SC512C/L-260 Mid Tower: SC733T-350/450	Tower: SC733T-350/450	Tower: SC733T-645/450/350 SC733i-645
8 GB buffered or unbuffered DDR266/200 SDRAM in 4 DIMMs	Dual-channel DDR 4 GB Unb. ECC, non-ECC DDRII533/400 SDRAM in 4 DIMMs	Dual-channel DDR 4 GB Unb. ECC, non-ECC DDRII533/400 SDRAM in 4 DIMMs	Dual-channel DDR 4 GB Unb. ECC, non-ECC DDRII533/400 SDRAM in 4 DIMMs	Dual-channel DDR 4 GB Unb. non-ECC DDR400/333 SDRAM in 4 DIMMs	Dual-channel DDR 4 GB Unb. ECC, non-ECC DDRII533/400 SDRAM in 4 DIMMs
1 8xAGP Pro 1 64-bit PCI-X 133 MHz 1 64-bit PCI 66 MHz 2 32-bit PCI	2 PCI-Express x1 1 64-bit PCI-X 133MHz 1 32-bit PCI 33MHz	2 PCI-Express x1 1 64-bit PCI-X 133MHz 1 32-bit PCI 33MHz	1 64-bit PCI-X 133MHz 5 32-bit PCI 33MHz	1 PCI-Express x16 3 PCI-Express x1 3 32-bit PCI 33MHz	1 PCI-Express x16 3 PCI-Express x1 3 32-bit PCI 33MHz
N/A	Adaptec 7902 dual-channel U320 SCSI w/host RAID Intel ICH6R controller for 4 SATA RAID 0, 1	Intel ICH6R controller for 4 SATA RAID 0, 1	Intel ICH6R controller for 4 SATA RAID 0, 1, 10	Intel ICH6 controller for 4 SATA	Intel ICH6R controller for 4 SATA RAID 0, 1
N/A	AOC-LPZCR1 or AOC-2020S	N/A	N/A	N/A	N/A
Intel 82545 Gigabit Ethernet	Dual LAN w/Broadcom 5721 PCI-Express Gigabit Ethernet	Dual LAN w/Broadcom 5721 PCI-Express Gigabit Ethernet	Dual LAN w/Broadcom 5721 PCI-Express Gigabit Ethernet	Intel 82541GI Gigabit Ethernet	Intel 82541GI Gigabit Ethernet
N/A	Integrated server quality graphics in MCH	Integrated server quality graphics in MCH	Integrated server quality graphics in MCH	Intel 3rd generation integrated gfx	N/A
ATA100/ Up to 6 USB 2.0 ports	ATA100/USB 2.0 w/up to 6 USB ports	ATA100/USB 2.0 w/up to 6 USB ports	ATA100/USB 2.0 w/up to 6 USB ports	ATA100/USB 2.0 w/up to 8 USB ports	ATA100/USB 2.0 w/up to 8 USB ports
1 floppy port 2 fast UART 16550 serial 1 ECP/EPP parallel port PS/2 mouse and keyboard conn.	1 floppy port 2 fast UART 16550 serial 1 ECP/EPP parallel port 1 infrared header PS/2 mouse and keyboard conn.	1 floppy port 2 fast UART 16550 serial 1 ECP/EPP parallel port 1 infrared header PS/2 mouse and keyboard conn.	1 floppy port 2 fast UART 16550 serial 1 ECP/EPP parallel port 1 infrared header PS/2 mouse and keyboard conn.	1 floppy port 2 fast UART 16550 serial 1 ECP/EPP parallel port 1 infrared header PS/2 mouse and keyboard conn. AC'97 audio CODEC w/high quality 6-channel sound	1 floppy port 2 fast UART 16550 serial 1 ECP/EPP parallel port 1 infrared header PS/2 mouse and keyboard conn. AC'97 audio CODEC w/high quality 6-channel sound
Super Doctor III	IPMI 2.0 socket, Watch Dog, Super Doctor III	IPMI 2.0 socket, Watch Dog, Super Doctor III	IPMI 2.0 socket, Watch Dog, Super Doctor III	Super Doctor III, Watch Dog	Super Doctor III, Watch Dog
Monitors CPU voltages, +1.8V, +3.3V, +5V, ±12V and +3.3V standby and 3-fan status, supports system management utility, chassis intrusion header	Monitors CPU voltages, +3.3V, +5V, ±12V & +5V standby and total of five 3-pin fan headers with 3-fan status, supports system management utility, chassis intrusion header	Monitors CPU voltages, +3.3V, +5V, ±12V & +5V standby and total of five 3-pin fan headers with 3-fan status, supports system management utility, chassis intrusion header	Monitors CPU voltages, +3.3V, +5V, +12V & +5V standby and total of five 3-pin fan headers with 3-fan status, supports system management utility, chassis intrusion header	Monitors CPU voltages, +3.3V, +5V, ±12V & +3.3V standby, VBAT, +5V standby and total of three 4-pin fan headers with 3-fan status, supports system management utility, chassis intrusion	Monitors CPU voltages, +3.3V, +5V, ±12V & +3.3V standby, VBAT, +5V standby and total of three 4-pin fan headers with 3-fan status, supports system management utility, chassis intrusion
CPU thermal monitoring & throttling, overheat LED indication	3-pin fan speed control & overheat LED indication	3-pin fan speed control & overheat LED indication	3-pin fan speed control & overheat LED indication	4-pin PWM speed control & overheat LED indication	4-pin PWM speed control & overheat LED indication
ACPI power management, internal/external modem ring- on, WOL, control of power-on mode for recovery from AC power loss, STR (Suspend-To- RAM), SDDC support, CPU thermal trip support for processor protection	ACPI/APM power management, internal/external modem ring-on, WOL, control of power-on mode for recovery from AC power loss, Wake-On-Ring, LAN, USB, keyboard & mouse, DMI 2.3, STR, CPU thermal trip support for processor protection	ACPI/APM power management, internal/external modem ring-on, WOL, control of power-on mode for recovery from AC power loss, Wake-On-Ring, LAN, USB, keyboard & mouse, DMI 2.3, STR, CPU thermal trip support for processor protection	ACPI/APM power management, internal/external modem ring-on, WOL, control of power-on mode for recovery from AC power loss, Wake-On-Ring, LAN, USB, keyboard & mouse, DMI 2.3, STR, CPU thermal trip support for processor protection	Intel performance acceleration technology, ACPI/APM power management, internal/external modem ring-on, WOL, control of power-on mode for recovery from AC power loss, Wake-On-Ring, LAN, USB, keyboard & mouse, DMI 2.3, STR, CPU thermal trip support for processor protection	Intel performance acceleration technology, ACPI/APM power management, internal/external modem ring-on, WOL, control of power-on mode for recovery from AC power loss, Wake-On-Ring, LAN, USB, keyboard & mouse, DMI 2.3, STR, CPU thermal trip support for processor protection
Phoenix 4 Mb Flash ROM	Award 8 Mb Flash ROM	Award 8 Mb Flash ROM	Award 8 Mb Flash ROM	Award 4 Mb Flash ROM	Award 4 Mb Flash ROM





MODEL	P4SPE	P4SPA+	P4SCT+II	P4SCT	P4SCT+
Processor	Pentium 4 up to 3.4GHz/ Celeron up to 2.6 GHz	Pentium 4 up to 3.4GHz/ Celeron up to 2.6 GHz	Pentium 4 up to 3.4GHz/ Celeron up to 2.8 GHz	Pentium 4 up to 3.4GHz/ Celeron up to 2.8 GHz	Pentium 4 up to 3.4GHz/ Celeron up to 2.8 GHz
Chipset/ System Bus	Intel 865PE 800/533/400MHz	Intel 865G 800/533/400MHz	Intel 875P 800/533/400MHz	Intel 875P 800/533/400MHz	Intel E7210 800/533/400MHz
Form Factor	ATX 12" X 8.8"	ATX 12" X 8.8"	ATX 12" X 9.5"	ATX 12" X 9.5"	ATX 12" X 9.5"
Optimized Chassis	4U/Tower: SC733i-300 SC742i-300	4U/Tower: SC733i-300 SC742i-300	1U: SC813MT-300C, SC811T-260 2U: SC822T-550LP Tower: SC733T-350/450	4U/Tower: SC742i-450 SC742i-300 Mid-tower: SC733i-300	1U: SC813MT-300C SC811T-260 2U: SC822T-550LP Tower: SC733T-350/450
Memory Capacity & Slots	Dual channel DDR 4 GB, Unb. non-ECC DDR400/333/266 SDRAM in 4 DIMMs	Dual channel DDR 4 GB, Unb. non-ECC DDR400/333/266 SDRAM in 4 DIMMs	Dual-channel DDR 4 GB Unb. ECC, non-ECC DDR400/333/ 266 SDRAM in 4 DIMMs	Dual-channel DDR 4 GB Unb. ECC, non-ECC DDR400/333/ 266 SDRAM in 4 DIMMs	Dual-channel DDR 4 GB Unb. ECC, non-ECC DDR400/333/ 266 SDRAM in 4 DIMMs
Expansion Slots	1 8xAGP 1.5V 5 32-bit PCI 33MHz	1 8xAGP 1.5V 5 32-bit PCI 33MHz	1 AGP Pro 8x 3 64-bit PCI-X 66MHz 2 32-bit PCI 33MHz	1 AGP Pro 8x 3 64-bit PCI-X 66MHz 2 32-bit PCI 33MHz	3 64-bit PCI-X 66MHz 2 32-bit PCI 33MHz
Onboard SCSI/ SATA/SATA RAID	Intel ICH5 for 2 SATA	Intel ICH5 for 2 SATA	Adaptec AIC-8110 for 4 SATA Intel 6300ESB for 2 SATA RAID 0, 1	Intel 6300ESB for 2 SATA RAID 0, 1	Adaptec AIC-8110 for 4 SATA Intel 6300ESB for 2 SATA RAID 0, 1
Zero Channel RAID (ZCR) card support	N/A	N/A	AOC-2020SAH1	N/A	AOC-2020SAH1
Onboard LAN	Intel 82562EZ 10/100 fast Ethernet	Intel 82547 Gigabit Ethernet	Intel 82547GI CSA Gigabit Ethernet Intel 82541 Gigabit Ethernet	Intel 82547GI CSA Gigabit Ethernet	Intel 82547GI CSA Gigabit Ethernet Intel 82541 Gigabit Ethernet
Onboard VGA	N/A	Intel EXTREME graphics 2 on-chip	ATI Rage XL 8MB PCI graphics controller	ATI Rage XL 8MB PCI graphics controller	ATI Rage XL 8MB PCI graphics controller
Built-in EIDE/ USB ports	ATA100/USB 2.0 w/up to 8 USB ports	ATA100/USB 2.0 w/up to 8 USB ports	ATA100/USB 2.0 w/up to 4 USB ports	ATA100/USB 2.0 w/up to 4 USB ports	ATA100/USB 2.0 w/up to 4 USB ports
Other Onboard I/O Devices	1 floppy port 2 fast UART 16550 serial 1 ECP/EPP parallel port PS/2 mouse and keyboard conn. AC'97 audio CODEC w/high quality 6-channel sound	1 floppy port 2 fast UART 16550 serial 1 ECP/EPP parallel port PS/2 mouse and keyboard conn. AC'97 audio CODEC w/high quality 6-channel sound	1 floppy port 2 fast UART 16550 serial 1 ECP/EPP parallel port 1 infrared port PS/2 mouse and keyboard conn.	1 floppy port 2 fast UART 16550 serial 1 ECP/EPP parallel port 1 infrared port PS/2 mouse and keyboard conn.	1 floppy port 2 fast UART 16550 serial 1 ECP/EPP parallel port 1 infrared port PS/2 mouse and keyboard conn.
Manageability	Super Doctor III, Watch Dog	Super Doctor III, Watch Dog	Super Doctor III, Watch Dog	Super Doctor III, Watch Dog	Super Doctor III, Watch Dog
PC Health Monitoring	Monitors CPU voltages, +5V, +12V, +3.3V standby, +3.3V, VBAT, +5V standby and 3- fan status, supports system management utility, chassis intrusion header	Monitors CPU voltages, +5V, +12V, +3.3V standby, +3.3V, VBAT, +5V standby and 3- fan status, supports system management utility, chassis intrusion header	Monitors CPU voltages, +3.3V, +5V, +12V & +3.3V standby, VBAT, +5V standby and total of five 3-pin fan headers with 3-fan status, supports system management utility, chassis intrusion	Monitors CPU voltages, +3.3V, +5V, +12V & +3.3V standby, VBAT, +5V standby and total of five 3-pin fan headers with 3-fan status, supports system management utility, chassis intrusion	Monitors CPU voltages, +3.3V, +5V, +12V & +3.3V standby, VBAT, +5V standby and total of five 3-pin fan headers with 3-fan status, supports system management utility, chassis intrusion
Thermal Control	CPU thermal monitoring & throttling, overheat LED indication	CPU thermal monitoring & throttling, overheat LED indication	CPU thermal monitoring & throttling, overheat LED indication	CPU thermal monitoring & throttling, overheat LED indication	CPU thermal monitoring & throttling, overheat LED indication
Other Features	ACPI/APM power management, internal/external modem ring-on, WOL, control of power-on mode for recovery from AC power loss, Wake-On-Ring, LAN, USB, keyboard & mouse, DMI 2.3, STR, CPU thermal trip support for processor protection	ACPI/APM power management, internal/external modem ring-on, WOL, control of power-on mode for recovery from AC power loss, Wake-On-Ring, LAN, USB, keyboard & mouse, DMI 2.3, STR, CPU thermal trip support for processor protection	Intel performance acceleration technology, ACPI/APM power management, internal/external modem ring-on, WOL, control of power-on mode for recovery from AC power loss, Wake-On-Ring, LAN, USB, keyboard & mouse, DMI 2.3, STR, CPU thermal trip support for processor protection	Intel performance acceleration technology, ACPI/APM power management, internal/external modem ring-on, WOL, control of power-on mode for recovery from AC power loss, Wake-On-Ring, LAN, USB, keyboard & mouse, DMI 2.3, STR, CPU thermal trip support for processor protection	Intel performance acceleration technology, ACPI/APM power management, internal/external modem ring-on, WOL, control of power-on mode for recovery from AC power loss, Wake-On-Ring, LAN, USB, keyboard & mouse, DMI 2.3, STR, CPU thermal trip support for processor protection
BIOS	Award 4 Mb Flash ROM	Award 4 Mb Flash ROM	Award 8 Mb Flash ROM	Award 8 Mb Flash ROM	Award 8 Mb Flash ROM



P4SC8/P4SCi	P4SCA	P4SCE	P4SGR/P4SGE	P4QH8	P4DC6+II/ P4DCE+II
Pentium 4 up to 3.4GHz/ Celeron up to 2.8GHz	Pentium 4 up to 3.4GHz/ Celeron up to 2.8 GHz	Pentium 4 up to 3.4GHz/ Celeron up to 2.8 GHz	Pentium 4 up to 3.06GHz Celeron up to 2.2GHz	<b>QUAD</b> Intel Xeon MP up to 3.0 GHz	<b>Dual</b> Xeon up to 3.0GHz
Intel E7210 (Canterwood ES) <b>800/533/400MHz</b>	Intel E7210 (Canterwood ES) <b>800/533/400MHz</b>	Intel E7210 (Canterwood ES) <b>800/533/400MHz</b>	Intel 845GE 533/400MHz	ServerWorks GC- HE /400MHz	Intel 860/400MHz
ATX 12" X 9.5"	ATX 12" X 9.5"	ATX 12" X 9.5"	ATX 12" x 9.5"	SWTX 16"x 13"	Ext. ATX 12" x 13"
P4SC8: 1U: SC813MS-300C 2U: SC822S-400LP 4U/Tower: SC742S-420 P4SCi: 1U: SC811i-250/260 2U: SC822i-300LP 4U/Tower: SC742i-300	1U: SC811T-260 SC811i-260 4U/Tower: SC742i-300 SC733i-300	1U: SC811T-260 SC811i-260 4U/Tower: SC742i-300 SC733i-300	P4SGR: 1U: SC811-SCA 2U: SC822S-400LP P4SGE: 1U: SC512C	4U/Tower: SC862 SC850P4	P4DC6+II: 2U: SC822S-400LP 4U/Tower: SC742S-420 P4DCE+II: 4U/Tower: SC742i-450 SC742i-420
Dual-channel DDR 4 GB Unb. ECC, non-ECC DDR400/333/ 266 SDRAM in 4 DIMMs	Dual-channel DDR 4 GB Unb. ECC, non-ECC DDR400/333/ 266 SDRAM in 4 DIMMs	Dual-channel DDR 4 GB Unb. ECC, non-ECC DDR400/333/ 266 SDRAM in 4 DIMMs	2 GB unbuffered DDR333/266/200 SDRAM in 2 DIMMs	32 GB ECC Reg. DDR200 SDRAM in 16 DIMMs <b>MEC</b> (Memory Expansion Card)	2 GB RAMBUS in 4 RIMMs
2 64-bit PCI-X 66MHz 2 32-bit PCI 33MHz	4 32-bit PCI 33MHz <b>3 ISA</b>	5 32-bit PCI 33MHz	5 PCI 33MHz 1 4xAGP 1.5V	6 PCI-X 100MHz	<b>2 64-bit PCI</b> 4 32-bit PCI 1 4xAGP Pro 1.5V
<b>Adaptec 7902W 2-CH Ultra320 SCSI</b> (P4SC8 only) Intel 6300ESB SATA for 2 SATA RAID 0, 1	Intel ICH5R for 2 SATA RAID 0, 1	Intel ICH5R for 2 SATA RAID 0, 1	Adaptec 7899W dual-channel Ultra160 SCSI (P4SGR only)	<b>Adaptec 7902 dual-channel Ultra320 SCSI</b>	Adaptec 7899W dual-channel Ultra160 SCSI Adaptec SCSI RAID 2005S (P4DC6+II only)
AOC-LPZCR1 or AOC-2010S (P4SC8)	N/A	N/A	N/A	AOC-LPZCR1 or AOC-2010S	N/A
Intel 82547GI CSA Gigabit Ethernet Intel 82541 Gigabit Ethernet	Intel 82541 Gigabit Ethernet	Dual LAN w/Intel 82541 Gigabit Ethernet	Dual Intel 82540 Gigabit Ethernet	Intel 82550 10/100 fast Ethernet	Intel 82559 10/100 fast Ethernet
ATI Rage XL 8MB PCI graphics controller	ATI Rage XL 8MB PCI graphics controller	ATI Rage XL 8MB PCI graphics controller	Intel extreme graphics accelerator on-chip	ATI Rage XL 8MB PCI graphics controller	N/A
ATA100/USB 2.0 w/up to 4 USB ports	ATA100/USB 2.0 w/up to 8 USB ports	ATA100/USB 2.0 w/up to 8 USB ports	ATA100/ USB up to 6 USB ports	ATA100/Up to 3 USB ports	ATA100/Up to 4 USB ports
1 floppy port 2 fast UART 16550 serial 1 ECP/EPP parallel port 1 infrared port PS/2 mouse and keyboard conn.	1 floppy port 2 fast UART 16550 serial 1 ECP/EPP parallel port 1 infrared port PS/2 mouse and keyboard conn.	1 floppy port 2 fast UART 16550 serial 1 ECP/EPP parallel port 1 infrared port PS/2 mouse and keyboard conn.	1 floppy port 2 fast UART 16550 serial 1 ECP/EPP parallel port 1 infrared port PS/2 mouse and keyboard conn.	1 floppy port 2 fast UART 16550 serial 1 ECP/EPP parallel port PS/2 mouse and keyboard conn.	1 floppy port 2 fast UART 16550 serial 1 ECP/EPP parallel port PS/2 mouse and keyboard conn. AC'97 Audio CODEC
Super●Doctor III, Watch Dog	Super●Doctor III, Watch Dog	Super●Doctor III, Watch Dog	Super●Doctor III, Watch Dog	IPMI 1.5 socket, Super●Doctor III, Watch Dog	Super●Doctor III, Watch Dog
Monitors CPU voltages, +3.3V, +5V, ±12V & +3.3V standby, VBAT, +5V standby and total of five 3-pin fan headers with 3- fan status, supports system management utility, chassis intrusion header	Monitors CPU voltages, +5V, ±12V, +3.3V standby, +3.3V, VBAT, +5V standby and 3- fan status, supports system management utility, chassis intrusion header	Monitors CPU voltages, +5V, +12V, +3.3V standby, +3.3V, VBAT, +5V standby and 3- fan status, supports system management utility, chassis intrusion header	Monitors CPU voltages, +5V, ±12V, +3.3V standby, +3.3V, ±1.5V, VBAT, +5V standby and 3-fan status, supports system management utility, chassis intrusion header	Monitors CPU voltages, +3.3V, +5V, +12V and 4-fan status, supports system management utility, chassis intrusion header	Monitors CPU voltages, +5V, +12V, and 2-fan status, supports system management utility, chassis intrusion header
CPU thermal monitoring & throttling, overheat LED indication	CPU thermal monitoring & throttling, overheat LED indication	CPU thermal monitoring & throttling, overheat LED indication	CPU thermal monitoring & throttling, overheat LED indication	CPU thermal monitoring & throttling, overheat LED indication	CPU thermal monitoring & throttling, overheat LED indication
Intel performance acceleration technology, ACPI/APM power management, internal/external modem ring-on, WOL, control of power-on mode for recovery from AC power loss, Wake-On- Ring, LAN, USB, keyboard & mouse, DMI 2.3, STR, CPU thermal trip support for processor protection	Intel performance acceleration technology, ACPI/APM power management, internal/external modem ring-on, WOL, control of power-on mode for recovery from AC power loss, Wake-On-Ring, LAN, USB, keyboard & mouse, DMI 2.3, STR, CPU thermal trip support for processor protection	Intel performance acceleration technology, ACPI/APM power management, internal/external modem ring-on, WOL, control of power-on mode for recovery from AC power loss, Wake-On-Ring, LAN, USB, keyboard & mouse, DMI 2.3, STR, CPU thermal trip support for processor protection	ACPI/APM power management, internal/external modem ring-on, WOL, control of power-on mode for recovery from AC power loss, STR (Suspend-To-RAM), CPU thermal trip support for processor protection, +5V standby alert LED	ACPI/APM power management, internal/external modem ring-on, WOL, control of power-on mode for recovery from AC power loss, chipkill support, CPU thermal trip support for processor protection	ACPI/APM power management, RTC wake-up, internal/external modem ring- on, WOL, control of power-on mode for recovery from AC power loss, STR (Suspend-To- RAM)
Award 8 Mb Flash ROM	Award 4 Mb Flash ROM	Award 4 Mb Flash ROM	Award 4 Mb Flash ROM	AMI 4 Mb Flash ROM	Award 4 Mb Flash ROM

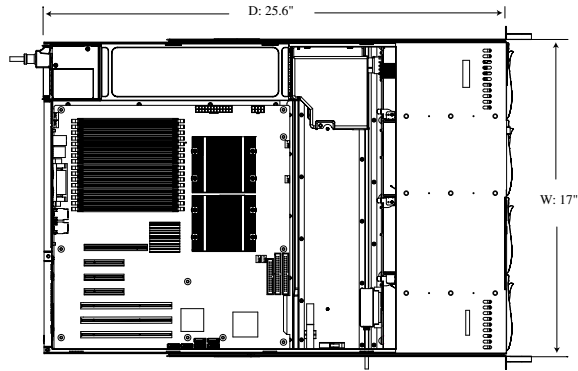
# SC815 1U High-Performance Chassis - Dual Processors

## SC815S/SC815TQ

## Mechanical Drawing



Optional LCD Front Bezel (OEM)



## Features

✓ 700W/650W/560W power supply with high efficiency power (85% and up) ✓ 4 hot-swap drive support ✓ High performance fans

## Specifications

Form Factor	1U chassis support for max. motherboard size - 13.68" x 13"		
CPU support	Dual Xeon		
Expansion	1 full-height & full-length expansion slot & 1 low-profile expansion slot (SC815S/SC815TQ-700 only)		
Peripheral Drives	1 slim DVD-ROM drive & optional slim FDD		
Drive Bays	SC815S-700/SC815S-R650/SC815S-560: 4 x 3.5" hot-swap SCA drive bays with SAF-TE compliance		
	SC815TQ-700/SC815TQ-R650/SC815TQ-560: 4 x 3.5" hot-swap SAS/SATA drive bays with SES2		
Power Supply	SC815S/SC815TQ-700: 700W cold-swap w/I <sup>2</sup> C & fan speed control		
	SC815S/SC815TQ-R650: 650W redundant w/I <sup>2</sup> C & fan speed control		
	SC815S/SC815TQ-560: 560W & fan speed control		
Cooling System	4 x 4cm heavy duty counter-rotating fans with optimal fan speed control		
Front Panel LEDs	Power LED, hard drive activity LED, 2 network activity LEDs & System Overheat LED		
Front Panel Buttons	Power On/Off button & System Reset button		
Dimensions	W x H x D: 19"(483mm) x 1.7"(43mm) x 25.6" (650mm) Packing: 33.7" x 23.5" x 8.5"		
Rail	Extendable lengths 26" to 33.5"		
Temperature	Operating 10 - 35°C (50° to 95°F) non-operating -40 - +70°C (-40° to 158°F)		
Humidity	Operating 8 - 90% non-condensing non-operating 5 - 95% non-condensing		


● Optimized ○ Compatible ◉ Certain configuration

Model	MB (Max. 13.68" x 13")			PCI I/O	Drives	DVD-ROM	Cooling System	Power Supply	+5V <sub>SB</sub> +12V	Gross Weight
	X7	X6	X5							
SC815S-700	●	●	◉	1 FF & 1 LP	4 SCA w/SAF-TE	slim	4 x 14000rpm fans	700W cold-swap w/I <sup>2</sup> C	4 57	38 lbs
SC815S-700C	●	◉	◉	1 FF	4 SCA w/SAF-TE	slim	4 x 14000rpm fans	700W cold-swap w/I <sup>2</sup> C	4 57	38 lbs
SC815TQ-700	●	●	◉	1 FF & 1 LP	4 SAS/SATA w/SES2	slim	4 x 14000rpm fans	700W cold-swap w/I <sup>2</sup> C	4 57	38 lbs
SC815TQ-700C	●	◉	◉	1 FF	4 SAS/SATA w/SES2	slim	4 x 14000rpm fans	700W cold-swap w/I <sup>2</sup> C	4 57	38 lbs
SC815S-R650	●	●	◉	1 FF & 1 LP	4 SCA w/SAF-TE	slim	4 x 14000rpm fans	650W redundant w/I <sup>2</sup> C	4 57	40 lbs
SC815TQ-R650	●	●	◉	1 FF & 1 LP	4 SAS/SATA w/SES2	slim	4 x 14000rpm fans	650W redundant w/I <sup>2</sup> C	4 57	40 lbs
SC815S-560	●	●	◉	1 FF & 1 LP	4 SCA w/SAF-TE	slim	4 x 14000rpm fans	560W	4 57	38 lbs
SC815S-560C	●	◉	◉	1 FF	4 SCA w/SAF-TE	slim	4 x 14000rpm fans	560W	4 57	38 lbs
SC815TQ-560	●	●	◉	1 FF & 1 LP	4 SAS/SATA w/SES2	slim	4 x 14000rpm fans	560W	4 57	38 lbs
SC815TQ-560C	●	◉	◉	1 FF	4 SAS/SATA w/SES2	slim	4 x 14000rpm fans	560W	4 57	38 lbs

FF: Full-height & full-length expansion slot  
LP: Low-profile expansion slot

# SC818 1U High-end chassis - Quad Processors

## SC818S/SC818TQ View

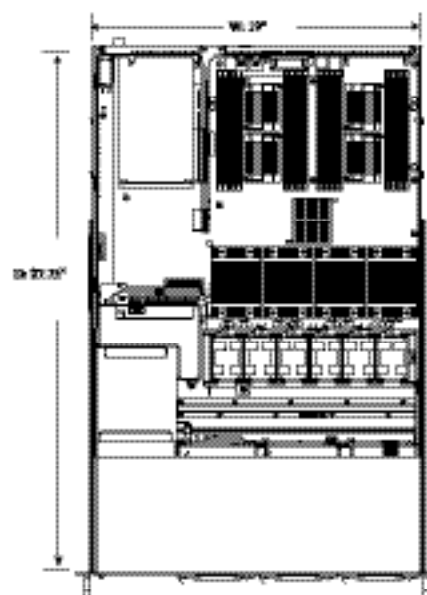


Front view



Rear view

## Mechanical Drawing



## Features

3 hot-swap drive support, 1000W cold-swap power supply & 6 high performance fans

## Specifications

Form Factor	1U chassis support for max. motherboard size - 14.3" x 17"		
CPU support	Quad Xeon MP		
Expansion	1 full-height & full-length expansion slot		
Peripheral Drives	Slim DVD-ROM drive & optional slim FDD drive		
Drive Bays	SC818S-1000: 3 x 3.5" hot-swap SCA drive bays with SAS-TE compliant		
	SC818TQ-1000: 3 x 3.5" hot-swap SAS/SATA drive bays with SES2		
Power Supply	SC818S/TQ-1000C: Front-loading 1000W cold-swap with I <sup>2</sup> C built-in		
Cooling System	6 x 4cm heavy duty counter-rotating fans with optimal fan speed control		
Front Panel LEDs	Power LED, hard drive activity LED, 2 network activity LEDs & System Overheat LED		
Front Panel Buttons	Power On/Off button & System Reset button		
Dimensions	W x H x D: 19"(483mm) x 1.7"(43mm) x 27.75" (705mm)    Packing: 37.7" x 9" x 26.6"		
Rail	Extendable lengths 26" to 33.5"		
Temperature	Operating 10 - 35 °C (50 °F to 95 °F)    non-operating -40 - +70 °C (-40 °F to 158 °F)		
Humidity	Operating 8 - 90% non-condensing    non-operating 5 - 95% non-condensing		

● Optimized    ● Compatible

Model	MB (Max. 14.3" x 17")	PCI I/O	Drives	Cooling System	Power Supply	+5Vsb	+12V	Gross Weight
SC818S-1000	X6QTS	1 PF	3 SCA w/SAS-TE	6 x 14000rpm fans	Front-loading 1000W cold-swap	4	83	38 lbs
SC818TQ-1000	X6QTE	1 PF	3 SAS/SATA w/SES2	6 x 14000rpm fans	Front-loading 1000W cold-swap	4	83	38 lbs

Optional Kit	Model Part #	Description
Front Bezel	CSE-PTFB-813(B)	Front cover bezel with key lock and filter (beige or black color)
Front Tray	CSE-PT40(B)	Front USB and COM tray (occupies slim floppy drive location)
Riser Card(s)	CSE-RR1U-E16	1U PCI-E to PCI-E Riser Card (x16)

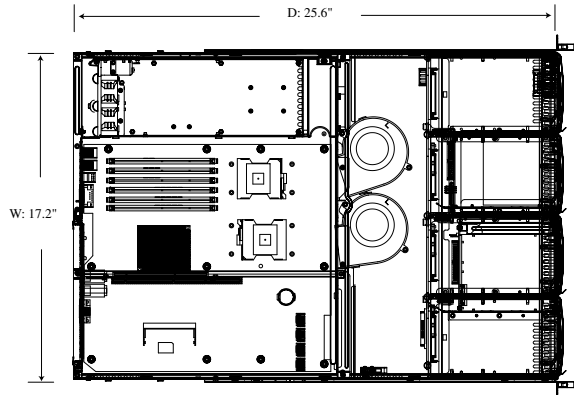
# SC813 1U High-Performance Chassis - Dual Processors

## SC813S/SC813T/SC813TQ

## Mechanical Drawing



Optional LCD Front Bezel view (OEM)



## Features

4 hot-swap drive support, 500W cold-swap power supply, butterfly design for 2 expansion slots, dual heavy duty blowers

## Specifications

Form Factor	1U chassis support for max. motherboard size - 12" x 13" E-ATX		
CPU support	Dual Xeon		
Expansion	1 full-height & full-length expansion slot & 1 low-profile expansion slot (SC813S-500, SC813T/TQ*-500 & SC813TQ-520 only)		
Peripheral Drives	1 slim FDD & 1 slim CD-ROM drive		
Drive Bays	SC813S-500C/SC813S-500: 4 x 3.5" hot-swap SCA drive bays with SAF-TE compliance SC813TQ*-520/500 & SC813T-500C/500: 4 x 3.5" hot-swap SAS/SATA drive bays with SES2		
Power Supply	SC813S-500/500C, SC813T/SC813TQ-500, SC813T-500C: 500W cold-swap with I <sup>2</sup> C built-in SC813TQ-520: 520W high efficiency power supply		
Cooling System	2 x 10cm blowers		
Front Panel LEDs	Power LED, hard drive activity LED, 2 network activity LEDs & System Overheat LED		
Front Panel Buttons	Power On/Off button & System Reset button		
Dimensions	W x H x D: 17.2"(437mm) x 1.7"(43mm) x 25.6" (650mm)    Packing: 23.4" x 8.5" x 33.7"		
Rail	Extendable lengths 26" to 33.5"		
Temperature	Operating 10 - 35 °C (50 ° to 95 °F)    non-operating -40 - +70 °C (-40 ° to 158 °F)		
Humidity	Operating 8 - 90% non-condensing    non-operating 5 - 95% non-condensing		

● Optimized   ● Compatible   ● Certain configuration   ● <45W CPU optimized   ● <45W CPU compatible

Model	MB (Max. 12" x 13")			PCI I/O	Drives	CD/FDD	Cooling System	Power Supply		Gross Weight
	X7	X6	X5					+5V	+12V	
SC813S-500	●	●	●	1 FF & 1 LP	4 SCA w/SAF-TE	slim/slim	2 x 5000rpm blowers	500W cold-swap	30 39	36 lbs
SC813S-500C	●	●	●	1 FF	4 SCA w/SAF-TE	slim/slim	2 x 5000rpm blowers	500W cold-swap	30 39	36 lbs
SC813TQ*-520	●	●	●	1 FF & 1 LP	4 SAS/SATA w/SES2	slim/slim	2 x 5000rpm blowers	520W	20 39	36 lbs
SC813T/TQ*-500	●	●	●	1 FF & 1 LP	4 SAS/SATA w/SES2	slim/slim	2 x 5000rpm blowers	500W cold-swap	30 39	36 lbs
SC813T-500C	●	●	●	1 FF	4 SAS/SATA	slim/slim	2 x 5000rpm blowers	500W cold-swap	30 39	36 lbs

\* Only SC813TQ-500/520 chassis with SES2 support

Optional Kit	Model Part #	Description
LCD Front Bezel	MCP-210-00007-02/01	LCD Front bezel with 6 function buttons & key lock for security (beige/black color)
Front Bezel	CSE-PTFB-813(B)	Front cover bezel with key lock and filter (beige or black color)
Front Tray	CSE-PT40(B)	Front USB and COM tray (occupies slim floppy drive location)
Riser Card(s)	CSE-RR1U-XLP	1U 1-Slot 64-bit 3.3V PCI-X (for Low-Profile Riser Slot)
	CSE-RR1U-X	1U 64-bit 3.3V PCI-X Riser Card (Full-height)

# SC813M 1U x 19.85" Chassis - Dual/Single Processors

## SC813MS/SC813MT/SC813MFT

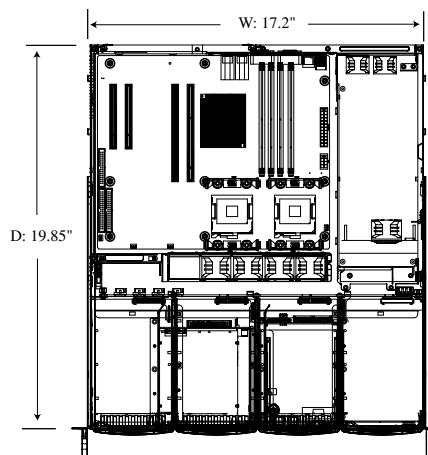
## Mechanical Drawing



Optional LCD Front Bazel (OEM)



Rear view



## Features

4 hot-swap drives support, high performance fans & compact size

## Specifications

Form Factor	1U chassis support for max. motherboard size - 12" x 10" ATX	
CPU support	Dual Xeon (SC813MS/SC813MT-420C/410C), Pentium 4 (SC813MS/MT-300C), Pentium D (SC813MFT-300C)	
Expansion	1 full-height & half-length expansion slot	
Peripheral Drives	1 slim CD-ROM drive optional	
Front I/O port	2 front side USB ports & 1 COM port	
Drive Bays	SC813MS-420C/410C/300C: 4 x 3.5" hot-swap SCA drive bays with SAF-TE compliant SC813MT-420C & SC813MT-410C/300C: 4 x 3.5" hot-swap SAS/SATA drive bays	
Cooling System	SC813MS-420C/410C & SC813MT-420C & SC813MT-410C: 4 x 4cm high performance fans SC813MS/SC813MT-300C: 3 x 4cm high performance fans	
Front Panel LEDs	Power LED, hard drive activity LED, 2 network activity LEDs & System Overheat LED	
Front Panel Buttons	Power On/Off button & System Reset button	
Dimensions	W x H x D: 17.2"(437mm) x 1.7"(43mm) x 19.85" (503mm) Packing: 23.4" x 8.5" x 29.7"	
Rail	Extendable lengths 26" to 33.5"	
Temperature	Operating 10 - 35°C (50° to 95°F)	non-operating -40 - +70°C (-40° to 158°F)
Humidity	Operating 8 - 90% non-condensing	non-operating 5 - 95% non-condensing

● Optimized   ● Compatible   ● Certain configuration   ● <45W CPU optimized   ● <45W CPU compatible

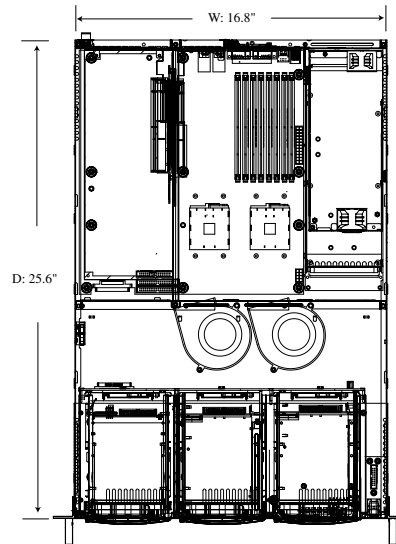
Model	MB (Max. 12" x 10")					PCI I/O	Drive	Cooling System	Power	+5V	+12V	Gross Weight
	X6	X5	PD	P8	P4							
SC813MS-420C	●	●				1 FF	4 SCA w/SAF-TE	4 x 12500rpm fans	420W	30	32	31 lbs
SC813MS-410C	●	●				1 FF	4 SCA w/SAF-TE	4 x 12500rpm fans	410W DC (24-pin)	35	32	31 lbs
SC813MT-420C	●	●				1 FF	4 SAS/SATA	4 x 12500rpm fans	420W	30	32	31 lbs
SC813MT-410C	●	●				1 FF	4 SAS/SATA	4 x 12500rpm fans	410W DC (24-pin)	35	32	31 lbs
SC813MS-300C	●			●	●	1 FF	4 SCA w/SAF-TE	3 x 12500rpm fans	300W	25	20	31 lbs
SC813MT-300C	●			●	●	1 FF	4 SAS/SATA	3 x 12500rpm fans	300W	25	20	31 lbs
SC813MFT-300C (OEM)			●	●	●	1 FF	4 SAS/SATA	3 x 10000rpm fans	300W	25	20	31 lbs

Optional Kit	Model Part #	Description
LCD Front Bezel	MCP-210-00007-02/01	LCD Front bezel with 6 function buttons & key lock for security (beige/black color)
Front Bezel	CSE-PTFB-813(B)	Front cover bezel with key lock and filter (beige or black color)
Riser Card(s)	CSE-RR1U-X	1U 64-bit 3.3V PCI-X Riser Card

# SC812 1U High-Performance Chassis - Dual Processors

## SC812S/SC812T/SC812TQ

## Mechanical Drawing



## Features

3 hot-swap drive support, butterfly design for 2 expansion slots & dual heavy duty blowers

## Specifications

Form Factor	1U chassis support for max. motherboard size - 12" x 13" E-ATX	
CPU support	Dual Xeon	
Expansion	1 full-height & full-length expansion slot & 1 low-profile expansion slot (SC812S-420/410/400 & SC812i-420/400 only)	
Drive Bays	3 x 3.5" hot-swap drive bays	
Cooling System	2 x 10cm blowers	
Front Panel LEDs	Power LED, hard drive activity LED, 2 network activity LEDs & System Overheat LED	
Front Panel Buttons	Power On/Off button & System Reset button	
Dimension	W x H x D: 16.8"(426mm) x 1.7"(43mm) x 25.6" (650mm)    Packing: 22" x 8.1" x 31.7"	
Rail	Extendable lengths 29" to 35.25"	
Temperature	Operating 10 - 35°C (50°to 95°F)	non-operating -40 - +70°C (-40°to 158°F)
Humidity	Operating 8 - 90% non-condensing	non-operating 5 - 95% non-condensing

● Optimized    ● Compatible    ● Certain configuration    ● <45W CPU optimized    ● <45W CPU compatible

Model	MB(Max. 12" x 13")		PCI I/O	Drive	CD-ROM/ FDD	Cooling System	Power	+5V	+12V	Gross Weight
	X6	X5								
SC812S-420C	●	●	1 FF	3 SCA	Optional	2 x 5000rpm blowers	420W	30	32	34 lbs
SC812S-420	●	●	1 FF & 1 LP	3 SCA	Optional	2 x 5000rpm blowers	420W	30	32	34 lbs
SC812i-420C	●	●	1 FF	3 fixed	Optional	2 x 5000rpm blowers	420W	30	32	34 lbs
SC812i-420	●	●	1 FF & 1 LP	3 fixed	Optional	2 x 5000rpm blowers	420W	30	32	34 lbs
SC812S-410	●	●	1 FF & 1 LP	3 SCA	Optional	2 x 5000rpm blowers	410W DC (24-pin)	35	32	34 lbs

Optional Kit	Model Part #	Description
Front Bezel	CSE-PTFB-812(B)	Front cover bezel with key lock and filter (beige or black color)
Front Tray	CSE-PT40(B)	Front USB and COM port tray (occupies slim floppy drive location)
Riser Card(s)	CSE-RR1U-XLP	1U 1-Slot 64-bit 3.3V PCI-X (for Low-Profile Riser Slot)
	CSE-RR1U-X	1U 64-bit 3.3V PCI-X Riser Card (Full-height)

# SC812L 1U High-Performance Chassis - Dual Processors

## SC812L View

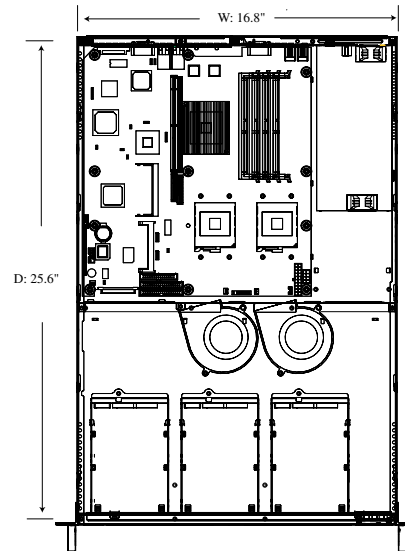


Rear view (SC812L-420/SC812L-350)



Rear view (SC812L-420C/SC812L-350C)

## Mechanical Drawing



## Features

Server chassis design optimized for clustering, butterfly expansion slot design for 2 cards

## Specifications

Form Factor	1U chassis support for max. motherboard size - 12" x 13" E-ATX		
CPU support	Dual Xeon		
Expansion	1 full-height & full-length expansion slot & 1 low-profile expansion slot (SC812L-420/410/350 only)		
Cooling Systems	2 x 10cm blowers		
Drive Bays	3 fixed drive bays		
Front Panel LEDs	Power LED, hard drive activity LED, 2 network activity LEDs & System Overheat LED		
Front Panel Buttons	Power On/Off button & System Reset button		
Dimensions	W x H x D: 16.8"(426mm) x 1.7"(43mm) x 25.6" (650mm)	Packing: 22" x 8.1" x 31.7"	
Rail	Extendable lengths 29" to 35.25"		
Temperature	Operating 10 - 35°C (50° to 95° F)	non-operating -40 - +70°C (-40° to 158° F)	
Humidity	Operating 8 - 90% non-condensing	non-operating 5 - 95% non-condensing	

● Optimized   ● Compatible   ● Certain configuration   ● <45W CPU optimized   ● <45W CPU compatible

Model	MB (Max. 12" x 13")			PCI I/O	Drive	Cooling System	Power	+5V	+12V	Gross Weight
	X7	X6	X5							
SC812L-420		●	●	1 FF & 1 LP	3 fixed	2 x 5000rpm blowers	420W (20-pin)	30	32	34 lbs
SC812L-410		●	●	1 FF & 1 LP	3 fixed	2 x 5000rpm blowers	410W DC (20-pin)	35	32	34 lbs
SC812L-420C		●	●	1 FF	3 fixed	2 x 5000rpm blowers	420W (24-pin)	30	32	34 lbs
SC812L-350			●	1 FF & 1 LP	3 fixed	2 x 4200rpm blowers	350W (20-pin)	25	25	33 lbs
SC812L-350C			●	1 FF	3 fixed	2 x 4200rpm blowers	350W (24-pin)	25	25	33 lbs
SC812L-520	●	●	●	1 FF & 1 LP	3 fixed	2 x 5000rpm blowers	520W (20-pin)	25	39	34 lbs

Optional Kit	Model Part #	Description
Riser Card(s)	CSE-RR1U-E16	1U PCI-E to PCI-E Riser Card (x16)
	CSE-RR1U-EL	1U Universal to PCI-E (x8) Full-height
	CSE-RR1U-ELP	1U Universal (SXB-E) Slot to PCI-E (x8) Slot (Low-profile)
	CSE-RR1U-X	1U 64-bit 3.3V PCI-X Riser Card (Full-height)
	CSE-RR1U-XLP	1U 1-Slot 64-bit 3.3V PCI-X (for Low-Profile Riser Slot)



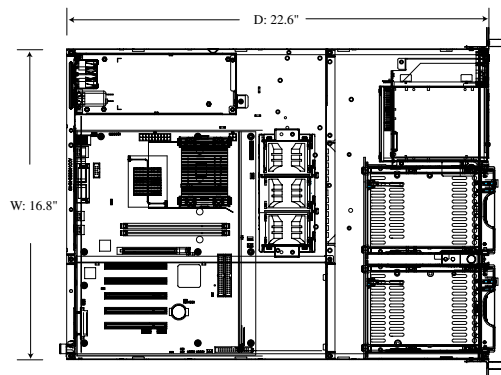
# SC811 *1U The Best Cost/Performance Ratio*

SC811S/SC811T view



Front view SC811i (IDE)

Mechanical Drawing



SC811-300 as shown

## Features

An efficient 1U rackmount design optimized for the best cost/performance ratio, dual heavy-duty blowers for superior cooling

## Specifications

Form Factor	1U chassis support for max. motherboard size - 12" x 10" ATX		
CPU support	Dual Xeon, Pentium D & Pentium 4		
Expansion	1 full-height full-length expansion slot		
Peripheral Drives	Optional CD-ROM drive & floppy drive		
Drive Bays	SC811S/SC811T: 2 x 3.5" hot-swap drive bays; SC811i: 2 x 3.5" fixed drive bays		
Cooling System	SC811S/SC811T: 2 x 10cm blowers ; SC811i-300: 3 x 4cm counter-rotating fans		
Front Panel LEDs	Power LED, hard drive activity LED, 2 network activity LEDs & System Overheat LED		
Front Panel Buttons	Power On/Off button & System Reset button		
Dimensions	W x H x D: 16.8"(426mm) x 1.7"(43mm) x 22.6" (574mm)    Packing: 24.4" x 7.7" x 27.4"		
Rail	Extendable lengths 25" to 33.25"		
Temperature	Operating 10 - 35°C (50° to 95°F)    non-operating -40 - +70°C (-40° to 158°F)		
Humidity	Operating 8 - 90% non-condensing    non-operating 5 - 95% non-condensing		

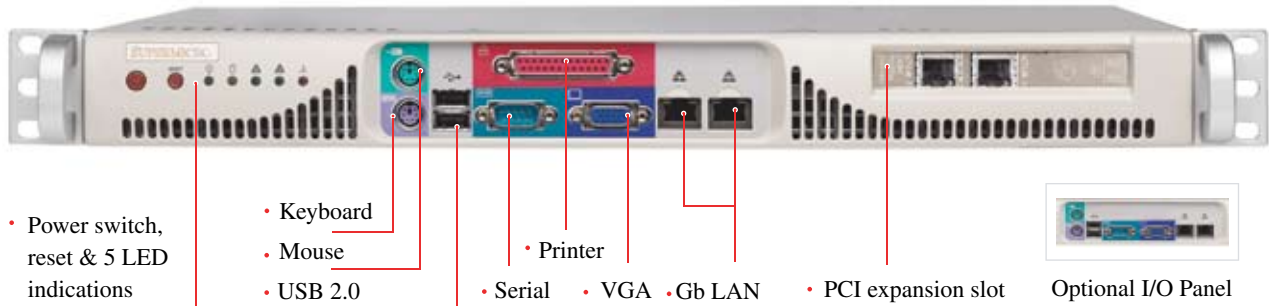
● Optimized    ◐ Compatible    ◑ Certain configuration    ● <45W CPU optimized    ◐ <45W CPU compatible

Model	Motherboard (Max. 12" x 10")						PCI I/O	Drive	Cooling System	Power	+5V +12V		Gross Weight
	X7	X6	X5	PD	P8	P4							
SC811S-520	●	●	◐				1 FF	2 SCA	2 x 5000rpm blowers	520W	20	39	28 lbs
SC811S-420		●	◐				1 FF	2 SCA	2 x 5000rpm blowers	420W	30	32	28 lbs
SC811S-410		●	◐				1 FF	2 SCA	2 x 5000rpm blowers	410W DC (24-pin)	35	32	28 lbs
SC811S-350			●				1 FF	2 SCA	2 x 3800rpm blowers	350W	25	25	28 lbs
SC811S-300				●	●	◐	1 FF	2 SCA	3 x 1400rpm fans	300W	25	20	28 lbs
SC811S-260					●	●	1 FF	2 SCA	2 x 4200rpm blowers	260W	25	18	27 lbs
SC811TQ-520	●	●	◐				1 FF	2 SAS/SATA w/SES2	2 x 5000rpm blowers	520W	20	39	28 lbs
SC811T-420		●	◐				1 FF	2 SAS/SATA	2 x 5000rpm blowers	420W	30	32	28 lbs
SC811T-410		●	◐				1 FF	2 SAS/SATA	2 x 5000rpm blowers	410W DC (24-pin)	35	32	28 lbs
SC811T-300				●	●	◐	1 FF	2 SAS/SATA	3 x 1400rpm fans	300W	25	20	28 lbs
SC811T-260					●	●	1 FF	2 SAS/SATA	2 x 4200rpm blowers	260W	25	18	27 lbs
SC811i-420		●	◐				1 FF	2 fixed	2 x 5000rpm blowers	420W	30	32	28 lbs
SC811i-410		●	◐				1 FF	2 fixed	2 x 5000rpm blowers	410W DC (24-pin)	35	32	28 lbs
SC811i-350			●				1 FF	2 fixed	2 x 3800rpm blowers	350W	25	25	28 lbs
SC811i-300				●	●	◐	1 FF	2 fixed	3 x 1400rpm fans	300W	25	20	28 lbs
SC811i-260					●	●	1 FF	2 fixed	2 x 4200rpm blowers	260W	25	18	27 lbs
SC811LT-260 (OEM)		●					1 FF	2 SAS/SATA	2 x 12500rpm fans	260W	25	18	27 lbs

Optional Kit	Model Part #	Description
Riser Card(s)	CSE-RR1U-X	1U 64-bit 3.3V PCI-X riser card

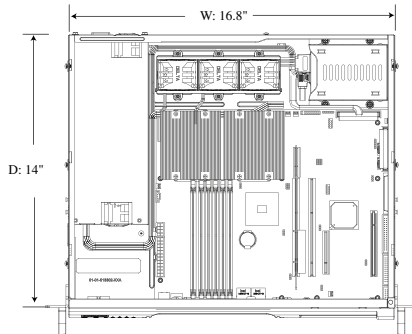
# SC513L 14" 1U Optimized Space Efficiency

## Front I/O Access

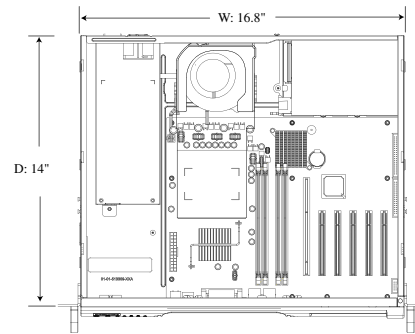


## Optimized Air-Flow (front to back)

SC513L-420/410



SC513L-260



### Features

14" depth small form factor 1U server, dual Xeon support, front I/O access, full-height expansion

### Specifications

Form Factor	14" Mini 1U chassis support for maximum motherboard size: 12" x 10" ATX (SC513L-420/410) / 12" x 9.5" (SC513L-260)	
CPU support	Dual Xeon (SC513L-420/SC513L-410), Pentium D (SC513F-260), Pentium 4 (SC513L-260/SC513F-260)	
Expansion	1 full-height expansion slot	
Drive Bay	SC513L-420/410: 2 x 2.5" fixed ; SC513L-260/SC513F-260: 2 x 2.5" option or 1 x 3.5" fixed	
Cooling System	SC513L-420/410: 3 x 4cm counter-rotating fans ; SC513L-260: 1 x 10cm heavy-duty blower ; SC513F-260: 2 x 4cm counter-rotating fans	
Front Panel LEDs	Power LED, hard drive activity LED, 2 network activity LEDs & System Overheat LED	
Front Panel Buttons	Power on/Off button & System reset button	
Dimension	W x H x D: 16.8"(424mm) x 1.7"(43mm) x 14" (356mm)    Packing: 19.5" x 6.9" x 22.4"	
Rail (optional)	Extendable lengths 25" to 33.5"	
Temperature	Operating 10 - 35 °C (50 ° to 95 °F)	non-operating -40 - +70 °C (-40 ° to 158 °F)
Humidity	Operating 8 - 90% non-condensing	non-operating 5 - 95% non-condensing

● Optimized    ● Compatible    ● Certain configuration    ● <45W CPU optimized    ● <45W CPU compatible

Model	MB (Max. 12" x 10")						PCI I/O	Drive	Cooling System	Power	+5V +12V	Gross Weight
	X7	X6	X5	PD	P8	P4						
SC513L-420	●	●	●				1 FF	2 x 2.5 fixed	3 x 10000rpm fans	420W	30 32	15 lbs
SC513L-410	●	●	●				1 FF	2 x 2.5 fixed	3 x 10000rpm fans	410W DC (24-pin)	35 32	15 lbs
SC513L-260					●	●	1 FF	1 x 3.5" fixed or 2 x 2.5" option	1 x 5000rpm blower	260W	25 18	14.5 lbs
SC513F-260 (OEM)				●	●	●	1 FF	1 x 3.5" fixed or 2 x 2.5" option	2 x 14000rpm fans	260W	25 18	14.5 lbs

Optional Kit	Model Part #	Description
Rail Kit	CSE-PT8	Rail Kit for 1U SC512, SC513, SC811 Chassis
Hard Drive Kit	CSE-PT73	2.5" Hard Drive Mounting Kit (SC513L-260 & SC513F-260)

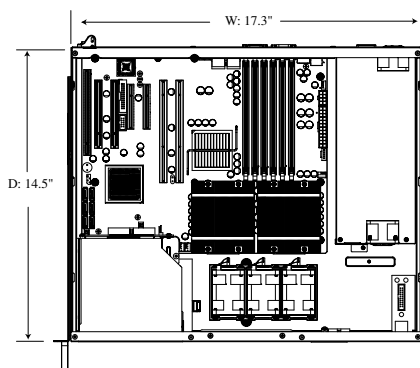
# SC512F *14.5" 1U Optimized Space Efficiency*



Front view (SC512F-520/520L)



Rear view



## Features

14.5" depth small form factor 1U server, 520W/280 High-efficiency power supply

## Specifications

Form Factor	14.5" mini 1U chassis support for maximum motherboard size: 12" x 10" ATX		
CPU support	Xeon		
Expansion	1 full-height & half-length expansion slot (with Riser Card)		
Peripheral Drives	SC512F-520: 1 DVD-ROM & 2 USB 2.0 ports SC512F-280: 1 DVD-ROM		
Drive Bays	SC512F-520, SC512F-520L: 1 x 3.5" fixed SC512F-280: 2 x 3.5" fixed		
Power Supply	SC512F-520/520L: 520W high efficiency power supply SC512F-280: 280W high efficiency power supply		
Cooling System	SC512F-520/520L: 3 x 4cm counter-rotating fans		
Front Panel LEDs	Power LED, hard drive activity LED, 2 network activity LEDs & System Overheat LED		
Front Panel Buttons	Power On/Off button & System Reset button		
Dimensions	W x H x D: 17.3"(439mm) x 1.7"(43mm) x 14.5" (369mm)    Packing: 19.5" x 6.9" x 22.4"		
Rail (optional)	Extendable lengths 28.5" to 33.25"		
Temperature	Operating 10 - 35°C (50° to 95°F)    non-operating -40 - +70°C (-40° to 158°F)		
Humidity	Operating 8 - 90% non-condensing    non-operating 5 - 95% non-condensing		

● Optimized    ● Compatible    ● Certain configuration    ● <45W CPU optimized    ● <45W CPU compatible

Model	MB (Max. 12.5" x 10")		PCI I/O	Drive	USB	CD-ROM	Cooling System	Power	+5V <sub>SB</sub>	+12V	Gross Weight
	X7	X6									
SC512F-520	●	●	1 FH	1 fixed	2.0	slim	3 x 14000rpm fans	520W	20	39	14 lbs
SC512F-520L	●	●	1 FH	1 fixed	-	-	3 x 14000rpm fans	520W	20	39	14 lbs
SC512F-280	●		1 FH	2 fixed	-	slim	2 x 14000rpm fans	280W	20	39	14 lbs

Optional Kit	Model Part #	Description
Riser Card(s)	CSE-RR1U-X	1U 64-bit 3.3V PCI-X Riser Card (Full-height)

# SC512 *14" 1U Optimized Space Efficiency*

## LCD Front Panel



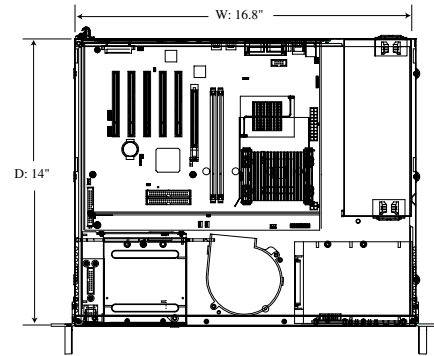
- 2-line x 16-Character Backlit LCD
- USB Interface
- User Programmable (Linux application programming interface provided)
- 6 Function Buttons (Up, Down, Left, Right, Select, Cancel)
- Power switch, reset & 5 LED indicators



Front view (SC512L-260/SC512L)



Rear view



### Features

14" depth small form factor 1U server, heavy duty blower for superior cooling

### Specifications

Form Factor	14" mini 1U chassis support for maximum motherboard size: 12" x 9.7" ATX		
CPU support	Pentium 4, Pentium D (SC512F-260 only)		
Expansion	1 full-height & half-length expansion slot (with Riser Card)		
Drive Bays	SC512L-260, SC512L & SC512L-260-LCD: 1 x 3.5" fixed		
	SC512C-260 & SC512C & SC512F-260: 1 x 3.5" fixed		
Cooling System	SC512L/SC512C-260 & SC512L & SC512C: 1 x 10cm blower; SC512F-260: 2 x 4cm counter-rotating fans		
Front Panel LEDs	Power LED, hard drive activity LED, 2 network activity LEDs & System Overheat LED		
Front Panel Buttons	Power On/Off button & System Reset button		
Dimensions	W x H x D: 16.8"(427mm) x 1.7"(43mm) x 14" (356mm)    Packing: 19.5" x 6.9" x 22.4"		
Rail (optional)	Extendable lengths 28.5" to 33.25"		
Temperature	Operating 10 - 35°C (50° to 95°F)    non-operating -40 - +70°C (-40° to 158°F)		
Humidity	Operating 8 - 90% non-condensing    non-operating 5 - 95% non-condensing		

● Optimized   ● Compatible   ● Certain configuration   ● <45W CPU optimized   ● <45W CPU compatible

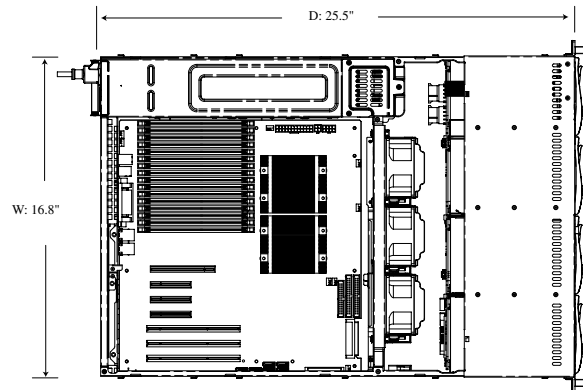
Model	MB (Max. 12" x 9.7")				PCI I/O	Drive	USB	FDD	CD-ROM	Cooling System	Power	+5V	+12V	Gross Weight
	X6	PD	P8	P4										
SC512L				●	1 FH	2 fixed	-	-	-	1 x 3800rpm blower	200W	20	12	14 lbs
SC512L-260			●	●	1 FH	2 fixed	-	-	-	1 x 5000rpm blower	260W	25	18	14 lbs
SC512C				●	1 FH	1 fixed	2.0	slim	slim	1 x 3800rpm blower	200W	20	12	15 lbs
SC512C-260			●	●	1 FH	1 fixed	2.0	slim	slim	1 x 5000rpm blower	260W	25	18	15 lbs
SC512F-260 (OEM)		●	●	●	1 FH	1 fixed	2.0	slim	slim	2 x 14000rpm fans	260W	25	18	15 lbs
SC512LF-260 (OEM)	●				1 FH	1 fixed	2.0	-	slim	2 x 12500rpm fans	260W	25	18	15 lbs
SC512L-260-LCD (OEM)			●	●	1 FH	1 fixed	-	-	-	1 x 5000rpm blower	260W	25	18	14 lbs

Optional Kit	Model Part #	Description
Rail Kit	CSE-PT8	Rail kit for 1U 512, SC513, SC811 Chassis
Riser Card(s)	CSE-RR1U-X	1U 64-bit 3.3V PCI-X Riser Card (Full-height)

# SC825 2U 3 Full-Length & 3 Low-Profile/7 Low-Profile Expansion Slots

## SC825S2/SC825TQ

## Mechanical Drawing



## Features

- ✓ Butterfly riser card ✓ 700W redundant/560W power supply with high efficiency power (85% and up)
- ✓ 3 full-length & 3 low-profile expansion slots or 7 low-profile expansion slots
- ✓ Redundant power supply with advanced airflow/thermal-control design

## Specifications

Form Factor	2U chassis support for max. motherboard size - 13.68" x 13" E-ATX	
CPU support	Dual Xeon, Pentium D & Pentium 4	
Expansion	SC825S2/SC825TQ-R700RC: 3 full-height & full-length & 3 low-profile expansion slots (Butterfly riser card required) SC825S2/SC825TQ-R700LP & SC825S2/SC825TQ-560LP: 7 low-profile expansion slots	
Peripheral Drives	1 slim DVD-ROM drive, USB 2.0 ports & optional floppy drive	
Drive Bays	SC825S2-R700LP/SC825S2-R700RC: 8 x 3.5" dual-channel (4 + 4) hot-swap SCA drive bays w/SAF-TE compliance & 1 x 5.25" drive bay SC825TQ-R700RC/SC825TQ-R700RC: 8 x 3.5" hot-swap SAS/SATA drive bays w/SES2 & 1 x 5.25" drive bay	
Power Supply	SC825S2/SC825TQ-R700LP, SC825S2/SC825TQ-R700RC: 700W redundant w/I <sup>2</sup> C & fan speed control SC825S2-560LP & SC825TQ-560LP: 560W with fan speed control	
Cooling System	3 x 8cm hot-swap cooling fans	
Front Panel LEDs	Power LED, hard drive activity LED, 2 network activity LEDs, system overheat LED & power fail LED	
Front Panel Buttons	Power On/Off button & System Reset button	
Dimensions	W x H x D: 16.8"(427mm) x 3.5"(89mm) x 25.5" (648mm) Packing: 23.8"x 9.8" x 32.9"	
Rail	Extendable lengths 28.25" to 33"	
Temperature	Operating 10 - 35°C (50° to 95°F) non-operating -40 - +70°C (-40° to 158°F)	
Humidity	Operating 8 - 90% non-condensing non-operating 5 - 95% non-condensing	

● Optimized ● Compatible ● Certain configuration

Model	MB (Max. 13.68" x 13")					PCI I/O	Drive	Cooling System	Power	+5V <sub>SB</sub> +12V	Gross Weight
	X7	X6	X5	PD	P8						
SC825S2-R700LP	●	●	●	●	●	7 LP	8 dual-channel (4 + 4) SCA w/SAF-TE	3 x 6300rpm fans	700W redundant w/I <sup>2</sup> C	4 57	52 lbs
SC825TQ-R700LP	●	●	●	●	●	7 LP	8 SAS/SATA w/SES2	3 x 6300rpm fans	700W redundant w/I <sup>2</sup> C	4 57	52 lbs
SC825S2-R700RC	●	●	●	●	●	3 FF & 3 LP	8 dual-channel (4 + 4) SCA w/SAF-TE	3 x 6300rpm fans	700W redundant w/I <sup>2</sup> C	4 57	52 lbs
SC825TQ-R700RC	●	●	●	●	●	3 FF & 3 LP	8 SAS/SATA w/SES2	3 x 6300rpm fans	700W redundant w/I <sup>2</sup> C	4 57	52 lbs
SC825S2-560LP	●	●	●	●	●	7 LP	8 dual-channel (4 + 4) SCA w/SAF-TE	3 x 6300rpm fans	560W	3 44	50 lbs
SC825TQ-560LP	●	●	●	●	●	7 LP	8 SAS/SATA w/SES2	3 x 6300rpm fans	560W	3 44	50 lbs

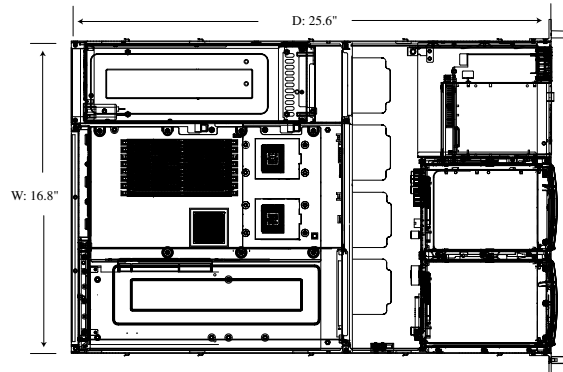
FF: Full-height & full-length expansion slot LP: Low-profile expansion slot

Optional Kit	Model Part #	Description
Riser Card(s)	RSC-R2UXE-X2E8	Passive Riser for 2U, 1PCI-X & 2 PCI-E x8
	RSC-R2UE-2E4R	Passive Riser card for 2U right slot, 2 PCI-E x4

# SC823/SC822 2U 3 Full-Height Full-Length Expansion Slots

## SC823S/SC823T/SC823TQ

## Mechanical Drawing



## Features

Offers superb benchmark performance for any rackmount servers, redundant power supply, advanced airflow/thermal-control design, 3x full-height/length expansion slots

## Specifications

Form Factor	2U chassis support for max. motherboard size - 12" x 13" E-ATX		
CPU support	Dual Xeon		
Expansion	3 full-height full-length expansion slots (with riser card)		
Peripheral Drives	1 FDD & 1 slim CD-ROM drive		
Drive Bays	SC823S-R500RC/SC822R-400RC: 6 x 3.5" hot-swap SCA drive bays & 1 x 5.25" drive bay SC823T-R500RC/SC823TQ*-R500RC & SC822T-R500RC: 6 x 3.5" hot-swap SAS/SATA drive bays w/SES2 & 1 x 5.25" drive bay SC823i-R500RC/SC822i-400RC: 6 fixed drive bays & 1 x 5.25" drive bay		
Cooling System	4 hot-plug redundant cooling fans		
Front Panel LEDs	Power LED, hard drive activity LED, 2 network activity LEDs, system overheat LED & power fail LED (for redundant power supply only)		
Front Panel Buttons	Power On/Off button & System Reset button		
Dimensions	Chassis: W x H x D: 16.8"(427mm) x 3.5"(89mm) x 25.6" (650mm)    Packing: 23.8" x 9.8" x 32.9"		
Rail	Extendable lengths 28.25" to 33"		
Temperature	Operating 10 - 35°C (50° to 95°F)    non-operating -40 - +70°C (-40° to 158°F)		
Humidity	Operating 8 - 90% non-condensing    non-operating 5 - 95% non-condensing		

● Optimized    ● Compatible    ● Certain configuration    ● <45W CPU optimized    ● <45W CPU compatible

Model	MB Max. 12" x 13"			Drive	CD/FDD	Cooling System	Power Supply	+5V	+12V	Gross Weight
	X7	X6	X5							
SC823S-R500RC	●	●	●	6 SCA	Slim/1	4 x 6300rpm fans	500W Redundant w/I <sup>2</sup> C	30	39	53 lbs
SC823T/TQ*-R500RC	●	●	●	6 SAS/SATA w/SES2	Slim/1	4 x 6300rpm fans	500W Redundant w/I <sup>2</sup> C	30	39	53 lbs
SC823i-R500RC	●	●	●	6 fixed	Slim/1	4 x 6300rpm fans	500W Redundant w/I <sup>2</sup> C	30	39	53 lbs
SC822T-R500RC			●	6 SAS/SATA	Slim/1	4 x 3400rpm fans	500W Redundant w/I <sup>2</sup> C	30	39	53 lbs
SC822R-400RC			●	6 SCA	Slim/1	4 x 3400rpm fans	400W Redundant	30	26	53 lbs
SC822i-400RC			●	6 fixed	Slim/Opt.	4 x 3400rpm fans	400W	33	25	49 lbs

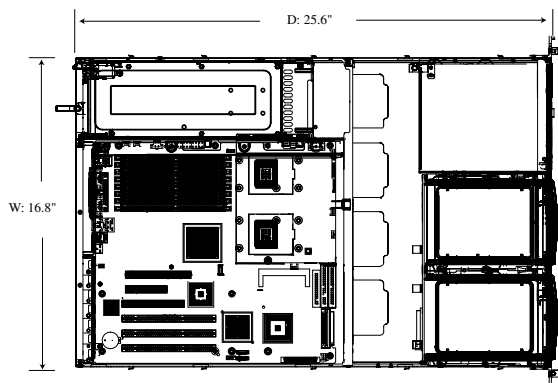
\* Only SC823TQ-R500RC chassis with SES2 support

Optional Kit	Model Part #	Description
Front USB Kit	CSE-PT29(B)	2-port Front USB Kit (B = Black)
Rear Panel (low-profile)	CSE-PT21	7-slot Low-profile Rear Panel
Rear Panel (riser card)	CSE-PT22	2U Riser Rear Panel & Riser Carrier
Riser Card(s)	CSE-RR2UE-AX	3-slot PCI-E to PCI-X Active Riser Card
	CSE-RR2U-PS	3-slot PCI-X (SXB) to PCI-X Active Riser Card
	CSE-RR2U-X	2-slot PCI-X to PCI-X Passive Riser Card
Peripheral Drive	CDM-TEAC-24(B)	Slim 24x TEAC CD-ROM Drive (B = Black)
	DVM-PNSC-824 (B)	Slim 8x DVD/24x CD-ROM Combo Drive (B=Black)

# SC823/SC822 2U 7 Low-Profile Expansion Slots

SC823S/SC823T/SC823TQ

Mechanical Drawing



## Features

Offers superb benchmark performance for any rackmount servers, redundant power supply, advanced airflow/thermal-control design, 7 low-profile expansion slots

## Specifications

Form Factor	2U chassis support for max. motherboard size - 12" x 13" E-ATX		
CPU support	Dual Xeon, Pentium D & Pentium 4		
Expansion	7 low-profile full-length expansion slots		
Peripheral Drives	1 FDD & 1 slim CD-ROM drive optional		
Drive Bays	SC823S-550LP/R500LP & SC822S-400LP: 6 x 3.5" hot-swap SCA drive bays & 1 x 5.25" drive bay SC823T-550LP & SC823T/TQ*-R500LP & SC822T-550LP: 6 x 3.5" hot-swap SAS/SATA drive bays w/SES2 & 1 x 5.25" drive bay SC823i-550LP/300LP: 6 fixed drive bays & 1 x 5.25" drive bay		
Cooling System	4 x 9cm hot-swap redundant cooling fans		
Front Panel LEDs	Power LED, hard drive activity LED, 2 network activity LEDs, system overheat LED & power fail LED (for redundant Power supply only)		
Front Panel Buttons	Power On/Off button & System Reset button		
Dimensions	Chassis: W x H x D: 16.8"(427mm) x 3.5"(89mm) x 25.6" (650mm)    Packing: 23.8"x 9.8" x 32.9"		
Rail	Extendable lengths 28.25" to 33"		
Temperature	Operating 10 - 35 °C (50° to 95 °F)    non-operating -40 - +70 °C (-40° to 158 °F)		
Humidity	Operating 8 - 90% non-condensing    non-operating 5 - 95% non-condensing		

● Optimized    ◐ Compatible    ◑ Certain configuration    ● <45W CPU optimized    ◐ <45W CPU compatible

Model	Motherboard (Max. 12" x 13")						Drive	CD/FDD	Cooling System	Power	+5V +12V		Gross Weight
	X7	X6	X5	PD	P8	P4							
SC823S-550LP	◐	●	◐	◐	◐	◐	6 SCA	Slim/Opt.	4 x 6300rpm fans	550W	35	42	50 lbs
SC823T-550LP	◐	●	◐	◐	◐	◐	6 SAS/SATA	Slim/Opt.	4 x 6300rpm fans	550W	35	42	50 lbs
SC823i-550LP	◐	●	◐	◐	◐	◐	6 fixed	Slim/Opt.	4 x 6300rpm fans	550W	35	42	50 lbs
SC823S-R500LP	◐	●	◐	◐	◐	◐	6 SCA	Slim/1	4 x 6300rpm fans	Redundant 500W w/I <sup>2</sup> C	30	39	54 lbs
SC823T/TQ*-R500LP	◐	●	◐	◐	◐	◐	6 SAS/SATA w/SES2	Slim/1	4 x 6300rpm fans	Redundant 500W w/I <sup>2</sup> C	30	39	54 lbs
SC822S-400LP			●	●	●	●	6 SCA	Slim/Opt.	4 x 3400rpm fans	400W	30	26	48 lbs
SC822T-550LP			●	●	●	●	6 SAS/SATA	Slim/Opt.	4 x 3400rpm fans	550W	35	42	49 lbs
SC822i-300LP						◐	6 fixed	Slim/Opt.	4 x 3400rpm fans	300W	30	15	47 lbs

\* Only SC822TQ-R500LP chassis with SES2 support

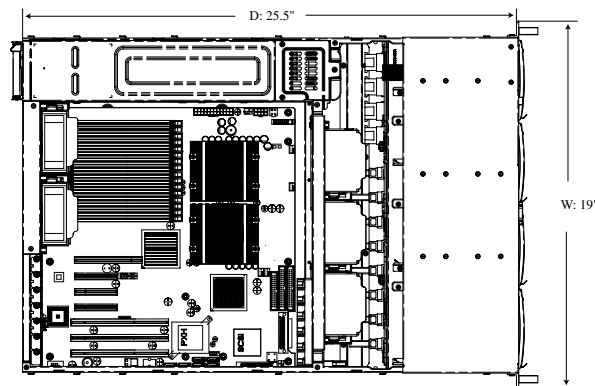
Optional Kit	Model Part #	Description
Front USB Kit	CSE-PT29(B)	2-Port Front USB Kit (B = Black)
Peripheral Drive	DVM-PNSC-824(B)	Slim 8x DVD / 24x CD-ROM Combo Drive (B=Black)

# SC836 3U Chassis with 100% Cooling Redundancy

SC836TQ/SC836E1/SC836E2/SC836S2

Mechanical Drawing

## 100% cooling redundancy



### Features

- ✓ 16 hot-swap drives support
- ✓ 800W redundant power supply with high efficiency power (85% and up)
- ✓ 100% cooling redundancy
- ✓ 5 hot-plug redundant cooling fans

### Specifications

Form Factor	3U chassis support for max. motherboard size - 13.68" x 13" E-ATX	
CPU support	Dual Xeon, Pentium D & Pentium 4	
Expansion	7 expansion slots	
Peripheral Drives	1 slim DVD-ROM drive, 2 USB 2.0 ports & 1 optional slim FDD	
Drive Bays	SC836TQ-R800: 16 x 3.5" hot-swap SAS/SATA drive bays with SES2 SC836E2-R800: 16 x 3.5" hot-swap SAS/SATA drive bays with SES2 (2 expanders for dual-port support) SC836E1-R800: 16 x 3.5" hot-swap SAS/SATA drive bays with SES2 (1 expander for single-port support) SC836S2-R800: 16 x 3.5" dual-channel (8+8) hot-swap SCA drive bays with SAF-TE compliance	
Power Supply	800W redundant power supply w/I <sup>2</sup> C & fan speed control	
Cooling System	3 x 8cm hot-swap cooling fans, 2 x 8cm exhaust fans & air shroud	
Front Panel LEDs	Power LED, hard drive activity LED, 2 network activity LEDs, system overheat LED & power fail LED	
Front Panel Buttons	Power On/Off button & System Reset button	
Dimensions	W x H x D: 19"(483mm) x 5.2"(132mm) x 25.5" (648mm)    Packing: 26.6" x 13" x 33.9"	
Rail	Extendable lengths 30" to 33"	
Temperature	Operating 10 - 35°C (50° to 95°F)    non-operating -40 - +70°C (-40° to 158°F)	
Humidity	Operating 8 - 90% non-condensing    non-operating 5 - 95% non-condensing	

● Optimized   ● Compatible   ● Certain configuration

Model	MB (Max. 13.68" x 13.5")					Drive	Cooling System	Power Supply	+5V <sub>SB</sub>	+12V	Gross Weight
	X7	X6	X5	PD	P8						
SC836TQ-R800	●	●	●	●	●	16 SAS/SATA w/SES2	5 x 6300rpm fans	800W redundant w/I <sup>2</sup> C	4	66	70 lbs
SC836E2-R800	●	●	●	●	●	16 SAS/SATA w/SES2 (for dual-port)	5 x 6300rpm fans	800W redundant w/I <sup>2</sup> C	4	66	70 lbs
SC836E1-R800	●	●	●	●	●	16 SAS/SATA w/SES2 (for single-port)	5 x 6300rpm fans	800W redundant w/I <sup>2</sup> C	4	66	70 lbs
SC836S2-R800	●	●	●	●	●	16 dual-channel (8+8) SCA w/SAF-TE	5 x 6300rpm fans	800W redundant w/I <sup>2</sup> C	4	66	70 lbs

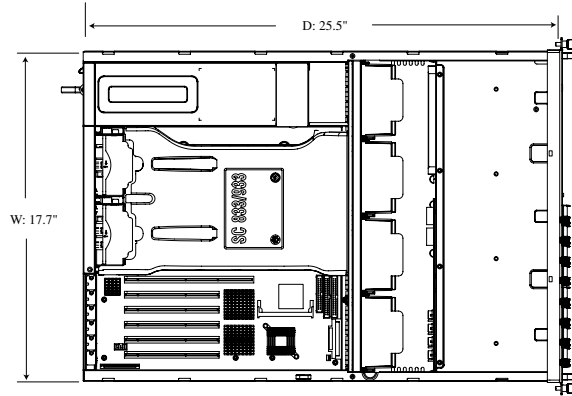


# SC833 3U Chassis with 100% Cooling Redundancy

SC833S/SC833T/SC833TQ view

Mechanical Drawing

## 100% cooling redundancy



### Features

8 hot-swap drive support, 760W triple redundant power supply, 100% cooling redundancy & 6 hot-plug redundant cooling fans

### Specifications

Form Factor	3U chassis support for max. motherboard size - 12" x 13" E-ATX		
CPU support	Dual Xeon, Pentium D & Pentium 4		
Expansion	6 expansion slots		
Peripheral Drives	1 FDD & option 1 slim CD-ROM drive		
Drive Bays	SC833S2-R760/550: 8 x 3.5" dual-channel (4+4) hot-swap SCA drive bays w/SAF-TE compliant & 2 x 5.25" drive bays SC833S-R760/550: 8 x 3.5" hot-swap SCA drive bays w/SAF-TE compliant & 2 x 5.25" drive bays SC833T-R760 & SC833T-550: 8 x 3.5" hot-swap SAS/SATA drive bays & 2 x 5.25" drive bays		
Cooling System	4 x 9cm hot-swap cooling fans, 2 x 8cm exhaust fans & air shroud		
Front Panel LEDs	Power LED, hard drive activity LED, 2 network activity LEDs, system overheat LED & power fail LED (redundant only)		
Front Panel Buttons	Power On/Off button, System Reset button & Mute button		
Dimensions	W x H x D: 17.7"(450mm) x 5.2"(132mm) x 25.5" (647mm)    Packing: 26.6" x 13.6" x 34.6"		
Rail	Extendable lengths 28" to 33.67"		
Temperature	Operating 10 - 35°C (50° to 95°F)    non-operating -40 - +70°C (-40° to 158°F)		
Humidity	Operating 8 - 90% non-condensing    non-operating 5 - 95% non-condensing		

● Optimized    ● Compatible    ● Certain configuration    ● <45W CPU optimized    ● <45W CPU compatible

Model	MB (Max. 12" x 13")					Drive	Cooling System	Power Supply	+5V +12V		Gross Weight
	X7	X6	X5	PD	P8						
SC833S2-R760	●	●	●			8 dual-channel (4+4) SCA w/SAF-TE	6 x 5000rpm fans	760W + 380W triple-redundant w/I <sup>2</sup> C	36	50	72 lbs
SC833S-R760	●	●	●	●	●	8 SCA w/SAF-TE	6 x 5000rpm fans	760W + 380W triple-redundant w/I <sup>2</sup> C	36	50	72 lbs
SC833T-R760	●	●	●	●	●	8 SAS/SATA	6 x 5000rpm fans	760W + 380W triple-redundant w/I <sup>2</sup> C	36	50	72 lbs
SC833S2-550	●	●	●			8 dual-channel (4+4) SCA w/SAF-TE	6 x 5000rpm fans	550W	35	42	67 lbs
SC833S-550	●	●	●	●	●	8 SCA w/SAF-TE	6 x 5000rpm fans	550W	35	42	67 lbs
SC833T-550	●	●	●	●	●	8 SAS/SATA	6 x 5000rpm fans	550W	35	42	67 lbs

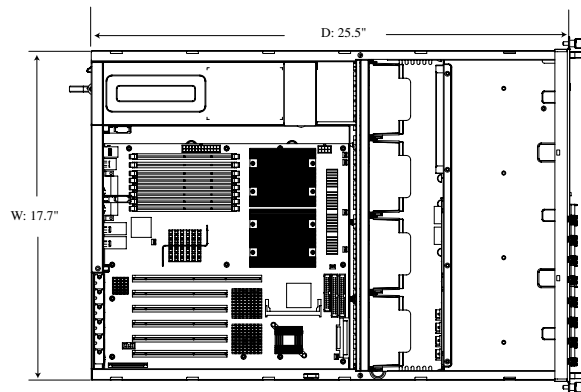
Optional Kit	Model Part #	Description
Front USB Kit	CSE-PT29(B)	2-Ports Front USB Kit (B=Black)
Peripheral Drives	CDM-TEAC-24(B)	Slim 24x TEAC CD-ROM Drive
	DVM-PNSC-824(B)	Slim 8x DVD ROM/24x CD-ROM Combo Drive (B= Black)

# SC832 *3U Form Factor Support Full-Size Slots*

SC832S/SC832T/SC832TQ view



Mechanical Drawing



## Features

3U form factor supports full-size slots, 8 hot-swap drives support, 760W triple redundant power & 4 hot-swap heavy-duty fans

## Specifications

Form Factor	3U chassis support for max. motherboard size - 12" x 13" E-ATX		
CPU support	Dual Xeon, Pentium D & Pentium 4		
Expansion	6 expansion slots		
Peripheral Drives	1 FDD & optional 1 slim CD-ROM drive		
Drive Bays	SC832S-R760/550: 8 x 3.5" hot-swap SCA drive bays w/SAF-TE compliant & 2 x 5.25" drive bays SC832T-R760 & SC832T-550: 8 x 3.5" hot-swap SAS/SATA drive bays & 2 x 5.25" drive bays		
Cooling System	4 x 9cm hot-swap cooling fans		
Front Panel LEDs	Power LED, hard drive activity LED, 2 network activity LEDs, system overheat LED & power fail LED (redundant only)		
Front Panel Buttons	Power On/Off button, System Reset button & Mute button		
Dimensions	Chassis: W x H x D: 17.7"(450mm) x 5.2"(132mm) x 25.5" (648mm) Packing: 26.6" x 13.6" x 34.6"		
Rail	Extendable lengths 28" to 33.67"		
Temperature	Operating 10 - 35°C (50° to 95°F) non-operating -40 - +70°C (-40° to 158°F)		
Humidity	Operating 8 - 90% non-condensing non-operating 5 - 95% non-condensing		

● Optimized ● Compatible ● Certain configuration ● <45W CPU optimized ● <45W CPU compatible

Model	MB (Max. 12" x 13")				Drive	Cooling System	Power Supply	+5V +12V		Gross Weight
	X6	X5	PD	P8						
SC832S-R760	●	●	●	●	8 SCA w/SAF-TE	4 x 4300rpm fans	760W + 380W triple-redundant w/I <sup>2</sup> C	36	50	70 lbs
SC832T-R760	●	●	●	●	8 SAS/SATA	4 x 4300rpm fans	760W + 380W triple-redundant w/I <sup>2</sup> C	36	50	70 lbs
SC832S-550	●	●	●	●	8 SCA w/SAF-TE	4 x 4300rpm fans	550W	35	42	67 lbs
SC832T-550	●	●	●	●	8 SAS/SATA	4 x 4300rpm fans	550W	35	42	67 lbs

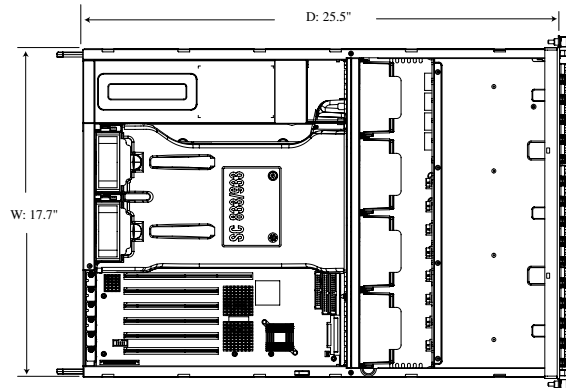
Optional Kit	Model Part #	Description
Front USB Kit	CSE-PT29(B)	2-Ports Front USB Kit (B=Black)
Peripheral Drives	CDM-TEAC-24(B)	Slim 24x TEAC CD-ROM Drive (B=Black)
	DVM-PNSC-824(B)	Slim 8x DVD / 24x CD-ROM Combo Drive (B = Black)

# SC933 3U Storage Chassis with 100% Cooling Redundancy

SC933S2-R760/SC933S1-R760

Mechanical Drawing

## 100% cooling redundancy



### Features

100% cooling redundancy, supports up to 15 hot-swap SAS/SATA drives, 760W triple redundant power supply & 6 hot-plug redundant cooling fans

### Specifications

Form Factor	3U chassis support for max. motherboard size - 12" x 13" E-ATX		
CPU support	Dual Xeon, Pentium D & Pentium 4		
Expansion	6 expansion slots		
Peripheral Drives	SC933S2-R760/SC933S1-R760: front side USB, 1 COM port & 1 x 2.5" SATA hot-swap bay		
Drive Bays	SC933S2-R760: 14 x 3.5" dual-channel (7+7) hot-swap SCA drive bays with SAF-TE compliant		
	SC933S1-R760: 14 x 3.5" hot-swap SCA drive bays with SAF-TE compliant		
	SC933T-R760: 15 x 3.5" hot-swap SAS/SATA drive bays		
	SC933E2-R760: 15 x 3.5" hot-swap SAS/SATA drive bays with SES2 (2 expanders for dual-port support)		
	SC933E1-R760: 15 x 3.5" hot-swap SAS/SATA drive bays with SES2 (1 expander for single-port support)		
Cooling System	4 x 9cm hot-swap cooling fans, 2 x 8cm exhaust fans & air-shroud		
Front Panel LEDs	Power LED, network activity LED, system overheat LED & power fail LED		
Front Panel Buttons	Power On/Off button, system reset button & mute button		
Power supply	760W + 380W triple-redundant power supply w/I <sup>2</sup> C built-in & fan speed control		
Dimensions	W x H x D: 17.7"(450mm) x 5.2"(132mm) x 25.5" (648mm)    Packing: 26.6" x 13.6" x 34.6"		
Rail	Extendable lengths 28" to 33.67"		
Temperature	Operating 10 - 35° C (50° to 95° F)    non-operating -40 - +70° C (-40° to 158° F)		
Humidity	Operating 8 - 90% non-condensing    non-operating 5 - 95% non-condensing		

● Optimized    ● Compatible    ● Certain configuration    ● <45W CPU optimized    ● <45W CPU compatible

Model	MB (Max. 12" x 13")					Drive	Cooling System	Power Supply	+5V	+12V	Gross Weight
	X7	X6	X5	PD	P8						
SC933S2-R760	●	●	●			14 dual-channel (7+7) SCA w/SAF-TE	6 x 5000rpm fans	760W + 380W triple-redundant w/I <sup>2</sup> C	36	50	74.5 lbs
SC933S1-R760	●	●	●	●	●	14 SCA w/SAF-TE	6 x 5000rpm fans	760W + 380W triple-redundant w/I <sup>2</sup> C	36	50	74.5 lbs
SC933T-R760	●	●	●	●	●	15 SAS/SATA	6 x 5000rpm fans	760W + 380W triple-redundant w/I <sup>2</sup> C	36	50	74.5 lbs
SC933E2-R760	●	●	●	●	●	15 SAS/SATA w/SES2 (for dual-port)	6 x 5000rpm fans	760W + 380W triple-redundant w/I <sup>2</sup> C	36	50	74.5 lbs
SC933E1-R760	●	●	●	●	●	15 SAS/SATA w/SES2 (for single-port)	6 x 5000rpm fans	760W + 380W triple-redundant w/I <sup>2</sup> C	36	50	74.5 lbs

Optional Kit	Model Part #	Description
Control Board	CSE-PTJBOD-CB1	JBOD Storage Power-up Control Board

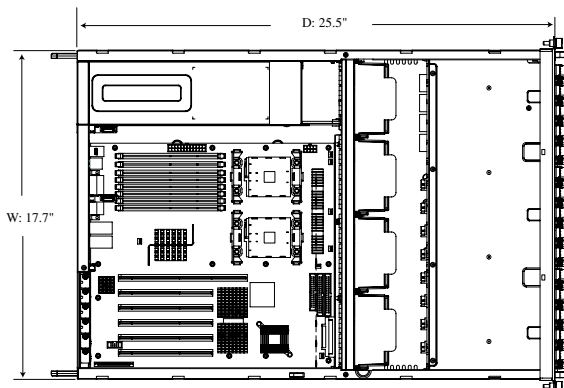
# SC932 3U Storage Chassis

## SC932S2/SC932S1

## Mechanical Drawing



SC932S2-R760 & SC932S1-R760 view



## Features

Supports up to 15 hot-swap SAS/SATA drives, 760W triple redundant power supply & 4 hot-plug redundant cooling fans

## Specifications

Form Factor	3U chassis support for max. motherboard size - 12" x 13" E-ATX	
CPU support	Dual Xeon, Pentium D & Pentium 4	
Expansion	6 expansion slots	
Peripheral Drives	SC932S2/932S1-R760: 2 front-side USB, 1 COM port & 1 x 2.5" SATA bay	
Drive Bays	SC932S2-R760: 14 x 3.5" dual-channel (7 + 7) hot-swap SCA drive bays with SAF-TE compliant SC932S1-R760: 14 x 3.5" hot-swap SCA drive bays with SAF-TE compliant SC932T-R760/SC932TQ*-R760: 15 x 3.5" hot-swap SAS/SATA drive bays with SES2	
Cooling System	4 x 9cm hot-swap cooling fans	
Power supply	760W + 380W triple-redundant power supply w/I <sup>2</sup> C built-in & fan speed control	
Front Panel LEDs	Power LED, network activity LED, system overheat LED & power fail LED	
Front Panel Buttons	Power On/Off button, system reset button & mute button	
Dimensions	W x H x D: 17.7"(450mm) x 5.2"(132mm) x 25.5" (648mm) Packing: 26.6" x 13.6" x 34.6"	
Rail	Extendable lengths 28" to 33.67"	
Temperature	Operating 10 - 35°C (50° to 95°F) non-operating -40 - +70°C (-40° to 158°F)	
Humidity	Operating 8 - 90% non-condensing non-operating 5 - 95% non-condensing	

● Optimized ● Compatible ● Certain configuration ● <45W CPU optimized ● <45W CPU compatible

Model	MB (Max. 12" x 13")				Drive	Cooling System	Power Supply	+5V	+12V	Gross Weight
	X6	X5	PD	P8						
SC932S2-R760	●	●			14 dual-channel (7+7) SCA w/SAF-TE	4 x 3500rpm fans	760W + 380W triple-redundant w/I <sup>2</sup> C	36	50	72 lbs
SC932S1-R760	●	●	●	●	14 SCA w/SAF-TE	4 x 3500rpm fans	760W + 380W triple-redundant w/I <sup>2</sup> C	36	50	72 lbs
SC932T/TQ*-R760	●	●	●	●	15 SAS/SATA w/SES2	4 x 3500rpm fans	760W + 380W triple-redundant w/I <sup>2</sup> C	36	50	72 lbs

\* Only SC932TQ-R760 chassis with SES2 support

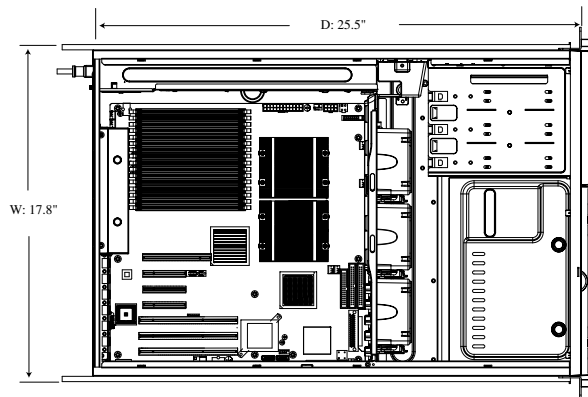
Optional Kit	Model Part #	Description
Control Board	CSE-PTJBOD-CB1	JBOD Storage Power-up Control Board

# SC745-R800/700 4U /Tower Rackmount Server Chassis

SC745S2/SC745TQ/SC745T

Mechanical Drawing

**100% cooling redundancy**



## Features

- ✓ 800W redundant/700W power supply with high efficiency power (85% and up)
- ✓ 4U Rackmount/Tower
- ✓ 8 hot-swap drive bays
- ✓ 90-degree rotatable module
- ✓ 7 tool-less expansion slots

## Specifications

Form Factor	4U chassis support for max. motherboard size - 13.68" x 13" E-ATX
CPU support	Dual Xeon, Pentium D & Pentium 4
Expansion	7 tool-less expansion slots
Peripheral Drives	90-degree rotatable module: 2 USB ports, 2 x 5.25" drive bays & 1 floppy drive bay
Drive Bays	SC745S2-R800/SC745S2-700: 8 x 3.5" dual-channel (4 + 4) hot-swap SCA drive bays with SAF-TE compliance SC745TQ-R800/SC745TQ-700: 8 x 3.5" hot-swap SAS/SATA drive bays with SES2 compliance
Power supply	SC745S2/SC745TQ-R800: 800W redundant power supply w/I <sup>2</sup> C & fan speed control SC745S2/SC745TQ-700: 700W cold-swap power supply w/I <sup>2</sup> C & fan speed control
Cooling System	3 x 8cm hot-swap cooling fans, 2 x 8cm exhaust fans & air shroud
Front Panel Buttons	Power On/Off button & System Reset button
Front Panel LEDs	Power LED, hard drive activity LED, 2 network activity LEDs, system overheat LED & power fail LED
Dimensions	W x H x D: 17.8"(452mm) x 7"(178mm) x 25.5" (648mm) Packing: 24.6" x 14" x 31.3"
Rail (optional)	Extendable length 26" to 38.25"
Temperature	Operating 10 - 35°C (50° to 95°F) non-operating -40 - +70°C (-40° to 158°F)
Humidity	Operating 8 - 90% non-condensing non-operating 5 - 95% non-condensing

● Optimized   ● Compatible   ● Certain configuration

Model	MB (Max. 13.68" x 13")						Drive Bays	Cooling System	Power Supply	+5VSB	+12V	Gross Weight
	X7	X6	X5	PD	P8	P4						
SC745S2-R800	●	●	●	●	●	●	8 dual-channel (4+4) SCA w/SAF-TE	5 x 5000rpm fans	800W redundant w/I <sup>2</sup> C	4	66	62 lbs
SC745TQ-R800	●	●	●	●	●	●	8 SAS/SATA w/SES2	5 x 5000rpm fans	800W redundant w/I <sup>2</sup> C	4	66	62 lbs
SC745S2-700	●	●	●	●	●	●	8 dual-channel (4+4) SCA w/SAF-TE	5 x 5000rpm fans	700W cold-swap w/I <sup>2</sup> C	4	57	58 lbs
SC745TQ-700	●	●	●	●	●	●	8 SAS/SATA w/SES2	5 x 5000rpm fans	700W cold-swap w/I <sup>2</sup> C	4	57	58 lbs

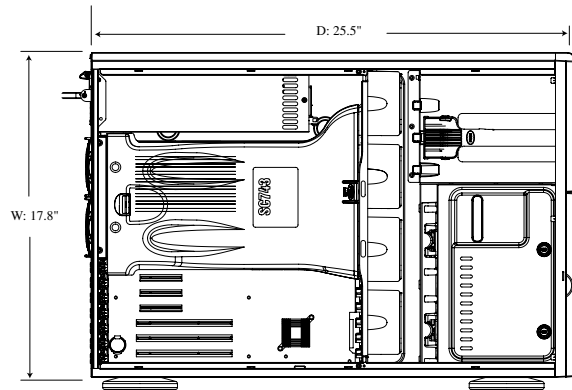
Optional Kit	Model Part #	Description
Mounting Rails	CSE-PT26(B)	4U Chassis Rail Kit (Includes Side Handles) (B = Black)
Peripheral Drives	FPD-PNSC-02 (01)	Panasonic 3.5" 1.44MB Floppy Drive (01 = Black)

# SC743-R760/650 4U /Tower Rackmount Server Chassis

SC743S2/SC743S1/SC743TQ/SC743T

Mechanical Drawing

**100%** cooling redundancy



## Features

4U Rackmount/Tower, 8 hot-swap drive bays, 90-degree rotatable module, 7 tool-less expansion slots & 760W triple redundant power supply/650W power supply with redundant cooling fans

## Specifications

Form Factor	4U chassis support for max. motherboard size - 12" x 13" E-ATX	
CPU support	Dual Xeon, Pentium D & Pentium 4	
Expansion	7 tool-less expansion slots	
Peripheral Drives	90-degree rotatable module: 2 USB ports, 2 x 5.25" drive bays & 1 floppy drive bay	
Drive Bays	SC743S2-R760/SC743S2-650: 8 x 3.5" dual-channel (4 + 4) hot-swap SCA drive bays with SAF-TE compliant SC743S1-R760/SC743S1-650: 8 x 3.5" hot-swap SCA drive bays with SAF-TE compliant SC743T/TQ*-R760 & SC743T-650: 8 x 3.5" hot-swap SAS/SATA drive bays with SES2 SC743i-R760/SC743i-650: 8 x 3.5" fixed drive bays	
Cooling System	4 x 8cm hot-swap cooling fans, 2 x 8cm exhaust fans & air shroud	
Power supply	760W + 380W triple-redundant power supply w/I <sup>2</sup> C built-in & fan speed control	
Front Panel Buttons	Power On/Off button & System Reset button	
Front Panel LEDs	Power LED, hard drive activity LED, 2 network activity LEDs, system overheat LED & power fail LED	
Dimensions	W x H x D: 17.8"(452mm) x 7"(178mm) x 25.5" (648mm)    Packing: 24.6" x 14" x 31.3"	
Rail (optional)	Extendable length 26" to 38.25"	
Temperature	Operating 10 - 35°C (50° to 95°F)    non-operating -40 - +70°C (-40° to 158°F)	
Humidity	Operating 8 - 90% non-condensing    non-operating 5 - 95% non-condensing	

● Optimized   ● Compatible   ● Certain configuration   ● <45W CPU optimized   ● <45W CPU compatible

Model	Motherboard (Max. 12" x 13")						Cooling System	Power Supply	+5	+12V	Gross Weight	
	X7	X6	X5	PD	P8	P4						
SC743S2-R760	●	●	●				8 dual-channel (4+4) SCA w/SAF-TE	6 x 5000rpm fans	760W + 380W triple-redundant w/I <sup>2</sup> C	36	50	66 lbs
SC743S1-R760	●	●	●	●	●	●	8 SCA w/SAF-TE	6 x 5000rpm fans	760W + 380W triple-redundant w/I <sup>2</sup> C	36	50	66 lbs
SC743T/TQ*-R760	●	●	●	●	●	●	8 SAS/SATA w/SES2	6 x 5000rpm fans	760W + 380W triple-redundant w/I <sup>2</sup> C	36	50	66 lbs
SC743i-R760	●	●	●	●	●	●	8 fixed	6 x 5000rpm fans	760W + 380W triple-redundant w/I <sup>2</sup> C	36	50	66 lbs
SC743S2-650	●	●	●				8 Dual-Channel (4+4) SCA w/SAF-TE	6 x 5000rpm fans	650W redundant cooling fans	30	46	56 lbs
SC743S1-650	●	●	●	●	●	●	8 SCA w/SAF-TE	6 x 5000rpm fans	650W redundant cooling fans	30	46	56 lbs
SC743T-650	●	●	●	●	●	●	8 SAS/SATA	6 x 5000rpm fans	650W redundant cooling fans	30	46	56 lbs
SC743i-650	●	●	●	●	●	●	8 fixed	6 x 5000rpm fans	650W redundant cooling fans	30	46	56 lbs

\* Only SC743TQ-R760 chassis with SES2 support

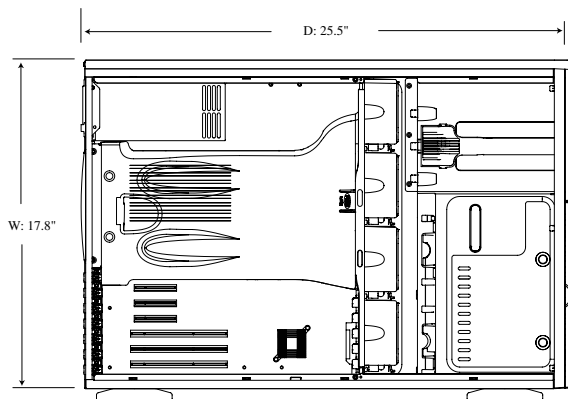
Optional Kit	Model Part #	Description
Mounting Rails	CSE-PT26(B)	4U Chassis Rail Kit (Includes Side Handles) (B = Black)
Peripheral Drives	FPD-PNSC-02 (01)	Panasonic 3.5" 1.44MB Floppy Drive (01 = Black)

# SC743-645 4U /Tower High-end Workstation/Server Chassis

SC743S/SC743T/SC743TQ

Mechanical Drawing

## Low-noise fan control



### Features

8 hot-swap drive, 90-degree rotatable module, 7 tool-less expansion slots & power supply with low-noise fan speed control

### Specifications

Form Factor	4U chassis support for max. motherboard size - 12" x 13" E-ATX		
CPU support	Dual Xeon, Pentium D & Pentium 4		
Expansion	7 tool-less expansion slots		
Peripheral Drives	90-degree rotatable module: 2 USB ports, 2 x 5.25" drive bays & 1 floppy drive bay		
Drive Bays	SC743S1-645: 8 x 3.5" hot-swap SCA drive bays SC743T-645: 8 x 3.5" hot-swap SAS/SATA drive bays SC743i-645: 8 x 3.5" fixed drive bays		
Cooling System	4 x 4-wire Pulse Width Modulated (PWM) fans & air shroud		
Power supply	645W with low-noise fan speed control		
Front Panel LEDs	Power LED, hard drive activity LED, 2 network activity LEDs & system overheat LED & power fail LED		
Front Panel Buttons	Power On/Off button & System Reset button		
Dimensions	W x H x D: 17.8"(452mm) x 7"(178mm) x 25.5" (648mm)    Packing: 24.6" x 14" x 31.3"		
Rail (optional)	Extendable lengths 26" to 38.25"		
Temperature	Operating 10 - 35°C (50° to 95°F)    non-operating -40 - +70°C (-40° to 158°F)		
Humidity	Operating 8 - 90% non-condensing    non-operating 5 - 95% non-condensing		

● Optimized   ● Compatible   ● Certain configuration   ● <45W CPU optimized   ● <45W CPU compatible

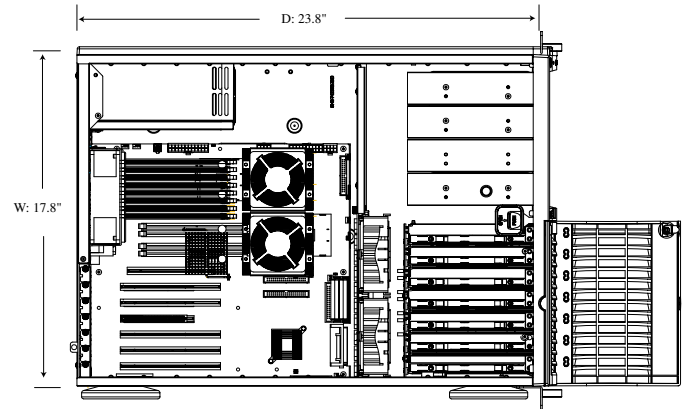
Model	MB Max. 12" x 13"			Drive	Cooling System	Power Supply	+5V +12V		Gross Weight
	X7	X6	X5						
SC743S1-645	●	●	●	8 SCA	4 x 5000rpm fans	645W with low-noise fan speed control	30	46	55 lbs
SC743T-645	●	●	●	8 SAS/SATA	4 x 5000rpm fans	645W with low-noise fan speed control	30	46	55 lbs
SC743i-645	●	●	●	8 fixed	4 x 5000rpm fans	645W with low-noise fan speed control	30	46	55 lbs

Optional Kit	Model Part #	Description
Mounting Rails	CSE-PT26(B)	4U Chassis Rail Kit (Includes Side Handles) (B = Black)
Peripheral Drives	FPD-PNSC-02 (01)	Panasonic 3.5" 1.44MB Floppy Drive (01 = Black)

# SC742 4U /Tower Rackmount High-End Chassis

SC742S/SC742T/SC742TQ

Mechanical Drawing



## Features

4U rackmount or Tower, 7 hot-swap drive bays & 7 expansion slots

## Specifications

Form Factor	4U chassis support for max. motherboard size - 12" x 13" E-ATX
CPU support	Dual Xeon, Pentium D & Pentium 4
Expansion	7 expansion slots
Peripheral Drives	3 x 5.25" drive bays, 1 floppy drive bay & 2 front USB ports (SC742i-450 only)
Drive Bays	SC742S-600: 7 x 3.5" dual-channel (3 + 4) hot-swap SCA drive bays w/SAF-TE compliant & 4 x 5.25" drive bays SC742S-500/420: 7 x 3.5" hot-swap SCA drive bays & 4 x 5.25" drive bays SC742T-650: 7 x 3.5" hot-swap SAS/SATA drive bays & 4 x 5.25" drive bays SC742i-450/600/420/300: 7 fixed drive bays & 4 x 5.25" drive bays
Cooling System	SC742S-600/500/420/T/TQ-550: 2 x 9cm hot-swap cooling fans & 1 x 12cm exhaust fan SC742i-450/300: 1 x 9cm hot-swap cooling fans & 1 x 12cm exhaust fans
Dimensions	W x H x D: 17.8"(452mm) x 7"(178mm) x 23.8" (605mm) Packing: 24.6" x 14" x 29.9"
Front Panel Buttons	Power On/Off button, System Reset button & NMI
Front Panel LEDs	Power LED, hard drive activity LED, 2 network activity LEDs, system overheat LED & power fail LED
Rail (optional)	Extendable lengths 26" to 38.25"
Temperature	Operating 10 - 35°C (50° to 95°F) non-operating -40 - +70°C (-40° to 158°F)
Humidity	Operating 8 - 90% non-condensing non-operating 5 - 95% non-condensing

● Optimized   ● Compatible   ● Certain configuration   ● <45W CPU optimized   ● <45W CPU compatible

Model	Motherboard (Max. 12" x 13")						Drive	Cooling System	Power Supply		Gross Weight	
	X7	X6	X5	PD	P8	P4			+5V	+12V		
SC742S-600	●	●	●	●	●	●	7 (3 + 4) dual-channel SCAw/SAF-TE	2 x 9cm & 1 x 12cm	600W + 300W triple redundant	30	40	56 lbs
SC742S-500		●	●	●	●	●	7 SCA	2 x 9cm & 1 x 12cm	500W + 250W triple-redundant	40	32	56 lbs
SC742S-420		●	●	●	●	●	7 SCA	2 x 9cm & 1 x 12cm	420W redundant cooling fan	30	30	49 lbs
SC742T-650	●	●	●	●	●	●	7 SAS/SATA	2 x 9cm & 1 x 12cm	650W redundant cooling	30	46	49 lbs
SC742i-450		●	●	●	●	●	7 fixed	1 x 9cm & 1 x 12cm	450W low-noise redundant cooling	30	34	49 lbs
SC742i-600	●	●	●	●	●	●	7 fixed	2 x 9cm & 1 x 12cm	600W + 300W triple redundant	30	40	54 lbs
SC742i-420		●	●	●	●	●	7 fixed	2 x 9cm & 1 x 12cm	420W redundant cooling fan	30	30	49 lbs
SC742i-300						●	7 fixed	1 x 9cm & 1 x 12cm	300W	30	15	45 lbs

Optional Kit	Model Part #	Description
Mounting Rails	CSE-PT26(B)	4U Chassis Rail Kit (Includes Side Handles) (B = Black)
Peripheral Drives	FPD-PNSC-02 (01)	Panasonic 3.5" 1.44MB Floppy Drive (01 = Black)
Front USB	CSE-PT29(B)	Front side USB Kit (USB 2.0)

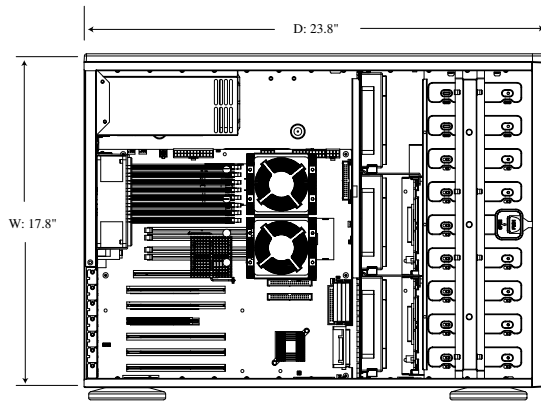


# SC942 4U / Tower rackmount high-end Server chassis

SC942S View



Mechanical Drawing



## Features

Up to 15 hot-swap drive bays, 7 expansion slots & 760W triple redundant power supply

## Specifications

Form Factor	4U chassis support for max. motherboard size - 12" x 13" E-ATX		
CPU support	Dual Xeon		
Expansion	7 expansion slots		
Peripheral Drives	2 front USB ports (SC942i-R760/600/500)		
Drive Bays	SC942S-600: 10 x 3.5" dual-channel (5 + 5) SCA hot-swap drive bays with SAF-TE compliant (up to 15 x 3.5") & 3 x 5.25" drive bays SC942i-R760/550/600: 9 x 5.25" drive bays		
Cooling System	SC942S-600/SC942i-R760/600: 3 x 12cm hot-swap cooling fans & 1 x 12cm exhaust fan SC942i-550/650: 2 x 12cm hot-swap cooling fans & 1 x 12cm low-noise exhaust fan		
Front Panel LEDs	Power LED, hard drive activity LED, 2 network activity LEDs, system overheat LED & power fail LED		
Front Panel Buttons	Power On/Off button & System Reset button		
Dimensions	W x H x D: 17.8"(452mm) x 7"(178mm) x 23.8" (605mm)    Packing: 25" x 14" x 29.9"		
Rail (optional)	Extendable lengths 26" to 38.25"		
Temperature	Operating 10 - 35°C (50° to 95°F)    non-operating -40 - +70°C (-40° to 158°F)		
Humidity	Operating 8 - 90% non-condensing    non-operating 5 - 95% non-condensing		

● Optimized    ● Compatible    ● Certain configuration    ● <45W CPU optimized    ● <45W CPU compatible

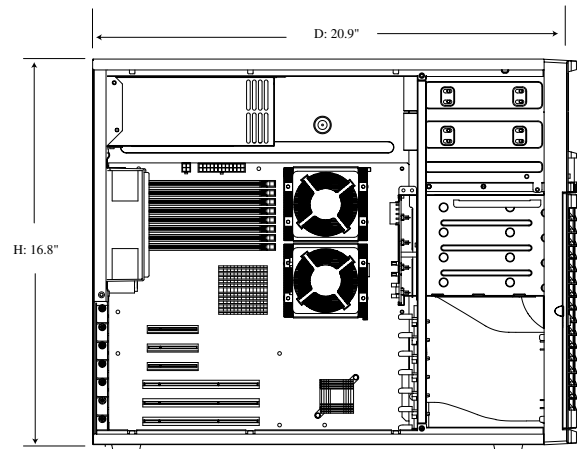
Model	MB Max. 12" x 13"			Drive	USB	Cooling System	Power Supply	+5V +12V		Gross Weight
	X7	X6	X5							
SC942S-600	●	●	●	10 dual-channel (5+5) SCA with SAF-TE & 3 x 5.25"	Opt.	4 x 12cm fans	600W + 300W triple redundant	30	40	64 lbs
SC942i-R760	●	●	●	9 x 5.25"	Yes	4 x 12cm fans	760W + 380W triple redundant w/ I <sup>2</sup> C	36	50	66 lbs
SC942i-650	●	●	●	9 x 5.25"	Yes	3 x 12cm fans	650W redundant cooling fan	30	46	49 lbs
SC942i-600	●	●	●	9 x 5.25"	Yes	4 x 12cm fans	600W + 300W triple redundant	30	40	50 lbs

Optional Kit	Model Part #	Description
Front USB Kit	CSE-PT29(B)	2 Ports Front USB Kit
Mobile Rack	CSE-M35T1	SATA Mobile Rack 3 x 5.25" Openings to 5 x 3.5" Drives
	CSE-M34S	SCSI Mobile Rack 3 x 5.25" Openings to 4 x 3.5" Drives
	CSE-M34T	SATA Mobile Rack 3 x 5.25" Openings to 4 x 3.5" Drives
	CSE-M28E1	SAS/SATA Mobile Rack 2 x 5.25" Openings to 8 x 2.5" Drives
	CSE-M28E2	SAS/SATA Mobile Rack 2 x 5.25" Openings to 8 x 2.5" Drives
Mounting Rails	CSE-PT26(B)	4U Chassis Rail Kit (Includes Side Handles)
Peripheral Drives	FPD-PNSC-02 (01)	Panasonic 3.5" 1.44MB Floppy Drive (beige)

# SC733 *Mid-Tower Workstation Chassis*

SC733T/733TQ

Mechanical Drawing



## Features

4 hot-swap drives support, 7 expansion slots & 645W power supply w/low-noise fan speed control

## Specifications

Form Factor	Mid-tower chassis support for max. motherboard size - 12" x 13" E-ATX		
CPU support	Dual Xeon, Pentium D & Pentium 4		
Expansion	7 expansion slots		
Peripheral Drives	2 front USB ports & floppy		
Drive Bays	SC733T-645/450/350 & SC733TQ-645: 4 x 3.5" hot-swap SAS/SATA drive bays with SES2 & 2 x 5.25" drive bays SC733i-645/450/300: 4 x 3.5" fixed & 2 x 5.25" drive bays		
Cooling System	SC733T/i-645: 1 x 12cm & 1 x 9cm 4-wire Pulse Width Modulated (PWM) fans SC733T/i-450/350: 1 x 12cm exhaust thermal fan & 1 x 9cm cooling thermal fan SC733i-300: 1 x 12cm exhaust thermal fan		
Dimensions	H x W x D: 16.8"(427mm) x 7"(178mm) x 20.9" (531mm) Packing: 24.2" x 12.8" x 26.4"		
Front Panel LEDs	Power LED, hard drive activity LED, network activity LEDs & system overheat LED		
Front Panel Buttons	Power On/Off button & System Reset button		
Temperature	Operating 10 - 35°C (50° to 95°F) non-operating -40 - +70°C (-40° to 158°F)		
Humidity	Operating 8 - 90% non-condensing non-operating 5 - 95% non-condensing		

● Optimized ● Compatible ● Certain configuration ● <45W CPU optimized ● <45W CPU compatible

Model	Motherboard (Max. 12" x 13")						Drive	Cooling System	Power Supply	Gross Weight
	X7	X6	X5	PD	P8	P4				
SC733T/TQ*-645	●	●	●	●	●	●	4 SAS/SATA w/SES2	1x12cm & 1x9cm PWM fans	645W w/low-noise fan speed control	40 lbs
SC733i-645	●	●	●	●	●	●	4 fixed	1x12cm & 1x9cm PWM fans	645W w/low-noise fan speed control	40 lbs
SC733T-450		●	●	●	●	●	4 SAS/SATA	1x12cm & 1 x 9cm fans	450W w/low-noise redundant cooling	37 lbs
SC733T-350						●	4 SAS/SATA	1x12cm & 1 x 9cm fans	350W	38 lbs
SC733i-450		●	●	●	●	●	4 fixed	1x12cm & 1x9cm fans	450W w/low-noise redundant cooling	37 lbs
SC733i-300						●	4 fixed	1x12cm fan	300W	39 lbs

\* SC733TQ-645 chassis with SES2 only

# 2.5" SAS/SATA Mobile Rack

## High performance, Scalability & Flexibility

For next generation enterprise server/storage solutions

### Key Features

- ✓ 8 x 2.5" SFF hot-swappable SAS and SATA drive bays
- ✓ Supports 3 Gb/s SAS and SATA data transfer rates
- ✓ Universal connection-works w/ SAS and SATA drives
- ✓ Supports dual port SAS drives for redundancy
- ✓ Cascade up to 16 mobile racks
- ✓ 80mm exhaust fan for system cooling



### SAS/SATA Mobile Rack Specifications

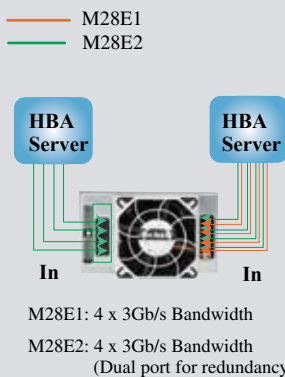
SAS/SATA Mobile Rack	SUPER CSE-M28E1	SUPER CSE-M28E2
<b>Max. Bandwidth</b>	4 x 3Gb/s	4 x 3Gb/s (Dual port)
<b>Cascadable</b>	Capable of 144 routing table entry	Capable of 144 routing table entry
<b>Occupancy</b>	2 x 5.25" drive bays	2 x 5.25" drive bays
<b>Capacity</b>	8 x 2.5" hot-swap SAS/SATA hard drives	8 x 2.5" hot-swap SAS/SATA hard drives
<b>Daughter card</b>	1 expander chip	2 expander chips
<b>Cooling Subsystem</b>	80mm exhaust fan	80mm exhaust fan
<b>System Monitoring</b>	. Overheat LED & alarm . Fan failure LED & alarm . Drive Activity LED	. Overheat LED & alarm . Fan failure LED & alarm . Drive Activity LED
<b>Dimensions (W x H x D)</b>	5.8" (147mm) x 3.4" (86mm) x 8.7" (220mm)	
<b>Gross Weight</b>	6 lbs	6 lbs
<b>Cables</b>	CBL-0116: Mini SAS 4i fan-out cable, CBL-0103: SAS 4i fan-out cable (CBL-0101 cascade crossover cable optional)	




Available Colors  beige  
 black

### Configurations

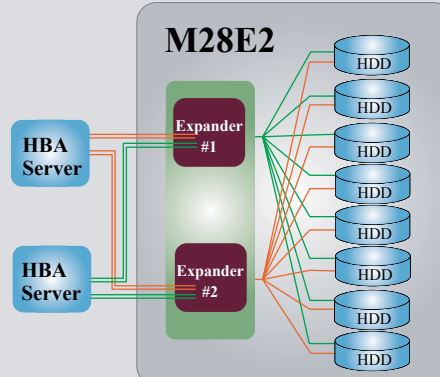
#### High Performance (Max. Throughput)



#### High Capacity (Cascadable)



#### High Availability (Dual port for redundancy)



## M28T/M28TS SATA Mobile Rack Specifications



SAS/SATA Mobile Rack	SUPER <sup>®</sup> CSE-M28T	SUPER <sup>®</sup> CSE-M28TS
<b>Occupancy</b>	2 x 5.25" drive bays	2 x 5.25" drive bays
<b>Capacity</b>	8 x 2.5" hot-swap SAS/SATA hard drives	8 x 2.5" hot-swap SAS/SATA hard drives
<b>Daughter card</b>	N/A	AMI chip with SES-2
<b>Cooling Subsystem</b>	80mm exhaust fan	80mm exhaust fan
<b>System Monitoring</b>	. Overheat LED & alarm . Drive activity LED	. Overheat LED & alarm . Fan failure & alarm . Drive activity & failure LED
<b>Dimensions (W x H x D)</b>	5.8" (147mm) x 3.4" (88mm) x 8.7" (220mm)	
<b>Gross Weight</b>	6 lbs	6 lbs

## M14T/M14TS SAS/SATA Mobile Rack Specifications



SAS/SATA Mobile Rack	SUPER <sup>®</sup> CSE-M14T	SUPER <sup>®</sup> CSE-M14TS
<b>Occupancy</b>	1 x 5.25" drive bays	1 x 5.25" drive bays
<b>Capacity</b>	4 x 2.5" hot-swap SAS/SATA hard drives	4 x 2.5" hot-swap SAS/SATA hard drives
<b>Daughter card</b>	N/A	Vitesse chip with SES-2
<b>Cooling Subsystem</b>	40mm exhaust fan	40mm exhaust fan
<b>System Monitoring</b>	. Overheat LED & alarm . Drive activity LED	. Overheat LED & alarm . Fan failure LED & alarm . Drive activity & failure LED
<b>Dimensions (W x H x D)</b>	5.8" (147mm) x 1.7" (43mm) x 7.9" (200mm)	
<b>Gross Weight</b>	4 lbs	4 lbs

## SCSI & Serial ATA Mobile Racks Specifications



SCSI/SAS/SATA Mobile Rack	SUPER <sup>®</sup> CSE-M35S	SUPER <sup>®</sup> CSE-M35T-1/CSE-M35TQ*
<b>Occupancy</b>	3 x 5.25" drive bays	3 x 5.25" drive bays
<b>Capacity</b>	5 x 1" hot-swap SCA U320/160 hard drives with SAF-TE built-in	5 x 3.5" hot-swap SAS/SATA hard drives with SES2
<b>Cooling Subsystem</b>	90mm exhaust fan	90mm exhaust fan
<b>System Monitoring</b>	. Fan fail detection LED & alarm . Overheat LED indication alarm . Drive fail alarm & indication . Built-in termination	. Fan fail detection LED & alarm . Overheat LED indication . Drive activity LED
<b>Dimensions (W x H x D)</b>	5.8" (147mm) x 5" (127mm) x 9.7" (246mm)	
<b>Gross Weight</b>	7.5 lbs	7.5 lbs

\* SES2 is only available on CSE-M35TQ model

## SCSI & Serial ATA Mobile Racks Specifications



SCSI/SATA Mobile Rack	SUPER <sup>®</sup> CSE-M34S (CSE-031)	SUPER <sup>®</sup> CSE-M34T
<b>Occupancy</b>	3 x 5.25" drive bays	3 x 5.25" drive bays
<b>Capacity</b>	4 x 3.5" hot-swap SCA Ultra320/160 hard drives	4 x 3.5" hot-swap SATA hard drives
<b>Cooling Subsystem</b>	90mm exhaust fan	90mm exhaust fan
<b>System Monitoring</b>	. Fan fail detection LED and alarm . Overheat LED indication alarm . Built-in termination	. Fan fail detection LED and alarm . Overheat LED indication alarm . Drive activity LED
<b>Dimensions (W x H x D)</b>	5.8" (147mm) x 5" (127mm) x 9.7" (246mm)	
<b>Gross Weight</b>	6.8 lbs	6.8 lbs

# Storage Adapters

## All-in-One Zero-channel RAID Cards

### Key RAID Features

- RAID detection, buildup, delete, error detection
- Background initialization
- Hot-spare disk drive support for easy replacement
- Hot-spare disk support with automatic rebuild
- S.M.A.R.T support
- Supports bootable arrays via jumper
- Storage management utility
- RAID configuration utility

### Advantages

- Support SAS, SATA and SCSI modes (interchangeable via jumper settings)
- Utilize motherboard's existing SAS/SATA/SCSI host controller
- Eliminate the need of a SAS/SATA/SCSI I/O chip on motherboard. Save on cost of a regular RAID card
- Offer high-speed throughput, scalability and space-saving/cost-effective hardware RAID solution

### Low-Profile All-in-One Zero-Channel RAID Card

AOC-LP2CR2 **NEW!**

#### Zero-Channel RAID Card



SBS2 Feature	<ul style="list-style-type: none"> <li>· Provide disk drive activity, failure, presence &amp; hot-spare indication for each drive slot</li> <li>· Provide buzzer/alarm control output</li> <li>· Temperature monitoring</li> </ul>
Compatible Controllers	<ul style="list-style-type: none"> <li>· Adaptec AIC-9410W SAS Host Controller (8-port)</li> <li>· Adaptec AIC-8130 or AIC-8140 SATA Host Controller (4 or 8-port)</li> <li>· Adaptec AIC-7902 Dual Channel Ultra320 SCSI</li> <li>· AMI MG-9072 or AMI MG-9071 (4 or 8-port) SAS/SATA management chip</li> </ul>
Processor	Intel 600 MHz Verde I/O Processor
Data Transfer Rate	SAS/SATA up to 300MB/sec per port; SCSI up to 320MB/sec per channel
RAID Levels	0, 1, 10, 5, JBOD; 50 (SAS mode only)
Cache Memory	256MB onboard ECC DDR memory
Bus Type	64-bit/PCI-X 100MHz
Dimensions	2.5" x 6.6" (W xH)

### Low-Profile All-in-One Zero-Channel RAID Card

AOC-LP2CR1

#### Zero-Channel RAID Card



Compatible Controllers	<ul style="list-style-type: none"> <li>· Adaptec AIC-9410W SAS Host Controller (8-port)</li> <li>· Adaptec AIC-8130 or AIC-8140 SATA Host Controller (4 or 8-port)</li> <li>· Adaptec AIC-7902 Dual Channel Ultra320 SCSI</li> </ul>
Processor	Intel 400 MHz Verde I/O Processor
Data Transfer Rate	SAS/SATA up to 300MB/sec per port; SCSI up to 320MB/sec per channel
RAID Levels	0, 1, 10, 5, JBOD; 50 (SAS mode only)
Cache Memory	64MB onboard ECC DDR memory
Bus Type	64-bit/PCI-X 100MHz
Dimensions	2.5" x 6.6" (W xH)

### Socket DIMM All-in-One Zero-Channel RAID Card

AOC-SO2CR1

#### Zero-Channel RAID Card



Compatible Controllers	<ul style="list-style-type: none"> <li>· Adaptec AIC-9410W SAS Host Controller (8-port)</li> <li>· Adaptec AIC-8130 or AIC-8140 SATA Host Controller (4 or 8-port)</li> <li>· Adaptec AIC-7902 Dual Channel Ultra320 SCSI</li> </ul>
Processor	Intel 400 MHz Verde I/O Processor
Data Transfer Rate	SAS/SATA up to 300MB/sec per port; SCSI up to 320MB/sec per channel
RAID Levels	0, 1, 10, 5, JBOD; 50 (SAS mode only)
Cache Memory	64MB onboard ECC DDR memory
Bus Type	64-bit/PCI-X 100MHz
Dimensions	3.2" x 3.8" (W xH)

# Storage Adapters

## Low-profile RAID design

### AOC-2020SA

### SATA Zero-Channel RAID Card



Key RAID Features	<ul style="list-style-type: none"> <li>. Background initialization</li> <li>. S.M.A.R.T. support</li> <li>. Enclosure management support</li> <li>. Hot-swap disk drive support for easy replacement</li> <li>. Hot-spare disk support with automatic rebuild</li> <li>. Supports bootable arrays</li> </ul>
Processor	Intel 400 MHz Verde I/O processor
Onboard Controller	Adaptec AIC-8130 or AIC-8140 SATA Host Controller (4 or 8-port)
Device Support	1 SATA Hard Disk Drive per port
Data Transfer Rate	Up to 300MB/sec per port
RAID Levels	0, 1, 10, 5, JBOD; 50 (SAS mode only)
Cache Memory	64MB onboard ECC DDR memory
Bus Type	64-bit/PCI-X 100MHz

## Credit card size SO-DIMM RAID design

### AOC-2025SA

### SATA Zero-Channel RAID Card



Key RAID Features	<ul style="list-style-type: none"> <li>. Background initialization</li> <li>. S.M.A.R.T. support</li> <li>. Enclosure management support</li> <li>. Hot-swap disk drive support for easy replacement</li> <li>. Hot-spare disk support with automatic rebuild</li> <li>. Supports bootable arrays</li> </ul>
Processor	Intel 400MHz Verde I/O processor
Onboard Controller	Adaptec AIC-8130 or AIC-8140 SATA host controller
Device Support	1 SATA Hard Disk Drive per port
Data Transfer Rate	Up to 300 MB/sec per port
RAID Levels	0, 1, 10, 5, JBOD
Cache Memory	64 MB onboard ECC DDR Memory
Bus Type	64-bit/PCI-X 100MHz

## Affordable PCI-X Marvell Hercules-2 8-port, Low-profile card

### AOC-SAT2-MV8

### 8-port SATA Low-profile Card



Key RAID Features	<ul style="list-style-type: none"> <li>. Affordable, easy-install, eight-port Serial-ATA card</li> <li>. Storage arrays for Network Attached Storage (NAS) and Nearline Backup</li> <li>. Supports bootable arrays</li> </ul>
Onboard Controller	Marvell Hercules-2 88SX6081 SATA Host Controller
Device Support	Up to 8 Serial-ATA disk drives, activity LED indicated for each drive (LED cables not included)
Data Transfer Rate	Up to 300MB/sec per port
RAID Levels	Software RAID supported
Bus Type	64-bit/PCI-X 133MHz
Internal Connectors	8 Serial ATA connectors
Cables in Kit	8 x 2-ft Serial-ATA cables

## Low-profile RAID design


### AOC-2020SAH1

### SATA Zero-Channel RAID Card





Key RAID Features	<ul style="list-style-type: none"> <li>. Background initialization</li> <li>. S.M.A.R.T. support</li> <li>. Hot-swap disk drive support for easy replacement</li> <li>. Hot-spare disk support with automatic rebuild</li> <li>. Supports bootable arrays</li> </ul>
Processor	Intel 400MHz Verde I/O processor
Onboard Controller	Adaptec AIC-8110 or AIC-8120 SATA host controller
Device Support	1 SATA Hard Disk Drive per port
Data Transfer Rate	Up to 150 MB/sec per port
RAID Levels	0, 1, 10, 5, JBOD
Cache Memory	64 MB onboard ECC DDR Memory
Bus Type	64-bit/PCI 66MHz

# Heatsink



Model Part#	SNK-P0017	SNK-P0009	SNK-P0019
Application System	1U Form Factor	1U Form Factor	1U Form Factor
CPU Type	Intel Xeon (1333/1066/667FSB)	Intel Xeon (800FSB)	Intel Pentium D processor LV
Socket Type	LGA 771	604 pin	479 pin
Heat Sink Material	Copper base/Copper stacked fin	Copper base/Copper stacked fin	Aluminium Fin
Cooler Dimension	3.5"L x 3.1" W x 1.1" H	3.5"L x 3.1" W x 1.1" H	2" L x 2.5" W x 1.2" H
Mounting Method	Screw + Spring	Screw + Spring	Screw + Spring



Model Part#	SNK-P0003	SNK-P0004	SNK-0039	SNK-P0040
Application System	1U Form Factor	1U Form Factor	1U Form Factor	1U Form Factor
CPU Type	Intel Xeon (533/400FSB)	Intel Xeon (533/400FSB)	Intel Xeon (533/400FSB)	Intel Xeon (533/400FSB)
Socket Type	603/604 pin	604/603 pin	604 pin	604 pin
Heat Sink Material	Copper base/Copper stacked fin	Copper base/Copper stacked fin with single wing	Aluminium Fin	Copper skived fin
Cooler Dimension	3.5" L x 3.1" W x 1.1" H	3.5" L x 3.1" W x 1.1" H	2.6" L x 2.5" W x 1.1" H	3.5" L x 2.8" W x 1.5" H
Mounting Method	Clip	Clip	Clip	Screw + Spring



Model Part#	SNK-P0018	SNK-P0010	SNK-P0016	SNK-P0011
Application System	2U (+) Form Factor	2U (+) Form Factor	1U Form Factor	1U Form Factor
CPU Type	Intel Xeon (1333/1066/667FSB)	Intel Xeon (800FSB)	Intel Pentium D (667FSB)	Intel Pentium (LGA775)
Socket Type	LGA 771	604 pin	Socket T (LGA 775)	Socket T (LGA 775)
Heat Sink Material	Copper base/Copper stacked fin	Copper base/Copper stacked fin	Copper base/Copper stacked fin	Copper base/Copper stacked fin
Cooler Dimension	3.5" L x 2.8" W x 1.5" H	3.5" L x 2.8" W x 1.5" H	3.5" L x 3.1" W x 1.1" H	3.5" L x 3.5" W x 1.1" H
Mounting Method	Screw + Spring	Screw + Spring	Screw + Spring	Screw + Spring



Model Part#	SNK-P0002	SNK-0032	SNK-0046	SNK-P0001
Application System	1U Form Factor	1U Form Factor	1U Form Factor	2U (+) Form Factor
CPU Type	Intel Pentium 4 (800FSB)	Intel Pentium 4 (533/400FSB)	Intel Itanium 2	Intel Itanium 2
Socket Type	478 pin	478 pin	mPGA700 ZIF	mPGA700 ZIF
Heat Sink Material	Copper base/Copper stacked fin	Aluminium Fin	Copper skived fin	Copper base/Copper stacked fin
Cooler Dimension	3.6" L x 3" W x 1.2" H	3.5" L x 2.5" W x 1.2" H	3.5" L x 3.1" W x 0.8" H	3.5" L x 3.1" W x 1.6" H
Mounting Method	Screw + Spring	Clip	Screw + Spring/Retention module	Screw + Spring

# Heatsink & Fan



Model Part#		SNK-P0020A4	SNK-P0008A	SNK-P0008A4
Description		Active heatsink for Xeon 1333/1066/667FSB 3U and above	Active heatsink for Xeon 800FSB 3U and above	Active heatsink for Xeon 800FSB 3U and above
Dimension		3.5" L x 3.1" W x 3.3" H	3.5" L x 3.1" W x 3.3" H	3.5" L x 3.1" W x 3.3" H
Connector		4 pin PWM	3 pin	4 pin PWM
Net Weight		1145g	1145g	1145g
Heatsink	Material	Copper base/Copper stacked fin with aluminium cover	Copper base/Copper stacked fin with aluminium cover	Copper base/Copper stacked fin with aluminium cover
	Airflow Direction	Top	Top	Side
Fan	Dimension (mm)	2.8" L x 2.8" W x 0.9" H	2.8" L x 2.8" W x 0.9" H	2.8" L x 2.8" W x 0.9" H
	Bearing Type	2 ball	2 ball	
	Speed	5800 RPM	5800 RPM	5800 RPM
	Max. Airflow	40.8CFM	40.8CFM	40.8CFM
	Rated Voltage	DC 12V	DC 12V	DC 12V
	Input Current	0.40A	0.40A	0.40A
Noise Level		51 dBA	51 dBA	51 dBA



Model Part#		FAN-0042-CU	FAN-050-CFT	FAN-0042-CF	SNK-P0015A4
Description		Active heatsink for Xeon 533/400FSB 3U and above	Active heatsink for Xeon 533/400FSB 3U and above	Active heatsink for Xeon with 533/400FSB 3U and above	Passive heatsink for Pentium D 1066MHz 2U and above
Dimension		3.5" L x 2.7" W x 2.6" H	3.5" L x 3.1" W x 3.1" H	3.5" L x 2.7" W x 2.6" H	2.8" L x 2.8" W x 1.7" H
Connector		3 pin	3 pin	3 pin	4 pin PWM
Net Weight		580g	542g	495g	
Heatsink	Material	Copper crimped fin/ Copper based	Copper base	Aluminium base/ Copper stacked fin	Copper Pillar/Aluminium extrude fin with push pin
	Airflow Direction	Side	Top	Side	Top
Fan	Dimension (mm)	2.4" L x 2.4" W x 0.6" H	2.4" L x 2.4" W x 0.9" H	2.8" L x 2.8" W x 0.9" H	3.7" L x 3.7" W x 1" H
	Bearing Type	2 Ball	2 Ball	2 Ball	2 ball
	Speed	4800 RPM	3600 ~ 7200 RPM	4800 RPM	4200 RPM
	Max. Airflow	22 CFM	35.2 CFM	19.7 CFM	42.73 CFM
	Rated Voltage	DC 12V	DC 12V	DC 12V	DC 12V
	Input Current	0.26A	0.40A	0.20 A	0.44A
Noise Level		35 dBA	42 dBA	35 dBA	45 dBA



# Riser Card

## Left Slot



Model Part#	RSC-R1UXE-E16	CSE-RR1U-X	CSE-RR1U-EL	CSE-RR1U-E16	CSE-RR1U-ELi
Form Factor	1U	1U	1U	1U	1U
Fit Type	Universal PCI	PCI-X	Universal PCI	PCI-Express x16	Universal for PDSMi only
Output Type	PCI-E	PCI-X	PCI-Express	PCI-Express	PCI-Express
Speed Type	PCI-E x16	133/100/66/33MHz	PCI-Express x8	PCI-Express x16	PCI-Express x8
Position	Left slot	Left slot	Left slot	Left slot	Left slot
Chassis	SC815, SC813, SC812	SC811, SC812, SC813, SC814	SC811, SC812, SC813, SC814	SC811, SC812, SC813	SC811F, SC512F, SC513F

## Left Slot



Model Part#	RSC-R1UEP-A2X	CSE-RR1U-E8	RSC-RR1U-32L	CSE-RR1U-EHT	CSE-RR1U-Xi
Form Factor	1U	1U	1U	1U	1U
Fit Type	PCI-E x16	PCI-E x8	PCI-32 for PDSML-LN2/LN1	PCI-E x16 & PCI-E x8	PCI-X for PDSMi only
Output Type	2 PCI-X	PCI-E x8	PCI-32	PCI-E x16 or PCI-E x8	PCI-X
Speed Type	133/100/66/33MHz	PCI-E x8	33MHz	PCI-E x8 or HyperTransport	133/100/66/33 MHz
Position	Left slot	Left slot	Left slot	Left slot	Left slot
Chassis	SC819	SC811, SC812, SC813, SC818+	SC811, SC512, SC513, SC813M	SC811, SC812, SC813	SC811F, SC512F, SC513F

## Right Slot



Model Part#	RSC-R2UE-2E4R	CSE-RR1U-XLP	CSE-RR1U-XR	CSE-RR1U-ELP	CSE-RR1U-ER
Form Factor	2U	1U	1U	1U	1U
Fit Type	PCI-E x8	PCI-X	PCI-X	Universal PCI	Universal PCI
Output Type	2 PCI-E	PCI-X low-profile	PCI-X full-size	PCI-Express	PCI-Express
Speed Type	2 PCI-E x4	133/100/66/33MHz	133/100/66/33MHz	PCI-Express x8 low-profile	PCI-Express x8 low-profile
Position	right slot	right slot	right slot	right slot	right slot
Chassis	SC825	SC812, SC813	SC814, SC816	SC812, SC813	SC814, SC816

## Left Slot



Model Part#	CSE-R2UXE-X2E8	CSE-RR2U-X33	CSE-RR2UE-AX	CSE-RR2U-PS	CSE-RR2U-LE
Form Factor	2U Passive Riser	2U Passive Riser	2U Active Riser	2U Active	2U Active
Fit Type	Universal	PCI-X	PCI Express x8 with SEPC	SXB slot for Intel-based MB	SXB slot for ServerWorks-based MB
Output Type	1 PCI-X & 2 PCI-E	2 slots PCI-X	3 slots PCI-X	3 slots PCI-X	3 slots PCI-X
Speed Type	133MHz & 2 PCI-E x8	133/100/66MHz	133/100/100MHz	133/100/66MHz	133/100/66MHz
Position	left slot	left slot	left slot	left slot	left slot
Chassis Type	SC825	2U	2U	2U	2U

# Front Bezel



## 1U LCD Bezel Key Features

- . Compatible with SC813, SC813M, SC814, SC815, SC816 series
- . 6 Function buttons (Up, Down, Left, Right, Select, Cancel)
- . 2-lines x 16-character backlit LCD
- . USB interface
- . User programmable (Linux application programming interface provided)
- . Requires removal of floppy drive to install LCD bezel
- . Key lock for security

### SC813, SC814 SC815, SC816



Model Part#	MCP-210-00007-02 (OEM)	MCP-210-00007-01 (OEM)
Fit Type	1U Rackmount	1U Rackmount
Compatible Chassis	SC813/SC813M/SC814/SC815/SC816 series	SC813/SC813M/SC814/SC815/SC816 series

### SC813



Model Part#	CSE-PTFB-813	CSE-PTFB-813B
Fit Type	1U Rackmount	1U Rackmount
Compatible Chassis	SC813 series	SC813 series

### SC813



Model Part#	CSE-PTFB-813-02	CSE-PTFB-813-02B
Fit Type	1U Rackmount	1U Rackmount
Compatible Chassis	SC813 series	SC813 series

### SC812



Model Part#	CSE-PTFB-812	CSE-PTFB-812B
Fit Type	1U Rackmount	1U Rackmount
Compatible Chassis	SC812 series	SC812 series

### SC814



Model Part#	CSE-PTFB-814	CSE-PTFB-814B
Fit Type	1U Rackmount	1U Rackmount
Compatible Chassis	SC814/SC816 series	SC814/SC816 series

### SC822/SC823



Model Part#	CSE-PTFB-820	CSE-PTFB-820B
Fit Type	2U Rackmount	2U Rackmount
Compatible Chassis	SC822/SC823 series	SC822/SC823 series

# Server Remote Management

## SIM (Supermicro Intelligent Management)

### Featuring IPMI 2.0 Server Remote Management with KVM-Over-LAN

IPMI (Intelligent Platform Management Interface) is a hardware-level interface specification that defines a common, abstract message-based interface to platform monitoring and control functions. Providing peace of mind to the customers, SIM (Supermicro Intelligent Management) module implements IPMI 2.0 technology to provide remote access, monitoring and administration for Supermicro server platforms. With SIM, server administrators can view a server's hardware status remotely, receive an alarm automatically if a failure occurs, and power cycle a system that is non-responsive.

#### How does it work?

IPMI defines the protocols used for interfacing with an embedded service processor. This service processor is called Baseboard Management Controller (BMC) and resides on a server motherboard or in the chassis of a blade server or telecom platform. A BMC links to a main processor and other onboard elements via a simple serial bus.

#### What does it do?

Supermicro Intelligent Management (SIM) module monitors onboard instrumentation such as temperature sensors, power status, voltages and fan speed, and provides remote power control capabilities to reboot and/or reset the server. It also includes remote access to the BIOS configuration and operating system console information via SOL (Serial over LAN) or embedded KVM capabilities. Because the controller is a separate processor, the monitoring and control functions work regardless the CPU is operating or the system is powered on.

#### Anytime and Anywhere

An administrator accesses the BMC by using an IPMI-compliant management application loaded on a PC or via a web interface on a management appliance that includes IPMI management and KVM. The IPMI protocol leverages an out-of-band network (typically dedicated for server monitoring and management), which provides a flawless and secure path for mission-critical applications when regular in-band connectivity is lost or unresponsive. IPMI messages follow the same format whether they are received through an operating system or are sent and received out-of-band.

#### Additional features

SIM featuring the IPMI 2.0 specification supports Serial over LAN to redirect serial console functionality into IPMI over IP. Administrators can then gain full remote access to text-based system information and control for BIOS, utilities, operating systems and applications. IPMI 2.0 also offers major security enhancements. In summary, SIM includes the following key features.

- . Embedded microprocessor providing optional out-of-band KVM capabilities, extending the use of a single keyboard/monitor/mouse to the entire network.
- . Enhanced authentication support that provides stronger processes for establishing secure remote sessions and authenticating users.
- . Enhanced encryption support that allows for secure remote password configuration and protects sensitive system data when transferred over the network.

#### Key Features

- . IPMI with KVM Over LAN
- . Serial Over LAN (SOL)
- . VSC 2.0 supports Video solutions up to 1600 x 1200 @ 60Hz
- . Virtual media over LAN (virtual USB floppy/CD and drive redirection)
- . LAN Alert- SNMP Trap
- . Event Log
- . OS Independent
- . Hardware Health Monitor
- . Remote Power Control
- . Management Tools - IPMIView, CLI (Command Line Interface)
- . Support RMCP & RMCP+ protocols



Model	SIMLP (+)	SIMSO (+)	SIMIU (+)	SIMLC (+)
Description	IPMI 2.0 with virtual media over LAN	IPMI 2.0 with virtual media over LAN	IPMI 2.0 with virtual media over LAN	IPMI 2.0 with virtual media over LAN
Dimensions	5.1" x 2.7"	2.7" x 1.7"	4.6" x 1.3"	4.6" x 1.3"
(+): Optional Advanced Feature	KVM-Over-LAN	KVM-Over-LAN	KVM-Over-LAN	KVM-Over-LAN
Compatible motherboard	X7DB8+, X7DBE+, X7DB8 X7DBE, X7DB8-X, X7DBE-X, X7DB3, X7DA8 X7DAE, X7DVA-8, X7DVA-E	X7DBR-8+, X7DBR-i X7DBR-3, X7DBR-E	X7DB8+, X7DBE+, X7DB8 X7DBE, X7DB8-X, X7DBE-X X7DB3, X7DA8, X7DAE X7DVA-8, X7DVA-E, X7DVL-E X7DBX-8, X7DBX-i	X7DB8+, X7DBE+, X7DB8 X7DBE, X7DB8-X, X7DBE-X X7DB3, X7DA8, X7DAE X7DVA-8, X7DVA-E, X7DVL-E
Optimized Chassis	2U and above	1U and 2U	1U and 2U (with low-profile slot)	1U and above (with full-height slot)

# Server Remote Management

## IPMI 2.0 Server Remote Management

For Xeon 800/533/400MHz FSB & Pentium D/Pentium 4 1066/800/533MHz FSB



Model Part#	AOC-LIPMI-LANG	AOC-LIPMI	AOC-IUIPMI-B	AOC-IPMI20-E
Description	Low-profile IPMI 2.0 with 3rd LAN	Low-profile IPMI 2.0	1U IPMI 2.0	IPMI 2.0
Fit Type	2U and above	2U and above	1U	SO socket
Key Features	IPMI over LAN	IPMI over LAN	IPMI over LAN	IPMI over LAN
Dimensions	5.1" x 2.8"	5.1" x 2.8"	5.2" x 1.4"	2.5" x 1.97"
3rd LAN Option	3rd LAN port included	N/A	AOC-IUIPMI-LANG	N/A



Model Part#	AOC-IUIPMI-LANG
Key Feature	Works in conjunction with Supermicro's 1U IPMI riser card (AOC-IUIPMI-B)
Description	Intel 82541 Gigabit LAN controller
Dimensions	4.5" x 2.4"

## SUPER<sup>®</sup> Doctor III Server Management

### Healthy Servers = Healthy Business

Many of today's companies automate the process of deploying server management software, enabling IT Managers and Network System Administrators to quickly and easily adapt to ever-changing business demands. SUPER<sup>®</sup> Doctor III Server Management software offers a complete solution that maintains mission-critical server health, maximizing system uptime, while reducing total cost of ownership and providing powerful tools to monitor and control SuperServers at anytime, from anywhere, with ease.

All Supermicro server systems and serverboards come standard with SUPER<sup>®</sup> Doctor III Server management software, an enhanced feature adding significant system value and confidence. By assuring continual data availability, reliability and eliminating server downtime, SUPER<sup>®</sup> Doctor III saves you and your valued customers both time and money while increasing overall high levels of productivity with peace of mind.

### Key Features

- . Web-based remote management
- . Application for local management (SDIII Client)
- . May install SDIII or SDIII Client only
- . Graphic mode Console Redirection
- . Pager Alert, Email Alert
- . SNMP support
- . Supports Microsoft Windows XP/NT4/2K
- . System Information (WMI)
- . Health Monitoring
- . Performance Monitoring
- . Remote Control
- . Administration
- . Systems Management Reports
- 1. System Information
- 2. Health Log
- 3. Administration
- 4. System Management

System Information    Health Monitoring    Performance Monitoring    Remote Control    Administration    Systems Management    Local GUI Management



# 1U 4 Expansion Slots + IPMI Support 700W Front-Access Power Supply

IPMI 2.0 Management with KVM-Over-LAN support

1 Universal PCI-X 133MHz or PCI-E x4

1 Universal PCI-X 133MHz or PCI-E x8


Adaptec 7902W dual-channel U320 SCSI controller w/host RAID 0, 1, 10

Dual-core Xeon 5000/5100 Sequence support

Intel ESB2 for 6 SATA (3 Gbps); RAID 0, 1, 5, 10

Fan speed control

32GB ECC Fully-buffered DIMM (FBD) DDRII 667/533 in 8 DIMMs



## SUPER<sup>®</sup> X7DBX-8

1 Low-profile slot support

3 Full-height & full-length expansion slots support

5 high performance double-blade fans


1U IPMI 2.0 w/KVM over LAN option

700W Front-access high-efficiency cold-swap power supply

1 FDD & 1 slim DVD-ROM

3 x 3.5" hot-swap SCA drive bays with SAF-TE compliance

Power switch, reset & 6 LED indicators



## SUPER<sup>®</sup> SC819S-700

**SUPERMICRO<sup>®</sup>**  
www.supermicro.com

Headquarters:  
Super Micro Computer, Inc.  
980 Rock Ave., San Jose, CA 95131 U.S.A.  
Tel: (408) 503-8000, Fax: (408) 503-8008  
E-mail: marketing@supermicro.com

European Branch:  
Super Micro Computer B.V.  
Het Sterrenbeeld 28, 5215 ML, 's-Hertogenbosh, The Netherlands  
Tel: +31-(0)73-640 0390, Fax: +31-(0)73-641 6525  
E-mail: sales@supermicro.nl

