

15" XGA AFOLUX Panel PC

AFL-15B(E)-915

Intel® Pentium® M 2GHz (Max.)

AFL-15C(E)-9652

Intel® Core™2 Duo T7500 2.2GHz processor (Max.)

AFL-15B(E)-AM2

AMD Athlon™ 64 x 2 Dual Core processor 5200+ (Max.)



(Optional Desktop Stand)



AFL-690 touch panel PCs with a ATI graphic core and dual core CPU is an ideal high-performance digital signage solution for high-end graphic and video applications.

- High Definition Multimedia Solution
HD Video, Hardware decoder support, Dual independent display
- New Performance Tuning Capabilities
ATI graphic core build in for much better graphic
- Performance Improvements
Dual Core CPU with dual video play ability




Specifications

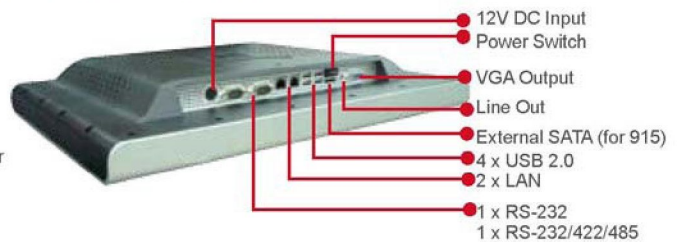
Model	AFL-15B(E)-915-R11	AFL-15C(E)-9652	AFL-15B(E)-AM2
LCD Size	15"		
Max Resolution	1024 x 768		
Brightness (cd/m ²)	350 or 250		
Contrast Ratio	700:1 or 600:1		
LCD Color	262K or 16.7M		
Pixel Pitch (mm)	0.297(H) x 0.297(V)		
Viewing Angle (H-V)	140°/125° or 160°/160°		
Backlight MTBF	50000 hrs or 40000 hrs		
SBC Model	AFLMB-91 52-R10	AFLMB-9652-R10	AFLMB-690EAM2
CPU	Intel® Pentium M process (up to 2.0GHz) processor CPU Intel® Celeron M process CPU	Intel® Celeron M550 2.0GHz CPU Intel® Core 2 Duo T7500 2.2GHz CPU	AMD Athlon 64 X2 Dual-Core Processor CPU
Chipset	Intel® 915 GME	Intel® GME965	AMD 690E
RAM	Supports two 400MHz or 533MHz DDRII SO-DIMM (4GB Max.)	Supports two 400MHz DDRII SO-DIMM (4GB Max.)	Supports one 400MHz or 533MHz or 667MHz or 800MHz DDRII SO-DIMM (2GB Max.)
I/O Ports	1 x RS232 COM Port 1 x RS-232/422/485 COM port 2 x RJ-45 for Giga LAN 4 x USB 2.0 1 x Power Switch 1 x Reset Button 1 x External SATA 1 x Audio Port (line-out) 1 x VGA Port 1 x Power Jack	1 x RS232 COM Port 1 x RS-232/422/485 COM port 2 x RJ-45 for Giga LAN 4 x USB 2.0 1 x Power Switch 1 x Reset Button 1 x External SATA 1 x Audio Port (line-out) 1 x VGA Port 1 x Power Jack	1 x RS232 COM Port 1 x RS-232/422/485 COM port 2 x RJ-45 for Giga LAN 4 x USB 2.0 1 x Power Switch 1 x Reset Button 1 x External SATA 1 x Audio Port (line-out) 1 x VGA Port 1 x Power Jack
SSD	CF Typell		
Watchdog Timer	Software programmable supports 1~255 sec. System reset		
Audio	AMP 3W + 3W (internal speaker)	AMP 3W + 3W (internal speaker)	
Expansion	1 x Wireless Lan 802.11 b/g Module (internal Mini PCIe interface) 1 x Bluetooth Function (internal USB interface, Bluetooth V2.0)	1 x Wireless Lan 802.11 b/g/n Module (internal Mini PCIe interface) 1 x Bluetooth Function (internal USB interface, Bluetooth V2.0)	
Drive Bay	1 x 2.5" SATA HDD bay or 1 x HSDPA Mobile Module (USB Interface)		
Optional HSDPA Module (support GSM 850, EGSM 900, DCS 1800 & 1900)			
Construction Front Panel	ABS + PC Plastic front frame		
Membrane Keypad	N/A	LCD On/Off, Brightness Up/Down, Volume High/Low	N/A
LED Function	1 x Power ON/OFF LED on Front Panel		
Mounting	Panel, Wall, Rack, Stand and Arm VESA 100mm x 100mm		
Front Panel Color	Sliver (877U) & Gray (ABSA2037)		
Dimension (WxHxD) (mm)	394 x 309 x 75		
Operation Temperature (°C)	0°C ~40°C With SATA HDD 0°C ~45°C With CF Card or SATA interface 2.5" SSD HDD		
Storage Temperature (°C)	-20°C ~ 60°C		
N/G Weight	5.8 Kg		
IP Level	Front Frame IP64		
Safety & EMC	CE / FCC / CB / CCC		
Touch Screen	Resistive Type 5-Wire (Touch controller IC is on board) or Capacitive type touch screen without HDD bay		
Power Adapter	P/N: 63000-FSP0841ADC11118-RS 84W Power Adapter Input: 90VAC~264VAC, 50/60Hz Output: 12VDC	P/N: 63000-FSP096AHB-RS 96W Power Adapter Input: 90VAC~264VAC, 50/60Hz Output: 12VDC	P/N: 63000-FSP150AHA312-RS 150W Power Adapter Input: 90VAC~264VAC, 50/60Hz Output: 12VDC
Power Requirement	12VDC		
Power Consumption	63W	69W (Intel® T7500, 2GB memory, 80G HDD)	103W

Fully Integrated I/O

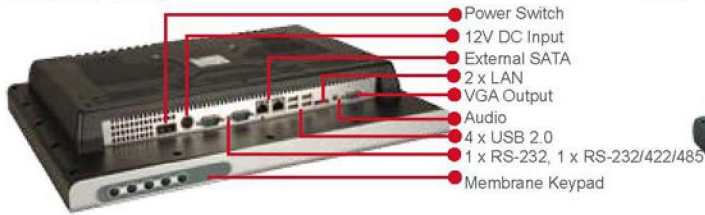
• AFL-15A-LXPOS



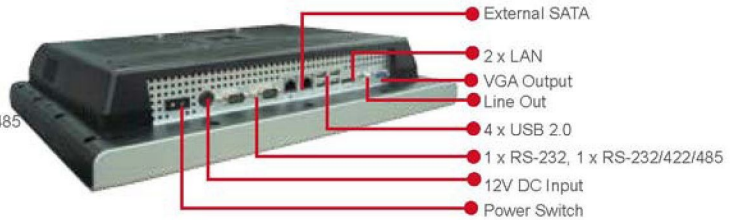
• AFL-15A-915 / AFL-15A-N270



• AFL-15C-9652



• AFL-15B-690 / AFL-15B-915



Ordering Information

• High Luminance (350 cd/m²)

Part Number	Description
AFL-15A-LXPOS/WT-R/256MB POS Panel PC!	15" 350cd/m ² XGA fanless panel PC with AMD Geode™ LX 800 CPU, 256MB DDR RAM, 802.11b/g wireless module, and touch screen, without STAND
AFL-15A-915-10G/WT-R/1GB-R11	15" 350cd/m ² XGA fanless panel PC w/ Celeron M 1.0GHz 512K cache CPU,DDR2 RAM,802.11 b/g wireless module,touch screen,Bluetooth,RoHS
AFL-15B-915-PM16G/WT-R/1GB/**(HSUPA01)-R11	15" 350cd/m ² XGA panel PC w/ Pentium® M 1.6GHz CPU, 1GB DDR2 RAM, 802.11 b/g wireless module, touch screen, Bluetooth, RoHS
AFL-15B-915-CM370/WT-R/1GB/**(HSUPA01)-R11	15" 350cd/m ² XGA panel PC w/ Celeron® M 1.5GHz CPU, 1GB DDR2 RAM, 802.11 b/g wireless module, touch screen, Bluetooth, RoHS
AFL-15B-AM2/WT-R/1GB/**(HSUPA01)-R10	15" 350cd/m ² XGA panel PC w/ AMD Athlon 64 X2 Dual-Core 5050e 2.6GHz CPU, 1GB DDR2 RAM, 802.11 b/g/n wireless module, touch screen,Bluetooth, ROHS
AFL-15C-9652-CM550/WT-R/1GB/**(HSUPA01)	15" 350cd/m ² XGA panel PC with Celeron® M 550 2.0GHz CPU,1GB DDR2 RAM,802.11 b/g/n wireless module,touch screen,Bluetooth,RoHS
AFL-15C-9652-T7500/WT-R/2GB/**(HSUPA01)	15" 350cd/m ² XGA panel PC with Core™2 Dou T7500 2.2GHz CPU,2GB DDR2 RAM,802.11 b/g/n wireless module,touch screen,Bluetooth,RoHS
AFL-15A-N270/WT-R/1GB/**(HU01)-R10	15" 350cd/m ² XGA fanless panel PC with Intel® Atom™ N270 1.6GHz CPU,1GB DDR2 RAM,802.11 b/g wireless module,touch screen,Bluetooth,RoHS
AFL-15D-N270/WT-R/OD/1GB/**(HU01)-R10	15" 350cd/m ² XGA fanless panel PC with Intel ATOM N270 1.6GHz,802.11b/g wireless module,bluetooth module,touch screen,1GB DDR2 RAM,DVD-COMBO,RoHS

• Regular Luminance (250 cd/m²)

Part Number	Description
AFL-15AE-LXPOS/WT-R/256MB NEW!	15" 250cd/m ² XGA fanless panel PC with AMD Geode™ LX 800 CPU, 256MB DDR RAM, 802.11b/g wireless module, and touch screen, without STAND
AFL-15AE-915-10G/WT-R/1GB-R11	15" 250cd/m ² XGA fanless panel PC w/ Celeron M 1.0GHz 512K cache CPU,DDR2 RAM,802.11 b/g wireless module,touch screen,Bluetooth,RoHS
AFL-15BE-915-PM16G/WT-R/1GB/**(HSUPA01)-R11	15" 250cd/m ² XGA panel PC w/ Pentium® M 1.6GHz CPU, 1GB DDR2 RAM, 802.11 b/g wireless module, touch screen, Bluetooth, RoHS
AFL-15BE-915-CM370/WT-R/1GB/**(HSUPA01)-R11	15" 250cd/m ² XGA panel PC w/ Celeron® M 1.5GHz CPU, 1GB DDR2 RAM, 802.11 b/g wireless module, touch screen, Bluetooth, RoHS
AFL-15BE-AM2/WT-R/1GB/**(HSUPA01)-R10	15" 250cd/m ² XGA panel PC w/ AMD Athlon 64 X2 Dual-Core 5050e 2.6GHz CPU, 1GB DDR2 RAM, 802.11 b/g/n wireless module, touch screen,Bluetooth, ROHS
AFL-15CE-9652-CM550/WT-R/1GB/**(HSUPA01)	15" 250cd/m ² XGA panel PC with Celeron® M 550 2.0GHz CPU,1GB DDR2 RAM,802.11 b/g/n wireless module,touch screen,Bluetooth,RoHS
AFL-15CE-9652-T7500/WT-R/2GB/**(HSUPA01)	15" 250cd/m ² XGA panel PC with Core™2 Dou T7500 2.2GHz CPU,2GB DDR2 RAM,802.11 b/g/n wireless module,touch screen,Bluetooth,RoHS
AFL-15AE-N270/WT-R/1GB/**(HU01)-R10	15" 250cd/m ² XGA fanless panel PC with Intel® Atom™ N270 1.6GHz CPU,1GB DDR2 RAM,802.11 b/g wireless module,touch screen,Bluetooth,RoHS
AFL-15DE-N270/WT-R/OD/1GB/**(HU01)-R10	15" 250cd/m ² XGA fanless panel PC with Intel ATOM N270 1.6GHz,802.11b/g wireless module,bluetooth module,touch screen,1GB DDR2 RAM,DVD-COMBO,RoHS

Note: WiFi 802.11 draft N is upgradable.

ISMM Support Functions

	Voltage	Fan	Smart Fan	Temperature	WDT	Cash Drawer
AFL-15A(B)-915	V	V	V	V	V	
AFL-15B-AM2	V	V	V	V	V	
AFL-15C-9652	V	V	V	V	V	
AFL-15A(E)-LXPOS	V			V	V	V
AFL-15A-N270	V			V	V	

