

Bedside Monitor

# Life Scope TR

*The Solution for the Future*



*Fighting Disease with Electronics*

# Modularity, Flexibility, Reliability:

## Life Scope **TR**

With more than 50 years' experience in the development and manufacture of high quality medical equipment NIHON KOHDEN continues to produce its successful Life Scope Series. The new Life Scope TR generation of patient monitors combines the traditional functionality and reliability offered by NIHON KOHDEN patient monitors together with the most modern technology and with further user-friendly developments.

The basic input units are available in various forms (for use with NIHON KOHDEN, Nellcor or Masimo SpO<sub>2</sub> technology) and they can be used with every main unit in the Life Scope TR Series. This permits the simple management of the connecting cables and the seamless storage of the patients' vital data.

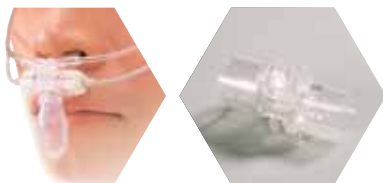
A data acquisition terminal for the AY-6XXP makes collection of data possible from a main unit situated somewhere close to the bed right next to the patient. This innovative modular hardware concept with its intelligent extendable multi-connector technology offers the greatest possible flexibility and functionality for the full range of medical applications.

The tried and tested user friendliness of NIHON KOHDEN patient monitors is applied consistently throughout the Life Scope Series. The structural design, together with operation using a touch screen, permit monitoring of patients which is both reliable and intuitive - these are aspects which make an important contribution to the efficient monitoring of the patients. Furthermore all patient monitors in the Life Scope TR Series can be fitted with two rechargeable batteries. This extends the range of applications to include more demanding forms of transportation, or it can provide a guarantee of a reliable safeguard in the case of an unforeseen power failure.



# Advanced Technology

NIHON KOHDEN sensors permit stable monitoring and are simple to use.



## CapONE CO<sub>2</sub> sensor

The principal sensor for measuring the main flow of CO<sub>2</sub> for intubated and non-intubated patients.



## BluPRO® SpO<sub>2</sub> sensor

These watertight finger sensors can be easily cleaned in the case of contamination.

## Full Disclosure Display

The full disclosure display for the first ECG curve and for four parameters, which can be chosen at will, is possible for up to 24 hours. With the full disclosure function, for example, the occurrence of arrhythmia events can be documented using several ECG channels, or displayed in connection with other vital parameters. To help assess the condition of the patients the following information is available: further graphical displays and data sheets showing trends, lists of alarms, the arrhythmic history and ST review data.



## Interbed Function

On each bedside patient monitor in the Life Scope Network the vital parameters and alarm status of another bedside patient monitor can be called up. This function also works when a Central Monitor is not available and in addition offers yet further features to support operations. In the Interbed central view, an overview of 16 patients is presented. In the individual display vital data is given in numerical form and two curves are plotted.



## Reliable Identification of Arrhythmia

Multi-channel identification and multiple comparisons of patterns ensure that a reliable identification of arrhythmia takes place and that there will be a reduced number of false alarms. NIHON KOHDEN Arrhythmia Algorithms enable effective patient monitoring and optimise the management of alarms.



## 12-channel ECG Analysis

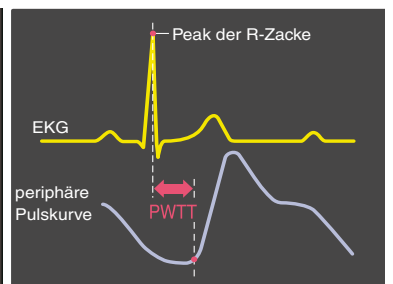
Using the 12-channel ECG-analysis software, no separate ECG apparatus is necessary for monitoring the patient. By simply changing the cables leading to and from the patient the 12-channel ECG is obtained and analysed using the tried and tested interpretive programme ECAPS 12C.



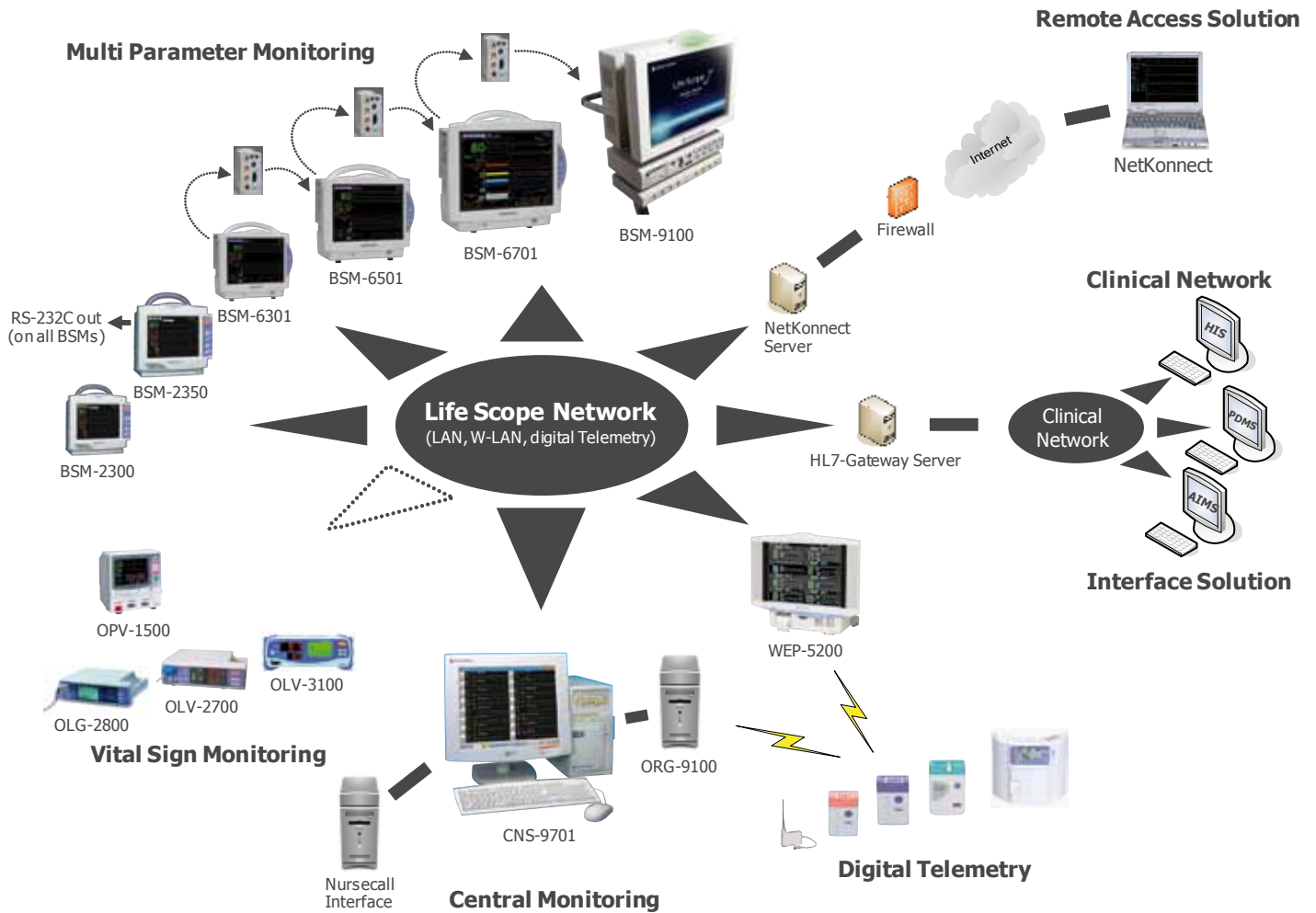
## PWTT-triggered NIBP Measurement

PWTT- technology\* patented by NIHON KOHDEN recognises sudden fluctuations in blood pressure in between regular NIBP measurements. PWTT is a non-invasive parameter calculated from the ECG and SpO<sub>2</sub> and is correlated with the blood pressure. If the PWTT threshold is exceeded the Bedside Monitor causes a NIBP measurement to take place to confirm possible fluctuations in the blood pressure.

\*US patent no. 5564427



# NIHON KOHDEN Monitoring System Network



## Modern Network Technology

Patient monitors in the Life Scope Series and our Central Monitors can be connected to the NIHON KOHDEN Network using LAN, WLAN or digital telemetry. Implementation of the NIHON KOHDEN Patient Monitoring System into the hospital network architecture can result from an adjustment to the system specifications being used at the hospital. This is in the context of ensuring reliable and safe patient monitoring.

## Many Possibilities for Use

Together with the HL7 Gateway Server the NIHON KOHDEN patient monitoring system offers the possibility of making available all the data not only from the hospital network, but also from other applications. Our reviewing software NetKconnect allows the display of real-time data from the patient monitoring network on a PC either within the hospital network or outside it – by means of a WEB browser from any desired location.



# The New Generation of Modular Monitors



BSM-6301  
10.4" display



BSM-6501  
12.1" display



BSM-6701  
15" display

The new NIHON KOHDEN patient monitors of the Life Scope TR Series are available in three different sizes: BSM-6301; BSM-6501 with a 10.4" or 12.1" SVGA display (which can display up to 10 different traces) and BSM-6701 with a 15" XGA display (15 traces).

## Multiconnector Technology

NIHON KOHDEN's multiconnector technology represents a marked increase in the flexibility of patient monitoring. Clinical operations are supported by the automatic recognition of the accessories used for measuring the various parameters. This is combined with a traditional modular configuration. The monitor offers cost advantages compared to other modular systems. Available parameters which can be integrated into the patient monitors using multiconnectors are: invasive blood pressure, cardiac output, respiration,  $\text{FiO}_2$ ,  $\text{CO}_2$  (for intubated and non-intubated patients), temperature and BIS.



# *Life Scope TR*

**BSM-6301**

**BSM-6501**

**BSM-6701**



The manufacturers reserve the right to make changes of a technical nature.



**NIHON KOHDEN EUROPE GmbH**

**Raiffeisenstraße 10, 61191 Rosbach, Germany**

**Phone: +49 (0) 60 03 / 8 27-0, Fax: +49 (0) 60 03 / 8 27-5 99**

**Internet: [www.nihonkohden.net](http://www.nihonkohden.net), E-Mail: [info@nke.de](mailto:info@nke.de)**