


RTA CONDUIT SYSTEMS



THE GLOBAL SPECIALIST
IN ELECTRICAL AND DIGITAL BUILDING INFRASTRUCTURES

 **legrand**[®]



MORE THAN **40 YEARS** OF EXPERIENCE IN
PROTECTION AND **DISTRIBUTION SYSTEMS**



Contents

<p style="color: #A52A2A; font-weight: bold;">4-18</p> <p>General features</p>	<p>The right conduit for every need</p> <p>The new LGP polyamide range</p> <p>PVC flexible conduit systems</p> <p>Composite and metallic flexible conduit systems</p> <p>Metal rigid conduit systems</p> <p>Cable glands and accessories</p> <p>Selection criteria and technical information</p>	<p>6</p> <p>8</p> <p>10</p> <p>11</p> <p>12</p> <p>14</p> <p>16</p>
<p style="color: #A52A2A; font-weight: bold;">19-136</p> <p>Catalogue</p>	<p>Polyamide conduit system</p> <p>PVC conduit system</p> <p>Composite and metallic conduit system</p> <p>ATEX systems and rigid conduits</p> <p>Plastic and metallic cable glands</p> <p>Connection and junction accessories</p>	<p>19</p> <p>45</p> <p>58</p> <p>88</p> <p>99</p> <p>107</p>
<p style="color: #A52A2A; font-weight: bold;">137-141</p> <p>Technical information</p>	<p>Threads dimensions and conduit bending radius</p> <p>Quick selection table, IP index and tests</p> <p>Certifications and approvals</p>	<p>137</p> <p>139</p> <p>141</p>



INTEGRATION MAKES THE DIFFERENCE

LEGRAND group offers a wide range of solutions for distribution, protection, control and management of plants and electrical installations for all types of applications, from industrial and commercial sectors to infrastructures.


RTA conduit system is renewed with complete range of products that can be perfectly integrated with the offer of the Legrand Group.



UPS - UNINTERRUPTIBLE POWER SUPPLY



AUTOMATION CABINETS



CABLE TRUNKING AND CABLE TRAYS



DISTRIBUTION CABINETS AND SWITCHES



TRANSFORMERS



BUSBAR TRUNKING SYSTEMS



WIRE MESH CABLE TRAYS

The right conduit for every need

Protection guaranteed
ALWAYS

RTA is the system by Legrand made of conduits, connectors and accessories designed to protect cables and electrical connections and to distribute energy or signal.

RTA offers guaranteed the protection of cables and connections from:

- Compression and crushing
- Shocks and constriction
- Torque, traction and vibrations
- Flames, fire and sparks
- Chemicals and industrial preparations
- Penetration of solids and liquids
- Processing residues and dusts
- Electro-magnetic fields
- External agents and UV rays

RTA range

RTA range can be split in two types of product families:

flexible systems and **rigid systems**, which are also divided in different product lines, depending on raw material, mechanical or thermal performances and application fields.

FLEXIBLE SYSTEM

PLASTIC		COMPOSITE	
<p>PVC</p> 	<p>Polyamide</p> 	<p>Polyester</p> 	<p>Metal-plastic</p> 

Use and application sectors

Each type of conduit has different construction properties, which make the range appropriate and suitable for different application sectors, from industrial automations, to commercial buildings, to infrastructures and to the most specific applications .



AUTOMATION, ROBOTICS, TOOLING, MACHINING AND INDUSTRIAL PROCESSES...

Generic protection, static or dynamic application, energy or signal distribution.



PUBLIC, COMMERCIAL, OR PRIVATE BUILDINGS AND INFRASTRUCTURES...

Service industry, commercial or public buildings, infrastructures, roads and tunnels, green-building.



INDUSTRIAL PLANTS, PRODUCTION AND DISTRIBUTION...

Corrosive and dangerous environments, logistic or distribution facilities, industrial buildings and plants.



SPECIAL APPLICATIONS AND RENEWABLE ENERGIES...

Rail transport and applications, maritime transport and applications, working machines and renewable energy plants.

	RIGID SYSTEM
METAL	METAL

The **NEW** polyamide **RANGE** **LGP**

With **LGP**
safety
and **reliability**
are guaranteed

Legrand renews its **polyamide** offer with the **NEW LGP** range, a complete series of reliable, versatile and flexible products, capable of meeting requirements and specifications of most applications and able to satisfy a wide number of installation requirements an extremely varied and diverse number of sectors.

The corrugated structure of LGP conduits ensures high flexibility and geometric adaptation, providing at the same time good mechanical and thermal performances and good chemical resistances. The system, including all the accessories, guarantees an IP68 protection index.

efficient
safe
fast




UNIFIED AND COMPATIBLE

Compared with the past, the new RTA polyamide range has been renewed and **unified**, to ensure the compliance with the market standards and the growing needs of the International markets. LGP range guarantees synergy and compatibility with the standard product lines and the previous RTA range, so it can be integrated in all existing plants or installations.

COMPLETE

The new polyamide range is extremely **complete**, and able to offer several solutions to match all installation requirements and project specifications. LGP offers a wide range of conduits and connectors, available in three different threads: ISO metric, PG and GAS.



IP68
IL00



CERTIFIED

LGP range is completely **certified** and globally recognized thanks to international quality marks and approvals; the new polyamide range is a safe and reliable solution for all requirements and environments. The raw material is an high quality halogen free polyamide which makes LGP a **recyclable and environmentally friendly** product.



PATENTED

The innovative and **patented Legrand** connector system is a guarantee of reliability and technical performance. The connectors of LGP range can in fact be assembled and disassembled **without** the need of any tools, making the work **fast** and **easy**.

PATENTED SYSTEM

LGP Application sectors

Thanks to the balance between flexibility and performances, LGP can be used in a wide range of applications:

- Machinery, tooling, industrial manufacturing and processing
- Automation and robotics
- Cabling, energy or signal distribution
- Building, service industry and infrastructures (public and private)
- Shipbuilding, railways, working machines
- Renewable energies



ROBOTICS



INFRASTRUCTURES



RENEWABLE ENERGIES

PVC FLEXIBLE CONDUIT system

Plain, spiral and heavy spiral PVC: three different ways to see PVC conduit system

PVC conduit system is characterized above all by high flexibility and high geometrical adaptation. Thanks to the addition of specific compounds the conduit structure is more resistant to aging and external agents ensuring a safe and economical cabling. The complete range available gives the possibility to choose among plain,

spiral, and heavy spiral conduits with different diameters and colours. Plain PVC conduit are also available covered with galvanized steel braid, which is especially suitable for environments with residues, burrs, chips or sparks. The offer is completed by a wide range of connectors and accessories.

Application sectors

PVC range is mainly used for:

- Generic protection and standard installations
- Light machining and tooling
- Light automation
- Standard environments
- Medium protection from chemical and industrial agents
- Medium mechanical and technical performance



LIGHT MACHINING AND TOOLING

COMPOSITE FLEXIBLE CONDUIT system

A wide selection of products, for exceptional versatility and reliability

The **composite** flexible system is particularly suitable for the most various and the most demanding applications: the range is wide, efficient, safe, completely certified and ideal for most environments and installations. The technical characteristics that distinguish a product from another are many: depending on requirements, needs of flexibility, needs of performances (compression strength, shocks resistance,

chemical resistance, temperature resistance, ...) it's possible to choose among different type of conduits and connectors:

- **galvanised steel** or **stainless steel**
- **simple** or **double** hemming
- with **plain** or **spiral** PVC cover
- with **halogen free** thermoplastic composite cover
- with **galvanised steel** or **stainless steel** braid cover.

Application sectors

Composite range is mainly used for:

- Heavy machinery and tooling
- Heavy automation
- Special applications
- High mechanical and thermal performance

- High resistance to chemical and industrial agents
- Corrosive environments



NAVAL AND RAILWAY APPLICATIONS



INDUSTRIAL PLANTS

METAL RIGID CONDUIT system

RIGID SYSTEM and ATEX products: extremely high mechanical and thermal performance

Metal **rigid** conduit system is the most suitable solution for extremely demanding installations, dangerous environments and applications with risk of fire or explosions. The assortment of rigid conduits, connectors, accessories and products compliant to ATEX regulations ensures a complete system which protects health and safety of workers in all environments in which there are flammable gas, liquids, dust, steam, ... (all the products that can cause explosions or fire).



Application sectors


- RIGID system is mainly used for:
- Chemical and industrial plants
 - Fuel processing and off-shore
 - Corrosive and dangerous environments
 - Infrastructures
 - Environments with risk of flames, sparks and explosions



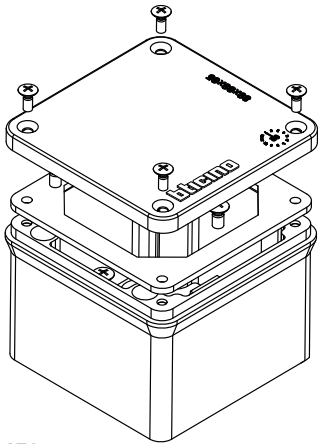
ENVIRONMENTS WITH EXPLOSIVE ATMOSPHERES



ATEX { ATmosphere
EXplosive




How can an ATEX marked product be identified?



CT box



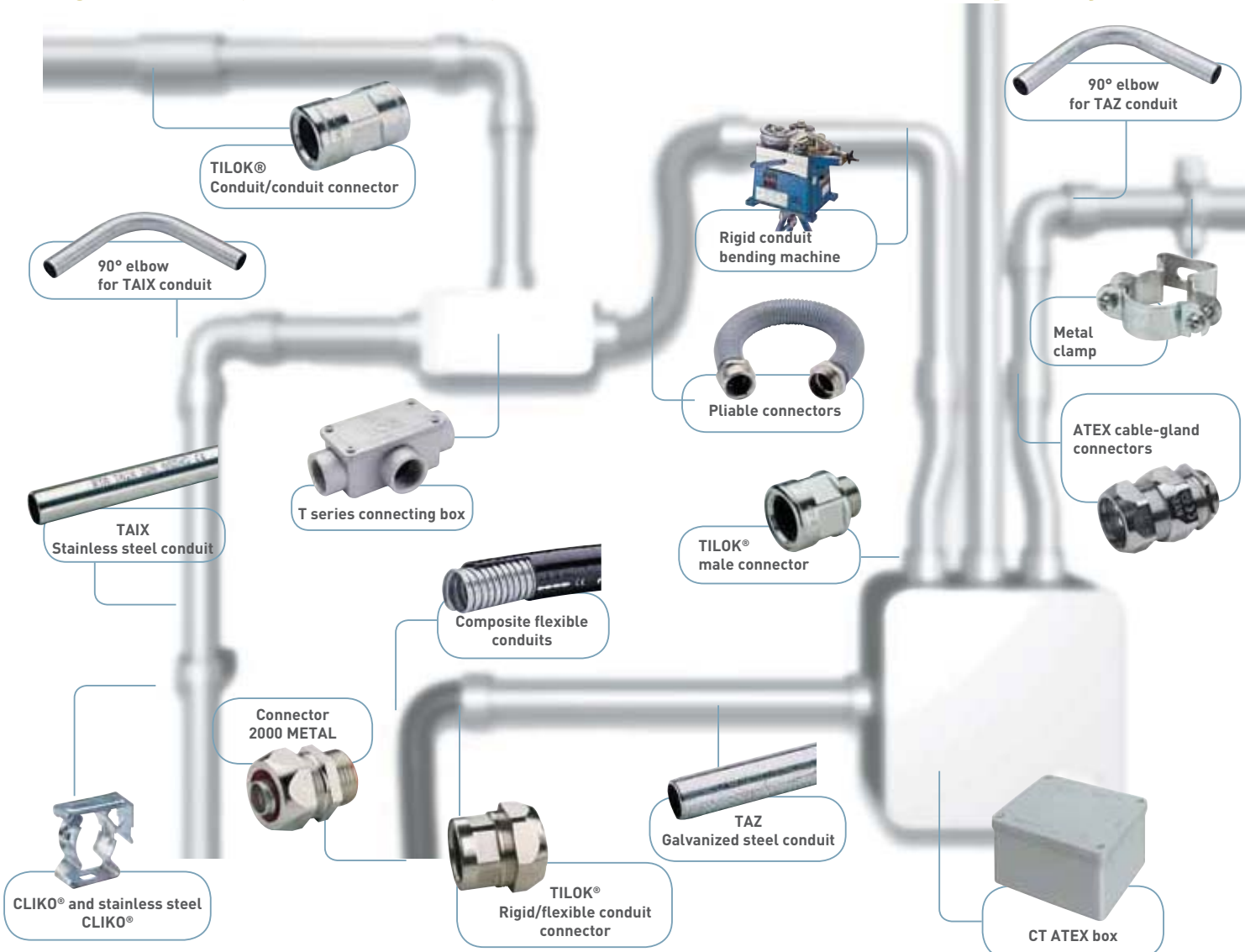
Date of manufacturing



ATEX marking label

- II** The group indicates the environment type for which the product is suitable:
Group I for mining and their surface facilities
Group II for surface plants and facilities
- 3G** The category identifies the normal level of protection in potentially explosive atmospheres consisting of gas, steams or mists (suitable for zone 2)
- 3D** The category identifies the normal level of protection in potentially explosive atmospheres consisting of powders (suitable for zone 22)
- Ex** Way of protection against explosions
- nA** Normal protection for not-sparking equipment
- tC** Protection against ignition
- IIC** For uses in areas with burner gas
- IIIC** For uses in areas with burner powder
- Gc** Level of protection of equipment (corresponds to category 3G)
- Dc** Level of protection of equipment (corresponds to category 3D)
- IPxx** IP protection index in according to IEC 60529
- CESI xx ATEX xxxx** is the number of the official ATEX certificate

Rigid conduits, flexible conduits, connectors and accessories: a complete system



CABLE GLAND

range..

Cable glands for a quick, simple, and hermetic tightening

Legrand offers a wide and competitive range of plastic or metal cable glands, capable of ensuring the protection and the tightening of cables and electrical connection in all applications and environments.

RTA cable glands provide a quick and safe solution for typical civil applications, for service industry, for machinery and industrial plants up to the most specific installations.

- Complete range
- High quality materials
- High mechanical and thermal resistance
- High protection index

Moreover the quality marks and approvals provided make this product suitable for all applications and uses.

BLADES CROWN
high flexibility for uniform compression and traction unloading

COLOURS
available in different colours: grey RAL7001, grey RAL7035 and black

THREAD
designed for a fast, safe and easy lock

RUBBER GASKET
made in thermosetting elastomer guarantees the hermetic tightening with a protection index IP68

LOCKNUT
ergonomic design to prevent unscrewing due to vibrations or mechanical stress

VERSIONS
available in standard or equipped version (with integrated locknut and o-ring)

MATERIAL
high quality flame retardant polyamide

PSP CABLE GLANDS



...and ACCESSORIES

A wide selection of accessories, for an exceptional versatility

Protection and distribution offer by Legrand, is completed by a wide range of equipment and accessories for the completion of electric plants and installations: boxes, junctions, elbows, reducers, adaptors, locknuts, etc...

Especially the wide range of boxes and junctions included in RTA assortment allows connection and coupling among rigid and flexible systems, ensuring the realization of

a single, versatile and efficient wiring system.

The use of all the accessories is recommended for a reliable and safe installation of electrical equipment and for the right completion of any installation.

The whole offer guarantees the high quality and the high performances that distinguish all the products by Legrand.



ALUMINIUM BOXES



NYLON AND METAL ELBOWS



CONNECTION EQUIPMENTS



JUNCTION BOXES



NYLON AND METAL LOCKNUTS



GASKETS

SELECTION CRITERIA AND TECHNICAL INFORMATION

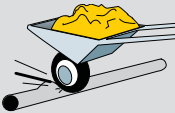
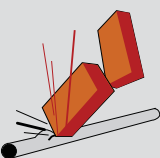


The European standard for conduit systems and accessories, designed for electrical installations, is the IEC 61386 which specifies rules, prescriptions and tests for all products dedicated to cables protection.

IEC Classification: the four digits in comparison:

MECHANICAL AND THERMAL CHARACTERISTICS

Compliance to IEC regulations provides a standard classification of conduit systems based on declared performances. IEC regulations identifies a classification code for mechanical, thermal and electrical performances: below are shown the first four digits of IEC classification.

1 st digit: Compression strength		2 nd digit Impact strength		3 rd digit Minimum operating temperature		4 th digit Maximum operating temperature	
1 = very light	125 N	1 = very light	0.5 J	1 = + 5°C		1 = + 60°C	
2 = light	320 N	2 = light	1 J	2 = - 5°C		2 = + 90°C	
3 = medium	750 N	3 = medium	2 J	3 = - 15°C		3 = + 105°C	
4 = heavy	1,250 N	4 = heavy	6 J	4 = - 25°C		4 = + 120°C	
5 = very heavy	4,000 N	5 = very heavy	20 J	5 = - 45°C		5 = + 150°C	
						6 = + 250°C	
						7 = + 400°C	

	RANGE	 COMPRESSION	 IMPACT	 MINIMUM OPERATING TEMPERATURE	 MAXIMUM OPERATING TEMPERATURE
FLEXIBLE PVC	GE PVC - GE TR	NC	NC	3	1
	FX	1	3	1	1
	FP	2	3	1	1
	FP 2000	2	3	1	1
FLEXIBLE POLYAMIDE	LGP Standard*	2	2-4	2-4	3
	LGP Heavy*	3	1-2-4	4	3
	LGP Robotic*	1	1-4	4-5	2
	LGP TR	2	4	4	3
FLEXIBLE COMPOSITE AND METALLIC	FA Standard	3	3	3	1
	FA HF	3	3	4	2
	FA 2000	4	4	3	2
	PN	3	3	3	1
	PN HF	3	3	4	2
	P3	4	4	4	3
	P3 HF	4	4	4	2
	P2X	4	4	3	1
	FTR	3	3	3	1
	FTR HF	3	3	4	2
	TRS	3	3	5	6
RIGID METALLIC	NGDAX	4	4	5	6
	TAZ - TAIX	5	5	4	5

* Classification depending on chosen item (see specific product page)

IP Index

INDEX OF PROTECTION

The protection enclosures are classified (IEC 60529) in according to their protection index against weather conditions and external agents.

The protection index is indicated by two digits (protection against solid bodies and liquids) following the symbol IP.

The protection index from weather conditions and external agents of a conduit system indicates the resistance to solid and liquid penetrations, based on the coupling between the conduit and the connector.

To increase the ease of choice of the most suitable conduits, in according to installation requirements, below there is a summary of their performance, based on the IP protection index according to the IEC 60529 standard.

1 st digit IP	
Protection against penetration of solid bodies	
	0 No protection
	1 Protection against solid bodies larger than 50 mm (e.g.: accidental contact)
	2 Protection against solid bodies larger than 12 mm (e.g.: finger)
	3 Protection against solid bodies larger than 2.5 mm
	4 Protection against solid bodies than 1 mm
	5 Protection against dust
	6 Complete protection against dust

2 nd digit IP	
Protection against penetration of liquids	
	2 Protection against drops of water falling up to 15° from the vertical
	3 Protection against drops of water up to 60° from the vertical
	4 Protection against sprays of water from all directions
	5 Protection against jets of water from all directions
	6 Protection against jets of water (similar force to heavy seas)
	7 Protection against the effects of immersion
	8 Protection against effects of immersion under pressure

RTA - CONDUIT APPLICATIONS

Machining and industrial processes

- Tooling and machining
- Plastic processing operations
- Metal processing operations
- Textile processing operations
- Wood and stone processing operations
- Mechanical and thermal tooling
- Electro-mechanical interconnections and wiring

Automation and robotics

- Industrial automation
- Processing or production robots
- Working machines

Industrial and logistic plants

- Energy production industrial plants
- Thermal plants
- Logistic and distribution facilities
- Storage establishments and warehouses
- Mechanical workshops

Railway and rail transport

- Railway transports for people or goods transport
- Undergrounds
- Rail vehicles for analysis and testing
- Safety, monitoring and signaling systems
- Locomotives, rail cars and vehicles

Naval sector and maritime transport

- Maritime transports of people and goods
- Ships, boats and water vehicles
- Safety monitoring and signalling system

Food and beverage

- Food and beverage processing
- Food storage and conservation
- Diaries and wineries
- Agricultural plants

Commercial and service industry

- Shopping centres and malls
- Stations, airports and transport facilities
- Public buildings and education establishments
- Sports and tourist establishments
- Network services
















































Infrastructures

- Roads and street armouring
- Railway or motorway tunnels and galleries
- Public and interchange parking areas
- Public infrastructures

Renewable energies and green building

- Alternative energy production and distribution plants
- Eco-sustainable architecture and eco-compatible design
- Ecological and high efficiency buildings

SELECTION TABLE FOR RTA CONDUIT SYSTEMS

SYSTEM TYPE	CONDUIT SERIES		CONNECTOR SYSTEMS		
		MATERIALS AND STRUCTURE			
PVC conduit system	GE-PVC 	Plain PVC			
	FX and FP 	Spiral PVC and heavy spiral PVC			
	FP2000 	Extra heavy spiral PVC			
	GE TR 	Plain PVC covered by steel braid			
Polyamide conduit system	LGP: standard; heavy; robotic; steel braided 	Corrugated polyamide halogen free			
Composite and metallic conduit system	FA FA HF 	Simple hemming steel conduit covered by PVC			
	FA2000 	Double hemming steel conduit covered by PVC			
	PN PN HF 	Simple hemming conduit steel covered by plain PVC or Halogen Free compound			
	P3 P3 HF P2X 	Double hemming conduit steel covered by plain PVC or Halogen Free compound			
	LA 	Steel conduit covered by patented FLEXIBOND PVC and with a copper wire inside the coils			
	FTR FTR HF 	Simple hemming steel conduit covered by PVC and with an external steel braid			
	TRS 	Simple hemming steel conduit covered by steel braid			
	GNS GND GNDX NGDAX 	Simple and double hemming conduits steel. Fiberglass covered NGDAX			
	TAZ TAIX 	Galvanized and stainless steel rigid conduits			



Polyamide conduit system

APPLICATION SECTORS



Railway and rail transport



Infrastructures



Naval sector and maritime transport



Renewable energies and green building



Food and beverage



Industrial and logistic plants



Commercial and service industry



Automation and robotics



LGP STANDARD CONDUIT

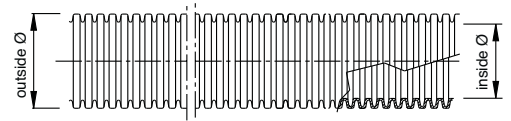


UV resistant

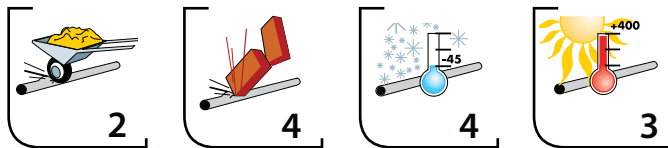


Flexible corrugated conduit made of high quality, halogen free and flame retardant polyamide. Suitable for most applications combining an high flexibility with good mechanical and thermal performances. Ideal for static and dynamic applications, it's the appropriate solution for energy or signal distribution.

LGP STANDARD



Material:	PA6.6 [UL94-V2] halogen free and flame retardant
Temperature:	-25°C +105°C
Classification:	2 4 4 3 2 2 2 3 for Item 6664 00/08/09
Heat resistance:	750°C (glow wire test)
Self-extinguishing:	Flame retardant
IP Protection index:	IP66 with LGP connectors IP68 with LGP connectors and gaskets
UL file:	No. E111325



CHEMICALS	RESISTANCE		
	LOW	MEDIUM	HIGH
Unleaded petrol			●
Industrial detergent		●	
Diesel oil		●	
Lubricant oil			●
Emulsifying solution			●
Washing solvent		●	

NOTE: for installation in environments with particular chemical or corrosive substances, contact LEGRAND technical support.

Item	LGP STANDARD CONDUIT			Quantity (m)
	Nominal	Diameter (mm)		
Grey		Inside	Outside	
6664 00	7	7	10	50
6664 01	10	10	13	50
6664 02	12	12	16	50
6664 03	17	17	21	50
6664 04	23	22	29	50
6664 05	29	28	35	25
6664 06	36	35	43	25
6664 07	48	47	55	25
Black	Nominal	Diameter (mm)		Quantity (m)
6664 08	7	7	10	50
6664 09	8	8	12	50
6664 10	10	10	13	50
6664 11	12	12	16	50
6664 12	15	15	20	50
6664 13	17	17	21	50
6664 14	19	19	25	50
6664 15	23	22.5	29	50
6664 16	25	25	32	25
6664 17	29	28	35	25
6664 18	33	33	40	25
6664 19	36	35	43	25
6664 20	42	42	50	25
6664 21	48	47	55	25



Compliant to IEC 61386 - Conduits and accessories systems for electrical connections and cable management

NOTE: magenta codes = ISO metric diameters according to IEC 60423

LGP HEAVY CONDUIT



UV resistant

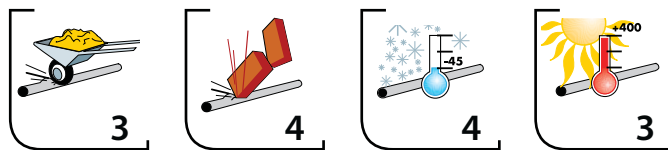


6664 26

Flexible corrugated heavy conduit made of high quality, halogen free and flame retardant polyamide. Suitable for heavy applications where are required mechanical and thermal performances and resistance to stress, shocks or vibrations. Ideal for static applications, it's the ideal compromise between flexibility and resistance.



Material:	PA6.6 [UL94-V2] halogen free and flame retardant
Temperature:	-25°C +105°C
Classification:	3 4 4 3 3 1 4 3 for item 666422 3 2 4 3 for item 666423
Heat resistance:	750°C (glow wire test)
Self-extinguishing:	Flame retardant
IP Protection index:	IP66 with LGP connectors IP68 with LGP connectors and gaskets
UL file:	No. E111325

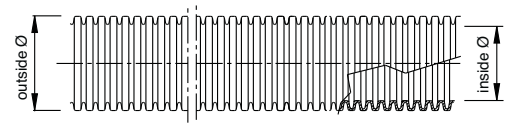


CHEMICALS	RESISTANCE		
	LOW	MEDIUM	HIGH
Unleaded petrol			●
Industrial detergent		●	
Diesel oil		●	
Lubricant oil			●
Emulsifying solution			●
Washing solvent		●	

NOTE: for installation in environments with particular chemical or corrosive substances, contact LEGRAND technical support.

NOTE: magenta codes = ISO metric diameters according to IEC 60423

LGP HEAVY



Item	LGP HEAVY CONDUIT			Quantity (m)
	Nominal	Diameter (mm)		
Black		Inside	Outside	
6664 22	7	7	10	50
6664 23	8	8	12	50
6664 24 RU	12	12	16	50
6664 25 RU	15	15	20	50
6664 26 RU	19	19	25	50
6664 27 RU	25	25	32	25
6664 28 RU	33	33	40	25
6664 29 RU	42	42	50	25

LAPI Compliant to CEN TS 45545 – Risk level HL2 (except D7 and D8)
Compliant to UNI CEI 11170 – Risk level LR4
Compliant to NF F 16-101/102 – Smoke emissions F2
Additional extension: compliant to NF F 16-101/102 – Smoke emissions F1

LGP ROBOTIC CONDUIT



UV resistant




6664 34

Flexible corrugated conduit made of high quality, halogen free and flame retardant polyamide. Suitable for applications where are required high flexibility and resistance to high cadence handling cycles. Ideal for dynamic applications, it's the ideal solution for automation and industrial processes.



LGP FOR ROBOTIC INSTALLATIONS

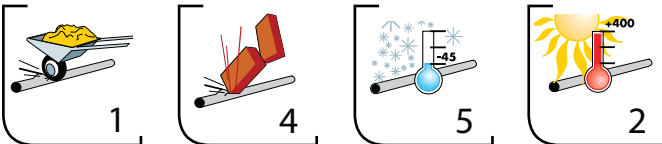


Material:	PA12 [UL94-V2] halogen free and flame retardant
Temperature:	-45° C +90° C
Classification:	1 4 5 2 1 1 4 2 for 666430 conduits 1 4 5 2 for 666431 conduits
Heat resistance:	750°C (glow wire test)
Self-extinguishing:	Flame retardant
IP Protection index:	IP66 with LGP connectors IP68 with LGP connectors and gasket

Item

LGP CONDUIT FOR ROBOTIC INSTALLATIONS

Item	Diameter (mm)			Quantity (m)
	Nominal	Inside	Outside	
Black				
6664 30	7	7	10	50
6664 31	8	8	12	50
6664 32	12	12	16	50
6664 33	15	15	20	50
6664 34	19	19	25	50
6664 35	25	25	32	25
6664 36	33	33	40	25
6664 37	42	42	50	25



CHEMICALS	RESISTANCE		
	LOW	MEDIUM	HIGH
Unleaded petrol			●
Industrial detergent		●	
Diesel oil			●
Lubricant oil			●
Emulsifying solution			●
Washing solvent			●

NOTE: for installation in environments with particular chemical or corrosive substances, contact LEGRAND technical support.

NOTE: magenta codes = ISO metric diameters according to IEC 60423

LGP STEEL BRAIDED CONDUIT

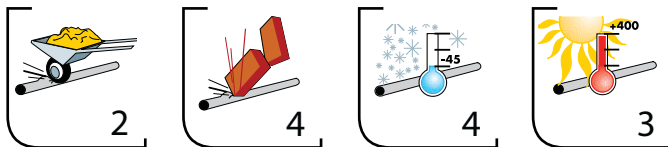


6664 42

Flexible corrugated conduit made of high quality, halogen free and flame retardant polyamide covered with steel braid. Suitable for all applications where are required high mechanical and thermal performances. Ideal for static applications for environments with process residues, sharp shavings, burrs, chips or sparks that could damage a conduit not covered.



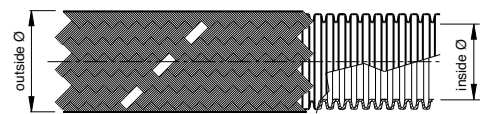
Material:	PA6.6 [UL94-V2] halogen free and flame retardant covered with galvanized steel braid
Temperature:	-25°C +105°C
Classification:	2 4 4 3
IP Protection index:	IP66 with LGP connectors IP68 with LGP connectors and gasket



CHEMICALS	RESISTANCE		
	LOW	MEDIUM	HIGH
Unleaded petrol			●
Industrial detergent		●	
Diesel oil		●	
Lubricant oil			●
Emulsifying solution			●
Washing solvent		●	

NOTE: for installation in environments with particular chemical or corrosive substances, contact LEGRAND technical support.

LGP STEEL BRAIDED



Item

LGP STEEL BRAIDED CONDUIT

Item	Diameter (mm)			Quantity (m)
	Nominal	Inside	Outside	
6664 38	7	7	10	50
6664 39	8	8	12	50
6664 40	10	10	13	50
6664 41	12	12	16	50
6664 42	15	15	20	50
6664 43	17	17	21	50
6664 44	19	19	25	50
6664 45	23	22.5	29	50
6664 46	25	25	32	25
6664 47	29	28	35	25
6664 48	33	33	40	25
6664 49	36	35	43	25
6664 50	42	42	50	25
6664 51	48	47	55	25

NOTE: magenta codes = ISO metric diameters according to IEC 60423

STRAIGHT LGP CONNECTORS PLASTIC THREAD



UV
resistant

PATENTED
SYSTEM



6664 76

Straight fixed male connector with plastic thread made of high quality, halogen free and flame retardant polyamide. It ensures high resistance to traction and torque and good mechanical and thermal performances. It's the ideal solution for static and dynamic applications and for most environments. With connectors and gaskets, it provides a protection index IP68.

Material:	PA6.6 [UL94-V0] halogen free and flame retardant
Temperature:	-45°C +105°C
Heat resistance:	850°C (glow wire test)
IP Protection index:	IP66 with LGP conduits IP68 with LGP conduits and gasket
UL file:	No. E111325



Compliant to IEC 61386 - Conduits and accessories systems for electrical connections and cable management



Compliant to CEN TS 45545 – Risk level HL2
Compliant to UNI CEI 11170 – Risk level LR4
Compliant to NF F 16-101/102 – Smoke emissions F2
Additional extension: compliant to NF F 16-101/102 – Smoke emissions F1

Item	ISO THREAD	Thread	Nominal diameter (mm)	Quantity (pcs)
Black				
6664 68	✓	M12	7	100
6664 69	✓	M16	7	100
6664 70	✓	M16	8	100
6664 71	✓	M12	10	100
6664 72	✓	M16	10	100
6664 73	✓ RU	M16	12	80
6664 74	✓ RU	M20	12	80
6664 75	✓ RU	M20	15	50
6664 76	✓ RU	M25	15	50
6664 77	✓ RU	M20	17	50
6664 78	✓ RU	M25	17	50
6664 79	✓ RU	M25	19	40
6664 80	✓ RU	M25	23	40
6664 81	✓ RU	M32	23	40
6664 82	✓ RU	M32	25	20
6664 83	✓ RU	M32	29	20
6664 84	✓ RU	M40	29	20
6664 85	✓ RU	M40	33	15
6664 86	✓ RU	M40	36	15
6664 87	✓ RU	M50	36	15
6664 88	✓ RU	M50	42	8
6664 89	✓ RU	M50	48	8
6664 90	✓ RU	M63	48	8

According to UNI 5542-65

Item	ISO THREAD	Thread	Nominal diameter (mm)	Quantity (pcs)
Grey				
6664 52	✓	M12	7	100
6664 53	✓	M16	7	100
6664 54	✓	M12	10	100
6664 55	✓	M16	10	100
6664 56	✓	M16	12	80
6664 57	✓	M20	12	80
6664 58	✓	M20	17	50
6664 59	✓	M25	17	50
6664 60	✓	M25	23	40
6664 61	✓	M32	23	40
6664 62	✓	M32	29	20
6664 63	✓	M40	29	20
6664 64	✓	M40	36	15
6664 65	✓	M50	36	15
6664 66	✓	M50	48	8
6664 67	✓	M63	48	8

According to UNI 5542-65

Item	GAS THREAD	Thread	Nominal diameter (mm)	Quantity (pcs)
Black				
6665 49		G1/4	7	100
6665 50		G3/8	7	100
6665 51	RU	G1/4	10	100
6665 52	RU	G3/8	10	100
6665 53	RU	G3/8	12	80
6665 54	RU	G1/2	12	80
6665 55	RU	G1/2	17	50
6665 56	RU	G3/4	17	50
6665 57	RU	G3/4	23	40
6665 58	RU	G1	23	40
6665 59	RU	G1	29	20
6665 60	RU	G1 1/4	29	20
6665 61	RU	G1 1/4	36	15
6665 62	RU	G1 1/2	36	15
6665 63	RU	G1 1/2	48	8
6665 64	RU	G2	48	8

According to UNI-ISO 228/1

NOTE: magenta codes = ISO metric diameters according to IEC 60423

STRAIGHT LGP CONNECTORS PLASTIC THREAD



UV
resistant

PATENTED
SYSTEM



6665 30

Straight fixed male connector with plastic thread made of high quality, halogen free and flame retardant polyamide. It ensures high resistance to traction and torque and good mechanical and thermal performances. It's the ideal solution for static and dynamic applications and for most environments. With connectors and gaskets, it provides a protection index IP68.

Material:	PA6.6 [UL94-V0] halogen free and flame retardant
Temperature:	-45°C +105°C
Heat resistance:	850°C (glow wire test)
IP Protection index:	IP66 with LGP conduits IP68 with LGP conduits and gasket
UL file:	No. E111325

Item	PG THREAD		
Grey	Thread	Nominal diameter (mm)	Quantity (pcs)
6664 91	PG7	7	100
6664 92	PG9	7	100
6664 93	PG11	7	100
6664 94	PG13.5	7	100
6664 95	PG7	10	100
6664 96	PG9	10	100
6664 97	PG11	10	100
6664 98	PG13.5	10	100
6664 99	PG9	12	80
6665 00	PG11	12	80
6665 01	PG13.5	12	80
6665 02	PG16	12	80
6665 03	PG11	17	50
6665 04	PG13.5	17	50
6665 05	PG16	17	50
6665 06	PG16	23	40
6665 07	PG21	23	40
6665 08	PG29	29	20
6665 09	PG36	29	20
6665 10	PG36	36	15
6665 11	PG42	36	15
6665 12	PG42	48	8
6665 13	PG48	48	8

According to DIN 40430

NOTE: magenta codes = ISO metric diameters according to IEC 60423

Item	PG THREAD		
Black	Thread	Nominal diameter (mm)	Quantity (pcs)
6665 14	PG7	7	100
6665 15	PG9	7	100
6665 16	PG11	7	100
6665 17	PG13.5	7	100
6665 18	PG7	8	100
6665 19	PG9	8	100
6665 20	PG11	8	100
6665 21	PG13.5	8	100
6665 22	PG7	10	100
6665 23	PG9	10	100
6665 24	PG11	10	100
6665 25	PG13.5	10	100
6665 26	PG9	12	80
6665 27	PG11	12	80
6665 28	PG13.5	12	80
6665 29	PG16	12	80
6665 30	PG13.5	15	50
6665 31	PG16	15	50
6665 32	PG11	17	50
6665 33	PG13.5	17	50
6665 34	PG16	17	50
6665 35	PG16	19	40
6665 36	PG21	19	40
6665 37	PG16	23	40
6665 38	PG21	23	40
6665 39	PG29	25	20
6665 40	PG29	29	20
6665 41	PG36	29	20
6665 42	PG36	33	15
6665 43	PG36	36	15
6665 44	PG42	36	15
6665 45	PG42	42	8
6665 46	PG48	42	8
6665 47	PG42	48	8
6665 48	PG48	48	8

According to DIN 40430

90° SHARP EDGE LGP CONNECTORS PLASTIC THREAD



UV
resistant

PATENTED
SYSTEM



6665 70

90° sharp edge fixed male connector with plastic thread made of high quality, halogen free and flame retardant polyamide. It ensures high resistance to traction and torque and good mechanical and thermal performances. It's the ideal solution for static and dynamic applications and for most environments. With connectors and gaskets, it provides a protection index IP68.

Material:	PA6.6 [UL94-V0] halogen free and flame retardant
Temperature:	-45°C +105°C
Heat resistance:	850°C (glow wire test)
IP Protection index:	IP66 with LGP conduits IP68 with LGP conduits and gasket
UL file:	No. E111325



Compliant to IEC 61386 - Conduits and accessories systems for electrical connections and cable management



Compliant to CEN TS 45545 – Risk level HL2
Compliant to UNI CEI 11170 – Risk level LR4
Compliant to NF F 16-101/102 – Smoke emissions F2
Additional extension: compliant to NF F 16-101/102 – Smoke emissions F1

Item	PG THREAD	Nominal diameter (mm)	Quantity (pcs)
Black	Thread		
6665 77	PG7	7	100
6665 78	PG7	8	80
6665 79	PG9	8	80
6665 80	PG9	10	80
6665 81	PG13.5	10	80
6665 82	PG11	12	50
6665 83	PG13.5	12	50
6665 84	PG13.5	15	40
6665 85	PG16	15	40
6665 86	PG13.5	17	40
6665 87	PG16	17	40
6665 88	PG16	19	20
6665 89	PG21	19	20
6665 90	PG21	23	20
6665 91	PG29	25	15
6665 92	PG29	29	15

According to DIN 40430

Item	ISO THREAD	Nominal diameter (mm)	Quantity (pcs)
Black	Thread		
6665 65	M12	7	100
6665 66	M16	8	80
6665 67	M16	10	80
6665 68	M16	12	50
6665 69	M20	12	50
6665 70	M20	15	40
6665 71	M25	15	40
6665 72	M20	17	40
6665 73	M25	19	20
6665 74	M25	23	20
6665 75	M32	25	15
6665 76	M32	29	15

According to UNI 5542-65

Item	GAS THREAD	Nominal diameter (mm)	Quantity (pcs)
Black	Thread		
6665 93	G3/8	10	80
6665 94	G1/2	17	40
6665 95	G3/4	23	20
6665 96	G1	29	15

According to UNI-ISO 228/1

NOTE: magenta codes = ISO metric diameters according to IEC 60423

90° LGP CONNECTORS PLASTIC THREAD



UV
resistant

PATENTED
SYSTEM



6666 25

90° fixed male connector with plastic thread made of high quality, halogen free and flame retardant polyamide. It ensures high resistance to traction and torque and good mechanical and thermal performances. It's the ideal solution for static and dynamic applications and for most environments. With connectors and gaskets, it provides a protection index IP68.

Material:	PA6.6 [UL94-V0] halogen free and flame retardant
Temperature:	-45°C +105°C
Heat resistance:	850°C (glow wire test)
IP Protection index:	IP66 with LGP conduits IP68 with LGP conduits and gaskets
UL file:	No. E111325



LAPI

Item	ISO THREAD	Nominal diameter (mm)	Quantity (pcs)
Grey	Thread		
6665 97	M12	7	100
6665 98	M12	10	70
6665 99	M16	10	70
6666 00	M16	12	50
6666 01	M20	12	50
6666 02	M20	17	40
6666 03	M25	17	40
6666 04	M25	23	20
6666 05	M32	29	10
6666 06	M40	36	6
6666 07	M50	36	6
6666 08	M50	48	2
6666 09	M63	48	2

Black	Thread	Nominal diameter (mm)	Quantity (pcs)
6666 10	M12	7	100
6666 11	M16	8	70
6666 12	M12	10	70
6666 13	M16	10	70
6666 14	M16	12	50
6666 15	M20	12	50
6666 16	M20	15	40
6666 17	M25	15	40
6666 18	M20	17	40
6666 19	M25	17	40
6666 20	M25	19	20
6666 21	M25	23	20
6666 22	M32	25	15
6666 23	M32	29	10
6666 24	M40	33	6
6666 25	M40	36	6
6666 26	M50	36	6
6666 27	M50	42	4
6666 28	M50	48	2
6666 29	M63	48	2

According to UNI 5542-65

NOTE: magenta codes = ISO metric diameters according to IEC 60423

Item	PG THREAD	Nominal diameter (mm)	Quantity (pcs)
Grey	Thread		
6666 30	PG7	7	100
6666 31	PG9	7	100
6666 32	PG11	7	100
6666 33	PG7	10	70
6666 34	PG9	10	70
6666 35	PG11	10	70
6666 36	PG13.5	10	70
6666 37	PG9	12	50
6666 38	PG11	12	50
6666 39	PG13.5	12	50
6666 40	PG13.5	17	40
6666 41	PG16	17	40
6666 42	PG16	23	20
6666 43	PG21	23	20
6666 44	PG29	29	10
6666 45	PG36	36	6
6666 46	PG48	48	2

According to DIN 40430

Item	PG THREAD	Nominal diameter (mm)	Quantity (pcs)
Black	Thread		
6666 47	PG7	7	100
6666 48	PG9	7	100
6666 49	PG11	7	100
6666 50	PG7	8	70
6666 51	PG9	8	70
6666 52	PG7	10	70
6666 53	PG9	10	70
6666 54	PG11	10	70
6666 55	PG13.5	10	70
6666 56	PG9	12	50
6666 57	PG11	12	50
6666 58	PG13.5	12	50
6666 59	PG13.5	15	40
6666 60	PG16	15	40
6666 61	PG13.5	17	40
6666 62	PG16	17	40
6666 63	PG16	19	20
6666 64	PG21	19	20
6666 65	PG16	23	20
6666 66	PG21	23	20
6666 67	PG29	25	15
6666 68	PG29	29	10
6666 69	PG36	33	6
6666 70	PG36	36	6
6666 71	PG42	42	4
6666 72	PG48	42	4
6666 73	PG48	48	2

According to DIN 40430

Item	GAS THREAD	Nominal diameter (mm)	Quantity (pcs)
Black	Thread		
6666 74	G1/4	7	100
6666 75	G3/8	7	100
6666 76	G1/4	10	70
6666 77	G3/8	10	70
6666 78	G3/8	12	50
6666 79	G1/2	12	50
6666 80	G1/2	17	40
6666 81	G3/4	23	20
6666 82	G1	29	10
6666 83	G1 1/4	36	6
6666 84	G2	48	2

According to UNI-ISO 228/1

45° LGP CONNECTORS PLASTIC THREAD



UV resistant

PATENTED SYSTEM



6667 02

45° fixed male connector with plastic thread made of high quality, halogen free and flame retardant polyamide. It ensures high resistance to traction and torque and good mechanical and thermal performances. It's the ideal solution for static and dynamic applications and for most environments. With connectors and gaskets, it provides a protection index IP68.

Material:	PA6.6 [UL94-V0] halogen free and flame retardant
Temperature:	-45°C +105°C
Heat resistance:	850°C (glow wire test)
IP Protection index:	IP66 with LGP conduits IP68 with LGP conduits and gasket
UL file:	No. E111325



LAPI

Item	ISO THREAD	Thread	Nominal diameter (mm)	Quantity (pcs)
Grey				
6666 85	✓	M12	7	100
6666 86	✓	M12	10	70
6666 87	✓	M16	10	70
6666 88	✓	M16	12	50
6666 89	✓	M20	12	50
6666 90	✓	M20	17	40
6666 91	✓	M25	17	40
6666 92	✓	M25	23	20
6666 93	✓	M32	29	10
6666 94	✓	M40	36	6
6666 95	✓	M50	36	6
6666 96	✓	M50	48	2
6666 97	✓	M63	48	2

Item	ISO THREAD	Thread	Nominal diameter (mm)	Quantity (pcs)
Black				
6666 98	✓	M12	7	100
6666 99	✓	M16	8	70
6667 00	✓	M12	10	70
6667 01	✓	M16	10	70
6667 02	✓	M16	12	50
6667 03	✓	M20	12	50
6667 04	✓	M20	15	40
6667 05	✓	M25	15	40
6667 06	✓	M20	17	40
6667 07	✓	M25	17	40
6667 08	✓	M25	19	20
6667 09	✓	M25	23	20
6667 10	✓	M32	25	15
6667 11	✓	M32	29	10
6667 12	✓	M40	33	6
6667 13	✓	M40	36	6
6667 14	✓	M50	36	6
6667 15	✓	M50	42	4
6667 16	✓	M50	48	2
6667 17	✓	M63	48	2

According to UNI 5542-65

Item	PG THREAD	Thread	Nominal diameter (mm)	Quantity (pcs)
Grey				
6667 18		PG7	7	100
6667 19		PG9	7	100
6667 20		PG11	7	100
6667 21		PG7	10	70
6667 22		PG9	10	70
6667 23		PG11	10	70
6667 24		PG13.5	10	70
6667 25		PG9	12	50
6667 26		PG11	12	50
6667 27		PG13.5	12	50
6667 28		PG13.5	17	40
6667 29		PG16	17	40
6667 30		PG16	23	20
6667 31		PG21	23	20
6667 32		PG29	29	10
6667 33		PG36	36	6
6667 34		PG48	48	2

Item	ISO THREAD	Thread	Nominal diameter (mm)	Quantity (pcs)
Black				
6667 35		PG7	7	100
6667 36		PG9	7	100
6667 37		PG11	7	100
6667 38		PG7	8	70
6667 39		PG9	8	70
6667 40		PG7	10	70
6667 41		PG9	10	70
6667 42		PG11	10	70
6667 43		PG13.5	10	70
6667 44	RU	PG9	12	50
6667 45	RU	PG11	12	50
6667 46	RU	PG13.5	12	50
6667 47	RU	PG13.5	15	40
6667 48	RU	PG16	15	40
6667 49	RU	PG13.5	17	40
6667 50	RU	PG16	17	40
6667 51	RU	PG16	19	20
6667 52	RU	PG21	19	20
6667 53	RU	PG16	23	20
6667 54	RU	PG21	23	20
6667 55	RU	PG29	25	15
6667 56	RU	PG29	29	10
6667 57	RU	PG36	33	6
6667 58	RU	PG36	36	6
6667 59	RU	PG42	42	4
6667 60	RU	PG48	42	4
6667 61	RU	PG48	48	2

According to DIN 40430

Item	GAS THREAD	Thread	Nominal diameter (mm)	Quantity (pcs)
Black				
6667 62		G1/4	7	100
6667 63		G3/8	7	100
6667 64		G1/4	10	70
6667 65		G3/8	10	70
6667 66	RU	G3/8	12	50
6667 67	RU	G1/2	12	50
6667 68	RU	G1/2	17	40
6667 69	RU	G3/4	23	20
6667 70	RU	G1	29	10
6667 71	RU	G1 1/4	36	6
6667 72	RU	G2	48	2

According to UNI-ISO 228/1

NOTE: magenta codes = ISO metric diameters according to IEC 60423

STRAIGHT LGP CONNECTORS METAL THREAD



UV
resistant

PATENTED
SYSTEM

6667 76

Straight fixed male connector with metal thread made of high quality, halogen free and flame retardant polyamide. It ensures high resistance to traction and torque and good mechanical and thermal performances. It's the ideal solution for static and dynamic applications and for environments subjected to permanent stress and vibrations. With connectors and gaskets, it provides a protection index IP68.

Material:	PA6.6 [UL94-V0] halogen free and flame retardant with nickel plated brass thread
Temperature:	-45°C +105°C
Heat resistance:	850°C (glow wire test)
IP Protection index:	IP66 with LGP conduits IP68 with LGP conduits and gasket

Item	ISO THREAD		
Black	Thread	Nominal diameter (mm)	Quantity (pcs)
6667 73	M12	7	40
6667 74	M16	8	40
6667 75	M16	10	40
6667 76	M16	12	30
6667 77	M20	12	30
6667 78	M20	15	25
6667 79	M20	17	25
6667 80	M25	17	25
6667 81	M25	19	25
6667 82	M25	23	20
6667 83	M32	23	20
6667 84	M32	25	15
6667 85	M32	29	15
6667 86	M40	33	10
6667 87	M40	36	10
6667 88	M50	36	10
6667 89	M50	42	6
6667 90	M50	48	6
6667 91	M63	48	6

According to UNI 5542-65

Item	PG THREAD		
Black	Thread	Nominal diameter (mm)	Quantity (pcs)
6667 92	PG7	7	40
6667 93	PG9	8	40
6667 94	PG9	10	40
6667 95	PG11	12	30
6667 96	PG13.5	12	30
6667 97	PG16	15	25
6667 98	PG13.5	17	25
6667 99	PG16	17	25
6668 00	PG21	19	25
6668 01	PG21	23	20
6668 02	PG29	25	15
6668 03	PG29	29	15
6668 04	PG36	33	10
6668 05	PG36	36	10
6668 06	PG42	42	6
6668 07	PG48	42	6
6668 08	PG42	48	6
6668 09	PG48	48	6

According to DIN 40430

LAPI Compliant to CEN TS 45545 – Risk level HL2
Compliant to UNI CEI 11170 – Risk level LR4
Compliant to NF F 16-101/102 – Smoke emissions F2
Additional extension: compliant to NF F 16-101/102 – Smoke emissions F1

NOTE: magenta codes = ISO metric diameters according to IEC 60423

90° LGP CONNECTORS METAL THREAD

UV
resistant

PATENTED
SYSTEM



6668 15

90° fixed male connector with metal thread made of high quality, halogen free and flame retardant polyamide. It ensures high resistance to traction and torque and good mechanical and thermal performances. It's the ideal solution for static and dynamic applications and for environments subjected to permanent stress and vibrations. With connectors and gaskets, it provides a protection index IP68.

Material:	PA6.6 [UL94-V0] halogen free and flame retardant with nickel plated brass thread
Temperature:	-45°C +105°C
Heat resistance:	850°C (glow wire test)
IP Protection index:	IP66 with LGP conduits IP68 with LGP conduits and gasket

Item	ISO THREAD		
Black	Thread	Nominal diameter (mm)	Quantity (pcs)
6668 10	M12	7	40
6668 11	M16	8	40
6668 12	M16	10	35
6668 13	M16	12	30
6668 14	M20	12	30
6668 15	M20	15	20
6668 16	M20	17	20
6668 17	M25	17	20
6668 18	M25	19	20
6668 19	M25	23	15
6668 20	M32	23	15
6668 21	M32	25	10
6668 22	M32	29	10
6668 23	M40	33	6
6668 24	M40	36	4
6668 25	M50	42	4
6668 26	M50	48	2
6668 27	M63	48	2

According to UNI 5542-65

Item	PG THREAD		
Black	Thread	Nominal diameter (mm)	Quantity (pcs)
6668 28	PG7	D7	40
6668 29	PG9	D8	40
6668 30	PG9	D10	35
6668 31	PG11	D12	30
6668 32	PG13.5	D12	30
6668 33	PG16	D15	20
6668 34	PG13.5	D17	20
6668 35	PG16	D17	20
6668 36	PG21	D19	20
6668 37	PG21	D23	15
6668 38	PG29	D25	10
6668 39	PG29	D29	10
6668 40	PG36	D33	6
6668 41	PG36	D36	4
6668 42	PG42	D42	4
6668 43	PG42	D48	2
6668 44	PG48	D48	2

According to DIN 40430

LAPI Compliant to CEN TS 45545 – Risk level HL2
Compliant to UNI CEI 11170 – Risk level LR4
Compliant to NF F 16-101/102 – Smoke emissions F2
Additional extension: compliant to NF F 16-101/102 – Smoke emissions F1

NOTE: magenta codes = ISO metric diameters according to IEC 60423

45° LGP CONNECTORS METAL THREAD

UV
resistant

PATENTED
SYSTEM



6668 50

45° fixed male connector with metal thread made of high quality, halogen free and flame retardant polyamide. It ensures high resistance to traction and torque and good mechanical and thermal performances. It's the ideal solution for static and dynamic applications and for environments subjected to permanent stress and vibrations. With connectors and gaskets, it provides a protection index IP68.

Material:	PA6.6 [UL94-V0] halogen free and flame retardant with nickel plated brass thread
Temperature:	-45°C +105°C
Heat resistance:	850°C (glow wire test)
IP Protection index:	IP66 with LGP conduits IP68 with LGP conduits and gasket

Item	ISO THREAD	Thread	Nominal diameter (mm)	Quantity (pcs)
Black				
6668 45	M12		7	40
6668 46	M16		8	40
6668 47	M16		10	35
6668 48	M16		12	30
6668 49	M20		12	30
6668 50	M20		15	20
6668 51	M20		17	20
6668 52	M25		17	20
6668 53	M25		19	20
6668 54	M25		23	15
6668 55	M32		23	15
6668 56	M32		25	10
6668 57	M32		29	10
6668 58	M40		33	6
6668 59	M40		36	4
6668 60	M50		42	4
6668 61	M50		48	2
6668 62	M63		48	2

According to UNI 5542-65

Item	PG THREAD	Thread	Nominal diameter (mm)	Quantity (pcs)
Black				
6668 63	PG7		7	40
6668 64	PG9		8	40
6668 65	PG9		10	35
6668 66	PG11		12	30
6668 67	PG13.5		12	30
6668 68	PG16		15	20
6668 69	PG13.5		17	20
6668 70	PG16		17	20
6668 71	PG21		19	20
6668 72	PG21		23	15
6668 73	PG29		25	10
6668 74	PG29		29	10
6668 75	PG36		33	6
6668 76	PG36		36	4
6668 77	PG42		42	4
6668 78	PG42		48	2
6668 79	PG48		48	2

According to DIN 40430

LAPI Compliant to CEN TS 45545 – Risk level HL2
Compliant to UNI CEI 11170 – Risk level LR4
Compliant to NF F 16-101/102 – Smoke emissions F2
Additional extension: compliant to NF F 16-101/102 – Smoke emissions F1

NOTE: magenta codes = ISO metric diameters according to IEC 60423

90° FLANGED LGP CONNECTORS



UV resistant

PATENTED SYSTEM



6668 82

90° flanged fixed male connector with plastic thread made of high quality, halogen free and flame retardant polyamide. It ensures high resistance to traction and torque and good mechanical and thermal performances. It's the ideal solution for static and dynamic applications and for most environments. With connectors and gaskets, it provides a protection index IP68.

Material:	PA6.6 [UL94-V0] halogen free and flame retardant
Temperature:	-45°C +105°C
Heat resistance:	850°C (glow wire test)
IP Protection index:	IP66 with LGP conduits IP68 with LGP conduits and gasket
UL file:	No. 111325

Item	PG THREAD	Thread	Nominal diameter (mm)	Quantity (pcs)
Black				
6668 80	PG36	33	5	
6668 81	PG36	36	5	
6668 82	PG42	42	4	
6668 83	PG42	48	4	

According to DIN 40430



Compliant to IEC 61386 - Conduits and accessories systems for electrical connections and cable management



Compliant to CEN TS 45545 – Risk level HL2
Compliant to UNI CEI 11170 – Risk level LR4
Compliant to NF F 16-101/102 – Smoke emissions F2
Additional extension: compliant to NF F 16-101/102 – Smoke emissions F1

LGP CONNECTORS FOR STRAIGHT CABLE GLANDS



UV resistant

PATENTED SYSTEM



6669 03

Straight fixed male cable-gland with plastic thread made of high quality, halogen free and flame retardant polyamide. Supplied with rubber gasket and plastic insert for cable tightening. It ensures good mechanical and thermal performances and works both as connector and cable-gland. It's the ideal solution for static and dynamic applications and for most environments. With connectors and gaskets, it provides a protection index IP68.

Material:	PA6.6 [UL94-V0] halogen free and flame retardant
Temperature:	-45°C +105°C
Heat resistance:	850°C (glow wire test)
IP Protection index:	IP66 with LGP conduits IP68 with LGP conduits and gasket

Item	ISO THREAD	Thread	Nominal diameter (mm)	Quantity (pcs)
Black				
6668 84	M16	7	25	
6668 85	M16	10	25	
6668 86	M16	12	20	
6668 87	M20	15	20	
6668 88	M20	17	20	
6668 89	M25	19	15	
6668 90	M25	23	15	
6668 91	M32	25	10	
6668 92	M32	29	10	
6668 93	M40	36	6	
6668 94	M63	48	4	

According to UNI 5542-65

Item	PG THREAD	Thread	Nominal diameter (mm)	Quantity (pcs)
Black				
6668 95	PG7	7	25	
6668 96	PG9	7	25	
6668 97	PG11	8	25	
6668 98	PG9	10	25	
6668 99	PG13.5	12	20	
6669 00	PG16	15	20	
6669 01	PG13.5	17	20	
6669 02	PG16	17	20	
6669 03	PG21	19	15	
6669 04	PG21	23	15	
6669 05	PG29	25	10	
6669 06	PG29	29	10	
6669 07	PG36	36	6	
6669 08	PG48	48	4	

According to DIN 40430



NOTE: magenta codes = ISO metric diameters according to IEC 60423

LGP CONNECTORS FOR SENSORS



UV resistant

PATENTED SYSTEM



6669 13



6669 26

Straight and 90° fixed male connector with plastic thread made of high quality, halogen free and flame retardant polyamide. It ensures good mechanical and thermal performances and allows the connection and the use of sensors thanks to the transparent cap. It's the ideal solution for static and dynamic applications and for most environments. With connectors and gaskets, it provides a protection index IP68.

Material:	PA6.6 [UL94-V0] halogen free and flame retardant
Temperature:	-45°C +105°C
Heat resistance:	850°C (glow wire test)
IP Protection index:	IP66 with LGP conduits IP68 with LGP conduits and gasket

Item	STRAIGHT LGP CONNECTORS		
Black	Thread	Nominal diameter (mm)	Quantity (pcs)
6669 09	M8	7	10
6669 10	M12	7	10
6669 11	M18	7	10
6669 12	M30	7	10
6669 13	M12	8	10
6669 14	M18	8	10
6669 15	M30	8	10
6669 16	M12	10	10
6669 17	M18	10	10
6669 18	M30	10	10
6669 19	M12	12	10
6669 20	M18	12	10
6669 21	M30	12	10

Black	90° LGP CONNECTORS		
Black	Thread	Nominal diameter (mm)	Quantity (pcs)
6669 22	M8	7	10
6669 23	M12	7	10
6669 24	M18	7	10
6669 25	M30	7	10
6669 26	M12	8	10
6669 27	M18	8	10
6669 28	M30	8	10
6669 29	M12	10	10
6669 30	M18	10	10
6669 31	M30	10	10
6669 32	M12	12	10
6669 33	M18	12	10
6669 34	M30	12	10

NOTE: magenta codes = ISO metric diameters according to IEC 60423

CONNECTORS



UV resistant

PATENTED SYSTEM



6669 38

"Y" CONNECTORS

"Y" fixed male connector with plastic thread made of high quality, halogen free and flame retardant polyamide. Made by three-way elements (one input and two reduction outputs), it ensures good mechanical and thermal performances. It's the ideal solution for static and dynamic applications and for most environments. With connectors and gaskets, it provides a protection index IP68.

Material:	PA6.6 [UL94-V0] halogen free and flame retardant
Temperature:	-45°C +105°C
Heat resistance:	850°C (glow wire test)
IP Protection index:	IP66 with LGP conduits IP68 with LGP conduits and gasket
UL file:	No. E111325

Item	"Y" CONNECTORS			
Black	Nominal diameter (mm)	Entry	Output	Quantity (pcs)
6669 38	8	7x2		10
6669 39	12	8x2		10
6669 40	15	8x2		10
6669 41	15	12x2		10
6669 42	19	15x2		10

PARALLEL "Y" CONNECTORS

Black	PARALLEL "Y" CONNECTORS			
Black	Nominal diameter (mm)	Entry	Output	Quantity (pcs)
6669 35	10	7x2		10
6669 36	12	10x2		10
6669 37	17	12x2		10



LAPI

"T" CONNECTORS

"T" fixed male connector with plastic thread made of high quality, halogen free and flame retardant polyamide. Made by two components with locking snap and fixing option with screws. It's the ideal solution for static and dynamic applications.

Material:	PA6.6 [UL94-V0] halogen free and flame retardant
Temperature:	-25°C +90°C
Heat resistance:	850°C (glow wire test)
IP Protection index:	IP55 with LGP conduits

Item	"T" CONNECTORS			
Black	Nominal diameter (mm)	Entry	Output	Quantity (pcs)
6669 43	23	17x2		10
6669 44	29	23x2		10

ACCESSORIES



6669 62



6669 51

PROTECTION RINGS

Specific metal ring for coupling between LGP connectors and steel braided conduits.

Material: UNI EN 12164 CW 614N brass
Nickel plating: 2-5 µm

IP Protection index: IP66 with LGP steel braided flexible conduits
IP68 with LGP conduits and gasket

Item	PROTECTION RINGS	
	Nominal diameter (mm)	Quantity (pcs)
6669 45	7	25
6669 46	8	25
6669 47	10	25
6669 48	12	25
6669 49	15	25
6669 50	17	25
6669 51	19	25
6669 52	23	25
6669 53	25	25
6669 54	29	25
6669 55	33	25
6669 56	36	25
6669 57	42	10
6669 58	48	10

IP68 GASKETS

LGP gasket. When fitted between LGP connectors and conduits, it provides an IP68 protection index. Ideal for all those applications where is required an high protection against penetration of solid bodies or liquids. Installation instructions for the correct use of gaskets are included in the packaging.

Material: Neoprene

IP Protection index: IP68 with LGP conduits and LGP connectors

Item	IP68 GASKETS	
	Nominal diameter (mm)	Quantity (pcs)
6669 59	7	100
6669 60	8	100
6669 61	10	100
6669 62	12	100
6669 63	15	100
6669 64	17	100
6669 65	19	50
6669 66	23	50
6669 67	25	40
6669 68	29	40
6669 69	33	40
6669 70	36	40
6669 71	42	30
6669 72	48	30

Note: In order to guarantee the protection index and ensure the correct assembly of the gasket, refer to the instruction leaflet provided.



666996



UV resistant



666984

FIXING CLIP

Fixing accessory made of high quality, halogen free and flame retardant polyamide. It allows the fixing and avoids the sliding of the conduits subjected to traction. It can be fixed with screws and allows the modular composition with the coupling pins included in the packaging.

Material: PA6.6 [UL94-V0] halogen free and flame retardant

Temperature: -45°C +105°C

Item	FIXING CLIP		Nominal diameter (mm)	Quantity (pcs)
	Grey	Black		
6669 73	✓	6669 81 ✓	7	100
-	✓	6669 82 ✓	8	100
6669 74	✓	6669 83 ✓	10	100
6669 75	✓	6669 84 ✓	12	100
-	✓	6669 85 ✓	15	50
6669 76	✓	6669 86 ✓	17	50
-	✓	6669 87 ✓	19	50
6669 77	✓	6669 88 ✓	23	50
-	✓	6669 89 ✓	25	20
6669 78	✓	6669 90 ✓	29	20
-	✓	6669 91 ✓	33	20
6669 79	✓	6669 92 ✓	36	20
-	✓	6669 93 ✓	42	10
6669 80	✓	6669 94 ✓	48	10

DIN RAIL FIXING CLIP

Fixing accessory made of high quality, halogen free and flame retardant polyamide. It's used to secure the fixing clips to metal standard profiles DIN EN 60715-35x7,5/15 mm.

Material: PA6.6 [UL94-V0] halogen free and flame retardant

Temperature: -45°C +105°C

Item	DIN RAIL FIXING CLIP		
	Diameter (mm)		Quantity (pcs)
	Minimum	Maximum	
6669 95	7	10	50
6669 96	12	17	50
6669 97	19	29	20
6669 98	33	48	20



Compliant to IEC 61386 - Conduits and accessories systems for electrical connections and cable management



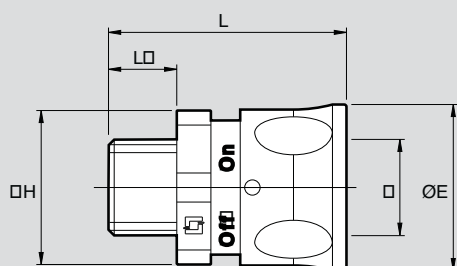
Compliant to CEN TS 45545 – Risk level HL2
Compliant to UNI CEI 11170 – Risk level LR4
Compliant to NF F 16-101/102 – Smoke emissions F2
Additional extension: compliant to NF F 16-101/102 – Smoke emissions F1

NOTE: magenta codes = ISO metric diameters according to IEC 60423

DIMENSIONAL DATA

Plastic connectors for polyamide flexible conduits

PLASTIC THREAD STRAIGHT



PG thread		Conduit size (mm)		Connector size (mm)			
Grey	Black	NomD*	outD	CH	L	Lf	ØE
666491	666514	7	10	22	41.5	10	24
666492	666515	7	10	22	41.5	10	24
666493	666516	7	10	22	41.5	10	24
666494	666517	7	10	24	41.5	10	24
	666518	8	12	24	41.5	10	26
	666519	8	12	24	41.5	10	26
	666520	8	12	24	41.5	10	26
	666521	8	12	24	41.5	10	24
666495	666522	10	13	22	41.5	10	24
666496	666523	10	13	22	41.5	10	24
666497	666524	10	13	22	41.5	10	24
666498	666525	10	13	24	41.5	10	24
666499	666526	12	16	25	46	12	30.5
666500	666527	12	16	25	46	12	30.5
666501	666528	12	16	25	46	12	30.5
666502	666529	12	16	25	46	12	30.5
	666530	15	20	29	49	14	34.5
	666531	15	20	29	49	14	34.5
666503	666532	17	21	30	49	14	32.5
666504	666533	17	21	30	49	14	32.5
666505	666534	17	21	30	49	14	32.5
	666535	19	25	34	52	14	39.5
	666536	19	25	34	52	14	39.5
666506	666537	23	29	38	52	14	41
666507	666538	23	29	38	52	14	41
	666539	25	32	41	56	14	47
666508	666540	29	35	45	56	14	47
666509	666541	29	35	52	56	14	47
	666542	33	40	50	59	14	55
666510	666543	36	43	55	59	14	56
666511	666544	36	43	60	59	14	56
	666545	42	50	60	66	16	65
	666546	42	50	60	66	16	65
666512	666547	48	55	65	66	16	69
666513	666548	48	55	65	66	16	69

ISO thread		Conduit size (mm)		Connector size (mm)			
Grey	Black	nomD*	outD	CH	L	Lf	ØE
666452	666468	7	10	22	41.5	10	24
666453	666469	7	10	22	41.5	10	24
	666470	8	12	24	41.5	10	26
666454	666471	10	13	22	41.5	10	24
666455	666472	10	13	22	41.5	10	24
666456	666473	12	16	25	46	12	30.5
666457	666474	12	16	25	46	12	30.5
	666475	15	20	25	49	14	34.5
	666476	15	20	25	49	14	34.5
666458	666477	17	21	30	49	14	32.5
666459	666478	17	21	30	49	14	32.5
	666479	19	25	34	52	14	39.5
666460	666480	23	29	38	52	14	41
666461	666481	23	29	38	52	14	41
	666482	25	32	41	56	14	47
666462	666483	29	35	45	56	14	47
666463	666484	29	35	48	56	14	47
	666485	33	40	50	59	14	55
666464	666486	36	40	55	59	14	56
666465	666487	36	43	55	59	14	56
	666488	42	50	60	66	16	65
666466	666489	48	55	65	66	16	69
666467	666490	48	55	70	66	16	69

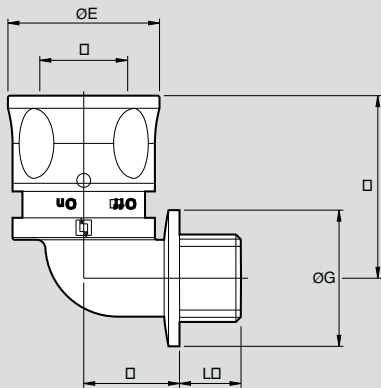
Gas thread	Conduit size (mm)		Connector size (mm)			
Black	nomD*	outD	CH	L	Lf	ØE
666549	7	10	22	41.5	10	24
666550	7	10	22	41.5	10	24
666552	10	13	22	41.5	10	24
666553	12	16	25	46	12	30.5
666554	12	16	25	46	12	30.5
666555	17	21	30	49	14	32.5
666556	17	21	32	49	14	32.5
666557	23	29	38	52	14	41
666558	23	29	38	52	14	41
666559	29	35	45	56	14	47
666560	29	35	48	56	14	47
666561	36	43	55	59	14	56
666562	36	43	55	59	14	56
666563	48	55	65	66	16	69
666564	48	55	65	66	16	69

*The nominal diameter (nomD) corresponds to the useful diameter of the connector

DIMENSIONAL DATA

Plastic connectors for polyamide flexible conduits

90° WITH SHARP EDGE PLASTIC THREAD



Iso thread	Conduit Size (mm)		Connector size (mm)				
	nomD*	outD	A	B	Lf	ØE	ØG
666565	7	10	16	33.5	10	24	17.5
666566	8	12	17	34	10	26	21
666567	10	13	18	35	10	24	21
666568	12	16	19.5	39.5	12	30.5	26
666569	12	16	19.5	39.5	12	30.5	26
666570	15	20	22	41.5	14	34.5	31
666571	15	20	22	41.5	14	34.5	31
666572	17	21	22	42	14	32.5	31
666573	19	25	25	48	14	39.5	34
666574	23	29	26.5	50	14	41	34
666575	25	32	28.5	58.5	14	47	43
666576	29	35	30.5	58.5	14	47	43

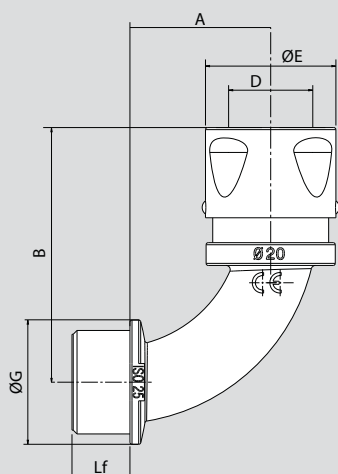
PG thread	Conduit Size (mm)		Connector size (mm)				
	nomD*	outD	A	B	Lf	ØE	ØG
666577	7	10	16	33.5	10	24	17.5
666578	8	12	17	34	10	26	21
666579	8	12	17	34	10	26	21
666580	10	13	18	35	10	24	21
666581	10	13	18	35	10	24	21
666582	12	16	19.5	39.5	12	30.5	26
666583	12	16	19.5	39.5	12	30.5	26
666584	15	20	22	41.5	14	34.5	31
666585	15	20	22	41.5	14	34.5	31
666586	17	21	22	42	14	32.5	31
666587	17	21	22	42	14	32.5	31
666588	19	25	25	48	14	39.5	34
666589	19	25	25	48	14	39.5	34
666590	23	29	26.5	50	14	41	34
666591	25	32	28.5	58.5	14	47	43
666592	29	35	30.5	58.5	14	47	43

Gas thread	Conduit Size (mm)		Connector size (mm)				
	nomD*	outD	A	B	Lf	ØE	ØG
666593	10	13	18	35	10	24	21
666594	17	21	22	42	14	32.5	31
666595	23	29	26.5	50	14	41	34
666596	29	35	30.5	58.5	14	47	43

DIMENSIONAL DATA

Plastic connectors for polyamide flexible conduits

90° PLASTIC THREAD



Iso thread		Conduit Size (mm)		Connector size (mm)				
Grey	Black	nomD*	outD	A	B	Lf	ØE	ØG
666597	666610	7	10	24	49	10	18	18
	666611	8	12	26.5	51	10	20	18
666598	666612	10	13	34	49	10	24	18
666599	666613	10	13	34	49	10	24	18
666600	666614	12	16	43	56.5	12	30.5	24
666601	666615	12	16	43	56.5	12	30.5	24
	666616	15	20	48	61.5	14	34.5	30
	666617	15	20	48	61.5	14	34.5	30
666602	666618	17	21	56.5	68	14	32.5	32
666603	666619	17	21	56.5	68	14	32.5	32
	666620	19	25	58.5	68	14	39.5	32
666604	666621	23	29	58.5	68	14	41	32
	666622	25	32	65	81	14	47	42
666605	666623	29	35	65	81	14	47	42
	666624	33	40	65	81	14	55	42
666606	666625	36	43	80	97.5	14	56	56
666607	666626	36	43	80	97.5	14	56	56
	666627	42	50	92	111	16	65	68
666608	666628	48	55	92	111	16	69	68
666609	666629	48	55	92	111	16	69	68

PG thread		Conduit Size (mm)		Connector size (mm)				
Grey	Black	nomD*	outD	A	B	Lf	ØE	ØG
666630	666647	7	10	24	49	10	18	18
666631	666648	7	10	24	49	10	18	18
666632	666649	7	10	24	49	10	18	18
	666650	8	12	26.5	51	10	20	18
	666651	8	12	26.5	51	10	20	18
666633	666652	10	13	34	49	10	24	18
666634	666653	10	13	34	49	10	24	18
666635	666654	10	13	34	49	10	24	18
666636	666655	10	13	34	49	10	24	18
666637	666656	12	16	43	56.5	12	30.5	24
666638	666657	12	16	43	56.5	12	30.5	24
666639	666658	12	16	43	56.5	12	30.5	24
	666659	15	20	48	61.5	14	34.5	30
	666660	15	20	48	61.5	14	34.5	30
666640	666661	17	21	56.5	68	14	32.5	32
666641	666662	17	21	56.5	68	14	32.5	32
	666663	19	25	58.5	68	14	39.5	32
	666664	19	25	58.5	68	14	39.5	32
666642	666665	23	29	58.5	68	14	41	32
666643	666666	23	29	58.5	68	14	41	32
	666667	25	32	65	81	14	47	42
666644	666668	29	35	65	81	14	47	42
	666669	33	40	80	97.5	14	55	56
666645	666670	36	43	80	97.5	14	56	56
	666671	42	50	92	111	16	65	68
	666672	42	50	92	111	16	65	68
666646	666673	48	55	92	111	16	69	68

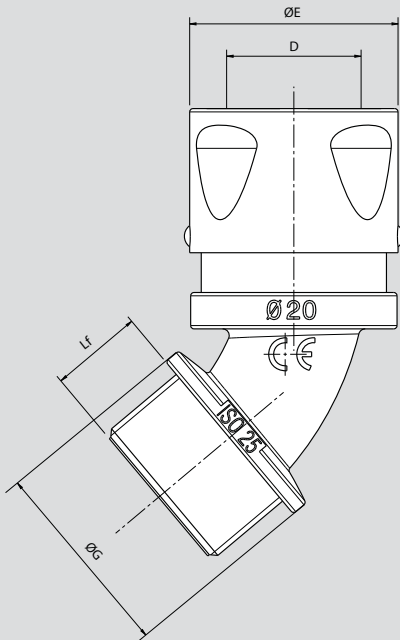
Gas thread	Conduit Size (mm)		Connector size (mm)				
Black	nomD*	outD	A	B	Lf	ØE	ØG
666674	7	10	24	49	10	18	18
666675	7	10	24	49	10	18	18
666676	10	13	34	49	10	24	18
666677	10	13	34	49	10	24	18
666678	12	16	43	56.5	12	30.5	24
666679	12	16	43	56.5	12	30.5	24
666680	17	21	56.5	68	14	32.5	32
666681	23	29	58.5	68	14	41	32
666682	29	35	65	81	14	47	42
666683	36	43	80	97.5	14	56	56
666684	48	55	92	111	16	69	68

*The nominal diameter (nomD) corresponds to the useful diameter of the connector

DIMENSIONAL DATA

Plastic connectors for polyamide flexible conduits

45° PLASTIC THREAD



Iso thread		Conduit size (mm)		Connector size (mm)		
Grey	Black	nomD*	outD	Lf	ØE	ØG
666685	666698	7	10	10	21.5	18
	666699	8	12	10	23	20
666686	666700	10	13	10	24	18
666687	666701	10	13	10	24	18
666688	666702	12	16	12	30.5	24
666689	666703	12	16	12	30.5	24
	666704	15	20	14	34.5	30
	666705	15	20	14	34.5	20
666690	666706	17	21	14	32.5	32
666691	666707	17	21	14	32.5	32
	666708	19	25	14	39.5	32
666692	666709	23	29	14	41	32
	666710	25	32	14	47	42
666693	666711	29	35	14	47	42
	666712	33	40	14	55	56
666694	666713	36	43	14	56	56
666695	666714	36	43	14	56	56
	666715	42	50	16	65	68
666696	666716	48	55	16	69	68
666697	666717	48	55	16	69	68

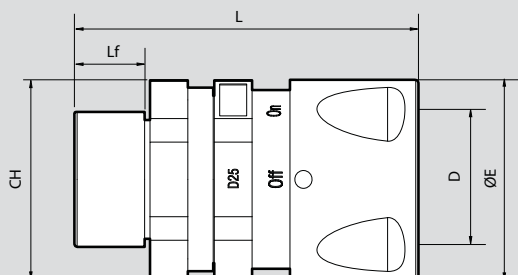
PG thread		Conduit size (mm)		Connector size (mm)		
Grey	Black	nomD*	outD	Lf	ØE	ØG
666718	666735	7	10	10	21.5	18
666719	666736	7	10	10	21.5	18
666720	666737	7	10	10	21.5	18
	666738	8	12	10	23	20
	666739	8	12	10	23	20
666721	666740	10	13	10	24	18
666722	666741	10	13	10	24	18
666723	666742	10	13	10	24	18
666724	666743	10	13	10	24	18
666725	666744	12	16	12	30.5	24
666726	666745	12	16	12	30.5	24
666727	666746	12	16	12	30.5	24
	666747	15	20	14	34.5	30
	666748	15	20	14	34.5	30
666728	666749	17	21	14	32.5	32
666729	666750	17	21	14	32.5	32
	666751	19	25	14	39.5	32
	666752	19	25	14	39.5	32
666730	666753	23	29	14	41	32
666731	666754	23	29	14	41	32
	666755	25	32	14	47	42
666732	666756	29	32	14	47	42
	666757	33	40	14	55	56
666733	666758	36	43	14	56	68
	666759	42	50	16	65	68
	666760	42	50	16	65	68
666734	666761	48	55	16	69	65

Gas thread	Conduit size (mm)		Connector size (mm)		
Black	nomD*	outD	Lf	ØE	ØG
666762	7	10	10	21.5	18
666763	7	10	10	21.5	18
666764	10	13	10	24	18
666765	10	13	10	24	18
666766	12	16	12	30.5	24
666767	12	16	12	30.5	24
666768	17	21	14	32.5	32
666769	23	29	14	41	32
666770	29	35	14	47	42
666771	36	43	14	56	56
666772	48	55	16	69	68

DIMENSIONAL DATA

Metal connectors for polyamide flexible conduits

METAL THREAD STRAIGHT



ISO thread	Conduit size (mm)		Connector size (mm)			
	nomD*	outD	CH	L	Lf	ØE
Black	7	10	22	53	10	24
666773	7	10	22	53	10	24
666774	8	12	24	53	10	26
666775	10	13	22	53	10	24
666776	12	16	25	57	12	30.5
666777	12	16	25	57	12	30.5
666778	15	20	29	60	14	34.5
666779	17	21	30	60	14	32.5
666780	17	21	30	60	14	32.5
666781	19	25	34	63	14	39.5
666782	23	29	38	63	14	41
666783	23	29	38	63	14	41
666784	25	32	41	66	14	47
666785	29	35	45	66	14	47
666786	33	40	50	70	14	55
666787	36	43	55	70	14	56
666788	36	43	55	70	14	56
666789	42	50	60	78	16	65
666790	48	55	65	78	16	69
666791	48	55	65	78	16	69

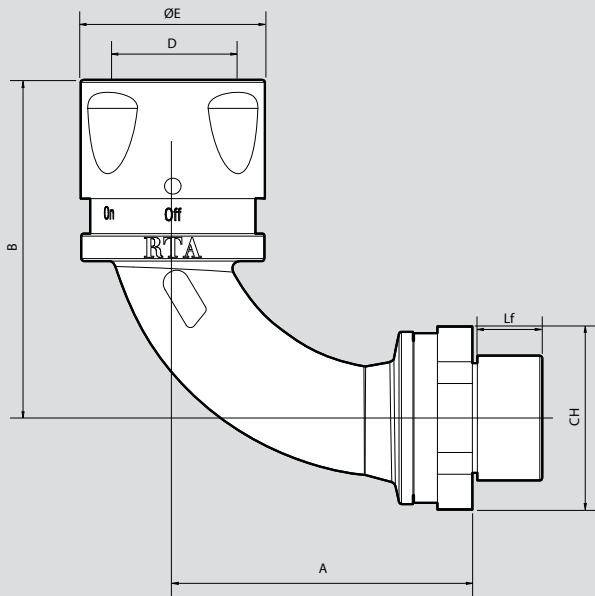
PG thread	Conduit size (mm)		Connector size (mm)			
	nomD*	outD	CH	L	Lf	ØE
Black	7	10	22	53	10	24
666792	7	10	22	53	10	24
666793	8	12	24	53	10	26
666794	10	13	22	53	10	24
666795	12	16	25	57	12	30.5
666796	12	16	25	57	12	30.5
666797	15	20	29	60	14	34.5
666798	17	21	30	60	14	32.5
666799	17	21	30	60	14	32.5
666800	19	25	34	63	14	39.5
666801	23	29	38	63	14	41
666802	25	35	41	66	14	47
666803	29	35	45	66	14	47
666804	33	40	50	70	14	55
666805	36	43	55	70	14	56
666806	42	50	60	78	16	65
666807	42	50	60	78	16	65
666808	48	55	65	78	16	69
666809	48	55	65	78	16	69

*The nominal diameter (nomD) corresponds to the useful diameter of the connector

DIMENSIONAL DATA

Metal connectors for polyamide flexible conduits

90° METAL THREAD



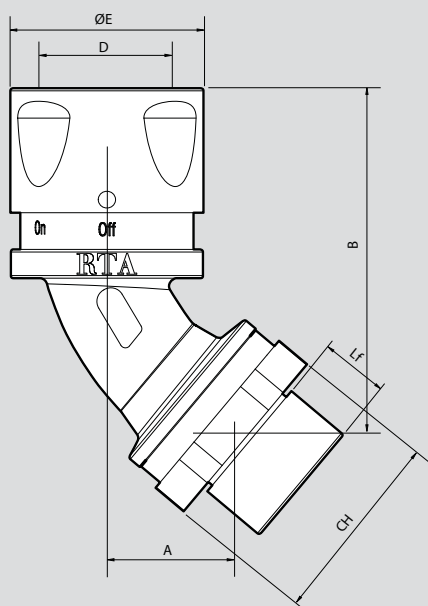
ISO thread	Conduit size (mm)		Connector size (mm)				
	nomD*	outD	CH	A	B	Lf	ØE
666810	7	10	22	35	49	10	18
666811	8	12	24	38	51	10	20
666812	10	13	22	45	49	10	24
666813	12	16	25	54	56.5	12	30.5
666814	12	16	25	54	56.5	12	30.5
666815	15	20	29	59	61.5	14	34.5
666816	17	21	30	68	68	14	32.5
666817	17	21	30	68	68	14	32.5
666818	19	25	34	70	68	14	39.5
666819	23	29	38	70	68	14	41
666820	23	29	38	70	68	14	41
666821	25	32	41	76	81	14	47
666822	29	35	45	76	81	14	47
666823	33	40	50	76	81	14	55
666824	36	43	55	91	97.5	14	56
666825	42	50	60	104	111	16	65
666826	48	55	65	104	111	16	69
666827	48	55	65	104	111	16	69

PG thread	Conduit size (mm)		Connector size (mm)				
	nomD*	outD	CH	A	B	Lf	ØE
666828	7	10	22	35	49	10	18
666829	8	12	24	38	51	10	20
666830	10	13	22	45	49	10	24
666831	12	16	25	54	56.5	12	30.5
666832	12	16	25	54	56.5	12	30.5
666833	15	20	29	59	61.5	14	34.5
666834	17	21	30	68	68	14	32.5
666835	17	21	30	68	68	14	32.5
666836	19	25	34	70	68	14	39.5
666837	23	29	38	70	68	14	41
666838	25	32	41	76	81	14	47
666839	29	35	45	76	81	14	47
666840	33	40	50	76	81	14	55
666841	36	43	55	91	97.5	14	56
666842	42	50	60	104	111	16	65
666843	48	55	65	104	111	16	69
666844	48	55	65	104	111	16	69

DIMENSIONAL DATA

Metal connectors for polyamide flexible conduits

45° METAL THREAD



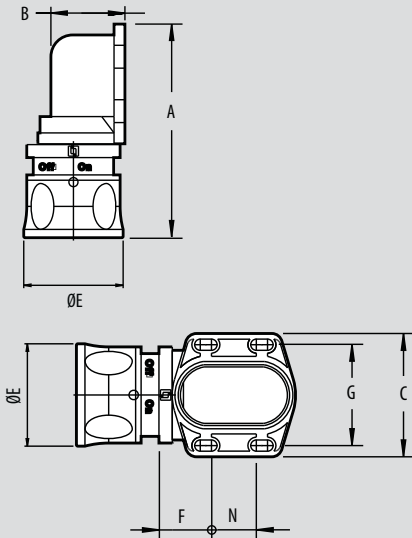
ISO thread	Conduit size (mm)		Connector size (mm)				
	nomD*	outD	CH	A	B	Lf	ØE
666845	7	10	22	35	49	10	18
666846	8	12	24	38	51	10	20
666847	10	13	22	45	49	10	24
666848	12	16	25	54	56.5	12	30.5
666849	12	16	25	54	56.5	12	30.5
666850	15	20	29	59	61.5	14	34.5
666851	17	21	30	68	68	14	32.5
666852	17	21	30	68	68	14	32.5
666853	19	25	34	70	68	14	39.5
666854	23	29	38	70	68	14	41
666855	23	29	38	70	68	14	41
666856	25	32	41	76	81	14	47
666857	29	35	45	76	81	14	47
666858	33	40	50	76	81	14	55
666859	36	43	55	91	97.5	14	56
666860	42	50	60	104	111	16	65
666861	48	55	65	104	111	16	69
666862	48	55	65	104	111	16	69

PG thread	Conduit size (mm)		Connector size (mm)				
	nomD*	outD	CH	A	B	Lf	ØE
666863	7	10	22	35	49	10	18
666864	8	12	24	38	51	10	20
666865	10	13	22	45	49	10	24
666866	12	16	25	54	56.5	12	30.5
666867	12	16	25	54	56.5	12	30.5
666868	15	20	29	59	61.5	14	34.5
666869	17	21	30	68	68	14	32.5
666870	17	21	30	68	68	14	32.5
666871	19	25	34	70	68	14	39.5
666872	23	29	38	70	68	14	41
666873	25	32	41	76	81	14	47
666874	29	35	45	76	81	14	47
666875	33	40	50	76	81	14	55
666876	36	43	55	91	97.5	14	56
666877	42	50	60	104	111	16	65
666878	48	55	65	104	111	16	69
666879	48	55	65	104	111	16	69

DIMENSIONAL DATA

Connectors for polyamide flexible conduits

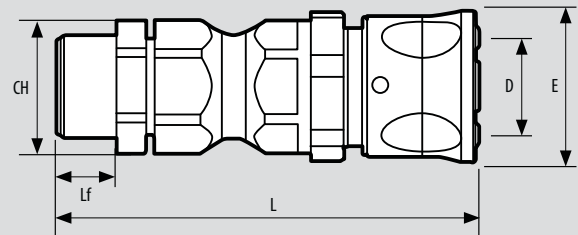
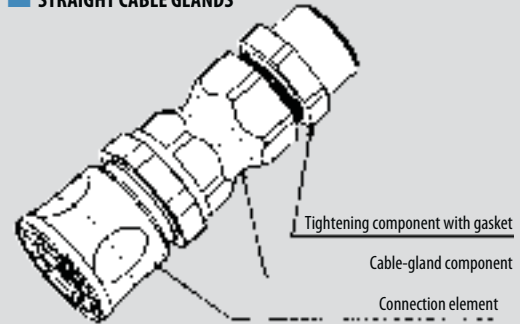
90° FLANGED



PG thread	Size (mm)								
Black	nomD*	outD	A	B	C	ØE	N	F	G
666880	33	40	151	57	87	55	35.5	40	75
666881	36	43	155	57	87	56	35.5	40	75
666882	42	50	156	57	87	65	35.5	40	75
666883	48	55	156	57	87	69	35.5	40	75

Connectors for polyamide flexible conduits

STRAIGHT CABLE GLANDS



Iso thread	Size (mm)					
Black	nomD*	D	CH	E	L	Lf
666884	7	10	15	24	47	10
666885	10	13	19	24	47	10
666886	12	16	28	30.5	80	12
666887	15	20	38	39.5	91	15
666888	17	21	38	39.5	91	15
666889	19	25	28	30.5	72	10
666890	23	29	28	30.5	72	10
666891	25	32	38	39.5	89	15
666892	29	35	38	39.5	89	15
666893	36	43	53	56	97	17
666894	48	55	60	69	105	17

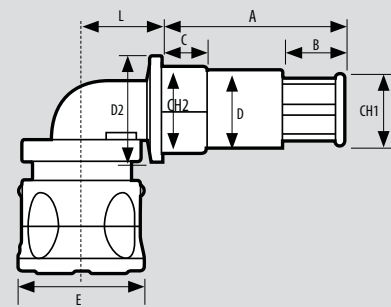
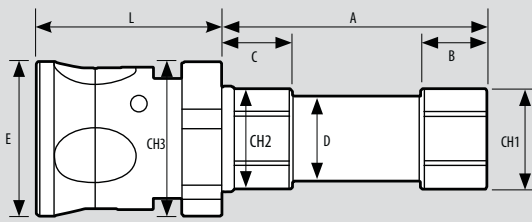
PG thread	Size (mm)					
Black	nomD*	D	CH	E	L	Lf
666895	7	10	15	24	47	10
666896	7	10	15	24	47	10
666897	8	12	15	24	47	10
666898	10	13	19	24	47	10
666899	12	16	28	30.5	80	12
666900	15	20	38	39.5	91	15
666901	17	21	38	39.5	91	15
666902	17	21	38	39.5	91	15
666903	19	25	28	30.5	72	10
666904	23	29	28	30.5	72	10
666905	25	32	38	39.5	89	15
666906	29	35	38	39.5	89	15
666907	36	43	53	56	97	17
666908	48	55	60	69	105	17

DIMENSIONAL DATA

Connectors for polyamide flexible conduits

Fittings

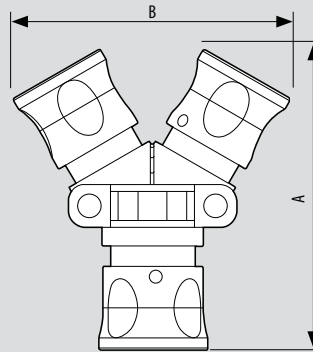
FOR SENSORS



Straight with Iso thread	Size (mm)											
	Black	nomD	A	C	Pu	CH1	CH2	D	L	E	CH3	D2
666909	7	45	12	7	11	15	10	31.5	24	22	-	-
666910	7	45	12	10.65	17	17	14	31.5	24	22	-	-
666911	7	45	15	14	24	17	19	31.5	24	22	-	-
666912	7	45	10	26	39	17	30	31.5	24	22	-	-
666913	8	45	16	11	17	21	14	31.5	26	24	-	-
666914	8	45	10	15.5	24	21	19	31.5	26	24	-	-
666915	8	45	10	26	39	21	30	31.5	26	24	-	-
666916	10	45	12	10.65	17	17	14	31.5	24	11	-	-
666917	10	45	15	14	24	17	19	31.5	24	22	-	-
666918	10	45	10	26	39	17	30	31.5	24	22	-	-
666919	12	45	16	11	17	21	14	34	30.5	25	-	-
666920	12	45	10	15.5	24	21	19	34	30.5	25	-	-
666921	12	45	10	26	39	21	30	34	30.5	25	-	-

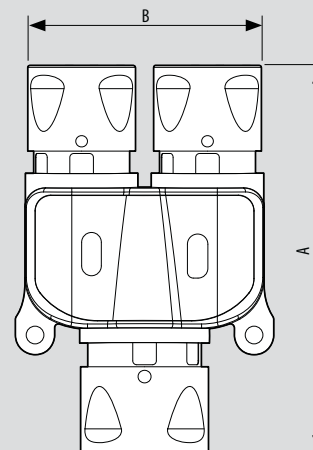
90° with Iso thread	Size (mm)											
	Black	nomD	A	C	Pu	CH1	CH2	D	L	E	CH3	D2
666922	7	45	12	7	11	15	10	33.5	24	-	-	17.5
666923	7	45	12	10.65	17	17	14	33.5	24	-	-	17.5
666924	7	45	15	14	24	17	19	33.5	24	-	-	17.5
666925	7	45	10	26	39	17	30	33.5	24	-	-	17.5
666926	8	45	16	11	17	21	14	34	26	-	-	21
666927	8	45	10	15.5	24	21	19	34	26	-	-	21
666928	8	45	10	26	39	21	30	34	26	-	-	21
666929	10	45	12	7	11	15	10	33.5	24	-	-	21
666930	10	45	12	10.65	17	17	14	33.5	24	-	-	21
666931	10	45	15	14	24	17	19	33.5	24	-	-	21
666932	12	45	10	26	39	17	30	34	24	-	-	26
666933	12	45	16	11	17	21	14	34	26	-	-	26
666934	12	45	20	26	39	21	30	34	26	-	-	26

"Y" fittings



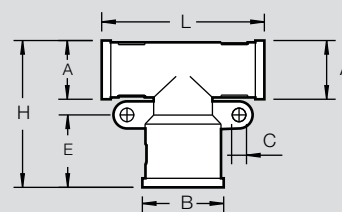
Item	A	B
666938	70	65
666939	77	70
666940	82	72
666941	86	81
666942	92	86

Parallel "Y" fittings



Item	A	B
666935	79	49
666936	86	55
666937	99	66

"T" fittings



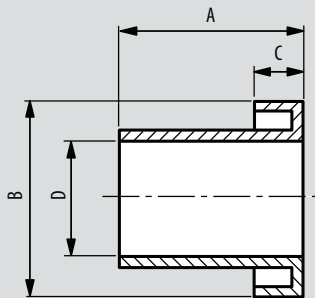
Item	ØA	ØB	ØC	E	H	L
666943	29	37	5	26	62	69
666944	37	43	5	21	72	80

*The nominal diameter (nomD) corresponds to the useful diameter of the connector

DIMENSIONAL DATA

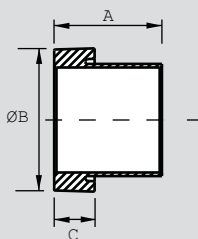
Accessories for polyamide flexible conduits

PROTECTION RINGS



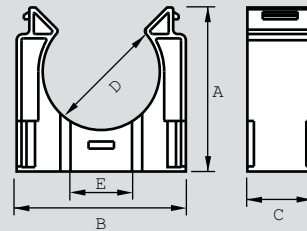
Item	Size (mm)				
	nomD*	A	B	C	D
666945	7	21	16.2	6	10
666946	8	21	19.7	6	12
666947	10	21	20.5	6	13.2
666948	12	21	24.8	6	16
666949	15	21	28.8	6	20
666950	17	21	30	6	21.5
666951	19	21	34.6	8	25
666952	23	21	38.5	6	28.9
666953	25	21	42	8	32
666954	29	21	44.5	6	35
666955	33	21	50	10	40
666956	36	21	52.5	6	43.2
666957	42	21	61	10	50
666958	48	21	66.5	6	55.4

IP68 GASKETS



Item	Size (mm)			
	nomD	A	B	C
666959	7	10	9.7	3.5
666960	8	10	11.7	3.5
666961	10	10	12.75	3.5
666962	12	11	15.6	3.5
666963	15	15	19.8	5
666964	17	15	20.8	5
666965	19	19	24.9	7
666966	23	17	28.8	5
666967	25	23	31.9	9
666968	29	24	34.9	9
666969	33	24.5	39.9	9
666970	36	25	42.9	9
666971	42	27.5	49.9	10
666972	48	28.5	54.9	10

FIXING CLIP

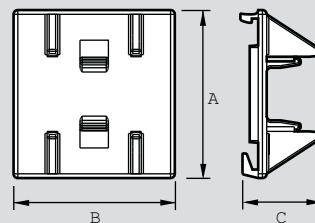


Item	Black	Size (mm)					
		nomD*	D	A	B	C	E
666973	666981	7	10	21.5	22.5	18	4.5
	666982	8	12	24.5	23.5	18	4.5
666974	666983	10	13	25.5	23.5	18	4.5
666975	666984	12	16	28.5	26	18	5.5
	666985	15	20	32.5	32	18	5.5
666976	666986	17	21	33.5	32	18	5.5
	666987	19	25	39	38	18	5.5
666977	666988	23	29	42.5	46.5	18	5.5
	666989	25	32	45	46.5	18	5.5
666978	666990	29	35	48.5	46.5	18	5.5
	666991	33	40	53.5	53.5	18	5.5
666979	666992	36	43	57	55	18	5.5
	666993	42	50	61	63	18	5.5
666980	666994	48	55	69	66	18	5.5



Fixing clips of any size, can be linked together using the retention pins which are supplied.

DIN RAIL FIXING CLIP



Item	Size (mm)				
	nomD*	outD	A	B	C
666995	7-10	10-12	40	21	17
666996	12-17	16-21	40	25	18
666997	19-29	25-32	40	38	20
666998	33-48	40-55	40	52	23



PVC conduit system

APPLICATION SECTORS



Railway and rail transport



Infrastructures



Naval sector and maritime transport



Renewable energies and green building



Food and beverage



Industrial and logistic plants



Commercial and service industry



Automation and robotics



Machining and industrial processes



GE - PVC CONDUITS



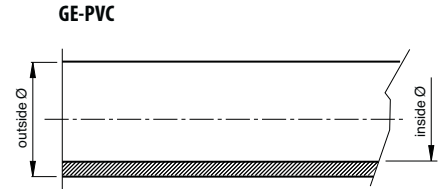
Plain PVC flexible conduit suitable for generic applications and standard environments, it guarantees a moderate protection and a very high flexibility. It can be used with plastic or metallic connectors, and it provides a good resistance to oils and diluted acids.



Material:	Plasticized PVC (PVC-P)
Temperature:	-15°C +70°C
Heat resistance:	750°C (glow wire test)
Self-extinguishing:	Flame retardant
IP Protection index:	IP65 with Universale and 2000 Metal connectors IP67 with Delta connectors

CHEMICALS	RESISTANCE		
	LOW	MEDIUM	HIGH
Unleaded petrol		●	
Industrial detergent			●
Diesel oil	●		
Lubricant oil		●	
Emulsifying solution			●
Washing solvent	●		

NOTE: for installation in environments with particular chemical or corrosive substances, contact LEGRAND technical support.



Item	GE CONDUIT			Quantity (m)
	Nominal	Diameter (mm)		
Blue		Inside	Outside	
3873 00	6	6	9	100
3873 01	8	8	13	100
3873 02	10	10	14	50
3873 03	12	12	15.5	50
3873 04	16	15.5	20.5	50
3873 05	21	20.5	26.6	50
3873 06	27	27	33.5	25
3873 07	35	34.5	41.5	25
3873 08	40	39.5	47.5	25
3873 09	47	47	56	25
3873 10	51	51	61	25
3873 11	58	58	68	25
Black		Diameter (mm)		Quantity (m)
3873 20	Nominal	Inside	Outside	
3873 21	6	6	9	100
3873 22	8	8	13	100
3873 23	10	10	14	50
3873 24	12	12	15.5	50
3873 25	16	15.5	20.5	50
3873 26	21	20.5	26.6	50
3873 27	27	27	33.5	25
3873 28	35	34.5	41.5	25
3873 29	40	39.5	47.5	25
3873 30	47	47	56	25
	51	51	61	25

Item	PVC CONDUIT			Quantity (m)
	Nominal	Diameter (mm)		
Grey		Inside	Outside	
3873 40	6	6	9	100
3873 41	8	8	13	100
3873 42	10	10	14	50
3873 43	12	12	15.5	50
3873 44	16	15.5	20.5	50
3873 45	21	20.5	26.6	50
3873 46	27	27	33.5	25
3873 47	35	34.5	41.5	25
3873 48	40	39.5	47.5	25
3873 49	47	47	56	25
3873 50	51	51	61	25

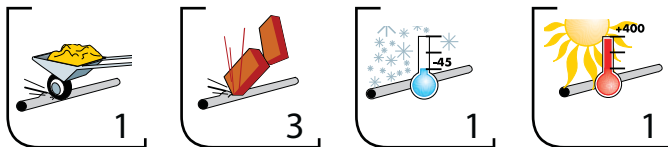
FX CONDUITS



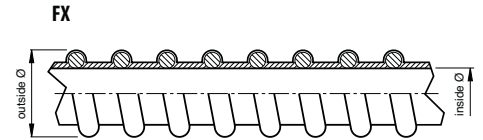
Spiral PVC flexible conduit suitable for generic applications and standard environments above all in residential or commercial applications. It guarantees a moderate protection and an high flexibility thanks to the spiral reinforcement which guarantees a good mechanical resistance.



Material:	Plasticized spiral PVC
Temperature:	+5°C +60°C
IEC classification:	1 3 1 1
Self-extinguishing:	Flame retardant
IP Protection index:	IP44 with Universale connectors.
	IP55 with MF Nylon connectors.
	IP42 with MG Nylon connectors.



Item	FX CONDUIT			Quantity (m)
	Nominal	Diameter (mm)		
Grey RAL 7035		Inside	Outside	
3851 50	10	10	14.5	50
3851 51	12	12	16.5	50
3851 52	13	13	17.5	50
3851 54	15	15	19.5	50
3851 55	16	16	20.5	50
3851 56	17	17	21.5	50
3851 57	20	20	24.5	50
3851 58	21	21	26	50
3851 59	25	25	30.5	50
3851 60	28	28	33	25
3851 61	32	32	38	25
3851 62	38	37.5	43.5	25
3851 63	40	40	46.5	25
3851 64	45	45	51	25
3851 65	50	50	57	25
3851 66	52	52	59	25



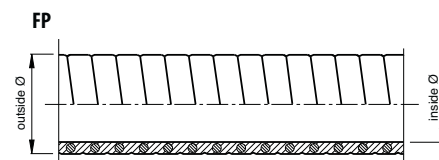
Item	FX CONDUIT			Quantity (m)
	Nominal	Diameter (mm)		
Grey		Inside	Outside	
3821 50	10	10	14.5	50
3821 51	12	12	16.5	50
3821 52	13	13	17.5	50
3821 54	15	15	19.5	50
3821 55	16	16	20.5	50
3821 56	17	17	21.5	50
3821 57	20	20	24.5	50
3821 58	21	21	26	50
3821 59	25	25	30.5	50
3821 60	28	28	33	25
3821 61	32	32	38	25
3821 62	38	37.5	43.5	25
3821 63	40	40	46.5	25
3821 64	45	45	51	25
3821 65	50	50	57	25
3821 66	52	52	59	25

Item	FX CONDUIT			Quantity (m)
	Nominal	Diameter (mm)		
Black		Inside	Outside	
3841 50	10	10	14.5	50
3841 51	12	12	16.5	50
3841 52	13	13	17.5	50
3841 54	15	15	19.5	50
3841 55	16	16	20.5	50
3841 56	17	17	21.5	50
3841 57	20	20	24.5	50
3841 58	21	21	26	50
3841 59	25	25	30.5	50
3841 60	28	28	33	25
3841 61	32	32	38	25
3841 62	38	37.5	43.5	25
3841 63	40	40	46.5	25
3841 64	45	45	51	25
3841 65	50	50	57	25
3841 66	52	52	59	25

CHEMICALS	RESISTANCE		
	LOW	MEDIUM	HIGH
Unleaded petrol		●	
Industrial detergent			●
Diesel oil	●		
Lubricant oil		●	
Emulsifying solution			●
Washing solvent	●		

NOTE: for installation in environments with particular chemical or corrosive substances, contact LEGRAND technical support.

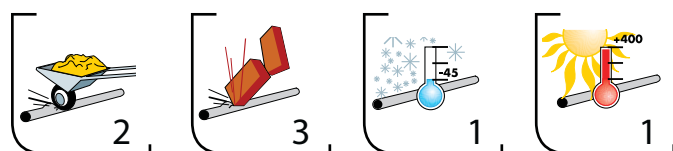
FP CONDUITS



Spiral heavy PVC flexible conduit suitable for several applications and standard environments, it guarantees a good protection, thanks to his thickness, and an high flexibility. The plain internal surface helps the cables sliding.



Material:	Plasticized PVC
Temperature:	+5°C +60°C
IEC classification:	2 3 1 1
Self-extinguishing:	Flame retardant
IP Protection index:	IP55 with MF Nylon connectors. IP44 with Universale connectors. IP42 with MG Nylon connectors

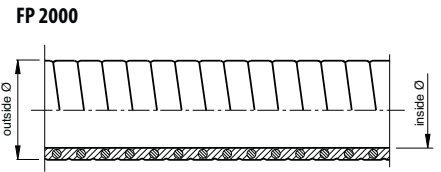


CHEMICALS	RESISTANCE		
	LOW	MEDIUM	HIGH
Unleaded petrol		●	
Industrial detergent			●
Diesel oil			●
Lubricant oil		●	
Emulsifying solution			●
Washing solvent		●	

NOTE: for installation in environments with particular chemical or corrosive substances, contact LEGRAND technical support.

Item	FP CONDUIT			Quantity (m)
	Nominal	Diameter (mm)		
		Inside	Outside	
Grey				
3874 60	10	10	14.5	50
3874 61	13	13	17.5	50
3874 62	15	15	19.5	50
3874 63	21	21	25.5	50
3874 64	28	28	33	25
3874 65	38	37.5	43.5	25
3874 66	45	45	51	25
3874 67	52	52	59	25
	Nominal	Diameter (mm)		Quantity (m)
Black				
3874 70	10	10	14.5	50
3874 71	13	13	17.5	50
3874 72	15	15	19.5	50
3874 73	21	21	25.5	50
3874 74	28	28	33	25
3874 75	38	37.5	43.5	25
3874 76	45	45	51	25
3874 77	52	52	59	25

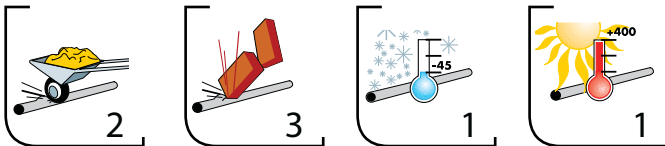
FP 2000 CONDUITS



Spiral heavy PVC flexible conduit suitable for several applications and standard environments, it guarantees good protection and good resistances, thanks to his thickness, and an high flexibility. The plain internal surface helps the cables sliding. It can be used with plastic or metal connectors.



Material:	Plasticized PVC
Temperature:	+5°C +60°C
IEC classification:	2 3 1 1
Self-extinguishing:	Flame retardant
IP Protection index:	IP44 with Universale connectors. IP66 with 2000 Metal connectors



CHEMICALS	RESISTANCE		
	LOW	MEDIUM	HIGH
Unleaded petrol		●	
Industrial detergent			●
Diesel oil			●
Lubricant oil		●	
Emulsifying solution			●
Washing solvent		●	

NOTE: for installation in environments with particular chemical or corrosive substances, contact LEGRAND technical support.

Item	FP 2000 CONDUIT			Quantity (m)
	Nominal	Diameter (mm)		
		Inside	Outside	
Grey				
3875 60	10	10	15.5	50
3875 61	12	12.5	17.5	50
3875 62	16	16	21	50
3875 63	21	21	26	50
3875 64	27	27	33.5	25
3875 65	35	35.5	42.5	25
3875 66	40	40.5	48.5	25
3875 67	51	52	60.5	25
		Diameter (mm)		Quantity (m)
Black	Nominal	Inside	Outside	
3875 70	10	10	15.5	50
3875 71	12	12.5	17.5	50
3875 72	16	16	21	50
3875 73	21	21	26	50
3875 74	27	27	33.5	25
3875 75	35	35.5	42.5	25
3875 76	40	40.5	48.5	25
3875 77	51	52	60.5	25

GE TR STEEL BRAIDED FLEXIBLE CONDUITS

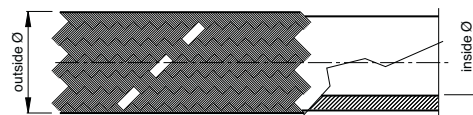


3873 63

Plain PVC flexible conduit covered with a galvanized steel braid. Suitable for applications in specific environments: thanks to the external steel braid it provides a good protection with flames, sparks, processing or tooling residues and wastes. It's the ideal solution to ensure the protection of electrical installations.



GE TR



Material:	Plasticized PVC (PVC-P), covered with a Galvanized steel braid.
Temperature:	-15°C +70°C
Self-extinguishing:	Flame retardant
IP Protection index:	IP67 with Delta connector. IP65 2000 Metal connector.

CHEMICALS	RESISTANCE		
	LOW	MEDIUM	HIGH
Unleaded petrol		●	
Industrial detergent			●
Diesel oil			●
Lubricant oil		●	
Emulsifying solution			●
Washing solvent		●	

NOTE: for installation in environments with particular chemical or corrosive substances, contact LEGRAND technical support.

Item

GE TR CONDUIT

Item	Diameter (mm)			Quantity (m)
	Nominal	Inside	Outside	
3873 60	10	10	15.5	50
3873 61	12	12	17.5	50
3873 61	16	15.5	21.5	50
3873 63	21	20.5	26.5	50
3873 64	27	27	35	25
3873 65	35	34.5	45	25
3873 66	40	39.5	50	25
3873 67	47	47	57	25
3873 68	58	58	70	25

PLASTIC CONNECTORS FOR PVC FLEXIBLE CONDUITS



UV resistant



3829 25

Fixed male connector made in high quality polyamide reinforced with glass fibre. It can be used with all PVC conduits and it provides good mechanical and thermal performances and good resistance to vibration and weathering. It is suitable for most applications.

Material:	Polyamide PA6 [UL94-V0] reinforced with glass fibre.
Temperature:	-20°C +80°C
Heat resistance:	850°C (glow wire test)
IP Protection index:	IP65 with GE-PVC conduits. IP44 with FX - FP - FP2000 conduits.

Item	ISO THREAD	Conduit diameter (mm)		Quantity (pcs)
		Inside min	Outside max	
Black				
	Nominal			
3829 51	M16x1.5	10	16	75
3829 52	M16x1.5	12	18	75
3829 53	M20x1.5	12	18	75
3829 54	M20x1.5	15	21.5	30
3829 55	M25x1.5	20	26.5	30
3829 56	M32x1.5	27	33.5	15
3829 57	M32x1.5	25	30.5	15
3829 58	M32x1.5	32	40	10
3829 59	M40x1.5	39	50	10
3829 60	M50x1.5	44	53.5	8
3829 98	M50x1.5	50	61	5
Grey				
	Nominal			
3829 20	M12x1.5	8	15	75
3829 21	M16x1.5	10	16	75
3829 22	M16x1.5	12	18	75
3829 23	M20x1.5	12	18	75
3829 24	M20x1.5	15	21.5	30
3829 25	M25x1.5	20	26.5	30
3829 26	M32x1.5	27	33.5	15
3829 27	M32x1.5	25	30.5	15
3829 28	M32x1.5	32	40	10
3829 79	M40x1.5	34.5	41.5	10
3829 29	M40x1.5	39	50	10
3829 30	M50x1.5	44	53.5	8
3829 97	M50x1.5	50	61	5
RAL 7035				
	Nominal			
3829 81	M16x1.5	10	16	75
3829 82	M16x1.5	12	18	75
3829 83	M20x1.5	12	18	75
3829 84	M20x1.5	15	21.5	30
3829 85	M25x1.5	20	26.5	30
3829 86	M32x1.5	27	33.5	15
3829 87	M32x1.5	25	30.5	15
3829 88	M32x1.5	32	40	10
3829 89	M40x1.5	39	50	10
3829 90	M50x1.5	44	53.5	8
3829 99	M50x1.5	50	61	5
3829 80	M63x1.5	50	61	10

According to UNI 5542-65

NOTE: minimum recommended conduit thickness: 2 mm

Item	PG THREAD	Conduit diameter (mm)		Quantity (pcs)
		Inside min	Outside max	
Black				
	Thread			
3829 41	PG9	10	16	75
3829 42	PG11	12	18	75
3829 43	PG13.5	12	18	75
3829 44	PG13.5	15	21.5	30
3829 45	PG16	15	21.5	30
3829 46	PG21	20	26.5	30
3829 47	PG29	27	33.5	15
Grey				
	Thread			
3829 00	PG7	8	15	75
3829 48	PG7	10	16	75
3829 11	PG9	10	16	75
3829 49	PG11	10	16	75
3829 50	PG13.5	10	16	75
3829 12	PG11	12	18	75
3829 13	PG13.5	12	18	75
3829 14	PG13.5	15	21.5	30
3829 15	PG16	15	21.5	30
3829 16	PG21	20	26.5	30
3829 17	PG29	27	33.5	15
3829 18	PG36	34.5	41.5	10
RAL 7035				
	Thread			
3829 71	PG9	10	16	75
3829 72	PG11	12	18	75
3829 73	PG13.5	12	18	75
3829 74	PG13.5	15	21.5	30
3829 75	PG16	15	21.5	30
3829 76	PG21	20	26.5	30
3829 77	PG29	27	33.5	15

According to DIN 40430

PLASTIC CONNECTORS FOR PVC FLEXIBLE CONDUITS



UV resistant



3829 16

Fixed male connector made in high quality polyamide reinforced with glass fibre. It can be used with all PVC conduits and it provides good mechanical and thermal performances and good resistance to vibration and weathering. It is suitable for most applications.

Material:	Polyamide PA6 [UL94-V0] reinforced with glass fibre.
Temperature:	-20°C +80°C
Heat resistance:	850°C (glow wire test)
IP Protection index:	IP65 with GE-PVC conduits. IP44 with FX - FP - FP2000 conduits.

NOTE: minimum recommended conduit thickness: 2 mm

Item	GAS THREAD	Conduit diameter (mm)		Quantity (pcs)	RAL 7035	Thread	Conduit diameter (mm)		Quantity (pcs)
		Inside min	Outside max				Inside min	Outside max	
3829 31	G1/4	10	16	75	3829 61	G1/4	10	16	75
3829 32	G3/8	10	16	75	3829 62	G3/8	10	16	75
3829 33	G3/8	12	18	75	3829 63	G3/8	12	18	75
3829 34	G1/2	12	18	75	3829 64	G1/2	12	18	75
3829 35	G1/2	15	21.5	30	3829 65	G1/2	15	21.5	30
3829 36	G3/4	20	26.5	30	3829 66	G3/4	20	26.5	30
3829 37	G1	27	33.5	15	3829 67	G1	27	33.5	15
3829 38	G1	25	30.5	15	3829 68	G1	25	30.5	15
3829 39	G1	32	40	10	3829 69	G1	32	40	10
3829 40	G1 1/4	39	50	10	3829 60	G1 1/4	39	50	10
3829 93	G1 1/2	44	53.5	8	3829 95	G1 1/2	44	53.5	8
3829 94	G2	50	61	5	3829 96	G2	50	61	5
		Conduit diameter (mm)		Quantity (pcs)	According to UNI-ISO 228/1				
		Inside min	Outside max						
3829 78	G1/4	6	9	75					
3829 01	G1/4	10	16	75					
3829 02	G3/8	10	16	75					
3829 03	G3/8	12	18	75					
3829 04	G1/2	12	18	75					
3829 05	G1/2	15	21.5	30					
3829 06	G3/4	20	26.5	30					
3829 07	G1	27	33.5	15					
3829 08	G1	25	30.5	15					
3829 09	G1	32	40	10					
3829 10	G1 1/4	39	50	10					
3829 91	G1 1/2	44	53.5	8					
3829 92	G2	50	61	5					

MF NYLON CONNECTORS



3815 24

One-piece fixed male polyamide connector for spiral PVC conduits. It ensures good mechanical and thermal performance and it can be used to protect electrical installations in standard environments.

Material:	Polyamide PA6 [UL94-V0] reinforced with glass fibre.
Temperature:	-20°C +80°C
Heat resistance:	850°C (glow wire test)
IP Protection index:	IP55 with FX and FP conduits.

Item	PG THREAD		
	Thread	Nominal diameter (mm)	Quantity (pcs)
Grey			
3815 21	PG9	10	100
3815 22	PG11	13	100
3815 23	PG13.5	13	100
3815 24	PG13.5	15	50
3815 25	PG16	15	50
3815 26	PG16	17	50
3815 27	PG21	21	50
3815 28	PG29	28	40
3815 29	PG36	38	25
3815 30	PG42	45	20
3815 31	PG48	52	10

According to DIN 40430

Item	GAS THREAD		
	Thread	Nominal diameter (mm)	Quantity (pcs)
Grey			
3815 01	G1/4	10	100
3815 02	G3/8	10	100
3815 03	G1/2	13	100
3815 04	G1/2	15	50
3815 05	G3/4	21	50
3815 06	G1	28	25
3815 07	G1 1/4	38	25
3815 08	G1 1/2	45	18
3815 09	G2	52	10

According to UNI-ISO 228/1

MG NYLON CONNECTORS



UV resistant



381694



381467

One-piece fixed male polyamide connector for spiral PVC conduits. It ensures good mechanical and thermal performance and it can be used to protect electrical installations in standard environments.

Material:	Polyamide PA6 [UL94-V0] reinforced with glass fibre.
Temperature:	-20°C +80°C
Heat resistance:	850°C (glow wire test)
IP Protection index:	IP42 with FX and FP conduits.

Item	ISO THREAD	Thread	Nominal diameter (mm)	Quantity (pcs)
Black				
381691	M16X1.5		10	100
381692	M20X1.5		13	100
381693	M20X1.5		15	50
381694	M25X1.5		21	50
381695	M32X1.5		28	20

According to UNI 5542-65

Black	GAS THREAD	Thread	Nominal diameter (mm)	Quantity (pcs)
381652	G1/4		10	100
381653	G3/8		10	100
381654	G1/2		10	100
381655	G1/2		13	100
381656	G1/2		15	50
381657	G3/4		21	50
381658	G1		28	40
381659	G1 1/4		38	25
381660	G1 1/2		45	18
381661	G2		52	10

Grey	Thread	Nominal diameter (mm)	Quantity (pcs)
381602	G1/4	10	100
381603	G3/8	10	100
381604	G1/2	10	100
381605	G1/2	13	100
381606	G1/2	15	50
381607	G3/4	21	50
381608	G1	28	40
381609	G1 1/4	38	25
381610	G1 1/2	45	18
381611	G2	52	10

RAL 7035	Thread	Nominal diameter (mm)	Quantity (pcs)
381463	G3/8	10	100
381464	G1/2	10	100
381465	G1/2	13	100
381466	G1/2	15	50
381467	G3/4	21	50
381468	G1	28	40
381469	G1 1/4	38	25
381470	G1 1/2	45	18
381471	G2	52	10

According to UNI-ISO 228/1

Item	PG THREAD	Thread	Nominal diameter (mm)	Quantity (pcs)
Black				
381672	PG9		10	100
381673	PG11		10	100
381674	PG13.5		10	100
381675	PG11		13	100
381676	PG13.5		13	100
381677	PG13.5		15	50
381678	PG16		15	50
381679	PG16		17	50
381680	PG21		21	50
381681	PG29		28	40
381682	PG36		38	25
381683	PG42		45	18
381684	PG48		52	10

Grey	Thread	Nominal diameter (mm)	Quantity (pcs)
381622	PG9	10	100
381623	PG11	10	100
381624	PG13.5	10	100
381625	PG11	13	100
381626	PG13.5	13	100
381627	PG13.5	15	50
381628	PG16	15	50
381629	PG16	17	50
381630	PG21	21	50
381631	PG29	28	40
381632	PG36	38	25
381633	PG42	45	18
381634	PG48	52	10

RAL 7035	Thread	Nominal diameter (mm)	Quantity (pcs)
381482	PG9	10	100
381483	PG11	10	100
381484	PG13.5	10	100
381485	PG11	13	100
381486	PG13.5	13	100
381487	PG13.5	15	50
381488	PG16	15	50
381489	PG16	17	50
381490	PG21	21	50
381491	PG29	28	40
381492	PG36	38	25
381493	PG42	45	18
381494	PG48	52	10

According to DIN 40430

DELTA CONNECTORS



3812 28

One-piece fixed male metal connector for GE and GE TR conduits. To guarantee the protection and the IP index it must be used with the corresponding protection rings and hose clamps. It ensures high mechanical and thermal performances and a protection index IP67.

Material:	UNI EN 12164 CW 614N brass (up to Ø27 mm)
	Nickel plating: 2-5 µm
	GD-Al Si 12 Cu 2 Fe UNI 5076-74 Aluminium (Ø36 mm)
IP Protection index:	IP67 with GE PVC conduits
	IP67 with GE TR conduits

Item	PG THREAD		
	Thread	Nominal ø (mm)	Quantity (pcs)
3812 21	PG9	10	100
3812 38	PG9	12	100
3812 22	PG11	12	100
3812 23	PG13.5	12	100
3812 24	PG16	12	100
3812 25	PG13.5	16	100
3812 26	PG16	16	100
3812 27	PG13.5	21	50
3812 28	PG16	21	50
3812 29	PG21	21	50
3812 30	PG21	27	25
3812 31	PG29	35	10
3812 32	PG36	40	5
3812 33	PG36	47	5
3812 34	PG42	47	5
3812 35	PG48	58	5

According to DIN 40430

Item	GAS THREAD		
	Thread	Nominal ø (mm)	Quantity (pcs)
3812 01	G1/4	10	100
3812 02	G3/8	12	100
3812 03	G1/2	12	100
3812 04	G1/2	16	100
3812 05	G1/2	21	50
3812 06	G3/4	21	50
3812 07	G3/4	27	25
3812 08	G1	27	25
3812 09	G1	35	10
3812 10	G1 1/4	40	5
3812 11	G1 1/2	47	5
3812 12	G2	58	5

According to UNI-ISO 228/1

ACCESSORIES



3813 40



3813 72



3813 82

Item

PROTECTION RINGS

Dedicated metal protection ring to be used with DELTA connectors and GE TR conduits. It ensures the correct assembly and the safety of operators during the installation.

Item	Nominal ø (mm)	Quantity (pcs)
3813 10	10	100
3813 12	12	100
3813 15	16	50
3813 20	21	50
3813 27	27	25
3813 36	35	25
3813 40	40	25
3813 47	47	25
3813 58	58	25

HOSE CLAMP

Metal fastening element with monobloc mechanism and hexagon head closing screw.

Item	Width (mm)	outside conduit ø min-max	Quantity (pcs)
3813 60	11-17		100
3813 62	13-20		100
3813 64	15-24		50
3813 66	19-28		50
3813 68	26-38		25
3813 70	32-44		25
3813 72	38-50		25
3813 74	44-56		10
3813 76	58-75		10

HOSE CLAMP WITH EARTHING SCREW

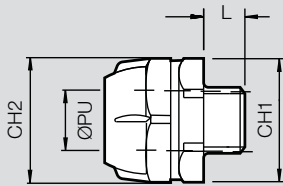
Galvanised steel fastening element (monobloc mechanism and hexagon head closing screw); it can be connected to the earth using the dedicated screw

Item	Width (mm)	outside conduit ø min-max	Quantity (pcs)
3813 78	8-14		100
3813 80	13-20		100
3813 82	19-28		50
3813 84	32-44		25
3813 86	44-56		25
3813 88	58-75		20

DIMENSIONAL DATA

Plastic connectors for PVC conduits

UNIVERSALE

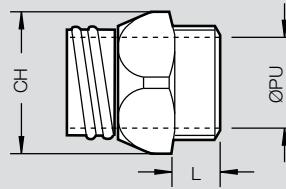


Iso thread			Size (mm)			
Item			Ø PU	CH1	CH2	L
Black	Grey	RAL7035				
	3829 20		6	24	25	10
3829 51	3829 21	3829 81	8	24	25	10
3829 52	3829 22	3829 82	10	26	28	12
3829 53	3829 23	3829 83	10	26	28	12
3829 54	3829 24	3829 84	13	31	34	13
3829 55	3829 25	3829 85	18	36	40	14
3829 56	3829 26	3829 86	24	45	48	15
3829 57	3829 27	3829 87	23	42	45	15
3829 58	3829 28	3829 88	27	51	56	15
3829 59	3829 29	3829 89	34	61	67	15
3829 60	3829 30	3829 90	39	66	72	15
3829 98	3829 97	3829 99	45.5	73	80	20
	3829 79		30	54	60	15

PG thread			Size (mm)			
Item			Ø PU	CH1	CH2	L
Black	Grey	RAL7035				
	3829 00		6	24	25	10
3829 41	3829 11	3829 71	8	24	25	10
3829 42	3829 12	3829 72	10	26	28	12
3829 43	3829 13	3829 73	10	26	28	13
3829 44	3829 14	3829 74	13	31	34	13
3829 45	3829 15	3829 75	13	31	34	13
3829 46	3829 16	3829 76	18	36	40	14
3829 47	3829 17	3829 77	24	45	48	15
	3829 18		30	54	60	15

Gas thread			Size (mm)			
Item			Ø PU	CH1	CH2	L
Black	Grey	RAL7035				
3829 31	3829 01	3829 61	8	24	25	10
3829 32	3829 02	3829 62	8	24	25	12
3829 33	3829 03	3829 63	10	26	28	12
3829 34	3829 04	3829 64	10	26	28	13
3829 35	3829 05	3829 65	13	31	34	13
3829 36	3829 06	3829 66	18	36	40	14
3829 37	3829 07	3829 67	24	45	48	15
3829 38	3829 08	3829 68	23	42	45	15
3829 39	3829 09	3829 69	27	51	56	15
3829 40	3829 10	3829 60	34	61	67	15
3829 93	3829 91	3829 95	39	66	72	15
3829 94	3829 92	3829 96	45.5	73	80	20

MF NYLON



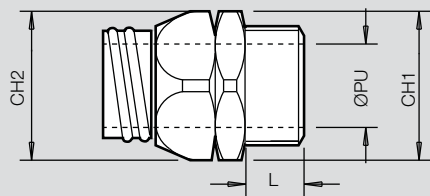
PG thread	Size (mm)		
Grey item	Ø PU	CH	L
3815 21	8	19	8.5
3815 22	11	24	9
3815 23	11	24	9
3815 24	12.5	24	9
3815 25	12.5	24	9
3815 26	15	26	10
3815 27	18	30	10
3815 28	23	38	12
3815 29	31	46	12
3815 30	38	55	12
3815 31	48	65	20

Gas thread	Size (mm)		
Grey item	Ø PU	CH	L
3815 01	8	19	8.5
3815 02	8	19	8.5
3815 03	11	24	9
3815 04	12.5	24	9
3815 05	18	30	10
3815 06	23	38	13.5
3815 07	31	46	13.5
3815 08	38	55	13.5
3815 09	48	65	20

DIMENSIONAL DATA

Plastic connectors for PVC conduits

MG NYLON



Iso thread	Size (mm)			
Item Black	Ø PU	CH1	CH2	L
3816 91	8	19	19	9
3816 92	11	24	24	9
3816 93	12.5	24	24	9
3816 94	18	30	30	10
3816 95	23	38	38	14

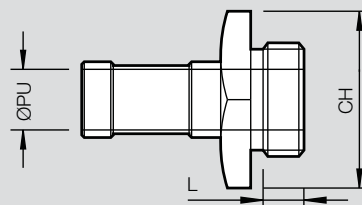
PG thread			Size (mm)			
Item			Ø PU	CH1	CH2	L
Black	Grey	RAL7035				
3816 72	3816 22	3814 82	8	19	19	9
3816 73	3816 23	3814 83	8	19	19	9
3816 74	3816 24	3814 84	8	19	19	9
3816 75	3816 25	3814 85	11	24	24	9
3816 76	3816 26	3814 86	11	24	24	9
3816 77	3816 27	3814 87	12.5	24	24	9
3816 78	3816 28	3814 88	12.5	26	24	9
3816 79	3816 29	3814 89	15	26	26	9
3816 80	3816 30	3814 90	18	30	30	10
3816 81	3816 31	3814 91	23	38	38	13
3816 82	3816 32	3814 92	31	46	46	13
3816 83	3816 33	3814 93	38	55	55	12
3816 84	3816 34	3814 94	48	65	65	19

Gas thread			Size (mm)			
Item			Ø PU	CH1	CH2	L
Black	Grey	RAL7035				
3816 52	3816 02	-	5	19	19	8
3816 53	3816 03	3814 63	8	19	19	9
3816 54	3816 04	3814 64	8	19	19	9
3816 55	3816 05	3814 65	11	24	24	9
3816 56	3816 06	3814 66	12.5	24	24	9
3816 57	3816 07	3814 67	18	30	30	10
3816 58	3816 08	3814 68	23	38	38	14
3816 59	3816 09	3814 69	31	46	46	13
3816 60	3816 10	3814 70	38	55	55	12
3816 61	3816 11	3814 71	48	65	65	19

DIMENSIONAL DATA

Metal connectors for steel braided conduits

DELTA



PG thread	Size (mm)		
Item	Ø PU	CH	L
3812 21	9	18	8
3812 38	10	20	8
3812 22	10	20	8
3812 23	10	22	8
3812 24	10	24	8
3812 25	12	24	10
3812 26	12	24	10
3812 27	16	27	10
3812 28	16	27	10
3812 29	16	30	10
3812 30	23	35	10
3812 31	30	46	12
3812 32	34	55	14
3812 33	40	60	14
3812 34	40	60	14
3812 35	51	70	16

Gas thread	Size (mm)		
Item	Ø PU	CH	L
3812 01	9	18	8
3812 02	10	20	8
3812 03	10	22	8
3812 04	12	24	10
3812 05	16	27	10
3812 06	16	30	10
3812 07	21.5	35	10
3812 08	23	35	10
3812 09	26	46	12
3812 10	34	55	14
3812 11	40	60	14
3812 12	51	70	16



Metal-plastic conduit system

APPLICATION SECTORS



Railway and rail transport



Infrastructures



Naval sector and maritime transport



Renewable energies and green building



Food and beverage



Industrial and logistic plants



Commercial and service industry



Automation and robotics



Machining and industrial processes



STANDARD FA CONDUITS



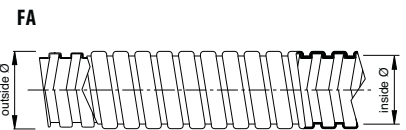
3874 20

3874 29

Pliable galvanized steel conduit with single hemming structure covered with spiral PVC. Suitable for most applications it has good flexibility and good mechanical and thermal performances. Used together with 2000 Metal connectors and dedicated sleeves it guarantees an IP67 protection index.



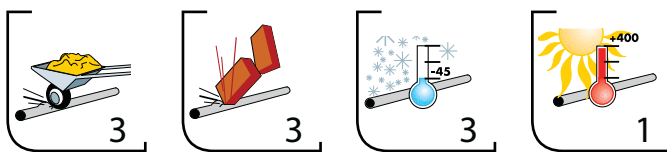
Material:	Hot-dip galvanized steel (Fe P01-P02) pliable conduit covered with spiral PVC.
Temperature:	-15°C +60°C
IEC classification:	3 3 3 1
Self-extinguishing:	Flame retardant
Electric properties:	Electric continuity guaranteed
IP Protection index:	IP42 with MG Metal connectors. IP42 with 2000 Metal connectors IP65 with 2000 Metal connectors IP67 with 2000 Metal connectors and sleeves



Item

STANDARD FA CONDUITS

		Diameter (mm)				Quantity (m)
Grey	Black	Nominal	Inside	Outside		
3874 20	3874 29	8	8	12	50	
3874 21	3874 30	10	10	14	50	
3874 22	3874 31	12	12	15.5	50	
3874 23	3874 32	16	15.5	19.5	50	
3874 24	3874 33	21	20.5	24.5	50	
3874 25	3874 34	27	26.5	31.5	25	
3874 26	3874 35	35	34.5	40	25	
3874 27	3874 36	40	39.5	45	25	
3874 28	3874 37	51	50.5	56	25	



CHEMICALS	RESISTANCE		
	LOW	MEDIUM	HIGH
Unleaded petrol		●	
Industrial detergent			●
Diesel oil	●		
Lubricant oil		●	
Emulsifying solution			●
Washing solvent		●	

NOTE: for installation in environments with particular chemical or corrosive substances, contact LEGRAND technical support.

FA HF CONDUITS (HALOGEN FREE)



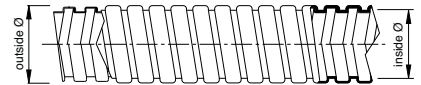
3874 40

Pliable galvanized steel conduit with single hemming structure covered with halogen free thermoplastic compound. Suitable for most applications it has good flexibility and good mechanical and thermal performances. Used together with 2000 Metal connectors and dedicated sleeves it guarantees an IP67 protection index maintaining halogen free and flame resistance properties.

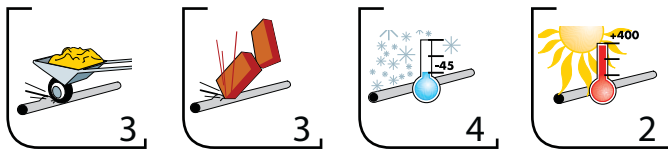


Material:	Hot-dip galvanized steel (Fe P01-P02) pliable conduit covered with halogen free thermoplastic compound HF039/4H [UL94-V0].
Temperature:	-25°C +90°C
IEC classification:	3 3 4 2
Self-extinguishing:	Flame retardant
Electric properties:	Electric continuity guaranteed
IP Protection index:	IP65 with 2000 Metal connectors IP67 with 2000 Metal connectors and sleeves

FA HALOGEN FREE



Item	FA HF CONDUITS (HALOGEN FREE)			Quantity (m)
	Nominal	Diameter (mm)		
Grey		Inside	Outside	
3874 40	8	8	12	50
3874 41	10	10	14	50
3874 42	12	12	15.5	50
3874 43	16	15.5	19.5	50
3874 44	21	20.5	24.5	50
3874 45	27	26.5	31.5	25
3874 46	35	34.5	40	25
3874 47	40	39.5	45	25
3874 48	51	50.5	56	25



CHEMICALS	RESISTANCE		
	LOW	MEDIUM	HIGH
Unleaded petrol			●
Industrial detergent			●
Diesel oil			●
Lubricant oil			●
Emulsifying solution		●	
Washing solvent		●	

NOTE: for installation in environments with particular chemical or corrosive substances, contact LEGRAND technical support.

LAPI Compliant to CEN TS 45545 – Risk level HL2
 Compliant to UNI CEI 11170 – Risk level LR4
 Compliant to NF F 16-101/102 – Smoke emissions F2
 Additional extension: compliant to NF F 16-101/102 – Smoke emissions F1

FA 2000 CONDUITS



3872 74

3872 83

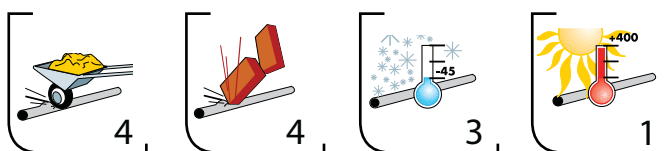
3874 50

FA 2000 CONDUITS

Pliable galvanized steel conduit with double hemming structure covered with spiral PVC. Suitable for most applications it has good flexibility and good mechanical and thermal performances. Used together with 2000 Metal connectors and dedicated sleeves it guarantees an IP67 protection index.



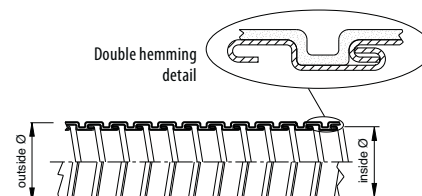
Material:	Hot-dip galvanized steel (Fe P01-P02) pliable conduit covered with spiral PVC.
Temperature:	-15°C +60°C
IEC classification:	4 4 3 1
Self-extinguishing:	Flame retardant
Electric properties:	Electric continuity guaranteed
Protection index:	IP65 with 2000 Metal connectors IP67 with 2000 Metal connectors and sleeves



Item	FA 2000 CONDUITS			Quantity (m)
	Nominal	Inside	Outside	
Grey				
3872 71	10	10	13.5	50
3872 72	12	12	15.5	50
3872 73	16	15.5	19.5	50
3872 74	21	20.5	24.5	50
3872 75	27	26.5	31.5	25
3872 76	35	34.5	40	25
3872 77	40	39.5	45	25
3872 78	51	50.5	56	25

Item	FA 2000 CONDUITS			Quantity (m)
	Nominal	Inside	Outside	
Black				
3872 80	10	10	13.5	50
3872 81	12	12	15.5	50
3872 82	16	15.5	19.5	50
3872 83	21	20.5	24.5	50
3872 84	27	26.5	31.5	25
3872 85	35	34.5	40	25
3872 86	40	39.5	45	25
3872 87	51	50.5	56	25

FA 2000



SLEEVES

Halogen free and flame retardant sleeve dedicated to FA series conduits. Coupled with FA, FA HF and FA2000 conduits and 2000 Metal connectors, it guarantees a protection index IP67 for static and dynamic applications.

Material:	Halogen free thermoplastic compound [UL94-V0].
Temperature:	-15°C +60°C
Self-extinguishing:	Flame retardant
Protection index:	IP67 with FA, FA HF, FA 2000 conduits and 2000 Metal connectors

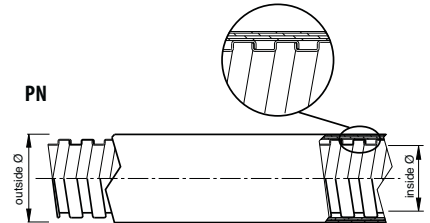
Item	SLEEVES	
	Nominal diameter	Quantity (pcs)
3874 50	8	12
3874 51	10	12
3874 52	12	12
3874 53	16	6
3874 54	21	4
3874 55	27	4
3874 56	35	4
3874 57	40	4
3874 58	51	2

FA 2000 CONDUITS

CHEMICALS	RESISTANCE		
	LOW	MEDIUM	HIGH
Unleaded petrol		●	
Industrial detergent			●
Diesel oil			
Lubricant oil		●	
Emulsifying solution			●
Washing solvent		●	

NOTE: for installation in environments with particular chemical or corrosive substances, contact LEGRAND technical support.

PN CONDUITS



PN CONDUITS

Pliable galvanized steel conduit with single hemming structure covered with plain PVC. Suitable for static and dynamic applications it has good flexibility and very good mechanical and thermal performances. It's the ideal solution for distribution, for protection and insulation of electrical connections and cabling.

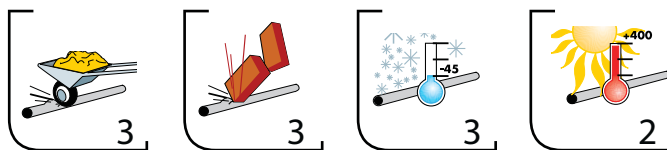


Material:	Hot-dip galvanized steel (Fe P01-P02) pliable conduit covered with plain PVC
Temperature:	-15°C +90°C
IEC classification:	3 3 3 2
Self-extinguishing:	Flame retardant
Electric properties:	Electric continuity guaranteed
Protection index:	IP65 with 2000 Metal connectors
UL file:	No. E111325

Item

PN CONDUITS

Item	Diameter (mm)			Quantity (m)	
	Grey	Black	Nominal		
3874 89	3874 98	8	8	13	50
3874 90	3874 99	10	10	15.5	50
3874 91	3877 12	12	12	18	50
3874 92	3877 13	16	15.5	21.5	50
3874 93	3877 14	21	20.5	27	50
3874 94	3877 15	27	26.5	34	25
3874 95	3877 16	35	34.5	42.5	25
3874 96	3877 17	40	39.5	48.5	25
3874 97	3877 18	51	50.5	61	25

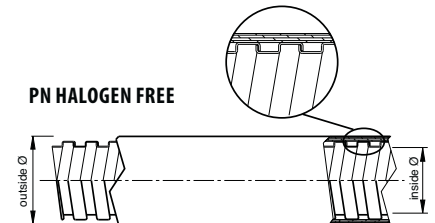


Compliant to IEC 61386 - Conduits and accessories systems for electrical connections and cable management

CHEMICALS	RESISTANCE		
	LOW	MEDIUM	HIGH
Unleaded petrol		●	
Industrial detergent			●
Diesel oil			●
Lubricant oil		●	
Emulsifying solution			●
Washing solvent		●	

NOTE: for installation in environments with particular chemical or corrosive substances, contact LEGRAND technical support.

PN HF CONDUITS (HALOGEN FREE)



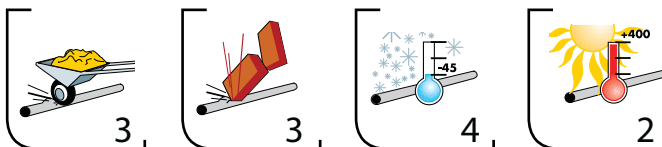
PN HF CONDUITS (HALOGEN FREE)

Pliable galvanized steel conduit with single hemming structure covered with halogen free thermoplastic compound. Suitable for static and dynamic applications it has good flexibility and very good mechanical and thermal performances. It's the ideal solution for distribution, for protection and insulation of electrical connections and cabling where is required a very high quality material.



Material:	Hot-dip galvanized steel (Fe P01-P02) pliable conduit covered with halogen free thermoplastic compound HF039/4H [UL94-V0]
Temperature:	-25° C +90° C
IEC classification:	3 3 4 2
Self-extinguishing:	Flame retardant
Electric properties:	Electric continuity guaranteed
Diameters:	Dint 8 - 51 mm
Colour:	Grey
Protection index:	IP65 with 2000 METAL connectors

CHEMICALS	RESISTANCE		
	LOW	MEDIUM	HIGH
Unleaded petrol			●
Industrial detergent			●
Diesel oil			●
Lubricant oil			●
Emulsifying solution		●	
Washing solvent		●	



NOTE: for installation in environments with particular chemical or corrosive substances, contact LEGRAND technical support.

LAPI Compliant to CEN TS 45545 – Risk level HL2
 Compliant to UNI CEI 11170 – Risk level LR4
 Compliant to NF F 16-101/102 – Smoke emissions F2
 Additional extension: compliant to NF F 16-101/102 – Smoke emissions F1

Product available on order for the same dimensions of PN series

P3 CONDUITS *

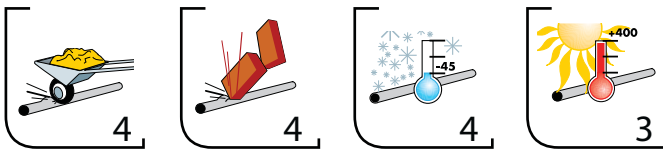


6661 51

Pliable galvanized steel conduit with double hemming structure covered with plain PVC. Suitable for static and dynamic applications it has good flexibility and very good mechanical and thermal performances. It's the ideal solution for distribution, for protection and insulation of electrical connections and cabling.



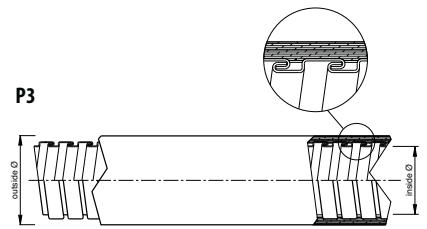
Material:	Hot-dip galvanized steel (Fe P01-P02) pliable conduit covered with plain PVC
Temperature:	-25°C +105°C
IEC classification:	4 4 4 3
Self-extinguishing:	Flame retardant
Electric properties:	Electric continuity guaranteed
Protection index:	IP65 with 2000 Metal connectors
UL file:	No. E111325



CHEMICALS	RESISTANCE		
	LOW	MEDIUM	HIGH
Unleaded petrol		●	
Industrial detergent			●
Diesel oil			●
Lubricant oil		●	
Emulsifying solution			●
Washing solvent		●	

NOTE: for installation in environments with particular chemical or corrosive substances, contact LEGRAND technical support.

* Product available from July 2014



Item

Item	Nominal	Diameter (mm)		Quantity (m)
		Inside	Outside	
Grey				
6661 50	10	10	15.5	50
6661 51	12	12	18	50
6661 52	16	15.5	21.5	50
6661 53	21	20.5	27	50
6661 54	27	26.5	33.5	25
6661 55	35	34.5	42.5	25
6661 56	40	39.5	48	25
6661 57	51	50.5	60	25
6661 58	63	63	73	15
6661 59	77	77	88	8
6661 60	102	102	115	8


Item	Nominal	Diameter (mm)		Quantity (m)
		Inside	Outside	
Black				
6661 61	10	10	15.5	50
6661 62	12	12	18	50
6661 63	16	15.5	21.5	50
6661 64	21	20.5	27	50
6661 65	27	26.5	33.5	25
6661 66	35	34.5	42.5	25
6661 67	40	39.5	48	25
6661 68	51	50.5	60	25



Compliant to IEC 61386 - Conduits and accessories systems for electrical connections and cable management

NOTE: red codes = NEW products

P3 HF CONDUITS (HALOGEN FREE)

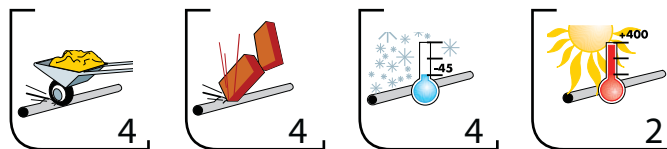


666151HF

Pliable galvanized steel conduit with double hemming structure covered with halogen free thermoplastic compound. Suitable for static and dynamic applications it has good flexibility and very good mechanical and thermal performances. It's the ideal solution for distribution, for protection and insulation of electrical connections and cabling where is required a very high quality material.

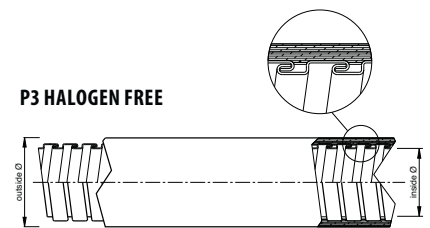


Material:	Hot-dip galvanized steel (Fe P01-P02) pliable conduit covered with halogen free thermoplastic compound HF039/4H [UL94-V0]
Temperature:	-25°C +90°C
IEC classification:	4 4 4 2
Self-extinguishing:	Flame retardant
Electric properties:	Electric continuity guaranteed
Diameters:	Dint 10 - 102 mm
Colour:	Grey
Protection index:	IP65 with 2000 METAL connectors



LAPI Compliant to CEN TS 45545 – Risk level HL2
 Compliant to UNI CEI 11170 – Risk level LR4
 Compliant to NF F 16-101/102 – Smoke emissions F2
 Additional extension: compliant to NF F 16-101/102 – Smoke emissions F1

Product available on order for the same dimensions of P3 series



CHEMICALS	RESISTANCE		
	LOW	MEDIUM	HIGH
Unleaded petrol			●
Industrial detergent			●
Diesel oil			●
Lubricant oil			●
Emulsifying solution		●	
Washing solvent		●	

NOTE: for installation in environments with particular chemical or corrosive substances, contact LEGRAND technical support.

P2X CONDUITS

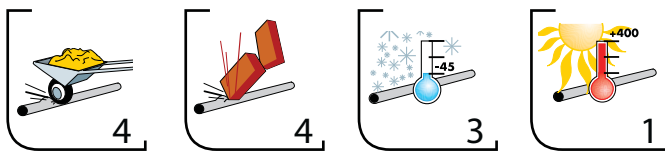


3878 43

Flexible stainless steel conduit with double hemming structure covered with plain PVC. Suitable for static and dynamic applications it has good flexibility and very good mechanical and thermal performances. It's the ideal solution for distribution, for protection and insulation of electrical connections and cabling where is required the stainless steel.

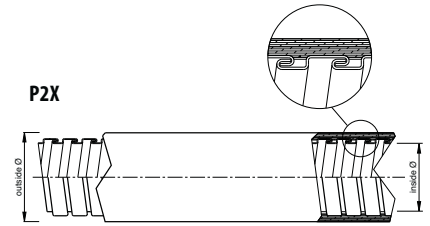


Material:	Stainless steel (AISI304) pliable conduit covered with plain PVC.
Temperature:	-15°C +60°C
IEC classification:	4 4 3 1
Self-extinguishing:	Flame retardant
Electric properties:	Electric continuity guaranteed
Protection index:	IP65 with 2000 Metal connectors



CHEMICALS	RESISTANCE		
	LOW	MEDIUM	HIGH
Unleaded petrol		●	
Industrial detergent			●
Diesel oil			●
Lubricant oil		●	
Emulsifying solution			●
Washing solvent		●	

NOTE: for installation in environments with particular chemical or corrosive substances, contact LEGRAND technical support.



Item	P2X CONDUITS			Quantity (m)
	Nominal	Diameter (mm)		
Grey		Inside	Outside	
3878 41	10	10	15.5	50
3878 42	12	12	18	50
3878 43	16	15.5	21.5	50
3878 44	21	20.5	27	50
3878 45	27	26.5	33.5	25
3878 46	35	34.5	42.5	25
3878 47	40	39.5	48	25
3878 48	51	50.5	60	25



Compliant to IEC 61386 - Conduits and accessories systems for electrical connections and cable management

LA CONDUITS



3875 35

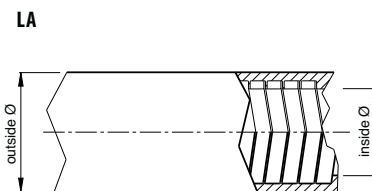
Pliable galvanized steel conduit with single hemming structure (Dnom 12-35) and double hemming structure (Dnom 40-102) covered with FLEXIBOND (plain patented PVC). The double hemming structure included a copper wire inside the coils. Suitable for all applications it has good flexibility, high mechanical and thermal performances and high seal to liquids and steam. It's the ideal solution for protection and distribution.



Material:	Hot-dip galvanized steel (Fe P01-P02) pliable conduit covered with patented plain PVC (FLEXIBOND).
Temperature:	-20°C +60°C (+90°C for a short time)
Resistance to fire:	Flame retardant
Electric properties:	Electric continuity guaranteed
Protection index:	IP65 with 2000 Metal connector
CSA file:	No. LL-18858
UL file:	No. E 29278

CHEMICALS	RESISTANCE		
	LOW	MEDIUM	HIGH
Unleaded petrol		●	
Industrial detergent			●
Diesel oil			●
Lubricant oil		●	
Emulsifying solution			●
Washing solvent		●	

NOTE: for installation in environments with particular chemical or corrosive substances, contact LEGRAND technical support.



Item

LA CONDUITS

Item	Diameter (mm)			Quantity (m)
	Nominal	Inside	Outside	
Grey				
3875 30	12	12.5	18	60.96
3875 31	16	16	21	60.96
3875 32	21	21	26.5	45.72
3875 33	27	26.7	33.3	30.48
3875 34	35	35.4	42	15.24
3875 35	40	40.3	48	15.24
3875 36	51	51.6	60	15.24
3875 37	63	63.3	73	7.62
3875 38	77	78.3	89	7.62
3875 39	102	102	113	7.62

FTR CONDUITS



3871 93

FTR

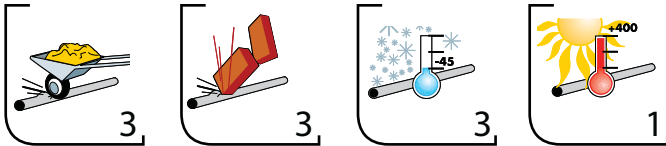


FTR STEEL BRAIDED CONDUITS

Flexible galvanized steel conduit with single hemming structure covered with spiral PVC and with an external galvanized steel braid cover. It has good flexibility, high mechanical and thermal performances and electro-magnetic screening. It's the ideal solution for protection and distribution in applications when it's required a metallic cover.



Material:	Hot-dip galvanized steel (Fe P01-P02) flexible conduit covered with spiral PVC and with an external galvanized steel braid.
Temperature:	-15°C +60°C
IEC classification:	3 3 3 1
Self-extinguishing:	Flame retardant
Electric properties:	Electric continuity guaranteed
Protection index:	IP43 with 2000 Metal connectors
EMC compatibility:	20dB on 30-280 MHz frequency band



Item

FTR STEEL BRAIDED CONDUITS

Item	Diameter (mm)			Quantity (m)
	Nominal	Inside	Outside	
3871 90	10	10	16	50
3871 91	12	12	18	50
3871 92	16	15.5	21	50
3871 93	21	20.5	26	50
3871 94	27	26.5	33	25
3871 95	35	34.5	42	25
3871 96	40	39.5	47	25
3871 97	51	50.5	57	25



Compliant to IEC 61386 - Conduits and accessories systems for electrical connections and cable management

CHEMICALS	RESISTANCE		
	LOW	MEDIUM	HIGH
Unleaded petrol		●	
Industrial detergent			●
Diesel oil			●
Lubricant oil		●	
Emulsifying solution		●	
Washing solvent		●	

NOTE: for installation in environments with particular chemical or corrosive substances, contact LEGRAND technical support.

FTR HF CONDUITS (HALOGEN FREE)



FTR HALOGEN FREE



FTR HF CONDUITS (HALOGEN FREE)

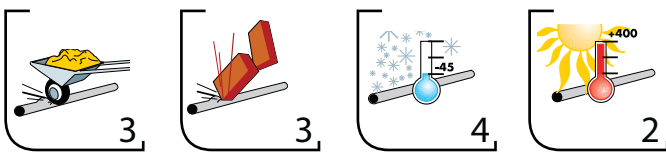
Flexible galvanized steel conduit with single hemming structure covered with halogen free thermoplastic compound and with an external steel braid. Suitable for most applications. It has good flexibility and good mechanical and thermal performances. It's the ideal solution for protection and distribution where is required a very high quality material covered with a metallic braid.



Material:	Hot-dip galvanized steel (Fe P01-P02) flexible conduit covered with halogen free thermoplastic compound HF039/4H [UL94-V0] and with an external galvanized steel cover.
Temperature:	-25° C +90° C
IEC classification:	3 3 4 2
Self-extinguishing:	Flame retardant
Electric properties:	Electric continuity guaranteed
Diameters:	D _{int} 10 - 51 mm
EMC compatibility:	20dB on 30-280 MHz frequency band
Protection index:	IP43 with 2000 METAL connectors

CHEMICALS	RESISTANCE		
	LOW	MEDIUM	HIGH
Unleaded petrol			●
Industrial detergent			●
Diesel oil			●
Lubricant oil			●
Emulsifying solution		●	
Washing solvent		●	

NOTE: for installation in environments with particular chemical or corrosive substances, contact LEGRAND technical support.



LAPI Compliant to CEN TS 45545 – Risk level HL2
 Compliant to UNI CEI 11170 – Risk level LR4
 Compliant to NF F 16-101/102 – Smoke emissions F2
 Additional extension: compliant to NF F 16-101/102 – Smoke emissions F1


Product available on order for the same dimensions of FTR series

TRS STEEL BRAIDED CONDUITS



3879 93

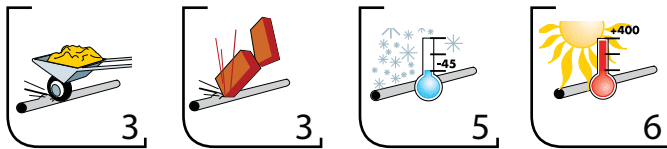
TRS



Flexible galvanized steel conduit with single hemming structure covered with a galvanized steel braid cover. It has high mechanical and thermal performances and electro-magnetic screening. It's the ideal solution for protection and distribution for environments with risk of fire, sparks or explosions thanks to the total absence of plastic materials.



Material:	Hot-dip galvanized steel (Fe P01-P02) flexible conduit covered with a galvanized steel braid.
Temperature:	-45°C +250°C.
IEC classification:	3 3 5 6
Self-extinguishing:	Flame retardant
Electric properties:	Electric continuity guaranteed
Protection index:	IP42 with MG Metal connectors. IP42 with 2000 Metal connectors.



CHEMICALS	RESISTANCE		
	LOW	MEDIUM	HIGH
Unleaded petrol			●
Industrial detergent			●
Diesel oil			●
Lubricant oil		●	
Emulsifying solution		●	
Washing solvent		●	

NOTE: for installation in environments with particular chemical or corrosive substances, contact LEGRAND technical support.

Item

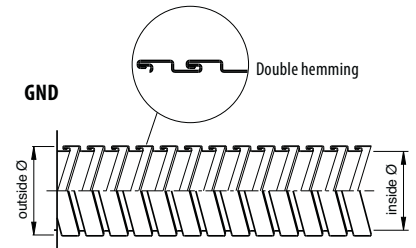
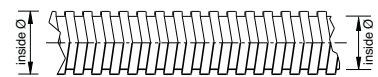
TRS STEEL BRAIDED CONDUITS

Item	Nominal	Diameter (mm)		Quantity (m)
		Inside	Outside	
3879 90	10	10	15.5	50
3879 91	12	12	17.5	50
3879 92	16	15.5	21	50
3879 93	21	20.5	26	50
3879 94	27	26.5	33	25
3879 95	35	34.5	41.5	25
3879 96	40	39.5	47	25
3879 97	51	50.5	58	25

METAL CONDUITS



GNS



GNS CONDUITS

Flexible galvanized steel conduit with single hemming structure. It's ideal for basic protection and insulating of electrical connections.

GND CONDUITS

Flexible galvanized steel conduit with double hemming structure. It's ideal for basic protection and insulating of electrical connections.



Material:	Hot-dip galvanized steel (Fe P01-P02) flexible conduit (galvanizing thickness up to 15 µm).
Temperature:	-45°C +250°C.
Electric properties:	Electric continuity guaranteed
IP Protection index:	IP42 with MG Metal connectors IP42 with 2000 Metal connectors and adaptor rings

Material:	Hot-dip galvanized steel (Fe P01-P02) flexible conduit (galvanizing thickness up to 15 µm).
Temperature:	-45°C +250°C.
Electric properties:	Electric continuity guaranteed
Protection index:	IP42 with 2000 Metal connectors and adaptor rings

Item	Nominal	Diameter (mm)		Quantity (m)
		Inside	Outside	
3823 81	10	10	13	*
3823 82	12	12	15	*
3823 85	16	15.5	18.5	*
3823 87	21	20.5	24	*
3823 89	27	26.5	30	*
3823 91	35	34.5	38	*
3823 93	40	39.5	44.5	*
3823 95	51	50.5	55.5	*

Item	Nominal	Diameter (mm)		Quantity (m)
		Inside	Outside	
3873 80	10	10	12.5	*
3873 81	12	12	14.5	*
3873 82	16	15.5	18.5	*
3873 83	21	20.5	23.5	*
3873 84	27	26.5	30	*
3873 85	35	34.5	38	*
3873 86	40	39.5	43	*
3873 87	51	50.5	54	*

CHEMICALS	RESISTANCE		
	LOW	MEDIUM	HIGH
Unleaded petrol			●
Industrial detergent			●
Diesel oil			●
Lubricant oil		●	
Emulsifying solution		●	
Washing solvent		●	

CHEMICALS	RESISTANCE		
	LOW	MEDIUM	HIGH
Unleaded petrol			●
Industrial detergent			●
Diesel oil			●
Lubricant oil		●	
Emulsifying solution		●	
Washing solvent		●	

NOTE: for installation in environments with particular chemical or corrosive substances, contact LEGRAND technical support.

NOTE: for installation in environments with particular chemical or corrosive substances, contact LEGRAND technical support.

METAL CONDUITS



3874 80

3873 70

GNDX CONDUITS

Flexible stainless steel conduit with double hemming structure. It's ideal for basic protection and insulating of electrical connections where is required a stainless steel conduit.

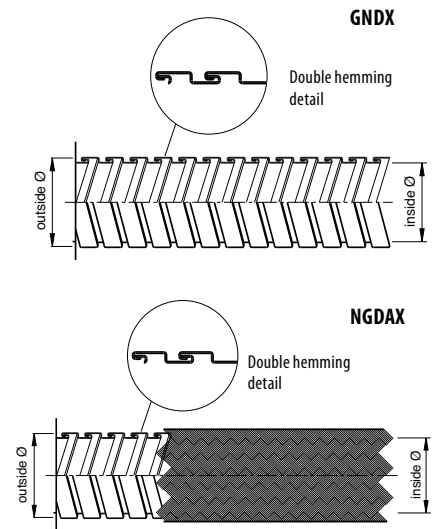


Material:	Stainless steel (AISI304) flexible conduit.
Temperature:	-45°C +250°C
Electric properties:	Electric continuity guaranteed
IP Protection index:	IP42 with 2000 Metal connectors and adaptor rings

Item	Nominal	Diameter (mm)		Quantity (m)
		Inside	Outside	
3874 80	10	10	12.5	*
3874 81	12	12	14.5	*
3874 82	16	15.5	18.5	*
3874 83	21	20.5	23.5	*
3874 84	27	26.5	30	*
3874 85	35	34.5	38	*
3874 86	40	39.5	43	*
3874 87	51	50.5	54	*

CHEMICALS	RESISTANCE		
	LOW	MEDIUM	HIGH
Unleaded petrol			●
Industrial detergent			●
Diesel oil			●
Lubricant oil			●
Emulsifying solution			●
Washing solvent			●

NOTE: for installation in environments with particular chemical or corrosive substances, contact LEGRAND technical support.

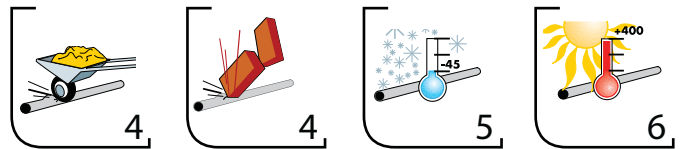


NGDAX CONDUITS

Flexible stainless steel conduit with double hemming structure covered with a glass fiber braid and with an external stainless steel cover. It has very high mechanical and thermal performances and it's the ideal solution for the most demanding applications and for the most dangerous and specific environments.



Material:	Stainless steel (AISI304) flexible conduit covered with a glass fiber braid and with an external stainless steel (AISI304) braid.
Temperature:	-45°C +250°C
IEC classification:	4 4 5 6
Electric properties:	Electric continuity guaranteed
Protection index:	IP42 with 2000 Metal connectors and adaptor rings



Item	Nominal	Diameter (mm)		Quantity (m)
		Inside	Outside	
3873 70	10	10	16.5	50
3873 71	12	12	18	50
3873 72	16	15.5	21.5	50
3873 73	21	20.5	26.5	50
3873 74	27	26.5	35	25
3873 75	35	34.5	42.5	25
3873 76	40	39.5	48	25
3873 77	51	50.5	59	25

CHEMICALS	RESISTANCE		
	LOW	MEDIUM	HIGH
Unleaded petrol			●
Industrial detergent			●
Diesel oil			●
Lubricant oil			●
Emulsifying solution			●
Washing solvent			●

NOTE: for installation in environments with particular chemical or corrosive substances, contact LEGRAND technical support.

CP POLYESTER BRAID



3871 56



3872 56



Braided expandable socks made with high quality halogen free polyester; it ensures high resistance to abrasion and bending and a low level of humidity absorption. It guarantees an excellent protection from liquids and a high resistance to oils, solvents, industrial detergents and hydrocarbons.

Material:	Halogen free polyester fibre
Temperature:	-50°C +150°C
Maximum temperature:	175°C
Resistance to fire:	Flame retardant (in according to UL224)
Liquid resistance:	High resistance to oils, solvents, industrial detergents and hydrocarbons

Item	CP BRAID	Quantity (m)
Grey	Conduit diameter (mm)	
3871 50	2-5	200
3871 51	4-8	200
3871 52	6-12	200
3871 53	7-15	100
3871 54	10-18	100
3871 55	12-23	50
3871 56	16-28	50
3871 57	21-35	50
3871 58	26-45	50
3871 59	36-60	50
3871 60	45-75	50

Item	CP BRAID	Quantity (m)
Black	Conduit diameter (mm)	
3872 50	2-5	200
3872 51	4-8	200
3872 52	6-12	200
3872 53	7-15	100
3872 54	10-18	100
3872 55	12-23	50
3872 56	16-28	50
3872 57	21-35	50
3872 58	26-45	50
3872 59	36-60	50
3872 60	45-75	50

Warning: diameters dimensions are approximate

CUTTING TOOLS



3814 45



3814 46



3814 47

Item CUTTING VICE

3814 45

Metal tool equipped with an adjustable clamp and a perpendicular guide for a hacksaw blade. Suitable for cutting plastic and metal flexible conduits up to an inside diameter of 40 mm.

HAND SHEARS

3814 46

Cutting tool for PVC and polyamide conduits. Suitable for cutting without burrs conduits without the metal core up to an inside diameter of 15 mm.

3814 42

spare blade

BENCH SHEARS

3814 47

Cutting tool fixable to the workbench with screws, ideal for low volume production. Suitable for cutting without burrs conduits without the metal core up to an inside diameter of 52 mm.

3814 43

spare blade

METAL CONNECTORS

MG METAL



381827

One-piece swivelling male nickel-plated brass connector for metal or composite conduits with simple hemming structure. It guarantees good mechanical and thermal performances. It's the basic metal solution for protection and junction of RTA conduits.

Material:	UNI EN 12164 CW 614N brass
Nickel plating:	2-5 µm
Temperature:	-20°C +80°C
Protection index:	IP42 with FA, FA HF, GNS, TRS conduits
Conduit system:	FA, FA HF, GNS, TRS

Item	ISO THREAD		
	Nominal diameter (mm)	Thread	Quantity (pcs)
381825	8	M12x1.5	50
381826	10	M16x1.5	50
381827	12	M16x1.5	25
381828	12	M20x1.5	50
381829	16	M16x1.5	25
381830	16	M20x1.5	25
381831	21	M20x1.5	25
381832	21	M25x1.5	25
381833	27	M25x1.5	10
381834	27	M32x1.5	10

According to UNI 5542-65

Item	PG THREAD		
	Nominal diameter (mm)	Thread	Quantity (pcs)
381838	8	PG7	50
381839	10	PG9	50
381840	12	PG11	50
381841	12	PG13.5	50
381842	16	PG13.5	25
381843	16	PG16	25
381844	21	PG16	25
381845	21	PG21	25
381846	27	PG29	10

According to DIN 40430

Item	GAS THREAD		
	Nominal diameter (mm)	Thread	Quantity (pcs)
381761	8	G1/4"	50
381762	10	G1/4"	50
381763	10	G3/8"	50
381764	12	G1/2"	50
381765	16	G1/2"	25
381766	21	G3/4"	25
381767	27	G1"	10

According to UNI-ISO 228/1

METAL CONNECTORS

2000 METAL SERIES



3820 46

Connector composition
2000 Metal series

Straight fixed male nickel-plated brass or galvanized fittings for metal/plastic conduits. It guarantees high mechanical and thermal performances and it's the best solution for most applications. The seal between the conduit and the connector is guaranteed by the sealing ring, while electrical continuity is assured by the metal ferrule screwed up into the conduit. The bending of the terminal part of the connector avoids the possible abrasion of electrical cables. The rapid mechanical tightening assures also a good resistance to tension, torque corrosion and vibrations. It's the ideal solution for all requirements and installations.

Material: Body and locknut: nickel-plated brass UNI EN 12164 CW 614N.
Nickel-plating 2 ÷ 5 µm (from Ø8 to Ø51 mm).
Galvanizing 2 µm minimum (from Ø63 to Ø127 mm).
Lock ring: polyamide PA6 UL 94-V2 (red).
Ferrule: tinned steel up to Ø51 mm.
Brass UNI EN 12164 CW 614N from Ø63, with galvanizing minimum 2 µm.

Temperature: -20°C +80°C

Protection index: IP42 with FA, FA HF, TRS conduits, and with GNS, GND, GDAX, NGDAX conduits and adaptor rings
IP43 with FTR, FTR HF conduits
IP65 with PN, PN HF, P3, P3 HF, P2X, LA, GE, GE TR conduits and with FA, FA HF, FA2000 conduits and adaptor rings
IP66 with FP2000
IP67 with FA, FA HF, FA2000 conduits and sleeves

UL file: No. E72620

CSA file: No. LR-61907

Conduit system: GE, GE TR, FA, PN, P3, P3 HF, P2X, LA, FA HF, PN HF, FA 2000, FTR, TRS, GNS, GND, GNDX, FTR HF, FP2000, NGDAX

For the correct use of adaptor rings see pag. 87

Resistance to corrosion:

Resistance to corrosion in neutral saline mist test according to UNI ISO 9227; pluviometric index 1.8 ml/hour.

No signs of corrosion after **192 hours**.

Resistance to corrosion in constant damp humidity test according to DIN 50017SK; test conditions 38°C with 100% relative humidity.

No sign of corrosion after **1000 hours**.



Compliant to IEC 61386 - Conduits and accessories systems for electrical connections and cable management

Item	ISO THREAD		
	Nominal diameter (mm)	Thread	Quantity (pcs)
3820 40	8	M12x1.5	50
3820 41	10	M16x1.5	50
3820 42	12	M16x1.5	50
3820 43	12	M20x1.5	50
3820 35	16	M16x1.5	25
3820 44	16	M20x1.5	25
3820 36	21	M20x1.5	25
3820 45	21	M25x1.5	25
3820 37	27	M25x1.5	15
3820 46	27	M32x1.5	15
3820 47	35	M40x1.5	10
3820 48	40	M50x1.5	10
3820 49	51	M63x1.5	4

According to UNI 5542-65

Item	PG THREAD		
	Nominal diameter (mm)	Thread	Quantity (pcs)
3820 20	8	PG7	50
3820 21	10	PG7	50
3820 22	10	PG9	50
3820 23	10	PG11	50
3820 24	10	PG13.5	50
3820 25	12	PG11	50
3820 26	12	PG13.5	50
3820 27	12	PG16	50
3820 28	16	PG13.5	25
3820 29	16	PG16	25
3820 30	21	PG21	25
3820 31	27	PG29	15
3820 32	35	PG36	10
3820 33	40	PG42	10
3820 34	51	PG48	4

According to DIN 40430

Item	GAS THREAD		
	Nominal diameter (mm)	Thread	Quantity (pcs)
3820 00	8	G1/4"	50
3820 16	8	G3/8"	50
3820 01	10	G1/4"	50
3820 02	10	G3/8"	50
3820 03	12	G3/8"	50
3820 04	12	G1/2"	50
3820 05	16	G1/2"	50
3820 06	21	G3/4"	25
3820 07	27	G1"	15
3820 08	35	G1 1/4"	10
3820 09	40	G1 1/2"	10
3820 10	51	G2"	4
3820 11	63	G2 1/2"	2
3820 12	77	G3"	1
3820 13	102	G4"	1
3820 14	127	G5"	1

According to UNI-ISO 228/1

Item	NPT THREAD		
	Nominal diameter (mm)	Thread	Quantity (pcs)
3820 51	10	NPT1/4"	50
3820 52	10	NPT3/8"	50
3820 53	12	NPT3/8"	50
3820 54	12	NPT1/2"	50
3820 55	16	NPT1/2"	50
3820 56	21	NPT3/4"	25
3820 57	27	NPT1"	25
3820 58	35	NPT1 1/4"	15
3820 59	40	NPT1 1/2"	10
3820 60	51	NPT2"	4
3820 61	63	NPT2 1/2"	2
3820 62	77	NPT3"	1
3820 63	102	NPT4"	1
3820 64	127	NPT5"	1

According to ASA B 2.1 1960

METAL CONNECTORS SWIVELLING 2000 METAL SERIES



3821 36

Straight swivelling male nickel-plated brass or galvanized fittings for metal/plastic conduits. It guarantees high mechanical and thermal performances and it's the best solution for most applications. The seal between the conduit and the connector is guaranteed by the sealing ring, while electrical continuity is assured by the metal ferrule screwed up into the conduit. The bending of the terminal part of the connector avoids the possible abrasion of electrical cables. The rapid mechanical tightening assures also a good resistance to tension, torque corrosion and vibrations. It's the ideal solution for all requirements and installations.



Connector composition
2000 Metal series

Material:	Body and locknut: nickel-plated brass UNI EN 12164 CW 614N. Nickel-plating 2 ÷ 5 µm (from Ø8 to Ø51 mm). Galvanizing 2 µm minimum (from Ø63 to Ø127 mm). Lock ring: polyamide PA6 UL 94-V2 (red). Ferrule: tinned steel up to Ø51 mm. Brass UNI EN 12164 CW 614N from Ø63, with galvanizing minimum 2 µm. O-ring: thermosetting elastomer.
Temperature:	-20°C +80°C
Protection index:	IP42 with FA, FA HF, TRS conduits, and with GNS, GND, GDAX, NGDAX conduits and adaptor rings IP43 with FTR, FTR HF conduits IP65 with PN, PN HF, P3, P3 HF, P2X, LA, GE, GE TR conduits and with FA, FA HF, FA2000 conduits and adaptor rings IP66 with FP2000 IP67 with FA, FA HF, FA2000 conduits and sleeves
UL file:	No. E72620
CSA file:	No. LR-61907
Conduit system:	GE, GE TR, FA, PN, P3, P3 HF, P2X, LA, FA HF, PN HF, FA 2000, FTR, TRS, GNS, GND, GNDX, FTR HF, FP2000, NGDAX

For the correct use of adaptor rings see pag. 87

Resistance to corrosion:

Resistance to corrosion in neutral saline mist test according to UNI ISO 9227; pluviometric index 1.8 ml/hour.

No signs of corrosion after **192 hours**.

Resistance to corrosion in constant damp humidity test according to DIN 50017SK; test conditions 38°C with 100% relative humidity.

No sign of corrosion after **1000 hours**.



Compliant to IEC 61386 - Conduits and accessories systems for electrical connections and cable management

Item	PG THREAD		
	Nominal diameter (mm)	Thread	Quantity (pcs)
3821 20	10	PG9	50
3821 21	12	PG11	50
3821 22	12	PG13.5	50
3821 23	16	PG13.5	50
3821 24	16	PG16	50
3821 25	21	PG21	25
3821 26	27	PG29	15
3821 27	35	PG36	10
3821 28	40	PG42	10
3821 29	51	PG48	4

According to DIN 40430

Item	GAS THREAD		
	Nominal diameter (mm)	Thread	Quantity (pcs)
3821 00	10	G1/4"	50
3821 01	12	G3/8"	50
3821 02	12	G1/2"	50
3821 03	16	G1/2"	50
3821 04	21	G3/4"	25
3821 05	27	G1"	20
3821 06	35	G1 1/4"	10
3821 07	40	G1 1/2"	10
3821 08	51	G2"	4
3821 09	63	G2 1/2"	2

According to UNI-ISO 228/1

Item	ISO THREAD		
	Nominal diameter (mm)	Thread	Quantity (pcs)
3821 40	10	M16x1.5	50
3821 41	12	M16x1.5	50
3821 42	12	M20x1.5	50
3821 35	16	M16x1.5	50
3821 43	16	M20x1.5	50
3821 36	21	M20x1.5	25
3821 44	21	M25x1.5	25
3821 37	27	M25x1.5	15
3821 45	27	M32x1.5	15
3821 46	35	M40x1.5	10
3821 47	40	M50x1.5	10
3821 48	51	M63x1.5	4

According to UNI 5542-65

METAL CONNECTORS

FEMALE 2000 METAL SERIES



3822 37

Straight fixed female nickel-plated brass or galvanized fittings for metal/plastic conduits. It guarantees high mechanical and thermal performances and it's the best solution for most applications. The seal between the conduit and the connector is guaranteed by the sealing ring, while electrical continuity is assured by the metal ferrule screwed up into the conduit. The bending of the terminal part of the connector avoids the possible abrasion of electrical cables. The rapid mechanical tightening assures also a good resistance to tension, torque corrosion and vibrations. It's the ideal solution for all requirements and installations.

Material:	Body and locknut: nickel-plated brass UNI EN 12164 CW 614N. Nickel-plating 2 ÷ 5 µm (from Ø8 to Ø51 mm). Galvanizing 2 µm minimum (from Ø63 to Ø127 mm). Lock ring: polyamide PA6 UL 94-V2 (red). Ferrule: tinned steel up to Ø51 mm. Brass UNI EN 12164 CW 614N from Ø63, with galvanizing minimum 2 µm.
Temperature:	-20°C +80°C
Protection index:	IP42 with FA, FA HF, TRS conduits, and with GNS, GND, GDAX, NGDAX conduits and adaptor rings IP43 with FTR, FTR HF conduits IP65 with PN, PN HF, P3, P3 HF, P2X, LA, GE, GE TR conduits and with FA, FA HF, FA2000 conduits and adaptor rings IP66 with FP2000 IP67 with FA, FA HF, FA2000 conduits and sleeves
UL file:	No. E72620
CSA file:	No. LR-61907
Conduit system:	GE, GE TR, FA, PN, P3, P3 HF, P2X, LA, FA HF, PN HF, FA 2000, FTR, TRS, GNS, GND, GNDX, FTR HF, FP2000, NGDAX

For the correct use of adaptor rings see pag. 87

Resistance to corrosion:

Resistance to corrosion in neutral saline mist test according to UNI ISO 9227; pluviometric index 1.8 ml/hour.

No signs of corrosion after **192 hours**.

Resistance to corrosion in constant damp humidity test according to DIN 50017SK; test conditions 38°C with 100% relative humidity.

No sign of corrosion after **1000 hours**.



Compliant to IEC 61386 - Conduits and accessories systems for electrical connections and cable management

Item	ISO THREAD	Nominal diameter (mm)	Thread	Quantity (pcs)
3822 41		10	M16x1.5	50
3822 42		12	M16x1.5	50
3822 35		16	M16x1.5	50
3822 43		16	M20x1.5	50
3822 36		21	M20x1.5	25
3822 44		21	M25x1.5	25
3822 37		27	M25x1.5	15
3822 45		27	M32x1.5	15
3822 46		35	M40x1.5	10
3822 47		40	M50x1.5	10
3822 48		51	M63x1.5	4

According to UNI 5542-65

Item	GAS THREAD	Nominal diameter (mm)	Thread	Quantity (pcs)
3822 01		10	G1/4"	50
3822 02		12	G3/8"	50
3822 03		12	G1/2"	50
3822 04		16	G1/2"	50
3822 05		21	G3/4"	25
3822 06		27	G1"	15
3822 07		35	G1 1/4"	10
3822 08		40	G1 1/2"	10
3822 09		51	G2"	4
3822 10		63	G2 1/2"	2
3822 11		77	G3"	1
3822 12		102	G4"	1

According to UNI-ISO 228/1

METAL CONNECTORS

90° 2000 METAL SERIES



3823 46



Connector composition
90° 2000 Metal series

90° fixed male nickel-plated brass or galvanized fittings for metal/plastic conduits. It guarantees high mechanical and thermal performances and it's the best solution for most applications. The seal between the conduit and the connector is guaranteed by the sealing ring, while electrical continuity is assured by the metal ferrule screwed up into the conduit. The bending of the terminal part of the connector avoids the possible abrasion of electrical cables. The rapid mechanical tightening assures also a good resistance to tension, torque corrosion and vibrations. It's the ideal solution for all requirements and installations.

Material:	Body and locknut: nickel-plated brass UNI EN 12164 CW 614N. Nickel-plating 2 ÷ 5 µm (from Ø8 to Ø51 mm). Lock ring: polyamide PA6 UL 94-V2 (red). Ferrule: tinned steel.
Temperature:	-20°C +80°C
Protection index:	IP42 with FA, FA HF, TRS conduits, and with GNS, GND, GDAX, NGDAX conduits and adaptor rings IP43 with FTR, FTR HF conduits IP65 with PN, PN HF, P3, P3 HF, P2X, LA, GE, GE TR conduits and with FA, FA HF, FA2000 conduits and adaptor rings IP66 with FP2000 IP67 with FA, FA HF, FA2000 conduits and sleeves
UL file:	No. E72620
CSA file:	No. LR-61907
Conduit system:	GE, GE TR, FA, PN, P3, P3 HF, P2X, LA, FA HF, PN HF, FA 2000, FTR, TRS, GNS, GND, GNDX, FTR HF, FP2000, NGDAX

For the correct use of adaptor rings see pag. 87

Resistance to corrosion:

Resistance to corrosion in neutral saline mist test according to UNI ISO 9227; pluviometric index 1.8 ml/hour.

No signs of corrosion after **192 hours**.

Resistance to corrosion in constant damp humidity test according to DIN 50017SK; test conditions 38°C with 100% relative humidity.

No sign sof corrosion after **1000 hours**.



Compliant to IEC 61386 - Conduits and accessories systems for electrical connections and cable management

Item	PG THREAD		
	Nominal diameter (mm)	Thread	Quantity (pcs)
3823 20	8	PG7	50
3823 21	10	PG7	50
3823 22	10	PG9	50
3823 23	10	PG11	50
3823 24	12	PG11	50
3823 25	12	PG13.5	50
3823 26	16	PG13.5	25
3823 27	16	PG16	25
3823 28	21	PG21	25
3823 29	27	PG29	15
3823 30	35	PG36	10
3823 31	40	PG42	5
3823 32	51	PG48	2

According to DIN 40430

Item	GAS THREAD		
	Nominal diameter (mm)	Thread	Quantity (pcs)
3823 00	8	G1/4"	50
3823 01	10	G1/4"	50
3823 02	10	G3/8"	50
3823 03	12	G3/8"	50
3823 04	12	G1/2"	50
3823 05	16	G1/2"	25
3823 06	21	G3/4"	25
3823 07	27	G1"	15
3823 08	35	G1 1/4"	5
3823 09	40	G1 1/2"	5
3823 10	51	G2"	2

According to UNI-ISO 228/1

Item	ISO THREAD		
	Nominal diameter (mm)	Thread	Quantity (pcs)
3823 41	10	M16x1.5	50
3823 42	12	M16x1.5	50
3823 43	12	M20x1.5	50
3823 44	16	M20x1.5	25
3823 45	21	M25x1.5	25
3823 46	27	M32x1.5	15
3823 47	35	M40x1.5	5
3823 48	40	M50x1.5	5
3823 49	51	M63x1.5	2

According to UNI 5542-65

Item	NPT THREAD		
	Nominal diameter (mm)	Thread	Quantity (pcs)
3823 53	12	NPT3/8"	50
3823 54	12	NPT1/2"	50
3823 55	16	NPT1/2"	25
3823 56	21	NPT3/4"	25
3823 57	27	NPT1"	15
3823 58	35	NPT1 1/4"	5
3823 59	40	NPT1 1/2"	5
3823 60	51	NPT2"	2

According to ASA B 2.1 1960

METAL CONNECTORS

45° 2000 METAL SERIES



3824 45

45° fixed male nickel-plated brass or galvanized fittings for metal/plastic conduits. It guarantees high mechanical and thermal performances and it's the best solution for most applications. The seal between the conduit and the connector is guaranteed by the sealing ring, while electrical continuity is assured by the metal ferrule screwed up into the conduit. The bending of the terminal part of the connector avoids the possible abrasion of electrical cables. The rapid mechanical tightening assures also a good resistance to tension, torque corrosion and vibrations. It's the ideal solution for all requirements and installations.

Material:	Body and locknut: nickel-plated brass UNI EN 12164 CW 614N. Nickel-plating 2 ÷ 5 µm (from Ø8 to Ø51 mm). Lock ring: polyamide PA6 UL 94-V2 (red). Ferrule: tinned steel.
Temperature:	-20°C +80°C
Protection index:	IP42 with FA, FA HF, TRS conduits, and with GNS, GND, GDAX, NGDAX conduits and adaptor rings IP43 with FTR, FTR HF conduits IP65 with PN, PN HF, P3, P3 HF, P2X, LA, GE, GE TR conduits and with FA, FA HF, FA2000 conduits and adaptor rings IP66 with FP2000 IP67 with FA, FA HF, FA2000 conduits and sleeves
UL file:	No. E72620
CSA file:	No. LR-61907
Conduit system:	GE, GE TR, FA, PN, P3, P3 HF, P2X, LA, FA HF, PN HF, FA 2000, FTR, TRS, GNS, GND, GNDX, FTR HF, FP2000, NGDAX

For the correct use of adaptor rings see pag. 87

Resistance to corrosion:

Resistance to corrosion in neutral saline mist test according to UNI ISO 9227; pluviometric index 1.8 ml/hour.

No signs of corrosion after **192 hours**.

Resistance to corrosion in constant damp humidity test according to DIN 50017SK; test conditions 38°C with 100% relative humidity.

No sign of corrosion after **1000 hours**.



Compliant to IEC 61386 - Conduits and accessories systems for electrical connections and cable management



Connector composition
45° 2000 Metal series

Item	PG THREAD		
	Nominal diameter (mm)	Thread	Quantity (pcs)
3824 21	10	PG7	50
3824 22	10	PG9	50
3824 23	10	PG11	50
3824 24	12	PG11	50
3824 25	12	PG13.5	50
3824 26	16	PG13.5	25
3824 27	16	PG16	25
3824 28	21	PG21	25
3824 29	27	PG29	15
3824 30	35	PG36	5
3824 31	40	PG42	5
3824 32	51	PG48	3

According to DIN 40430

Item	GAS THREAD		
	Nominal diameter (mm)	Thread	Quantity (pcs)
3824 01	10	G1/4"	50
3824 02	10	G3/8"	50
3824 03	12	G3/8"	50
3824 04	12	G1/2"	50
3824 05	16	G1/2"	25
3824 06	21	G3/4"	25
3824 07	27	G1"	15
3824 08	35	G1 1/4"	5
3824 09	40	G1 1/2"	5
3824 10	51	G2"	3

According to UNI-ISO 228/1

Item	ISO THREAD		
	Nominal diameter (mm)	Thread	Quantity (pcs)
3824 41	10	M16x1.5	50
3824 42	12	M16x1.5	50
3824 43	12	M20x1.5	50
3824 44	16	M20x1.5	25
3824 45	21	M25x1.5	25
3824 46	27	M32x1.5	15
3824 47	35	M40x1.5	5
3824 48	40	M50x1.5	5
3824 49	51	M63x1.5	3

According to UNI 5542-65

Item	NPT THREAD		
	Nominal diameter (mm)	Thread	Quantity (pcs)
3824 53	12	NPT3/8"	50
3824 54	12	NPT1/2"	50
3824 55	16	NPT1/2"	25
3824 56	21	NPT3/4"	25
3824 57	27	NPT1"	15
3824 58	35	NPT1 1/4"	5
3824 59	40	NPT1 1/2"	5
3824 60	51	NPT2"	3

According to ASA B 2.1 1960

SILOK KIT AND END-CONDUIT CABLE GLAND



3866 84



3810 71

3811 33

SILOK is a dedicated kit to be used with 2000METAL connectors: it allows to perform both functions of connector and cable-gland. The rubber gasket ensures the mechanical tightening of the cables and the resistance to dust, powders or liquids penetration.

Material: Body: nickel-plated brass UNI EN 12164 CW 614N.
Nickel-plating 2 ÷ 5 µm
Gasket: thermosetting elastomer
Metal washer: galvanized steel
(galvanizing thickness minimum 2 µm)

Temperature: -20°C +80°C

Item	SILOK KIT	Quantity (pcs)
	Nominal diameter (mm)	
3866 80	10	20
3866 81	12	20
3866 82	16	10
3866 83	21	10
3866 84	27	10
3866 85	35	10
3866 86	40	10
3866 87	51	5

COUPLING EXAMPLE WITH 2000 METAL CONNECTOR:



SILOK KIT + 2000 SERIES CONNECTORS = SILOK CABLE GLAND CONNECTORS

Item **STAINLESS STEEL FLEXIBLE BEND**
Stainless steel accessory with female connectors at the end, suitable for fitting 0° to 135° bends. It includes two O-rings and a flanged lock nut that reduces the bending of the conduit and the overall space requirements.

Material: Insert: x8 CrNiS 18-9 stainless steel
Ring nut: x8 CrNiS 18-9 stainless steel
Conduit: 316L stainless steel
O-ring: NBR elastomer

Temperature: -20°C +80°C

IP Protection index: IP68

	Iso thread		
	Nominal diameter (mm)	Thread	Quantity (pcs)
3810 70	8	12	1
3810 71	10	16	1
3810 72	12	20	1
3810 73	16	20	1
3810 74	21	25	1
3810 75	27	32	1
3810 76	35	40	1
3810 77	40	50	1
3810 78	51	63	1

METAL END-CONDUIT CABLE-GLAND

Connector used to close the end of a composite conduit: it performs the function of both end-conduit connector and cable-gland. It assures a good resistance to tension, torque corrosion and vibrations and it guarantees the same IP protection index of corresponding 2000 METAL connector (from IP42 to IP65 depending on the used conduits).

Material: Nickel-plated brass UNI EN 12164 CW 614N.
Nickel-plating 2 ÷ 5 µm

Temperature: -20°C +80°C

	Nominal diameter (mm)	Conduit diameter (mm)		Quantity (pcs)
		min	max	
3811 32	8	4	6	*
3811 33	10	6	9	*
3811 34	12	9	11.5	*
3811 35	16	12.5	14	*
3811 36	21	16	19	*

ACCESSORIES FOR METAL CONNECTORS



3870 04



3870 23



3870 58



3870 16



3870 46



3870 37

Adaptor rings for 2000 Metal connectors

2000 Metal connectors are supplied with the standard plastic locking (red colour). To extend the range of uses to other different conduits there is the possibility to choose dedicated adaptor lockings (plastic or metal).

Item	AR RINGS (RED)	
	Nominal diameter (mm)	Quantity (pcs)
3870 00	8	100
3870 01	10	100
3870 02	12	100
3870 03	16	100
3870 04	21	100
3870 05	27	50
3870 06	35	50
3870 07	40	25
3870 08	52	25

Item	AG RINGS (YELLOW)	
	Nominal diameter (mm)	Quantity (pcs)
3870 21	10	100
3870 22	12	100
3870 23	16	100

Item	AB RINGS (BLUE)	
	Nominal diameter (mm)	Quantity (pcs)
3870 58	52	25

Item	AN RINGS (BLACK)	
	Nominal diameter (mm)	Quantity (pcs)
3870 13	16	100
3870 14	21	100
3870 15	27	50
3870 16	35	50
3870 17	40	25
3870 18	52	25

Item	AX RINGS (BLACK)	
	Nominal diameter (mm)	Quantity (pcs)
3870 41	10	100
3870 42	12	100
3870 43	16	100
3870 44	21	50
3870 45	27	50
3870 46	35	25
3870 47	40	25
3870 48	52	25

Item	AT⁽¹⁾ RINGS (NICKEL-PLATED BRASS)	
	Nominal diameter (mm)	Quantity (pcs)
3870 31	10	50
3870 32	12	50
3870 33	16	50
3870 34	21	50
3870 35	27	50
3870 36	35	25
3870 37	40	10
3870 38	52	10
3870 39	63	5

(1) Operating temperature from -45 to + 250 °C

ACCESSORIES FOR METAL CONNECTORS



3851 08



3868 93

Item

NUTS WITH EARTHING SCREW FOR 2000 METAL CONNECTORS

Nickel plated brass nut with galvanized steel pin welded on the hexagonal plane face (M6x10 earthing screw). Elastic rubber washer, flat steel washer and locknut included in packaging.

	Nominal diameter (mm)	Allen wrench	Quantity (pcs)
3851 01	10	22	100
3851 02	12	26	100
3851 03	16	29	100
3851 04	21	35	100
3851 05	27	45	50
3851 06	35	54	25
3851 07	40	62	25
3851 08	52	77	15

FERRULES

Metal ferrules for 2000 Metal series connectors. Steel ferrules are used coupled with conduits to ensure the electric continuity and the protection of the steel braid.

	Nominal diameter (mm)	Quantity (pcs)
3868 90	8	100
3868 91	10	100
3868 92	12	100
3868 93	16	100
3868 94	21	100
3868 95	27	50
3868 96	35	50
3868 97	40	25
3868 98	52	25

COUPLING EXAMPLE

Swivelling 2000 Metal connector with FTR conduit

2000 Metal series connectors (nickel plated or galvanized brass) are available in different versions and ensure a fast and safe mechanical tightening.



Electric continuity is guaranteed by the steel ferrule (included in the connectors).


When needed the ferrule protect also from the metal braid of the conduit.



The standard plastic locking included in the 2000 Metal connectors ensure the mechanical tightening between the conduit and the connector.



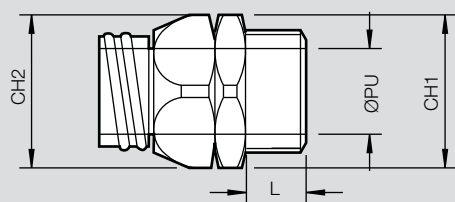
When mounted 2000 Metal connectors guarantee high mechanical and thermal performances and an high resistance to traction and vibrations (swivelling connectors are very suitable when is required an high resistance to torque).



DIMENSIONAL DATA

Metal connectors for composite and metal conduits

MG METAL

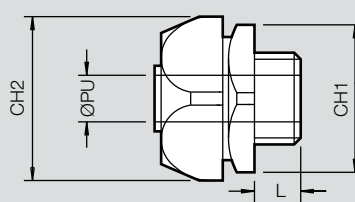


Iso thread	Size (mm)			
	Ø PU	CH1	CH2	L
3818 25	4.1	14	14	8
3818 26	8.5	20	18	8
3818 27	8.5	20	22	8
3818 28	10	24	22	8
3818 29	8.5	20	24	8
3818 30	12	24	24	8
3818 31	13.5	24	30	8
3818 32	17	30	30	10
3818 33	17	30	38	10
3818 34	23.5	38	38	12

PG thread	Size (mm)			
	Ø PU	CH1	CH2	L
3818 38	5.5	15	15	8
3818 39	8.5	20	18	8
3818 40	10	24	22	8
3818 41	10	24	22	8
3818 42	12	24	24	8
3818 43	12	24	24	8
3818 44	13.5	24	30	8
3818 45	17	30	30	10
3818 46	23.5	41	38	12

Gas thread	Size (mm)			
	Ø PU	CH1	CH2	L
3817 61	5.5	15	15	8
3817 62	6.8	20	18	8
3817 63	8.5	20	18	8
3817 64	10	24	22	8
3817 65	12	24	24	8
3817 66	17	30	30	10
3817 67	23.5	38	38	12

2000 METAL SERIES



Iso thread	Size (mm)			
	Ø PU	CH1	CH2	L
3820 40	6.5	18	20	8
3820 41	8.5	20	22	8
3820 42	10	24	26	8
3820 43	10	24	26	8
3820 35	10	27	29	8
3820 44	14	27	29	8
3820 36	14	33	35	8
3820 45	19	33	35	8
3820 37	19	43	45	8
3820 46	24	43	45	9.5
3820 47	32	51	54	11.5
3820 48	37	60	62	11.5
3820 49	47	74	77	13

PG thread	Size (mm)			
	Ø PU	CH1	CH2	L
3820 20	6.5	18	20	8
3820 21	8.5	20	22	8
3820 22	8.5	20	22	8
3820 23	8.5	20	22	8
3820 24	8.5	21	22	8
3820 25	10.5	24	26	8
3820 26	10.5	24	26	8
3820 27	10.5	24	26	8
3820 28	14	27	29	8
3820 29	14	27	29	8
3820 30	19	33	35	8
3820 31	24	43	45	9.5
3820 32	32.5	51	54	11.5
3820 33	37.3	60	62	11.5
3820 34	48	74	77	13

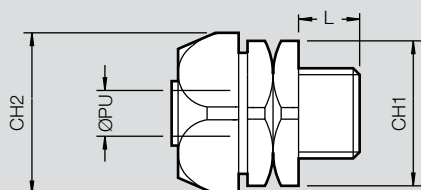
Gas thread	Size (mm)			
	Ø PU	CH1	CH2	L
3820 00	6.5	18	20	8
3820 16	7	18	20	8
3820 01	8.5	20	22	8
3820 02	8.5	20	22	8
3820 03	10.5	24	26	8
3820 04	10.5	24	26	8
3820 05	14	27	29	8
3820 06	19	33	35	8
3820 07	24	43	45	9.5
3820 08	32	51	54	11.5
3820 09	37.3	60	62	11.5
3820 10	48	74	77	13
3820 11	58	92	96	18.5
3820 12	72	109	109	21
3820 13	96	132	135	22
3820 14	122	161	162	27

NPT thread	Size (mm)			
	Ø PU	CH1	CH2	L
3820 51	6.5	20	22	9.5
3820 52	8.5	20	22	9.5
3820 53	10	24	26	9.5
3820 54	10	24	26	12.5
3820 55	14	27	29	12.5
3820 56	19	33	35	12.5
3820 57	24	43	45	17
3820 58	32	51	54	20.5
3820 59	37	60	62	20.5
3820 60	47	74	77	21
3820 61	58	92	96	28.5
3820 62	72	109	109	30
3820 63	96	132	135	31
3820 64	122	161	162	44

DIMENSIONAL DATA

Metal connectors for composite and metal conduits

SWIVEL 2000 METAL SERIES

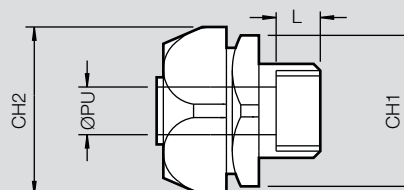


Iso thread	Size (mm)			
Item	Ø PU	CH1	CH2	L
3821 40	8.5	20	22	10
3821 41	10	24	26	10
3821 42	12.5	27	29	10
3821 35	10	24	26	10
3821 43	14	27	29	10
3821 36	16.5	33	35	10
3821 44	19	33	35	10
3821 37	21.5	43	45	10
3821 45	24	43	45	12
3821 46	31	51	54	14
3821 47	37	60	62	14
3821 48	47	75	77	14

PG thread	Size (mm)			
Item	Ø PU	CH1	CH2	L
3821 20	8.5	20	22	10
3821 21	10.5	24	26	10
3821 22	10.5	24	26	10
3821 23	14	27	29	10
3821 24	14	27	29	10
3821 25	19	33	35	10
3821 26	24	43	45	12
3821 27	32.5	51	54	14
3821 28	37.3	60	62	14
3821 29	48	74	77	14

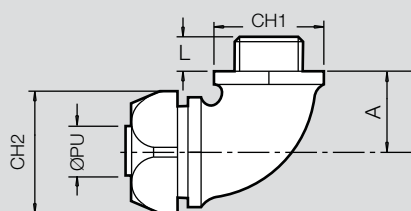
Gas thread	Size (mm)			
Item	Ø PU	CH1	CH2	L
3821 00	8.5	20	22	10
3821 01	10.5	24	26	10
3821 02	10.5	24	26	10
3821 03	14	27	29	10
3821 04	19	33	35	10
3821 05	24	43	45	12
3821 06	32.5	51	54	14
3821 07	37.3	60	62	14
3821 08	48	74	77	14
3821 09	58	92	96	22

FEMALE 2000 METAL SERIES



Iso thread	Size (mm)			
Item	Ø PU	CH1	CH2	L
3822 41	8.5	20	22	10
3822 42	10	24	26	10
3822 35	14	27	29	10
3822 43	14	27	29	10
3822 36	19	33	35	10
3822 44	19	33	35	10
3822 37	24	43	45	12
3822 45	24	43	45	12
3822 46	32.5	51	54	15
3822 47	37	60	62	15
3822 48	47	74	77	16.5

Gas thread	Size (mm)			
Item	Ø PU	CH1	CH2	L
3822 01	8.5	20	22	10
3822 02	10	24	26	10
3822 03	10	24	26	10
3822 04	14	27	29	10
3822 05	19	33	35	10
3822 06	24	43	45	12
3822 07	32.5	51	54	15
3822 08	37	60	62	15
3822 09	47	74	77	16.5
3822 10	58	92	96	22.5
3822 11	72	109	109	25
3822 12	96	133	135	27

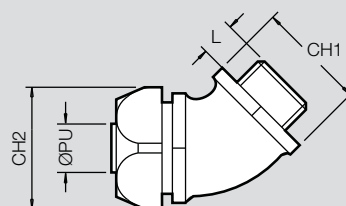
90° 2000 METAL SERIES


Iso thread	Size (mm)				
Item	Ø PU	CH1	CH2	L	A
3823 41	8.5	22	22	10	20.5
3823 42	10	25	26	10	23
3823 43	10	25	26	10	23
3823 44	14	27	29	10	23.5
3823 45	19	33	35	10	27.5
3823 46	24	42	45	14	33
3823 47	32.5	51	54	16	39
3823 48	37	60	62	18	47
3823 49	47	74	77	20	55

PG thread	Size (mm)				
Item	Ø PU	CH1	CH2	L	A
3823 20	6.5	20	20	10	17.5
3823 21	6.5	22	22	10	20.5
3823 22	8.5	22	22	10	20.5
3823 23	8.5	22	22	10	20.5
3823 24	10	25	26	10	23
3823 25	10	25	26	10	23
3823 26	14	27	29	10	23.5
3823 27	14	27	29	10	23.5
3823 28	19	33	35	10	27.5
3823 29	24	42	45	14	33
3823 30	32	51	54	16	39
3823 31	37	60	62	18	47
3823 32	47	74	77	20	55

Gas thread	Size (mm)				
Item	Ø PU	CH1	CH2	L	A
3823 00	6.5	20	20	10	17.5
3823 01	6.5	22	22	10	20.5
3823 02	8.5	22	22	10	20.5
3823 03	10	25	26	10	23
3823 04	10	25	26	10	23
3823 05	14	27	29	10	23.5
3823 06	19	33	35	10	27.5
3823 07	24	42	45	14	33
3823 08	32	51	54	16	39
3823 09	37	60	62	18	47
3823 10	47	74	77	20	55

NPT thread	Size (mm)				
Item	Ø PU	CH1	CH2	L	A
3823 53	10	25	26	11.5	23
3823 54	10	25	26	14.5	23
3823 55	14	27	29	14.5	23.5
3823 56	19	33	35	14.5	27.5
3823 57	24	42	45	19	33
3823 58	32	51	54	21	39
3823 59	37	60	62	21	47
3823 60	47	74	77	23	55

45° 2000 METAL SERIES


Iso thread	Size (mm)			
Item	Ø PU	CH1	CH2	L
3824 41	8.5	22	22	10
3824 42	10.5	25	26	10
3824 43	10.5	25	26	10
3824 44	14	27	29	10
3824 45	19	33	35	10
3824 46	24	42	45	14
3824 47	32.5	51	54	16
3824 48	37.3	60	62	18
3824 49	48	74	77	20

PG thread	Size (mm)			
Item	Ø PU	CH1	CH2	L
3824 21	8.5	22	22	10
3824 22	8.5	22	22	10
3824 23	8.5	22	22	10
3824 24	10.5	25	26	10
3824 25	10.5	25	26	10
3824 26	14	27	29	10
3824 27	14	27	29	10
3824 28	19	33	35	10
3824 29	24	42	45	14
3824 30	32.5	51	54	16
3824 31	37.3	60	62	18
3824 32	48	74	77	20

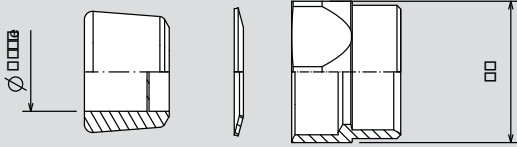
Gas thread	Size (mm)			
Item	Ø PU	CH1	CH2	L
3824 01	8.5	22	22	10
3824 02	8.5	22	22	10
3824 03	10.5	25	26	10
3824 04	10.5	25	26	10
3824 05	14	27	29	10
3824 06	19	33	35	10
3824 07	24	42	45	14
3824 08	32.5	51	54	16
3824 09	37.3	60	62	18
3824 10	48	74	77	20

NPT thread	Size (mm)			
Item	Ø PU	CH1	CH2	L
3824 53	10	25	26	11.5
3824 54	10	25	26	14.5
3824 55	14	27	29	14.5
3824 56	19	33	35	14.5
3824 57	24	42	45	19
3824 58	32.5	51	54	21
3824 59	37.3	60	62	21
3824 60	48	74	77	23

DIMENSIONAL DATA

Accessories for composite and metal conduits

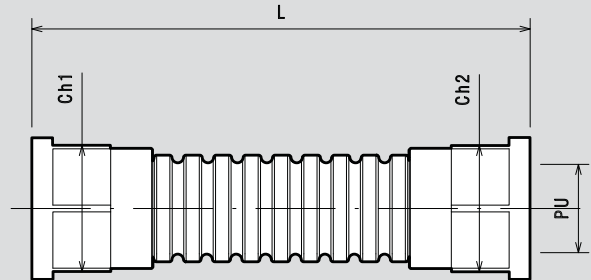
SILOK KIT



Silok kit	Size (mm)	
	CH	Ø PU
3866 80	22	10
3866 81	26	12
3866 82	29	16
3866 83	35	21
3866 84	45	27
3866 85	54	35
3866 86	62	40
3866 87	77	51

With connector:	Size (mm)	
Thread	Conduit inside Ø	Cable Ø
M16X1.5	10	6 - 6.5
M16X1.5	12	6 - 8.5
M20X1.5	12	9 - 10
M16X1.5	15.5	9 - 10
M20X1.5	15.5	9 - 11.5
M20X1.5	20.5	12.5 - 14
M25X1.5	20.5	16 - 19
M25X1.5	26.5	19 - 22
M32X1.5	26.5	23 - 23.5
M40X1.5	34.5	30 - 32.5
M50X1.5	39.5	35 - 37.5
M63X1.5	50.5	46 - 47
PG7	10	6 - 6.5
PG9	10	6 - 8.5
PG11	10	6 - 8.5
PG11	12	9 - 10
PG13.5	15.5	12.5 - 14
PG16	15.5	12.5 - 14
PG21	20.5	16 - 19
PG29	26.5	23 - 23.5
G3/8"	10	6 - 8.5
G3/8"	12	9 - 10
G1/2"	12	9 - 10
G1/2"	15.5	9 - 14
G1/2"	15.5	9 - 14
G3/4"	20.5	16 - 19
G1"	26.5	19 - 22
G1"	26.5	23 - 23.5
G1 1/4"	34.5	30 - 32.5
G1 1/2"	39.5	35 - 37.5
G2"	50.5	46 - 47

STAINLESS STEEL FLEXIBLE BEND



Iso thread	Size (mm)			
	Ø PU	CH1	CH2	L
3810 70	16	16	8.5	91
3810 71	20	20	10.2	105
3810 72	22	22	12	135
3810 73	24	24	16.8	167
3810 74	30	30	20.5	201
3810 75	38	38	25.6	244
3810 76	44	44	33	303
3810 77	53	53	41	380
3810 78	67	67	51	448

CONNECTORS

Silok kit

CONDUIT INSIDE Ø	MALE 2000 METAL SERIES				FEMALE 2000 METAL SERIES		TKG	CONDUIT PIPE CONNECTOR	90° 2000 METAL SERIES				45° 2000 METAL SERIES				SWIVELLING 2000 METAL SERIES			
	ISO	PG	GAS	NPT	ISO	GAS			ISO	PG	GAS	NPT	ISO	PG	GAS	NPT	ISO	PG	GAS	
10	3866 80	3820 41	3820 21	3820 01	3820 51	3822 41	3822 01		3823 41	3823 21	3823 01		3824 41	3824 21	3824 01		3821 40	3821 20	3821 00	
			3820 22	3820 02	3820 52					3823 22	3823 02			3824 22	3824 02					
			3820 23							3823 23				3824 23						
12	3866 81	3820 42	3820 25	3820 03	3820 53	3822 42	3822 02	3878 80	3823 42	3823 24	3823 03	3823 53	3824 42	3824 24	3824 03	3824 53	3821 41	3821 21	3821 01	
			3820 26	3820 04	3820 54					3823 25	3823 04	3823 54		3824 25	3824 04	3824 54				
			3820 27																	
15.5	3866 82	3820 44	3820 28			3822 43	3822 04	3878 81	3823 44	3823 26			3824 44	3824 26			3821 35	3821 23		
			3820 29	3820 05	3820 55					3823 27	3823 05	3823 55		3824 27	3824 05	3824 55				3821 43
20.5	3866 83	3820 45	3820 30	3820 06	3820 56	3822 44	3822 05	3878 83	3825 72	3823 45	3823 28	3823 06	3823 56	3824 45	3824 28	3824 06	3824 56	3821 36	3821 25	3821 04
			3820 31	3820 07	3820 57										3823 29	3823 07	3823 57			
26.5	3866 84	3820 46	3820 32	3820 08	3820 58	3822 45	3822 06	3878 84	3825 73	3823 46	3823 29	3823 07	3823 57	3824 46	3824 29	3824 07	3824 57	3821 37	3821 26	3821 05
			3820 33	3820 09	3820 59										3823 30	3823 08	3823 58			
34.5	3866 85	3820 47	3820 32	3820 08	3820 58	3822 46	3822 07	3878 85	3825 74	3823 47	3823 30	3823 08	3823 58	3824 47	3824 30	3824 08	3824 58	3821 46	3821 27	3821 06
39.5	3866 86	3820 48	3820 33	3820 09	3820 59	3822 47	3822 08	3878 86	3825 75	3823 48	3823 31	3823 09	3823 59	3824 48	3824 31	3824 09	3824 59	3821 47	3821 28	3821 07
50.5	3866 87	3820 49	3820 34	3820 10	3820 60	3822 48	3822 09	3878 87	3825 76	3823 49	3823 32	3823 10	3823 60	3824 49	3824 32	3824 10	3824 60	3821 48	3821 29	3821 08

TABLE OF ADAPTOR RINGS FOR 2000 METAL CONNECTORS

Conduit Ø	GE-PVC	FP 2000	FA2000 FA FA HF	PN PN HF	P3 P3 HF P2X	LA	FTR FTR HF	GNS GND GNDX	NGDAX TRS
10									
12									
15 - 16									
20 - 21									
27									
35 - 36									
40									
51 - 52									
63									
77									
102									

NOTE: The 2000 Metal series connectors are supplied with the standard plastic locking (red colour). To extend the range of uses to other different conduits there is the possibility to choose dedicated adaptor lockrings (plastic or metal).



ATEX systems and rigid conduits

APPLICATION SECTORS



Railway and rail transport



Infrastructures



Naval sector and maritime transport



Renewable energies and green building



Food and beverage



Industrial and logistic plants



Commercial and service industry



Automation and robotics




Machining and industrial processes



CT JUNCTION BOXES



3871 21



3871 26

Item

CT JUNCTION BOXES

Die-cast aluminum boxes and covers with two systems for earthing: through internal screws and blocks and through external dedicated kit. All the boxes are completed with internal fixing screws.

Size (mm) Quantity (pcs)

3871 20	89x89x65	1
3871 21	129x104x65	1
3871 22	155x130x65	1
3871 23	179x154x90	1
3871 24	239x204x90	1
3871 25	290x250x120	1

ISOMETRIC DRILLING JIG

Silk-screen printing aluminum jig dedicated to CT boxes drilling.

Quantity (pcs)

3871 26	1
---------	---



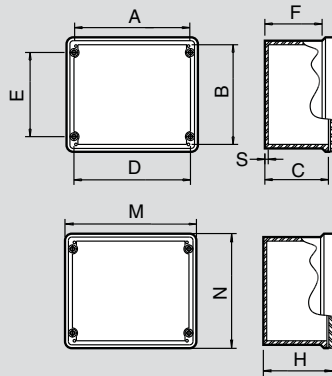
Compliant to IEC 60079 and IEC 61241 with classification:
II 3G Ex nA IIC GC
II 3D Ex tc IIIC Dc IP65

JUNCTION BOXES

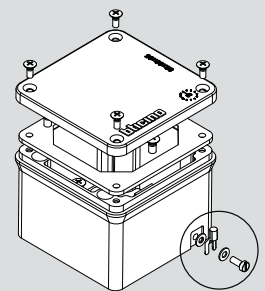
Characteristics:

Material: Body and cover: sandblasted aluminium
GD Al Si 12 Cu 2 Fe UNI 5076-74
Gasket: thermosetting elastomeric
Screws: steel with DACROMET coating
Temperature: -40°C +100°C
IP protection: IP67 (IP65 in according to ATEX regulations)
External kit: Tinned copper cable terminal for cable (4 - 6 mm²), M4x10 stainless steel screw and two stainless steel washers

Size:



EARTHING KIT



Ø 4 to 6 mm² cable (not included)

Junction boxes	SIZE (mm)										
	Item	A	B	C	D	E	F	S	M	N	H
3871 20	89	89	65	80	60	55	2	98	98	73	
3871 21	129	104	65	120	75	55	2	138	113	73	
3871 22	155	130	65	145	100	55	2.5	170	145	73	
3871 23	179	154	90	170	125	77	2.5	190	165	100	
3871 24	239	204	90	230	175	77	2.5	250	215	100	
3871 25	290	250	120	280	220	109	3	305	265	130	

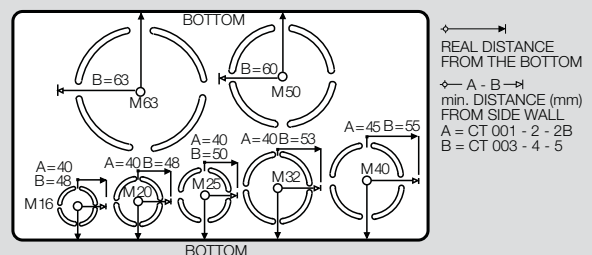
F = space available to fix the connector

POSSIBLE DRILLING FOLLOWING ATEX CERTIFICATION

Junction boxes	Sides drilling				
	Item	Max No. of holes	No. of holes on long side	Hole Ø (mm)	No. of holes on short side
3871 20	4	1	16.5	1	20.5
3871 21	4	1	16.5	1	20.5
3871 22	4	1	20.5	1	25.5
3871 23	6	2	25.5	1	32.5
3871 24	6	2	32.5	1	40.5
3871 25	6	2	40.5	1	51/64

DRILLING JIG

Size:



CONNECTORS/CABLE GLANDS



Item
Material:

SILOK TAZ CONNECTOR/CABLE GLAND
 Body, nut and lock-ring: nickel plated brass UNI EN 12165 CW617N (nickel plating 2 ÷ 5 µm)
 Gasket: thermosetting elastomeric (closed-cell foam)
 Washer: galvanized steel
 Operating temperature: -20° +80°C

	Conduit out. diameter (mm)	Thread ISO	Conduit diameter (mm)		Quantity (pcs)
			Min	Max	
3860 92	16	M16x1.5	10	11	50
3860 93	20	M20x1.5	14	15	25
3860 94	25	M25x1.5	17.5	19	25
3860 95	32	M32x1.5	24.5	25.5	10
3860 96	40	M40x1.5	32	33	10
3860 97	50	M50x1.5	35	36	5
3860 98	63	M63x1.5	48	49.5	2



Compliant to IEC 60079 and IEC 61241 with classification:
 II 3G Ex nA IIC GC
 II 3D Ex tc IIIC Dc IP65

Material:

SILOK CONNECTOR/CABLE GLAND
 Body and nut: nickel plated brass UNI EN 12165 CW617N (nickel plating 2 ÷ 5 µm)
 Gasket: thermosetting elastomeric (closed-cell foam)
 Locknut: polyamide PA6 [UL94-V2]
 Operating temperature -20° + 80° C

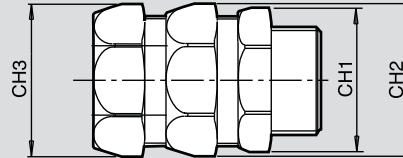
	Nominal diameter (mm)	Thread ISO	Conduit diameter (mm)		Quantity (pcs)
			Min	Max	
3811 38	12	M16	9	10	50
3811 39	16	M20	10	14	25
3811 40	21	M25	16	19	25
3811 41	27	M32	23	25	10
3811 42	35	M40	30	32.5	10
3811 43	40	M50	35	37.5	5
3811 44	51	M63	46	47	2



Compliant to IEC 60079 and IEC 61241 with classification:
 II 3G Ex nA IIC GC
 II 3D Ex tc IIIC Dc IP65

SILOK TAZ CONNECTOR/CABLE GLAND FOR RIGID CONDUITS

It can be used to connect boxes and flexible conduits.

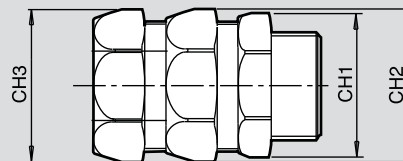


Silok TAZ connector/cable gland	SIZE (mm)			
	Conduit outside Ø	CH1	CH2	CH3
3860 92	16	20	22	26
3860 93	20	26	27	29
3860 94	25	31	32	35
3860 95	32	38	41	45
3860 96	40	47	49	55
3860 97	50	57	53	65
3860 98	63	70	73	75

To ensure the declared protection index, the use of metal locking and gasket by Legrand is suggested.

SILOK CONNECTOR/CABLE GLAND FOR FLEXIBLE CONDUITS

It can be used to connect boxes and flexible conduits.



Silok connector/cable gland	SIZE (mm)			
	Nominal diameter	CH1	CH2	CH3
3811 38	12	20	22	26
3811 39	16	26	27	29
3811 40	21	31	32	35
3811 41	27	38	41	45
3811 42	35	47	49	55
3811 43	40	57	53	65
3811 44	51	70	73	75

To ensure the declared protection index, the use of metal locking and gasket by Legrand is suggested.

RIGID CONDUITS

galvanized steel and stainless steel



3878 51

3877 51

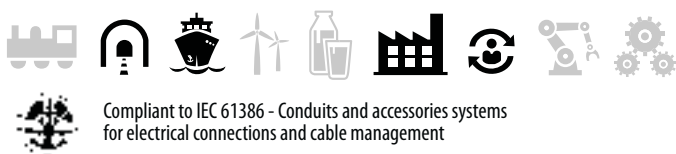
Item

TAZ

Galvanized steel conduit, electrical welded with zinc deposited onto the welding. Material: galvanized sendzimir steel according to EURONORM 142/95 and 147/91
Length tolerance:
- 0/+5 mm for 3 m bars
- 0/-50 mm for 4 m bars

3 m	Out. diameter (mm)	Quantity (m)
3878 50	16	30
3878 51	20	30
3878 52	25	15
3878 53	32	15
3878 54	40	3
3878 55	50	3
3878 56	63	3

4 m	Out. diameter (mm)	Quantity (m)
3879 50	16	40
3879 51	20	40
3879 52	25	20
3879 53	32	20
3879 54	40	4
3879 55	50	4
3879 56	63	4

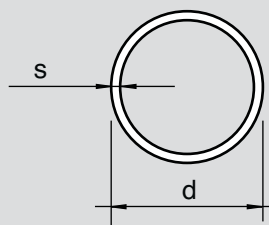
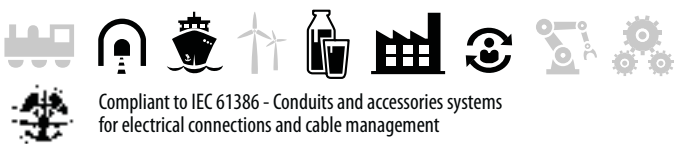


TAIX

Stainless steel conduit, electrical welded.
Material: stainless steel AISI 304 according to UNI EN 10088
Coating finish: uniform brushed
Every bar is sheltered in a polyethylene wrapping
Length tolerance:
- 0/+5 mm for 4 m bars

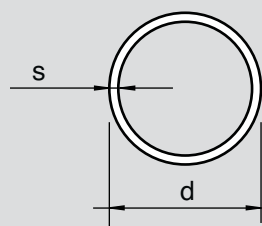
4 m	Out. diameter (mm)	Quantity (m)
3877 50	16	4
3877 51	20	4
3877 52	25	4
3877 53	32	4
3877 54	40	4
3877 55	50	4
3877 56	63	4

Systems certified with TILOK series connectors



Steel galvanized conduit		SIZE (mm)		Technical characteristics**	
Item		d	s*	Classification	Resistance to corrosion***
3878 50	3879 50	16	1.0	5545	Medium
3878 51	3879 51	20	1.0	5545	Medium
3878 52	3879 52	25	1.2	5545	Medium
3878 53	3879 53	32	1.2	5545	Medium
3878 54	3879 54	40	1.2	5545	Medium
3878 55	3879 55	50	1.2	5545	Medium
3878 56	3879 56	63	1.5	5545	Medium

* nominal
** according to IEC 61386
*** inside and outside



Stainless steel conduit		SIZE (mm)		Technical characteristics**	
Item		d	s*	Classification	Resistance to corrosion***
3877 50		16	1.0	5545	High
3877 51		20	1.0	5545	High
3877 52		25	1.2	5545	High
3877 53		32	1.2	5545	High
3877 54		40	1.2	5545	High
3877 55		50	1.2	5545	High
3877 56		63	1.5	5545	High

* nominal
** according to IEC 61386
*** inside and outside

TILOK®

Metal quick connectors

PATENTED SYSTEM



3878 71

3878 63

Item

TKT CONNECTOR PIPE-PIPE

Metal quick pipe-pipe connector
Patented stainless steel retention system
Protection index IP 68 with TAZ or TAIX conduit
Operating temperature: -25° +150°C
Electric continuity guaranteed

Out. diameter (mm) Quantity (pcs)

3878 70	16	10
3878 71	20	10
3878 72	25	5
3878 73	32	5
3878 74	40	3
3878 75	50	2
3825 67*	63	5

TKM CONNECTOR PIPE-BOX

Metal quick pipe-box connector with male thread
Patented stainless steel retention system
Protection index IP 68 with TAZ or TAIX conduit
Operating temperature: -25° +150°C
Electric continuity guaranteed

Thread ISO Out. diameter (mm) Quantity (pcs)

3878 60	M16x1.5	16	15
3878 61	M20x1.5	20	10
3878 62	M25x1.5	25	10
3878 63	M32x1.5	32	5
3878 64	M40x1.5	40	5
3878 65	M50x1.5	50	3
3825 87*	M63x1.5	63	5

* Mechanical connector



Compliant to IEC 61386 - Conduits and accessories systems for electrical connections and cable management

Material:

UNI EN 12164 CW614N brass body

Nickel plating: 2 - 5 µm

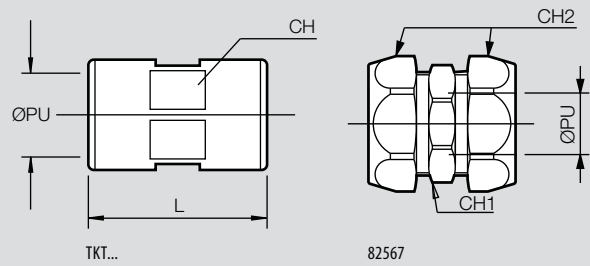
Gasket: thermosetting elastomer

Resistance to corrosion in neutral saline mist test according to UNI ISO 9227; pluviometric index 1.8 ml/hour.

No signs of corrosion after **192 hours**.

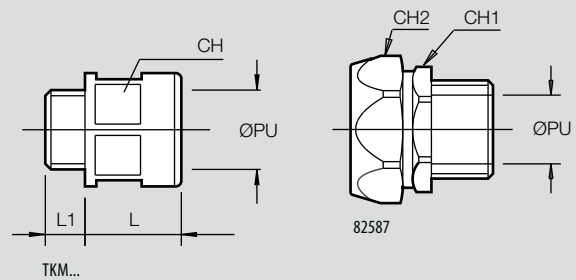
Resistance to corrosion in constant damp humidity test according to DIN 50017SK; test conditions 38°C with 100% relative humidity.

No sign of corrosion after **1000 hours**



TKT connector pipe-pipe	SIZE (mm)			
	d	ØPU	CH	L
3878 70	16	14	24	49
3878 71	20	18	28	50
3878 72	25	22.6	33	53
3878 73	32	29.6	40	56
3878 74	40	37.6	50	60
3878 75	50	47.6	59	64

Connector pipe-pipe	SIZE (mm)			
	d	ØPU	CH1	CH2
3825 67*	63	59	70	73



TKM connector pipe-box	SIZE (mm)				
	d	ØPU	CH	L	L1
3878 60	16	12.5	24	26	10
3878 61	20	16.5	28	27	11
3878 62	25	21.5	33	29	11
3878 63	32	27	40	30	12.5
3878 64	40	35	50	32	13
3878 65	50	45	59	47	13

Connector pipe-box	SIZE (mm)			
	d	ØPU	CH1	CH2
3825 87*	63	57	70	73

TILOK®

Metal quick connectors

PATENTED SYSTEM



3870 50



3878 90

Item

TKP CONNECTORS

The new range allows to guarantee a protection IP67 also in the exit point of the cable.

Description

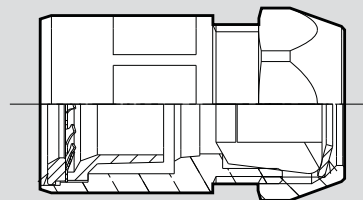
- 3870 50** cable gland 6-8 (TKP) TAZ/TAIX D16 end piece
- 3870 51** cable gland 9-11.5 (TKP) TAZ/TAIX D16 end piece
- 3870 52** cable gland 12.5-14 (TKP) TAZ/TAIX D16 end piece
- 3870 53** cable gland 12.5-14 (TKP) TAZ/TAIX D20 end piece
- 3870 54** cable gland 16-19 (TKP) TAZ/TAIX D20 end piece
- 3870 55** cable gland 16-19 (TKP) TAZ/TAIX D25 end piece

TKF CONNECTORS

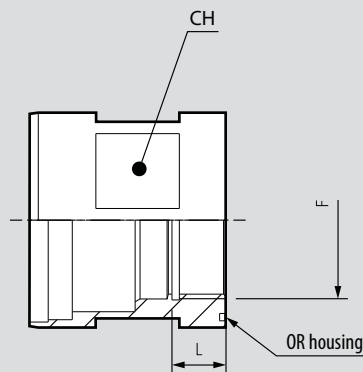
TAZ/TAIX conduit end connector, female thread, for installation on flat metal sheet or junction box. To be completed using the new flared metal ring nuts.

Description

- 3878 90** TILOK TAZ/TAIX D16 CONNECTOR - M16 female thread (TKF)
- 3878 91** TILOK TAZ/TAIX D20 CONNECTOR - M20 female thread (TKF)
- 3878 92** TILOK TAZ/TAIX D25 CONNECTOR - M25 female thread (TKF)
- 3878 93** TILOK TAZ/TAIX D32 CONNECTOR - M32 female thread (TKF)
- 3878 94** TILOK TAZ/TAIX D40 CONNECTOR - M40 female thread (TKF)
- 3878 95** TILOK TAZ/TAIX D50 CONNECTOR - M50 female thread (TKF)



Item	SIZE (mm)		
	Conduit	Cable sheath PU	Conduit PU
3870 50	9-10	12	16
3870 51	9-11.5	12	16
3870 52	12.5-14	16	16
3870 53	12.5-14	16	20
3870 54	16-19	21	20
3870 55	16-19	21	25



Item	d	F thread	L	CH	OR housing
3878 90	16	M16x1.5	10.5	24	OR2081
3878 91	20	M20x1.5	9.5	28	OR2087
3878 92	25	M25x1.5	10.5	33	OR2125
3878 93	32	M32x1.5	10.5	40	OR2150
3878 94	40	M40x1.5	11.5	50	OR2127
3878 95	50	M50x1.5	11	59	OR2224

NOTE: OR not included



Compliant to IEC 61386 - Conduits and accessories systems for electrical connections and cable management

TILOK®

Metal quick connectors



3879 87

3879 83



3878 83

Item

TKG CONNECTOR PIPE-FLEXIBLE CONDUIT

Connector for TAZ/TAIX rigid conduits and PN and P3 conduits

Diameter (mm) Quantity (pcs)

Out. conduit Conduits

Item	Out. conduit	Conduits	Quantity (pcs)
3878 80	16	12	15
3878 81	16	15.5	10
3878 82	20	15.5	10
3878 83	20	20.5	10
3878 84	25	20.5	10
3878 85	25	26.5	5
3878 86	32	26.5	5
3878 87	32	34.5	3
3878 88	40	39.5	2
3825 76*	50	50.5	5

PIPE-BOX PLIABLE CONNECTORS

With quick fit connection for TAZ/TAIX conduit on one end, and fixed male connector on the other end. It can be used for bends or misalignments near a junction box.

Thread ISO Out. conduit (mm) Quantity (pcs)

Item	Thread ISO	Out. conduit (mm)	Quantity (pcs)
3879 80	M20x1.5	16	1
3879 81	M25x1.5	20	1
3879 82	M32x1.5	25	1
3879 83	M40x1.5	32	1
3879 84	M50x1.5	40	1

PIPE-PIPE PLIABLE CONNECTORS

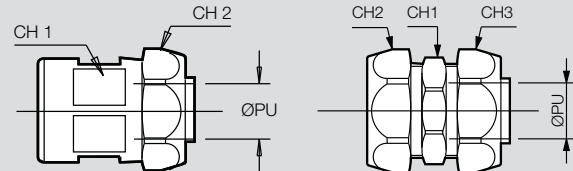
With TAZ/TAIX conduit quick fit connectors on both ends. They can be used for bends, to overcome obstacles, or in case of misaligned conduits.

Outside diameter (mm) Quantity (pcs)

Item	Outside diameter (mm)	Quantity (pcs)
3879 85	16	1
3879 86	20	1
3879 87	25	1
3879 88	32	1
3879 89	40	1

TKG CONNECTOR PIPE-FLEXIBLE CONDUIT

Body and nut: UNI EN 12165 CW617N brass
 Nickel plating: 2 - 5 µm
 Gasket: thermosetting elastomer
 Patented stainless steel retention system
 Ferrule: tinned steel
 Lock ring: technopolymer
 Protection index IP 67 with PN conduit and TAZ or TAIX conduits
 Operating temperature: -25° +150°C
 Electric continuity guaranteed

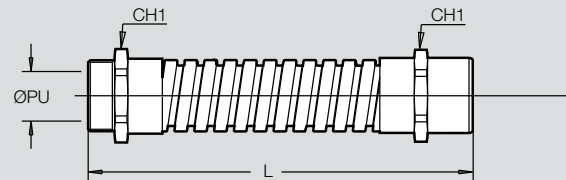


TKG connector pipe-flexible conduit	SIZE (mm)			
	d	ØPU	CH1	CH2
3878 80	16	10.5	24	26
3878 81	16	14	24	29
3878 82	20	14	28	29
3878 83	20	19	28	35
3878 84	25	19	33	35
3878 85	25	24	33	45
3878 86	32	24	40	45
3878 87	32	31	40	54
3878 88	40	37	50	62

Connector pipe-flexible conduit	SIZE (mm)				
	d	ØPU	CH1	CH2	CH3
3825 76*	50	47	74	59	77

PIPE-BOX PLIABLE CONNECTORS

Materials:
 - sheath: simple hemming steel, spiralled PVC covered
 - connectors: UNI EN 12165 CW617N brass
 - nickel plating: 2 - 5 µm
 - conduit quick connector: thermoplastic elastomer seal, stainless steel patented connection system.
 Protection index IP65.
 Operating temperature: -15° +60°C



Pliable connectors	SIZE (mm)				
	d	ØPU	CH1	L	Curvature radius
3879 80	16	14	28	255	50
3879 81	20	18.5	33	295	60
3879 82	25	24	40	370	100
3879 83	32	31	48	500	120
3879 84	40	37.5	59	675	150
3879 85	16	14	28	255	50
3879 86	20	18.5	33	295	60
3879 87	25	24	40	370	100
3879 88	32	31	48	505	120
3879 89	40	37.5	59	680	150

ACCESSORIES

Elbows and aligners



3863 92



3866 93



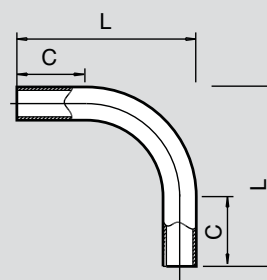
3879 98

Item	TAZ ELBOWS	
	90° elbow obtained from TAZ conduit. Material: galvanized sendzimir steel according to EURONORM 142/95 and 147/91	
	Out. conduit (mm)	Quantity (pcs)
3863 91	16	100
3863 92	20	50
3863 93	25	100
3863 94	32	50
3863 95	40	25
3863 96	50	10
3863 98	63	5

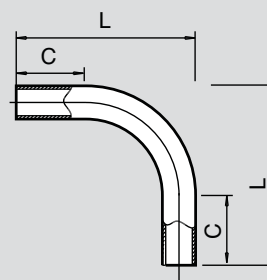
Item	TAIX ELBOWS	
	90° elbow obtained from TAIX conduit. Material: stainless steel AISI 304 according to UNI EN 10088	
	Out. conduit (mm)	Quantity (pcs)
3866 91	16	1
3866 92	20	1
3866 93	25	1
3866 94	32	1
3866 95	40	1
3866 96	50	1

Item	CONDUIT BENDING TOOL
	For TAZ and TAIX conduits. Complete bending system supplied in appropriate kits, for bending rigid galvanized steel conduits, TAZ type (ø 16-32), or stainless steel conduits, TAIX (ø 16-20) type
	Type
3879 98	Digital
3879 99	Manual

TECHNICAL DATA



TAZ elbows	SIZE (mm)			
Item	D	S	L	C
3863 91	16	1.0	123	70
3863 92	20	1.0	137	77
3863 93	25	1.2	168	86
3863 94	32	1.2	202	86
3863 95	40	1.2	226	86
3863 96	50	1.2	299	124
3863 98	63	1.5	351	150



TAIX elbows	SIZE (mm)			
Item	D	S	L	C
3866 91	16	1.0	123	70
3866 92	20	1.0	137	77
3866 93	25	1.2	168	86
3866 94	32	1.2	202	86
3866 95	40	1.2	226	86
3866 96	50	1.2	299	124

KIT COMPOSITION:

ERC/101N

- digital multiform
- aluminium matrixes
- special alloy counter-matrixes
- trestle
- flaring unit
- spray grease
- metal box

DIGITAL MULTIFORM

- Size:
- length 320 mm
 - width 245 mm
 - height 300 mm
 - weight about 20 Kg.

ERC/103N

- 3 speed manual multiform
- drill dynamometer torque with support
- aluminium matrixes
- special alloy counter-matrixes
- restle
- flaring unit
- spray grease
- metal box

3 SPEED MANUAL MULTIFORM

- Size:
- length 320 mm
 - width 245 mm
 - height 200 mm
 - weight about 15 Kg.

ACCESSORIES

Mechanical metal connectors



3825 62



3825 84



3825 94

Item

PIPE-PIPE CONNECTOR

Body, nuts and lock rings:
- UNI EN 12164 CW614N brass
Nickel plating: 2 - 5 µm

Out. conduit (mm) Quantity (pcs)

3825 61	16	50
3825 62	20	25
3825 63	25	20
3825 64	32	10
3825 65	40	10
3825 66	50	5
3825 67	63	5

MALE CONNECTOR

Body, nut and lock ring:
- UNI EN 12164 CW614N brass
Nickel plating: 2 - 5 µm

ISO Thread Out. conduit (mm) Quantity (pcs)

3825 81	M16x1.5	16	50
3825 82	M20x1.5	20	50
3825 83	M25x1.5	25	25
3825 84	M32x1.5	32	20
3825 85	M40x1.5	40	10
3825 86	M50x1.5	50	10
3825 87	M63x1.5	63	5

FEMALE CONNECTOR

Body, nut and lock ring:
- UNI EN 12164 CW614N brass
Nickel plating: 2 - 5 µm

ISO Thread Out. conduit (mm) Quantity (pcs)

3825 91	M16x1.5	16	50
3825 92	M20x1.5	20	50
3825 93	M25x1.5	25	25
3825 94	M32x1.5	32	20
3825 95	M40x1.5	40	10
3825 96	M50x1.5	50	10
3825 97	M63x1.5	63	5

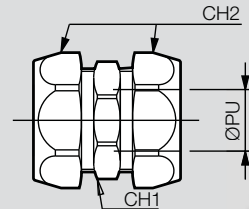
RESISTANCE TO CORROSION:

Resistance to corrosion in neutral saline mist test according to UNI ISO 9227; pluviometric index 1.8 ml/hour.

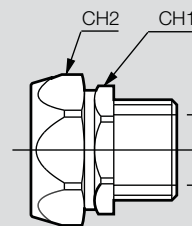
No signs of corrosion after **192 hours**.

Resistance to corrosion in constant damp humidity test according to DIN 50017SK; test conditions 38°C with 100% relative humidity.

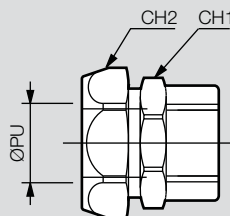
No sign of corrosion after **1000 hours**.



Pipe-pipe connector	SIZE (mm)			
Item	D	ØPU	CH1	CH2
3825 61	16	14	20	22
3825 62	20	18	26	27
3825 63	25	22	31	32
3825 64	32	29	38	41
3825 65	40	37	47	49
3825 66	50	47	57	59
3825 67	63	59	70	73



Male connector	SIZE (mm)			
Item	D	ØPU	CH1	CH2
3825 81	16	12.5	20	22
3825 82	20	16.5	26	27
3825 83	25	21.5	31	32
3825 84	32	27	38	41
3825 85	40	35	47	49
3825 86	50	45	57	59
3825 87	63	57	70	73



Female connector	SIZE (mm)			
Item	D	ØPU	CH1	CH2
3825 91	16	14	20	22
3825 92	20	18	26	27
3825 93	25	22	31	32
3825 94	32	29	38	41
3825 95	40	37	47	49
3825 96	50	47	57	59
3825 97	63	59	70	73

ACCESSORIES

Mechanical connectors



3825 72

Item

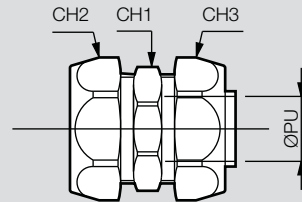
PIPE-FLEXIBLE CONDUIT

Body, nut and lock ring:
- UNI EN 12165 CW617N brass
Nickel plating: 2 - 5 µm
Lock ring: technopolymer

Diameter (mm)

Quantity (pcs)

Item	Conduit out.	Sheath ins.	Quantity (pcs)
3825 71	16	15.5	50
3825 72	20	20.5	25
3825 73	25	26.5	20
3825 74	32	34.5	10
3825 75	40	39.5	5
3825 76	50	50.5	4



PIPE-FLEXIBLE CONDUIT	SIZE (mm)				
	D	ØPU	CH1	CH2	CH3
3825 71	16	14	27	22	29
3825 72	20	18	33	27	35
3825 73	25	22.5	43	32	45
3825 74	32	29	51	41	54
3825 75	40	37	60	49	62
3825 76	50	47	74	59	77



ACCESSORIES

Cliko® metal clamp



3870 82

3870 81

Item

CLIKO® FIXING RIGID CONDUIT METAL CLAMP

Quick patented fixing clamp for TAZ conduits, with hinged snapping cover, ideal for ceiling applications. Every clamp is marked with the conduit diameter. Slot on the bottom allows correct alignment.

Item	Conduit out. diameter	Quantity (pcs)
3870 80	16	50
3870 81	20	50
3870 82	25	40
3870 83	32	30
3870 84	40	20
3870 85	50	20

CLIKO® FIXING STAINLESS STEEL RIGID CONDUIT METAL CLAMP

Quick patented fixing clamps for TAIX conduit, with hinged snapping cover, ideal for ceiling applications. Every clamp is marked with the conduit diameter. Slot on the bottom allows correct alignment.

Item	Conduit out. diameter	Quantity (pcs)
3870 90	16	50
3870 91	20	50
3870 92	25	40
3870 93	32	30
3870 94	40	20
3870 95	50	20

ACCESSORIES

Metal clamps for TAZ and TAIX conduits - bushes



3828 64

3828 53



3870 72

Item

METAL CLAMPS

Metal clamps for TAX and TAIX conduits. Available with slot or tapped M6 hole. Material: galvanized steel

Item	Threated hole	Out. conduit (mm)	Quantity (pcs)
3828 61		16	50
3828 62		20	40
3828 63		25	30
3828 64		32	20
3828 65		40	20
3828 66		50	20
3828 67		63	20
	Slot	Out. conduit (mm)	
3828 51		16	50
3828 52		20	40
3828 53		25	30
3828 54		32	20
3828 55		40	20
3828 56		50	20
3828 57		63	20

BT BUSHES

Fibre glass reinforced polyamide PA6 for TAX and TAIX conduits.

Item	Conduit out. diameter (mm)	Quantity (pcs)
3870 70	16	100
3870 71	20	100
3870 72	25	100
3870 73	32	50
3870 74	40	25
3870 75	50	25



Plastic and metal cable glands



PLASTIC CABLE GLANDS



3843 74



3843 84

Item

PSP RAL 7001

Polyamide cable-gland with mechanical tightening and anti-vibration locking equipped with an internal gasket to ensure a protection index IP68. The locking system, made by flexible reeds, guarantee a good resistance to loads, strengths and torque in all applications.

Iso thread



Grey RAL 7001	Thread	Conduit Ø (mm)		Torque (Nm)		Shock res. cat.	Quantity (pcs)
		Min	Max	Nut	Body		
3843 69	M12x1.5	3.5	6.5	1.8	1.2	4	50
3843 70	M16x1.5	4	8	4.2	3	4	50
3843 71	M20x1.5	6	12	6	3.5	4	50
3843 72	M25x1.5	13	17	9	5.5	5	35
3843 73	M32x1.5	18	25	14	5.5	5	20
3843 74	M40x1.5	22	32	15.3	11.5	6	10
3843 75	M50x1.5	30	35	15.3	11.5	6	5
3843 76	M63x1.5	35	44	15.3	11.5	6	5

Item

PSP RAL 7035

Polyamide cable-gland with mechanical tightening and anti-vibration locking equipped with an internal gasket to ensure a protection index IP68. The locking system, made by flexible reeds, guarantee a good resistance to loads, strengths and torque in all applications.

Iso thread



Grey RAL 7035	Thread	Conduit Ø (mm)		Torque (Nm)		Shock res. cat.	Quantity (pcs)
		Min	Max	Nut	Body		
3843 79	M12x1.5	3.5	6.5	1.8	1.2	4	50
3843 80	M16x1.5	4	8	4.2	3	4	50
3843 81	M20x1.5	6	12	6	3.5	4	50
3843 82	M25x1.5	13	17	9	5.5	5	35
3843 83	M32x1.5	18	25	14	5.5	5	20
3843 84	M40x1.5	22	32	15.3	11.5	6	10
3843 85	M50x1.5	30	35	15.3	11.5	6	5
3843 86	M63x1.5	35	44	15.3	11.5	6	5

PG thread

Grey RAL 7001	Thread	Conduit Ø (mm)		Torque (Nm)		Shock res. cat.	Quantity (pcs)
		Min	Max	Nut	Body		
3843 10	PG7	4	6	1.8	1.2	4	50
3843 11	PG9	4	8	4.2	2.5	4	50
3843 12	PG11	5	10	5.5	4.5	4	50
3843 13	PG13.5	6	12	6	5	4	50
3843 14	PG16	10	13	6	5.5	5	50
3843 15	PG21	13	17	9	7	5	35
3843 16	PG29	18	25	14	10	5	20
3843 17	PG36	22	32	15.3	12.5	6	10
3843 18	PG42	30	35	15.3	12.5	6	5
3843 19	PG48	35	44	15.3	12.5	6	5

PG thread

Grey RAL 7035	Thread	Conduit Ø (mm)		Torque (Nm)		Shock res. cat.	Quantity (pcs)
		Min	Max	Nut	Body		
3843 30	PG7	4	6	1.8	1.2	4	50
3843 31	PG9	4	8	4.2	2.5	4	50
3843 32	PG11	5	10	5.5	4.5	4	50
3843 33	PG13.5	6	12	6	5	4	50
3843 34	PG16	10	13	6	5.5	5	50
3843 35	PG21	13	17	9	7	5	35
3843 36	PG29	18	25	14	10	5	20
3843 37	PG36	22	32	15.3	12.5	6	10
3843 38	PG42	30	35	15.3	12.5	6	5
3843 39	PG48	35	44	15.3	12.5	6	5

PLASTIC CABLE GLANDS



3843 94

Item

PSP RAL 9011

Polyamide cable-gland with mechanical tightening and anti-vibration locking equipped with an internal gasket to ensure a protection index IP68. The locking system, made by flexible reeds, guarantee a good resistance to loads, strengths and torque in all applications.

Iso thread



Black RAL 9011	Thread	Conduit Ø (mm)		Torque (Nm)		Shock res. cat.	Quantity (pcs)
		Min	Max	Nut	Body		
3843 89	M12x1.5	3.5	6	1.8	1.2	4	50
3843 90	M16x1.5	4	8	4.2	3	4	50
3843 91	M20x1.5	6	12	6	3.5	4	50
3843 92	M25x1.5	13	17	9	5.5	5	35
3843 93	M32x1.5	18	25	14	5.5	5	20
3843 94	M40x1.5	22	32	15.3	11.5	6	10
3843 95	M50x1.5	30	35	15.3	11.5	6	5
3843 96	M63x1.5	35	44	15.3	11.5	6	5

PG thread

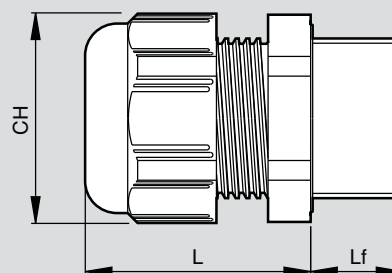
Black RAL 9011	Thread	Conduit Ø (mm)		Torque (Nm)		Shock res. cat.	Quantity (pcs)
		Min	Max	Nut	Body		
3843 50	PG7	4	6	1.8	1.2	4	50
3843 51	PG9	4	8	4.2	2.5	4	50
3843 52	PG11	5	10	5.5	4.5	4	50
3843 53	PG13.5	6	12	6	5	4	50
3843 54	PG16	10	13	6	5.5	5	50
3843 55	PG21	13	17	9	7	5	35
3843 56	PG29	18	25	14	10	5	20
3843 57	PG36	22	32	15.3	12.5	6	10
3843 58	PG42	30	35	15.3	12.5	6	5
3843 59	PG48	35	44	15.3	12.5	6	5

PSP

Characteristics:

Material:	Body and nut: PA6 UL94-V2 polyamide. Rubber gasket: thermosetting elastomer.
Temperature:	-20°C +80°C
Protection index:	IP68
Anchorage:	A type
Heat resistance:	glow wire test 960°C

SIZE:



Iso thread	SIZE (mm)		
	Lf	CH	L
3843 69 - 3843 79 - 3843 89 - 0979 06	10	15	22
3843 70 - 3843 80 - 3843 90 - 0979 07	10	19	26
3843 71 - 3843 81 - 3843 91 - 0979 08	12	24	29
3843 72 - 3843 82 - 3843 92 - 0979 13	15	33	35
3843 73 - 3843 83 - 3843 93 - 0979 14	15	42	40
3843 74 - 3843 84 - 3843 94 - 0979 15	17	53	49
3843 75 - 3843 85 - 3843 95 - 0979 16	17	60	54
3843 76 - 3843 86 - 3843 96 - 0979 17	18	68	54

PG thread	SIZE (mm)		
	Lf	CH	L
3843 10 - 3843 30 - 3843 50 - 0979 18	10	15	22
3843 11 - 3843 31 - 3843 51 - 0979 21	10	19	26
3843 12 - 3843 32 - 3843 52 - 0979 22	12	22	27
3843 13 - 3843 33 - 3843 53 - 0979 23	12	24	29
3843 14 - 3843 34 - 3843 54 - 0979 24	13	27	30
3843 15 - 3843 35 - 3843 55 - 0979 25	15	33	35
3843 16 - 3843 36 - 3843 56 - 0979 26	15	42	40
3843 17 - 3843 37 - 3843 57 - 0979 27	17	53	49
3843 18 - 3843 38 - 3843 58 - 0979 28	17	60	54
3843 19 - 3843 39 - 3843 59 - 0979 29	18	68	54

PLASTIC CABLE GLANDS MULTIPLE HOLES RUBBER ACCESSORIES



0979 15



0980 57



0980 60

Item

PSP WITH INTEGRATED LOCKRING AND O'RING

Iso thread



Grey RAL 7001	Thread	Conduit Ø (mm)		Torque (Nm)		Shock res. cat.	Quantity (pcs)
		Min	Max	Nut	Body		
0979 06	M12x1.5	3.5	6	1.8	1.2	4	100
0979 07	M16x1.5	4	8	4.2	3	4	100
0979 08	M20x1.5	6	12	6	3.5	4	50
0979 13	M25x1.5	13	17	9	5.5	5	50
0979 14	M32x1.5	18	25	14	5.5	5	25
0979 15	M40x1.5	22	32	15.3	11.5	6	10
0979 16	M50x1.5	30	35	15.3	11.5	6	6
0979 17	M63x1.5	35	44	15.3	11.5	6	6

PG thread

Grey RAL 7001	Thread	Conduit Ø (mm)		Torque (Nm)		Shock res. cat.	Quantity (pcs)
		Min	Max	Nut	Body		
0979 18	PG7	4	6	1.8	1.2	4	100
0979 21	PG9	4	8	4.2	2.5	4	100
0979 22	PG11	5	10	5.5	4.5	4	50
0979 23	PG13.5	6	12	6	5	4	50
0979 24	PG16	10	13	6	5.5	5	50
0979 25	PG21	13	17	9	7	5	50
0979 26	PG29	18	25	14	10	5	25
0979 27	PG36	22	32	15.3	12.5	6	10
0979 28	PG42	30	35	15.3	12.5	6	6
0979 29	PG48	35	44	15.3	12.5	6	6

MULTIPLE HOLE RUBBER ACCESSORIES

Cable gland equipped with multiple hole rubber plug, for permanent or temporary passage of one or more cables without the need to disassemble the connector. It can be used to transform a plastic IP69 cable gland into an IP66 cable gland with multiple holes. They replace the rubber gasket supplied as standard. Supplied with blanking plugs for unused holes.

For the installation

Quantity (pcs)	For the installation of cable glands	Tightening capacity (mm)	
		Ø mini	Ø maxi
0980 55	M20 or PG13.5	3 x Ø 2	3 x Ø 3.5
0980 56	M25 or PG21	3 x Ø 3.5	3 x Ø 6.5
0980 57	M32 or PG29	4 x Ø 6.5	4 x Ø 9.5
0980 58	M40 or PG36	4 x Ø 9.5	4 x Ø 12.5
0980 60	M63 or PG48	2 x Ø 2 2 x Ø 3.5 3 x Ø 6.5	2 x Ø 3.5 2 x Ø 6.5 3 x Ø 9.5

ASI CABLE RUBBER ACCESSORIES

0980 54 It can be used to transform the IP 68 plastic cable gland in an ASI IP 66 cable gland. It replaces the rubber gasket supplied as standard with M20 or PG13.5 cable glands.

Quantity (pcs)
25

PSP WITH INTEGRATED LOCKRING AND O'RING

Characteristics:

Material: body, nut and lockring: PA6 UL94-V2 polyamide.
Rubber gasket and o-ring: thermosetting elastomer.
Temperature: -20°C +80°C
IP Protection index: IP68
Anchorage: A type
Heat resistance: glow wire test 960°C

MULTIPLE HOLES RUBBER ACCESSORIES

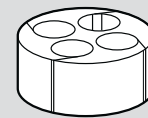
Characteristics:

Rubber accessory and blanking plugs: neoprene
Protection index with PSP cable gland: IP66

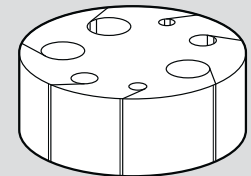
3 holes
0980 55/56 item



4 holes
0980 57/58 item



7 holes
0980 60 item



Rubber accessories items	Cable gland items RAL 7001*	for cable gland thread	internal Ø for cable passage
0980 55	84371/13*	M20 - PG13.5	12.5
0980 56	84372/15*	M25 - PG21	18.5
0980 57	84373/16*	M32 - PG29	25.5
0980 58	84374/17*	M40 - PG36	32.5
0980 60	84376/19*	M63 - PG48	44.5

*Multiple hole rubber accessories can also be used for all PSP versions.

ASI CABLE RUBBER ACCESSORIES

Item 0980 54



Rubber accessory items	Cable gland item RAL 7001*	for cable gland thread	internal Ø for cable passage
0980 54	84371/13*	M20 - PG13.5	12.5

*Multiple hole rubber accessories can also be used for all PSP versions.

MOUNTING EXAMPLE



METAL CABLE GLANDS



3844 74

Item

PSM

Metal cable-gland with mechanical tightening able to guarantee high mechanical performances and high resistance to mechanical loads, torque and vibrations. Equipped with rubber locking, insulating plastic insert and external o-ring it is suitable for most applications and environments.

Iso thread

	Thread	Ø (mm)		Quantity (pcs)
		min. Ø	max. Ø	
3844 70	M16x1.5	4	9.5	20
3844 71	M20x1.5	7	13	20
3844 72	M25x1.5	8	16	10
3844 73	M32x1.5	11	21	5
3844 74	M40x1.5	15	27	5
3844 75	M50x1.5	22	35	2
3844 76	M63x1.5	35	48	2
PG thread				
3844 10	PG7	2.5	6.5	20
3844 11	PG9	4	9.5	20
3844 12	PG11	6	11.5	20
3844 13	PG13.5	7	13	20
3844 14	PG16	8	15	20
3844 15	PG21	11	19	10
3844 16	PG29	16	26	10
3844 17	PG36	22	34.5	10
3844 18	PG42	27	40	2
3844 19	PG48	35	48	2

PSM

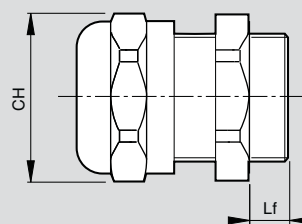
Characteristics:

Material: Lockring, body and nut: nickel-plated brass.
O-ring: thermosetting elastomer
Insulating insert: polyamide

Temperature: -40°C +85°C

Protection index: IP68

SIZE:



Iso thread	SIZE (mm)	
	CH	Lf
3844 70	17	5
3844 71	22	6
3844 72	27	7
3844 73	34	8
3844 74	43	8
3844 75	55	9
3844 76	65	10

PG thread	SIZE (mm)	
	CH	Lf
3844 10	14	5
3844 11	17	6
3844 12	20	6
3844 13	22	6.5
3844 14	24	6.5
3844 15	30	7
3844 16	40	8
3844 17	50	9
3844 18	58	10
3844 19	65	10

METAL CABLE GLANDS



3840 55

Item

2000 METAL STRAIGHT CABLE GLAND

Straight metal cable-gland with mechanical tightening equipped with rubber gasket and metal washer. It is a good solution for all applications and it ensures high mechanical and thermal performance with an high resistance to torque and vibrations.

Iso thread

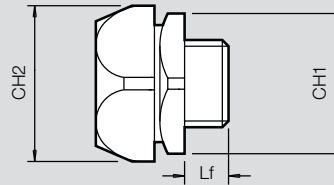
	Thread	Conduit Ø (mm)		Quantity (pcs)
		min. Ø	max. Ø	
3840 51	M16x1.5	6	9	50
3840 52	M16x1.5	9	10	50
3840 53	M20x1.5	9	11.5	50
3840 54	M20x1.5	12.5	14	25
3840 55	M25x1.5	16	19	25
3840 56	M32x1.5	23	23.5	10
PG thread				
3840 82	PG7	3	4	50
3840 14	PG7	4	6	50
3840 83	PG7	6	8	50
3840 15	PG7	6	6.5	50
3840 16	PG9	6	9	50
3840 17	PG11	6	9	50
3840 19	PG11	9	11.5	50
3840 18	PG13.5	6	9	50
3840 20	PG13.5	9	11.5	50
3840 22	PG13.5	12.5	14	25
3840 21	PG16	9	11.5	50
3840 23	PG16	12.5	15	25
3840 24	PG21	16	19	25
3840 25	PG29	23	25	10
3840 26	PG36	30	33	10
3840 27	PG42	35	38	5
3840 28	PG48	46	47	4
Gas thread				
3840 81	G1/4"	3	4	50
3840 00	G1/4"	4	6	50
3840 01	G1/4"	6	6.5	50
3840 80	G1/4"	6	8	50
3840 02	G3/8"	6	9	50
3840 03	G3/8"	9	10	50
3840 04	G1/2"	9	11.5	25
3840 05	G1/2"	12.5	14	25
3840 06	G3/4"	16	19	25
3840 07	G1"	23	23.5	10
3840 08	G1 1/4"	30	33	10
3840 09	G1 1/2"	35	38	5
3840 10	G2"	46	47	4
3840 11	G2 1/2"	54	57	2
3840 12	G3"	63	65	1

2000 METAL STRAIGHT CABLE GLAND

Characteristics:

Material: Body and nut: UNI EN 12164 CW 614N brass.
 Nickel plating: 2-5 µm.
 Galvanizing: min. 2 µm (for Item 84011 and 84012).
 Rubber gasket: thermosetting elastomer.
 Metal washer: acciaio zincato con rivestimento min. 2 µm.
Temperature: -20°C +80°C
Resistance to corrosion: Resistance to corrosion in neutral saline mist test according to UNI ISO 9227; pluviometric index 1.8 ml/hour.
 No signs of corrosion after **192 hours**.
 Resistance to corrosion in constant damp humidity test according to DIN 50017SK;
 test conditions 38°C with 100% relative humidity.
 No sign sof corrosion after **1000 hours**.
Protection index IP67

SIZE:



Thread		Size (mm)		
PG	Iso	CH1	CH2	Lf
3840 82		18	20	8
3840 14		18	20	8
3840 83		18	20	8
3840 15	3840 51	20	22	8
3840 16		20	22	8
3840 17		20	22	8
3840 19	3840 52	24	26	8
3840 18		21	22	8
3840 20		24	26	8
3840 22	3840 54	27	29	8
3840 21	3840 53	24	26	8
3840 23		27	29	8
3840 24	3840 55	33	35	8
3840 25	3840 56	43	45	9.5
3840 26		51	54	9.5
3840 27		60	62	9.5
3840 28		74	77	9.5

Gas thread	Size (mm)		
Item	CH1	CH2	Lf
3840 81	18	20	8
3840 00	18	20	8
3840 01	18	20	8
3840 80	20	22	8
3840 02	20	22	8
3840 03	24	26	8
3840 04	24	26	8
3840 05	27	29	8
3840 06	33	35	8
3840 07	43	45	9.5
3840 08	51	54	11.5
3840 09	60	62	11.5
3840 10	74	77	13
3840 11	92	96	18.5
3840 12	109	109	21

METAL CABLE GLANDS



3841 45

Item

2000 METAL 90° CABLE GLAND

90° metal cable-gland with mechanical tightening equipped with rubber gasket and metal washer. It is a good solution for all applications and it ensures high mechanical and thermal performance with an high resistance to torque and vibrations.

Iso thread

	Thread	Conduit Ø (mm)		Quantity (pcs)
		min. Ø	max. Ø	
3841 41	M16x1.5	6	9	50
3841 42	M16x1.5	9	10	50
3841 43	M20x1.5	9	11.5	50
3841 44	M20x1.5	12.5	14	25
3841 45	M25x1.5	16	19	25
3841 46	M32x1.5	23	23.5	10
PG thread				
3841 21	PG7	6	6.5	50
3841 22	PG9	6	9	25
3841 23	PG11	6	9	25
3841 24	PG11	9	11.5	25
3841 25	PG13.5	9	11.5	25
3841 26	PG13.5	12.5	14	25
3841 27	PG16	12.5	15	25
3841 28	PG21	16	19	25
3841 29	PG29	23	25	10
Gas thread				
3841 01	G1/4"	6	6.5	25
3841 02	G3/8"	6	9	25
3841 03	G3/8"	9	10	25
3841 04	G1/2"	9	11.5	25
3841 05	G1/2"	12.5	14	25
3841 06	G3/4"	16	19	25
3841 07	G1"	23	23.5	10

2000 METAL 90° CABLE GLAND

Characteristics:

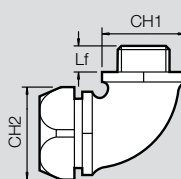
Material: Body and nut: UNI EN 12164 CW 614N brass.
Nickel plating: 2-5 µm.
Rubber gasket: thermosetting elastomer.
Metal washer: galvanized steel coating, min. 2 µm.

Temperature: -20°C +80°C

Resistance to corrosion: Resistance to corrosion in neutral saline mist test according to UNI ISO 9227; pluviometric index 1.8 ml/hour.
No signs of corrosion after **192 hours**.
Resistance to corrosion in constant damp humidity test according to DIN 50017SK; test conditions 38°C with 100% relative humidity.
No sign sof corrosion after **1000 hours**.

Protection index: IP67

SIZE:



Iso thread	Size (mm)		
	CH1	CH2	Lf
3841 41	22	22	10
3841 42	25	26	10
3841 43	25	26	10
3841 44	27	29	10
3841 45	32	35	10
3841 46	42	45	14

PG thread	Size (mm)		
	CH1	CH2	Lf
3841 21	22	22	10
3841 22	22	22	10
3841 23	22	22	10
3841 24	25	26	10
3841 25	25	26	10
3841 26	27	29	10
3841 27	27	29	10
3841 28	32	35	10
3841 29	42	45	14

Gas thread	Size (mm)		
	CH1	CH2	Lf
3841 01	22	22	10
3841 02	22	22	10
3841 03	25	26	10
3841 04	25	26	10
3841 05	27	29	10
3841 06	32	35	10
3841 07	42	45	14

CABLE GLANDS

TABLE 1: LOADS FOR TENSILE STRENGTH TEST (EN50262 EUROPEAN STANDARD)

	Conduit diameter (mm)								
	Up to 4	4 - 8	8 - 11	11 - 16	16 - 23	23 - 31	31 - 43	43 - 55	Over 55
Conduit anchorage, A type N load	–	30	42	55	70	80	90	100	115

The standard also provides a Resistance to Impact test. After this test, in which the sample is subjected to an impact load, the cable gland must show no signs of damage likely to impair safety.

TABLE 2: ENERGY FOR IMPACT TEST (EN50262 EUROPEAN STANDARD)

Category	1	2	3	4	5	6	7	8
Energy [J]	0.2	0.5	1	2	4	7	10	20

CABLE GLANDS FOR ELECTRICAL INSTALLATIONS

Comparative table for PSP ranges. The change from PG thread to isometric thread involves a reduction in the number of cable glands which must be stocked (7 items instead of 10), whilst maintaining the sealing capabilities of the product.

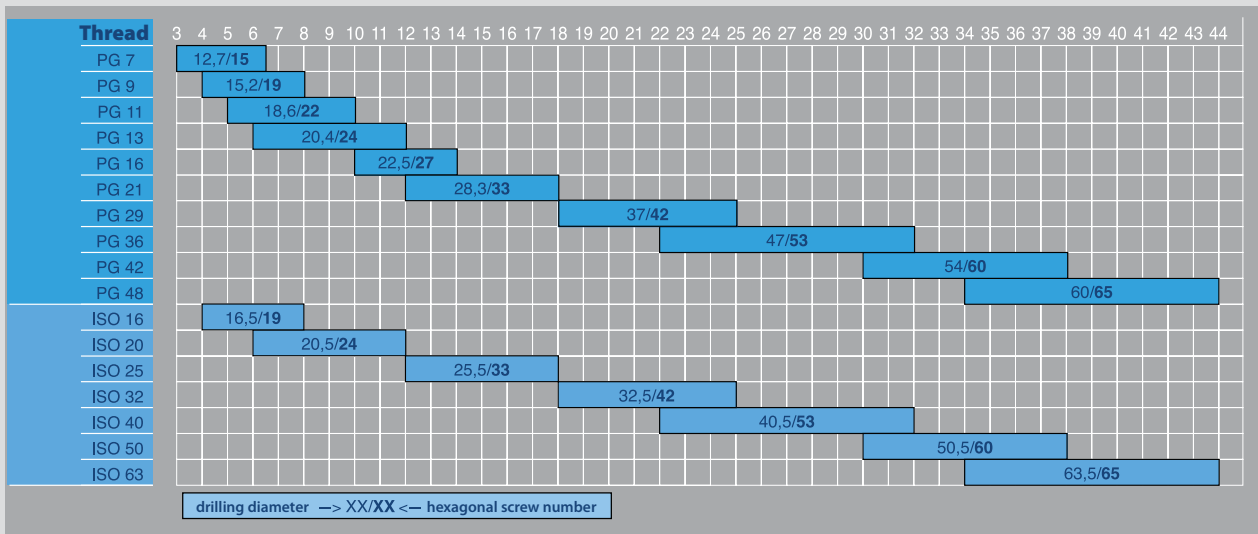


TABLE 3: PLASTIC CABLE GLAND TORQUES

ISO thread	M12	M16	M20	M25	M32	M40	M50	M63		
Torque (Nm)	1.8	4.2	6	9	14	15.3	15.3	15.3		
PG thread	PG7	PG9	PG11	PG13.5	PG16	PG21	PG29	PG36	PG42	PG48
Torque (Nm)	1.8	4.2	5.5	6	6	9	14	15.3	15.3	15.3



Connection and junction accessories



BOXES

Painted aluminium



3877 45



3874 15

Item

PAINTED ALUMINIUM BOXES

Die-cast aluminium boxes and covers supplied with stainless steel screws for the covers fixing, and nickel plated grounding screws. The boxes are supplied with fully closed walls, external oven painted surface, using epoxy polyester paints. Internal M4x6 earth fixing screw and plug.

Item	Size (mm)	Quantity (pcs)
3877 40	100 x 100 x 59	1
3877 41	140 x 115 x 60	1
3877 42	166 x 142 x 64	1
3877 43	192 x 168 x 80	1
3877 44	253 x 217 x 93	1
3877 45	314 x 264 x 122	1
3877 46	410 x 315 x 150	1

BOTTOM PLATE

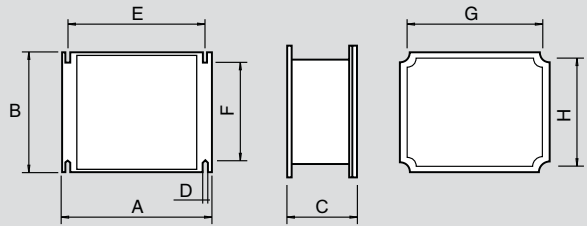
Item	Size (mm)	Quantity (pcs)
3874 11	122 x 97 1.5 mm thickness for 387741 box	1
3874 12	147 x 123 1.5 mm thickness for 387742 box	1
3874 13	165 x 124 1.5 mm thickness for 387743 box	1
3874 14	188 x 153 1.5 mm thickness for 387744 box	1
3874 15	238 x 198 1.5 mm thickness for 387745 box	1
3874 16	333 x 248 2 mm thickness for 387746 box	1

JUNCTION BOXES

Characteristics:

Material: die-cast aluminium allow body and cover (UNI EN 1706)
 Painting: grey epoxy resin painty
 Gasket: in expanse Epdm, already fitted
 Temperature: -45°C +130°C
 Protection index: IP66
 External fixing screws: AISI 304 stainless steel
 Reference standard: CEI 23-48 - EN 60670
 Electric properties: Electric continuity guaranteed

Size:

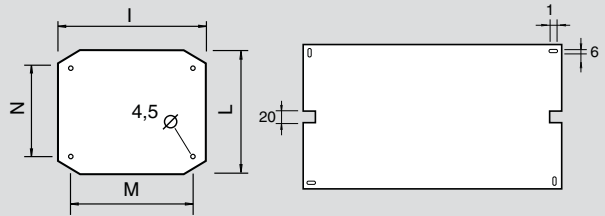


Junction boxes	SIZE (mm)								
	Item	A	B	C	D	E	F	G	H
3877 40	100	100	59	6	80	86	80	86	
3877 41	140	115	60	6	120	100	120	100	
3877 42	166	142	64	7	144	125	144	125	
3877 43	192	168	80	6.5	168	149	168	149	
3877 44	253	217	93	9	226	196	226	196	
3877 45	314	264	122	9	275	236	275	236	
3877 46	410	315	150	9	367	283	367	283	

PLATE SIZE

Characteristics:

Material: galvanized steel
 Fixing screws: 4 M4x6 galvanized steel self tapping



item 3874 16

Bottom plate	SIZE (mm)			
	Item	I	L	M
3874 11	122	97	107	66
3874 12	147	123	121	98
3874 13	165	124	153	112
3874 14	206	172	188	153
3874 15	254	210	238	198
3874 16	349	260	333	248

ELBOWS

Nylon



3862 93

Item

MALE-FEMALE NYLON 90° ELBOW

Male-female polyamide elbow, suitable for plastic connectors and cable glands.

Iso thread

Black	Thread	Quantity (pcs)
3863 81	M12x1.5	25
3863 82	M16x1.5	25
3863 83	M20x1.5	25
3863 84	M25x1.5	25
3863 85	M32x1.5	10

Grey	Thread	Quantity (pcs)
3862 92	M16x1.5	25
3862 93	M20x1.5	25
3862 94	M25x1.5	25
3862 95	M32x1.5	10

PG thread

Black	Thread	Quantity (pcs)
3863 71	PG7	50
3863 72	PG9	50
3863 73	PG11	50
3863 74	PG13.5	25
3863 75	PG16	25
3863 76	PG21	25
3863 77	PG29	10

Grey	Thread	Quantity (pcs)
3862 81	PG7	50
3862 82	PG9	50
3862 83	PG11	50
3862 84	PG13.5	25
3862 85	PG16	25
3862 86	PG21	25
3862 87	PG29	10

Gas thread

Black	Thread	Quantity (pcs)
3863 61	G1/4"	50
3863 62	G3/8"	50
3863 63	G1/2"	25
3863 64	G3/4"	25
3863 65	G1"	10

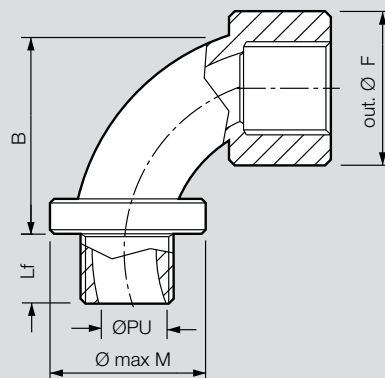
Grey	Thread	Quantity (pcs)
3862 71	G1/4"	50
3862 72	G3/8"	50
3862 73	G1/2"	25
3862 74	G3/4"	25
3862 75	G1"	10

NYLON 90° ELBOW

Characteristics:

Material: Polyamide PA6 [UL94-V0]
Temperature: -20°C +80°C

Size:



Iso thread		SIZE (mm)				
Item		Ø PU	Lf	B	out. Ø F	Ø max M
Black	Grey					
3863 81		8	10	19	20.5	20.5
3863 82	3862 92	11	12	25	26.5	26.5
3863 83	3862 93	14	12	31	27	27
3863 84	3862 94	18.5	14	33.5	34	34
3863 85	3862 95	24	14	42.5	42.5	42.5

PG thread		SIZE (mm)				
Item		Ø PU	Lf	B	out Ø F	Ø max M
Black	Grey					
3863 71	3862 81	8	10	19	20.5	20.5
3863 72	3862 82	8	10	19	20.5	20.5
3863 73	3862 83	11	12	25	26.5	26.5
3863 74	3862 84	14	12	31	27	27
3863 75	3862 85	14	12	31	27	27
3863 76	3862 86	18.5	14	33.5	34	34
3863 77	3862 87	24	14	42.5	42.5	42.5

Gas thread		SIZE (mm)				
Item		Ø PU	Lf	B	out. Ø F	Ø max M
Black	Grey					
3863 61	3862 71	8	10	19	20.5	20.5
3863 62	3862 72	11	12	25	26.5	26.5
3863 63	3862 73	14	12	31	27	27
3863 64	3862 74	18.5	14	33.5	34	34
3863 65	3862 75	24	14	42.5	42.5	42.5

METAL ELBOWS



3863 27

Item

90° FF ELBOW FRONT INSPECTION

Female-female metal elbow, with front inspection cover, supplied with bolts and screws. The cover has a splash guard with a gasket seal.

Iso thread

Black	Thread	Quantity (pcs)
3863 26	M16x1.5	1
3863 27	M20x1.5	1
3863 28	M25x1.5	1
3863 29	M32x1.5	1

Gas thread

3863 21	G1/4"	1
3863 22	G3/8"	1
3863 23	G1/2"	1
3863 24	G3/4"	1
3863 25	G1"	1

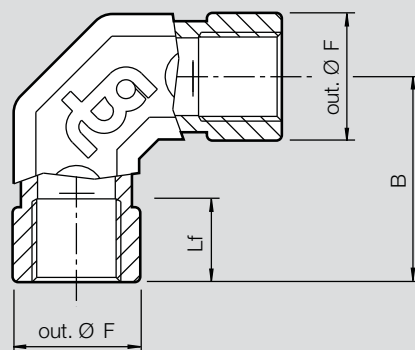
FF 90° ELBOW

Characteristics:

Material: Body: Sg Al Si 1/GD UNI 5079 sandblasted aluminium
Cover: galvanized steel plate
Galvanizing: min. 2 µm.
Thermosetting elastomer gasket
DACROMET coated screws

Temperature: -20°C +100°C
Protection index: IP65

Size:



Iso thread	SIZE (mm)		
	Lf	B	out. Ø F
3863 26	15	37	23
3863 27	15	40	27
3863 28	16	50	34
3863 29	22	62	44

Gas thread	SIZE (mm)		
	Lf	B	out. Ø F
3863 21	15	37	23
3863 22	15	37	23
3863 23	15	40	27
3863 24	16	50	34
3863 25	22	62	44

METAL ELBOWS



3864 42

Item

90° MF ELBOW SIDE INSPECTION

Male-female metal elbow, with side inspection cover, supplied with bolts and screws. The cover has a splash guard with a gasket seal.

Iso thread

Thread Quantity (pcs)

3864 41	M16x1.5	1
3864 42	M20x1.5	1
3864 43	M25x1.5	1
3864 44	M32x1.5	1

PG thread

3863 51	PG7	1
3863 52	PG9	1
3863 53	PG11	1
3863 54	PG13.5	1
3863 55	PG16	1
3863 56	PG21	1
3863 57	PG29	1

Gas thread

3863 41	G1/4"	1
3863 42	G3/8"	1
3863 43	G1/2"	1
3863 44	G3/4"	1
3863 45	G1"	1

N ELBOW 90° MF

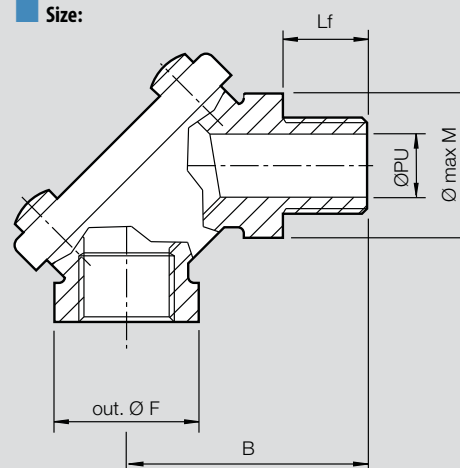
Characteristics:

Material: Body: Sg Al Si 1/GD UNI 5079 sandblasted aluminium
Cover: GD Al Si 12 Cu 2 Fe UNI 5076-74 die-cast sandblasted aluminium
Thermosetting elastomer gasket
DACROMET coated screw

Temperature: -20°C +100°C

Protection index: IP65

Size:



Iso thread	SIZE (mm)				
	Ø PU	Lf	B	out. Ø F	Ø max M
3864 41	10.5	14	26	24	24
3864 42	15	14	31.5	29	29
3864 43	19.5	14	42.5	37	37
3864 44	25	20	47.5	47	47

PG thread	SIZE (mm)				
	Ø PU	Lf	B	out. Ø F	Ø max M
3863 51	8.5	14	26.5	24	24
3863 52	8.5	14	26.5	24	24
3863 53	10.5	14	26.5	24	24
3863 54	15	14	31.5	29	29
3863 55	15	14	31.5	29	29
3863 56	19.5	14	43	37	37
3863 57	25	20	47.5	47	47

Gas thread	SIZE (mm)				
	Ø PU	Lf	B	out. Ø F	Ø max M
3863 41	8.5	14	26.5	24	24
3863 42	10.5	14	26.5	24	24
3863 43	15	14	31.5	29	29
3863 44	19.5	14	43	37	37
3863 45	25	20	47	47	47

METAL ELBOWS



3863 13

Item

90° FF ELBOW SIDE INSPECTION

Female-female metal elbow, with side inspection cover, supplied with bolts and screws. The cover has a splash guard with a gasket seal.

Iso thread

Thread Quantity (pcs)

3864 31	M16x1.5	1
3864 32	M20x1.5	1
3864 33	M25x1.5	1
3864 34	M32x1.5	1
3864 35	M40x1.5	1
3864 36	M50x1.5	1
3864 37	M63x1.5	1

PG thread

3863 11	PG7	1
3863 12	PG9	1
3863 13	PG11	1
3863 14	PG13.5	1
3863 15	PG16	1
3863 16	PG21	1
3863 17	PG29	1
3863 18	PG36	1
3863 19	PG42	1
3863 20	PG48	1

Gas thread

3863 01	G1/4"	1
3863 02	G3/8"	1
3863 03	G1/2"	1
3863 04	G3/4"	1
3863 05	G1"	1
3863 06	G1 1/4"	1
3863 07	G1 1/2"	1
3863 08	G2"	1

90° FF ELBOW

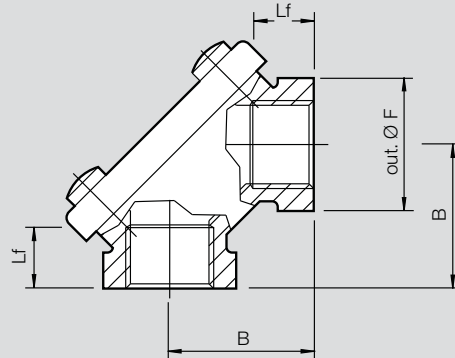
Characteristics:

Material: Body: Sg Al Si 1/GD UNI 5079 sandblasted aluminium
Cover: GD Al Si 12 Cu 2 Fe UNI 5076-74 die-cast sandblasted aluminium
Thermosetting elastomer gasket
DACROMET coated screws

Temperature: -20°C +100°C

Protection index: IP65

Size:



Iso thread	Size (mm)		
	Item	Lf	B
3864 31	12	26	24
3864 32	13	31.5	27.5
3864 33	15	43	37
3864 34	14	47.5	47
3864 35	16	61	60
3864 36	16	61	60
3864 37	18	70.5	70

PG thread	Size (mm)		
	Item	Lf	B
3863 11	12	26	24
3863 12	12	26	24
3863 13	10	26.5	24
3863 14	12	31.5	27.5
3863 15	12	31.5	29
3863 16	15	43	37
3863 17	14	47.5	47
3863 18	16	61	60
3863 19	16	61	60
3863 20	18	70	70

Gas thread	Size (mm)		
	Item	Lf	B
3863 01	12	26	24
3863 02	10	26.5	24
3863 03	12	31.5	27.5
3863 04	15	43	37
3863 05	14	47.5	47
3863 06	16	61	60
3863 07	16	61	60
3863 08	18	70.5	70

CONNECTING BOXES



3876 54

Item

"B" CONNECTING BOXES

Aluminium connecting box, one way, with internal earthing screw. Inspection cover has a splash guard with a gasket seal.

Iso thread

Thread	Quantity (pcs)
M16x1.5	1
M20x1.5	1
M25x1.5	1
M32x1.5	1
M40x1.5	1
M50x1.5	1
M63x1.5	1

Gas thread

3876 50	M16x1.5	1
3876 51	M20x1.5	1
3876 52	M25x1.5	1
3876 53	M32x1.5	1
3876 54	M40x1.5	1
3876 55	M50x1.5	1
3876 56	M63x1.5	1
3876 60	G1/4"	1
3876 61	G3/8"	1
3876 62	G1/2"	1
3876 63	G3/4"	1
3876 64	G1"	1
3876 65	G1 1/4"	1
3876 66	G1 1/2"	1
3876 67	G2"	1
3876 68	G2 1/2"	1
3876 69	G3"	1

"B" SERIES

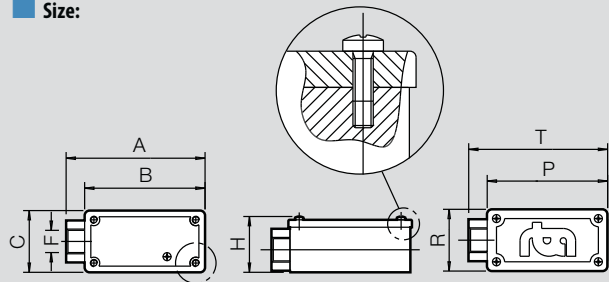
Characteristics:

Material: Body: Sg Al Si 1/GD UNI 5079 sandblasted aluminium
Cover: GD Al Si 12 Cu 2 Fe UNI 5076-74 die-cast sandblasted aluminium
Thermosetting elastomer gasket
DACROMET coated screws

Temperature: -20°C +100°C

Protection index: IP65

Size:



Iso thread	SIZE (mm)						
	A	B	C	H	P	R	T
3876 50	83	72	35	36	77	40	86
3876 51	112	96	46	46	101	50	86
3876 52	112	96	46	46	101	50	115
3876 53	127	106	54	54	113	59	115
3876 54	143	120	70	70	126	75	130
3876 55	143	120	70	70	126	75	146
3876 56	160	130	80	84	136	84	146

Gas thread	SIZE (mm)						
	A	B	C	H	P	R	T
3876 60	83	72	35	36	77	40	86
3876 61	83	72	35	36	77	40	86
3876 62	112	96	46	46	101	50	115
3876 63	112	96	46	46	101	50	115
3876 64	127	106	54	54	113	59	130
3876 65	143	120	70	70	126	75	146
3876 66	143	120	70	70	126	75	146
3876 67	160	130	80	84	136	84	163
3876 68	240	210	99	110	222	110	250
3876 69	295	260	107	130	270	120	300

CONNECTING BOXES



3876 33

Item

"A" CONNECTING BOXES

Aluminium connecting box, two way, with internal earthing screw. Inspection cover has a splash guard with a gasket seal.

Iso thread

	Thread	Quantity (pcs)
3876 30	M16x1.5	1
3876 31	M20x1.5	1
3876 32	M25x1.5	1
3876 33	M32x1.5	1
3876 34	M40x1.5	1
3876 35	M50x1.5	1
3876 36	M63x1.5	1
Gas thread		
3876 40	G1/4"	1
3876 41	G3/8"	1
3876 42	G1/2"	1
3876 43	G3/4"	1
3876 44	G1"	1
3876 45	G1 1/4"	1
3876 46	G1 1/2"	1
3876 47	G2"	1
3876 48	G2 1/2"	1
3876 49	G3"	1

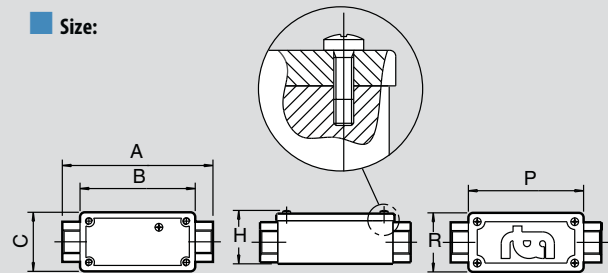
"A" SERIES

Characteristics:

Material: Body: Sg Al Si 1/GD UNI 5079 sandblasted aluminium
Cover: GD Al Si 12 Cu 2 Fe UNI 5076-74 die-cast sandblasted aluminium
Thermosetting elastomer gasket
DACROMET coated screws

Temperature: -20°C +100°C
Protection index: IP65

Size:



Iso thread	SIZE (mm)					
	A	B	C	H	P	R
3876 30	94	72	35	36	77	40
3876 31	130	96	46	45	101	50
3876 32	130	96	46	46	101	50
3876 33	148	106	54	54	113	59
3876 34	165	120	70	70	126	75
3876 35	165	120	70	70	126	75
3876 36	190	130	80	84	136	84

Gas thread	SIZE (mm)					
	A	B	C	H	P	R
3876 40	94	72	35	36	77	40
3876 41	94	72	35	36	77	40
3876 42	130	96	46	45	101	50
3876 43	130	96	46	46	101	50
3876 44	148	106	54	54	113	59
3876 45	165	120	70	70	126	75
3876 46	165	120	70	70	126	75
3876 47	190	130	80	84	136	84
3876 48	270	210	99	110	222	110
3876 49	332	260	107	130	270	120

CONNECTING BOXES



3876 83

Item

"C" CONNECTING BOXES

Aluminium connecting box, 90° two way, with internal earthing screw. Inspection cover has a splash guard with a gasket seal.

Iso thread

	Thread	Quantity (pcs)
3876 70	M16x1.5	1
3876 71	M20x1.5	1
3876 72	M25x1.5	1
3876 73	M32x1.5	1
3876 74	M40x1.5	1
3876 75	M50x1.5	1
3876 76	M63x1.5	1
Gas thread		
3876 80	G1/4"	1
3876 81	G3/8"	1
3876 82	G1/2"	1
3876 83	G3/4"	1
3876 84	G1"	1
3876 85	G1 1/4"	1
3876 86	G1 1/2"	1
3876 87	G2"	1
3876 88	G2 1/2"	1
3876 89	G3"	1

"C" SERIES

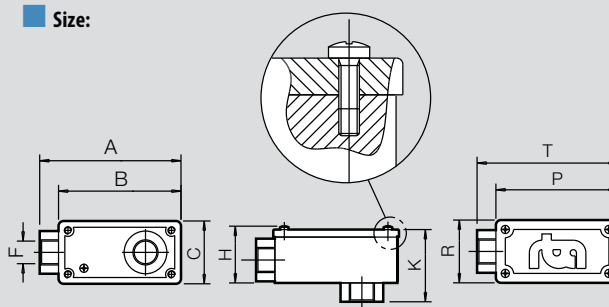
Characteristics:

Material: Body: Sg Al Si 1/GD UNI 5079 sandblasted aluminium
Cover: GD Al Si 12 Cu 2 Fe UNI 5076-74 die-cast sandblasted aluminium
Thermosetting elastomer gasket
DACROMET coated screws

Temperature: -20°C +100°C

Protection index: IP65

Size:



Iso thread	SIZE (mm)							
	A	B	C	H	K	P	R	T
3876 70	83	72	35	36	45	77	40	86
3876 71	112	96	46	46	62	101	50	115
3876 72	112	96	46	46	62	101	50	115
3876 73	127	106	54	54	74	113	59	130
3876 74	143	120	70	70	93	126	75	146
3876 75	143	120	70	70	93	126	75	146
3876 76	160	130	80	84	108	136	84	163

Gas thread	SIZE (mm)							
	A	B	C	H	K	P	R	T
3876 80	83	72	35	36	45	77	40	86
3876 81	83	72	35	36	45	77	40	86
3876 82	112	96	46	46	62	101	50	115
3876 83	112	96	46	46	62	101	50	115
3876 84	127	106	54	54	74	113	59	130
3876 85	143	120	70	70	93	126	75	146
3876 86	143	120	70	70	93	126	75	146
3876 87	160	130	80	84	108	136	84	163
3876 88	240	210	99	110	135	222	110	250
3876 89	295	260	107	130	150	270	120	300

CONNECTING BOXES



3877 24

Item

"D" CONNECTING BOXES

Aluminium connecting box, two way right, with internal earthing screw. Inspection cover has a splash guard with a gasket seal.

Iso thread

Thread Quantity (pcs)

3877 20	M16x1.5	1
3877 21	M20x1.5	1
3877 22	M25x1.5	1
3877 23	M32x1.5	1
3877 24	M40x1.5	1
3877 25	M50x1.5	1
3877 26	M63x1.5	1

Gas thread

3877 30	G1/4"	1
3877 31	G3/8"	1
3877 32	G1/2"	1
3877 33	G3/4"	1
3877 34	G1"	1
3877 35	G1 1/4"	1
3877 36	G1 1/2"	1
3877 37	G2"	1
3877 38	G2 1/2"	1
3877 39	G3"	1

"D" SERIES

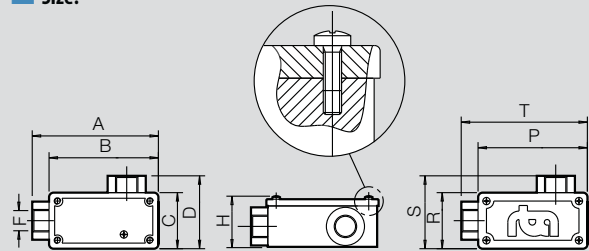
Characteristics:

Material: Body: Sg Al Si 1/GD UNI 5079 sandblasted aluminium
 Cover: GD Al Si 12 Cu 2 Fe UNI 5076-74 die-cast sandblasted aluminium
 Thermosetting elastomer gasket
 DACROMET coated screws

Temperature: -20°C +100°C

Protection index: IP65

Size:



Iso thread	SIZE (mm)								
	A	B	C	D	H	P	R	S	T
3877 20	83	72	35	47	36	77	40	49	86
3877 21	112	96	46	64	46	101	50	66	115
3877 22	112	96	46	64	46	101	50	66	115
3877 23	127	106	54	75	54	113	59	77	130
3877 24	143	120	70	94	70	126	75	96	146
3877 25	143	120	70	94	70	126	75	96	146
3877 26	160	130	80	110	84	136	84	112	163

Iso thread	SIZE (mm)								
	A	B	C	D	H	P	R	S	T
3877 30	83	72	35	47	36	77	40	49	86
3877 31	83	72	35	47	36	77	40	49	86
3877 32	112	96	46	64	46	101	50	66	115
3877 33	112	96	46	64	46	101	50	66	115
3877 34	127	106	54	75	54	113	59	77	130
3877 35	143	120	70	94	70	126	75	96	146
3877 36	143	120	70	94	70	126	75	96	146
3877 37	160	130	80	110	84	136	84	112	163
3877 38	240	210	99	130	110	222	110	135	250
3877 39	295	260	107	140	130	270	120	145	300

CONNECTING BOXES



3877 63

Item

"S" CONNECTING BOXES

Aluminium connecting box, two way left, with internal earthing screw. Inspection cover has a splash guard with a gasket seal.

Iso thread

Thread Quantity (pcs)

3877 60	M16x1.5	1
3877 61	M20x1.5	1
3877 62	M25x1.5	1
3877 63	M32x1.5	1
3877 64	M40x1.5	1
3877 65	M50x1.5	1
3877 66	M63x1.5	1

Gas thread

3877 70	G1/4"	1
3877 71	G3/8"	1
3877 72	G1/2"	1
3877 73	G3/4"	1
3877 74	G1"	1
3877 75	G1 1/4"	1
3877 76	G1 1/2"	1
3877 77	G2"	1
3877 78	G2 1/2"	1
3877 79	G3"	1

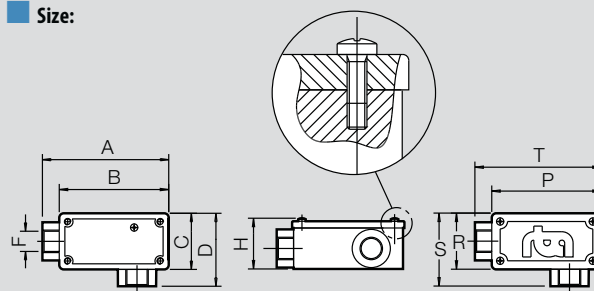
"S" SERIES

Characteristics:

Material: Body: Sg Al Si 1/GD UNI 5079 sandblasted aluminium
Cover: GD Al Si 12 Cu 2 Fe UNI 5076-74 die-cast sandblasted aluminium
Thermosetting elastomer gasket
DACROMET coated screws

Temperature: -20°C +100°C
Protection index: IP65

Size:



Iso thread	SIZE (mm)								
	A	B	C	D	H	P	R	S	T
3877 60	83	72	35	47	36	77	40	49	86
3877 61	112	96	46	64	46	101	50	66	115
3877 62	112	96	46	64	46	101	50	66	115
3877 63	127	106	54	75	54	113	59	77	130
3877 64	143	120	70	94	70	126	75	96	146
3877 65	143	120	70	94	70	126	75	96	146
3877 66	160	130	80	110	84	136	84	112	163

Gas thread	SIZE (mm)								
	A	B	C	D	H	P	R	S	T
3877 70	83	72	35	47	36	77	40	49	86
3877 71	83	72	35	47	36	77	40	49	86
3877 72	112	96	46	64	46	101	50	66	115
3877 73	112	96	46	64	46	101	50	66	115
3877 74	127	106	54	75	54	113	59	77	130
3877 75	143	120	70	94	70	126	75	96	146
3877 76	143	120	70	94	70	126	75	96	146
3877 77	160	130	80	110	84	136	84	112	163
3877 78	240	210	99	130	110	222	110	135	250
3877 79	295	260	107	140	130	270	120	145	300

CONNECTING BOXES



3876 93

Item

"R" CONNECTING BOXES

Aluminium connecting box, 90° three way, with internal earthing screw. Inspection cover has a splash guard with a gasket seal.

Gas thread

Thread Quantity (pcs)

3876 90	G1/4"	1
3876 91	G3/8"	1
3876 92	G1/2"	1
3876 93	G3/4"	1
3876 94	G1"	1
3876 95	G1 1/4"	1
3876 96	G1 1/2"	1
3876 97	G2"	1
3876 98	G2 1/2"	1
3876 99	G3"	1

"R" SERIES

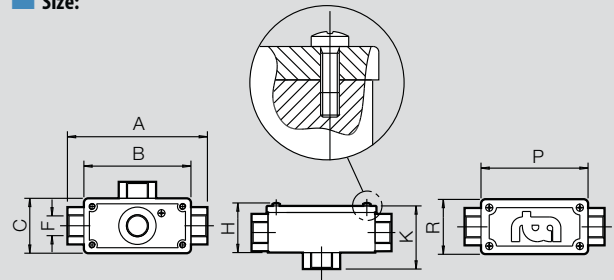
Characteristics:

Material: Body: Sg Al Si 1/GD UNI 5079 sandblasted aluminium
Cover: GD Al Si 12 Cu 2 Fe UNI 5076-74 die-cast sandblasted aluminium
Thermosetting elastomer gasket
DACROMET coated screws

Temperature: -20°C +100°C

Protection index: IP65

Size:



Gas thread	SIZE (mm)						
	A	B	C	H	K	P	R
3876 90	94	72	35	36	45	77	40
3876 91	94	72	35	36	45	77	40
3876 92	130	96	46	46	62	101	50
3876 93	130	96	46	46	62	101	50
3876 94	148	106	54	54	74	113	59
3876 95	165	120	70	70	93	126	75
3876 96	165	120	70	70	93	126	75
3876 97	190	130	80	84	108	136	84
3876 98	270	210	99	110	135	222	110
3876 99	332	260	107	130	150	270	120

CONNECTING BOXES



3877 83

Item

"T" CONNECTING BOXES

Aluminium connecting box, three way, with internal earthing screw. Inspection cover has a splash guard with a gasket seal.

Iso thread

Thread Quantity (pcs)

3877 80	M16x1.5	1
3877 81	M20x1.5	1
3877 82	M25x1.5	1
3877 83	M32x1.5	1
3877 84	M40x1.5	1
3877 85	M50x1.5	1
3877 86	M63x1.5	1
Gas thread		
3877 90	G1/4"	1
3877 91	G3/8"	1
3877 92	G1/2"	1
3877 93	G3/4"	1
3877 94	G1"	1
3877 95	G1 1/4"	1
3877 96	G1 1/2"	1
3877 97	G2"	1
3877 98	G2 1/2"	1
3877 99	G3"	1

"T" SERIES

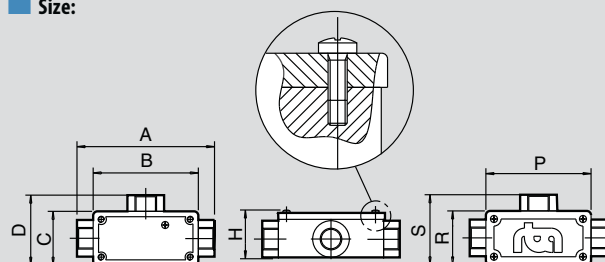
Characteristics:

Material: Body: Sg Al Si 1/GD UNI 5079 sandblasted aluminium
Cover: GD Al Si 12 Cu 2 Fe UNI 5076-74 die-cast sandblasted aluminium
Thermosetting elastomer gasket
DACROMET coated screws

Temperature: -20°C +100°C

Protection index: IP65

Size:



Gas thread	SIZE (mm)							
	A	B	C	D	H	P	R	S
3877 80	94	72	35	47	36	77	40	49
3877 81	130	96	46	64	46	101	50	66
3877 82	130	96	46	64	46	101	50	66
3877 83	148	106	54	75	54	113	59	77
3877 84	165	120	70	94	70	126	75	96
3877 85	165	120	70	94	70	126	75	96
3877 86	190	130	80	110	84	136	84	112

Gas thread	SIZE (mm)							
	A	B	C	D	H	P	R	S
3877 90	94	72	35	47	36	77	40	49
3877 91	94	72	35	47	36	77	40	49
3877 92	130	96	46	64	46	101	50	66
3877 93	130	96	46	64	46	101	50	66
3877 94	148	106	54	75	54	113	59	77
3877 95	165	120	70	94	70	126	75	96
3877 96	165	120	70	94	70	126	75	96
3877 97	190	130	80	110	84	136	84	112
3877 98	270	210	99	130	110	222	110	135
3877 99	332	260	107	140	130	270	120	145

CONNECTING BOXES



3879 13

Item

"X" CONNECTING BOXES

Aluminium connecting box, four way, with internal earthing screw. Inspection cover has a splash guard with a gasket seal.

Iso thread

Thread	Quantity (pcs)
M16x1.5	1
M20x1.5	1
M25x1.5	1
M32x1.5	1
M40x1.5	1
M50x1.5	1
M63x1.5	1

Gas thread

3879 10	M16x1.5	1
3879 11	M20x1.5	1
3879 12	M25x1.5	1
3879 13	M32x1.5	1
3879 14	M40x1.5	1
3879 15	M50x1.5	1
3879 16	M63x1.5	1
3879 20	G1/4"	1
3879 21	G3/8"	1
3879 22	G1/2"	1
3879 23	G3/4"	1
3879 24	G1"	1
3879 25	G1 1/4"	1
3879 26	G1 1/2"	1
3879 27	G2"	1
3879 28	G2 1/2"	1
3879 29	G3"	1

"X" SERIES

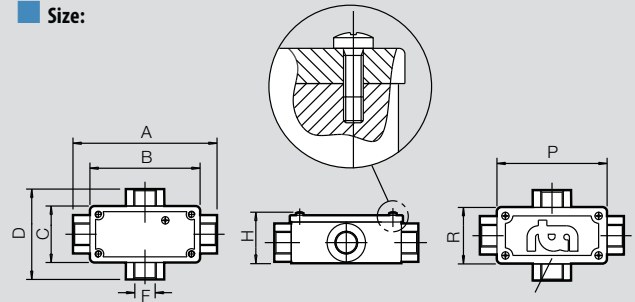
Characteristics:

Material: Body: Sg Al Si 1/GD UNI 5079 sandblasted aluminium
Cover: GD Al Si 12 Cu 2 Fe UNI 5076-74 die-cast sandblasted aluminium
Thermosetting elastomer gasket
DACROMET coated screws

Temperature: -20°C +100°C

Protection index: IP65

Size:



Iso thread	SIZE (mm)						
	A	B	C	D	H	P	R
3879 10	94	72	35	59	36	77	40
3879 11	130	96	46	80	46	101	50
3879 12	130	96	46	80	46	101	50
3879 13	148	106	54	98	54	113	59
3879 14	165	120	70	117	70	126	75
3879 15	165	120	70	117	70	126	75
3879 16	190	130	80	140	84	136	84

Gas thread	SIZE (mm)						
	A	B	C	D	H	P	R
3879 20	94	72	35	59	36	77	40
3879 21	94	72	35	59	36	77	40
3879 22	130	96	46	80	46	101	50
3879 23	130	96	46	80	46	101	50
3879 24	148	106	54	98	54	113	59
3879 25	165	120	70	117	70	126	75
3879 26	165	120	70	117	70	126	75
3879 27	190	130	80	140	84	136	84
3879 28	270	210	99	160	110	222	110
3879 29	332	260	107	177	130	270	120

ACCESSORIES



figure 1



figure 2

Item

REDUCERS

Nickel plated brass hexagonal reducers for coupling conduits with different threads.

ISO male - ISO female

figure	Male thread	Female thread	Quantity (pcs)
3867 90	M20x1.5	M16x1.5	50
3867 91	M25x1.5	M20x1.5	50
3867 92	M32x1.5	M25x1.5	25
3867 93	M40x1.5	M32x1.5	10
3867 94	M50x1.5	M40x1.5	10
3867 95	M63x1.5	M50x1.5	5

PG male - PG female

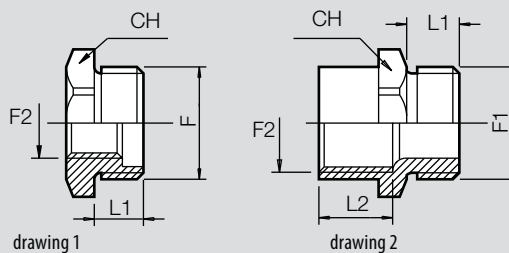
figure	Male thread	Female thread	Quantity (pcs)
3867 61	PG9	PG7	50
3867 74	PG9	PG13.5	50
3867 81	PG11	PG7	50
3867 62	PG11	PG9	50
3867 75	PG11	PG13.5	50
3867 76	PG11	PG16	50
3867 82	PG13.5	PG7	50
3867 63	PG13.5	PG9	50
3867 64	PG13.5	PG11	50
3867 77	PG13.5	PG16	50
3867 65	PG16	PG13.5	50
3867 73	PG16	PG21	25
3867 66	PG21	PG13.5	50
3867 67	PG21	PG16	50
3867 72	PG29	PG16	25
3867 68	PG29	PG21	25
3867 69	PG36	PG29	10
3867 70	PG42	PG36	5
3867 71	PG48	PG42	5

REDUCERS

Characteristics:

Material: UNI EN 12164 CW 614N brass
Nickel plating: 2-5 µm.

Size:



drawing 1

drawing 2

Female thread	SIZE (mm)		
	dwg.	CH	L1
ISO	1	24	8
PG	1	30	10
GAS	1	35	10

ISO male ISO female	SIZE (mm)		
	dwg.	CH	L1
3867 90	1	24	8
3867 91	1	30	10
3867 92	1	35	10
3867 93	1	45	13
3867 94	1	55	13
3867 95	1	70	15

PG male PG female	SIZE (mm)			
	dwg.	CH	L1	L2
3867 61	1	17	5	-
3867 74	2	22	5	7
3867 81	1	19	6	-
3867 62	1	19	6	-
3867 75	2	22	6	7
3867 76	2	24	6	7
3867 82	1	-	8	-
3867 63	1	21	6	-
3867 64	1	21	6	-
3867 77	2	24	6	7
3867 65	1	23	6	-
3867 73	2	-	10	11
3867 66	1	30	7	-
3867 67	1	30	7	-
3867 72	1	39	8	-
3867 68	1	38	8	-
3867 69	1	50	8	-
3867 70	1	-	14	-
3867 71	1	-	14	-

ACCESSORIES

Item

REDUCERS

Nickel plated brass hexagonal reducers for coupling conduits with different threads.

PG male - Gas female

Item	Foto	Male thread	Female thread	Quantity (pcs)
3867 41	1	PG9	G1/8"	50
3867 42	2	PG9	G1/4"	50
3867 39	2	PG9	G3/8"	50
3867 60	2	PG9	G1/2"	50
3867 40	2	PG9	G3/4"	25
3867 43	1	PG11	G1/4"	50
3867 44	2	PG11	G3/8"	50
3867 38	2	PG11	G1/2"	50
3867 58	2	PG11	G3/4"	25
3867 47	1	PG13.5	G1/4"	50
3867 45	1	PG13.5	G3/8"	50
3867 46	2	PG13.5	G1/2"	50
3867 59	2	PG13.5	G3/4"	25
3867 48	1	PG16	G1/4"	50
3867 49	1	PG16	G3/8"	50
3867 50	2	PG16	G1/2"	50
3867 55	2	PG16	G3/4"	25
3867 51	1	PG21	G1/2"	50
3867 56	2	PG21	G3/4"	25
3867 57	2	PG21	G1"	25
3867 52	1	PG29	G3/4"	25
3867 53	1	PG29	G1"	25
3867 54	1	PG36	G1"	10

PG male - ISO female

3868 21	2	G1/4"	M16x1.5	50
3868 22	2	G3/8"	M16x1.5	50
3868 23	1	G1/2"	M16x1.5	50
3868 24	2	G3/8"	M20x1.5	50
3868 25	2	G1/2"	M20x1.5	50
3868 26	1	G3/4"	M20x1.5	50
3868 27	2	G1/2"	M25x1.5	25
3868 28	2	G3/4"	M25x1.5	25
3868 29	1	G1"	M25x1.5	25
3868 30	2	G1/2"	M32x1.5	25
3868 31	2	G3/4"	M32x1.5	25
3868 32	2	G1"	M32x1.5	25
3868 33	1	G1 1/4"	M32x1.5	10
3868 34	2	G1"	M40x1.5	10
3868 35	2	G1 1/4"	M40x1.5	10
3868 36	1	G1 1/2"	M40x1.5	10
3868 37	2	G1 1/4"	M50x1.5	10
3868 38	2	G1 1/2"	M50x1.5	10
3868 39	1	G2"	M50x1.5	10
3868 40	2	G2"	M63x1.5	5

REDUCERS

Characteristics:

Material: UNI EN 12164 CW 614N brass
Nickel plating: 2-5 µm.

PG male Gas female	SIZE (mm)			
	Item	dwg.	CH	L1
3867 41	1	18	8	-
3867 42	2	18	8	11
3867 39	2	20	8	11
3867 60	2	24	8	11
3867 40	2	30	8	11
3867 43	1	20	8	-
3867 44	2	20	8	11
3867 38	2	24	8	11
3867 58	2	30	8	11
3867 47	1	22	8	-
3867 45	1	22	8	-
3867 46	2	24	10	11
3867 59	2	30	10	11
3867 48	1	24	8	-
3867 49	1	24	10	-
3867 50	2	24	10	11
3867 55	2	30	10	11
3867 51	1	30	10	-
3867 56	2	30	10	11
3867 57	2	36	10	13
3867 52	1	40	10	-
3867 53	1	40	10	-
3867 54	1	51	14	-

Gas male ISO female	SIZE (mm)			
	Item	dwg.	CH	L1
3868 21	2	20	8	10
3868 22	2	20	8	10
3868 23	1	24	10	-
3868 24	2	24	8	10
3868 25	2	24	8	10
3868 26	1	30	10	-
3868 27	2	30	10	10
3868 28	2	30	10	10
3868 29	1	35	10	-
3868 30	2	35	10	10
3868 31	2	35	10	10
3868 32	2	35	10	10
3868 33	1	45	14	-
3868 34	2	45	14	14
3868 35	2	45	14	14
3868 36	1	51	14	-
3868 37	2	55	14	14
3868 38	2	55	14	14
3868 39	1	65	14	-
3868 40	2	70	14	14

ACCESSORIES



figure 1



figure 2

Item

REDUCERS

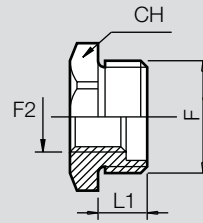
Gas male - PG female

Figure	Male thread	Female thread	Quantity (pcs)	
3867 21	2	G1/4"	PG7	50
3867 22	2	G1/4"	PG9	50
3867 23	2	G3/8"	PG9	50
3867 24	2	G3/8"	PG11	50
3867 25	2	G1/2"	PG11	50
3867 26	2	G1/2"	PG13.5	50
3867 27	2	G1/2"	PG16	50
3867 36	1	G3/4"	PG13.5	50
3867 28	1	G3/4"	PG16	50
3867 29	2	G3/4"	PG21	25
3867 30	1	G1"	PG21	25
3867 31	2	G1"	PG29	25
3867 32	2	G1 1/4"	PG36	10
3867 33	2	G1 1/2"	PG42	10
3867 34	2	G2"	PG48	5

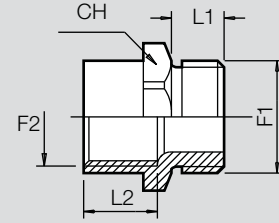
Gas male - Gas female

3867 01	1	G1/4"	G1/8"	50
3867 13	2	G1/4"	G3/8"	50
3867 02	1	G3/8"	G1/4"	50
3867 19	2	G3/8"	G1/2"	50
3867 04	1	G1/2"	G1/4"	50
3867 03	1	G1/2"	G3/8"	50
3867 12	2	G1/2"	G3/4"	25
3867 11	1	G3/4"	G3/8"	25
3867 05	1	G3/4"	G1/2"	50
3867 14	2	G3/4"	G1"	25
3867 16	2	G3/4"	G1 1/2"	10
3867 06	1	G1"	G1/2"	25
3867 07	1	G1"	G3/4"	25
3867 17	2	G1"	G1 1/2"	10
3867 84	1	G1 1/4"	G3/4"	10
3867 08	1	G1 1/4"	G1"	10
3867 15	1	G1 1/2"	G1"	10
3867 09	1	G1 1/2"	G1 1/4"	10
3868 16	2	G1 1/2"	G2"	5
3868 09	1	G2"	G1"	2
3867 10	1	G2"	G1 1/2"	5
3867 18	2	G2 1/2"	G3"	5

SIZE:



drawing 1



drawing 2

Gas male PG female	SIZE (mm)			
	Item	dwg.	CH	L1
3867 21	2	18	8	10
3867 22	2	18	8	10
3867 23	2	20	8	10
3867 24	2	20	8	10
3867 25	2	24	10	11
3867 26	2	24	10	11
3867 27	2	24	10	11
3867 36	1	30	10	-
3867 28	1	30	10	-
3867 29	2	30	10	11
3867 30	1	35	10	-
3867 31	2	43	12	14
3867 32	2	51	14	15
3867 33	2	60	14	15
3867 34	2	65	14	17

Gas male Gas female	SIZE (mm)			
	Item	dwg.	CH	L1
3867 01	1	15	8	-
3867 13	2	20	8	11
3867 02	1	20	8	-
3867 19	2	24	10	11
3867 04	1	24	8	-
3867 03	1	24	8	-
3867 12	2	30	10	11
3867 11	1	30	10	-
3867 05	1	30	10	-
3867 14	2	36	10	13
3867 16	2	55	10	16
3867 06	1	35	10	-
3867 07	1	35	10	-
3867 17	2	55	12	16
3867 84	1	45	14	-
3867 08	1	47	14	-
3867 15	1	51	14	-
3867 09	1	65	14	-
3868 16	2	65	14	15
3868 09	1	65	14	-
3867 10	1	65	14	-
3867 18	2	-	20	25

ACCESSORIES



figure 1



figure 2

Item

REDUCERS

Nickel plated brass hexagonal reducers for coupling conduits with different threads.

ISO male - PG female

Item	Figure	Male thread	Female thread	Quantity (pcs)
3868 41	2	M16x1.5	PG9	50
3868 42	2	M16x1.5	PG11	50
3868 43	2	M16x1.5	PG13.5	50
3868 44	2	M20x1.5	PG11	50
3868 45	2	M20x1.5	PG13.5	50
3868 46	2	M20x1.5	PG16	50
3868 47	1	M25x1.5	PG13.5	50
3868 48	2	M25x1.5	PG16	50
3868 49	2	M25x1.5	PG21	50
3868 50	1	M32x1.5	PG21	25
3868 51	2	M32x1.5	PG29	25
3868 52	2	M40x1.5	PG36	10
3868 53	2	M50x1.5	PG42	10
3868 54	2	M63x1.5	PG48	5

ISO male - Gas female

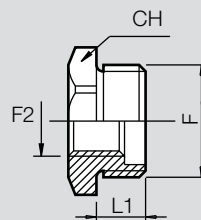
3868 55	2	M16x1.5	G1/4"	50
3868 56	2	M16x1.5	G3/8"	50
3868 57	2	M16x1.5	G1/2"	50
3868 58	2	M16x1.5	G3/4"	50
3868 59	2	M20x1.5	G1/2"	50
3868 60	2	M20x1.5	G3/4"	25
3868 61	2	M25x1.5	G1/2"	25
3868 62	2	M25x1.5	G3/4"	25
3868 63	2	M25x1.5	G1"	25
3868 64	1	M32x1.5	G1/2"	25
3868 65	1	M32x1.5	G3/4"	25
3868 66	2	M32x1.5	G1"	25
3868 67	1	M40x1.5	G3/4"	10
3868 68	1	M40x1.5	G1"	10
3868 69	1	M50x1.5	G1 1/4"	5
3868 70	1	M63x1.5	G1 1/2"	5

REDUCERS

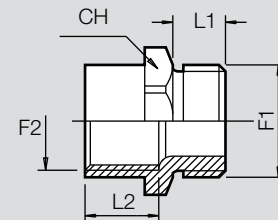
Characteristics:

Material: UNI EN 12164 CW 614N brass
Nickel plating: 2-5 µm.

Size:



drawing 1



drawing 2

ISO male PG female	SIZE (mm)			
	Item	dwg.	CH	L1
3868 41	2	20	8	11
3868 42	2	20	8	11
3868 43	2	22	8	11
3868 44	2	24	10	11
3868 45	2	24	10	11
3868 46	2	24	8	11
3868 47	1	30	10	-
3868 48	2	30	10	11
3868 49	2	30	10	11
3868 50	1	35	10	-
3868 51	2	43	12	14
3868 52	2	51	14	15
3868 53	2	60	14	15
3868 54	2	65	14	17

ISO male Gas female	SIZE (mm)			
	Item	fig.	CH	L1
3868 55	2	18	8	11
3868 56	2	20	8	11
3868 57	2	24	10	11
3868 58	2	30	8	11
3868 59	2	24	10	11
3868 60	2	30	10	11
3868 61	2	30	10	11
3868 62	2	30	10	11
3868 63	2	36	10	13
3868 64	1	35	10	-
3868 65	1	35	10	-
3868 66	2	36	10	13
3868 67	1	45	14	-
3868 68	1	47	14	-
3868 69	1	55	14	-
3868 70	1	65	14	-

ACCESSORIES



3862 01



3864 92

Item

ADAPTORS

Nickel plated brass adaptors for coupling conduits with female threads. Supplied with isolating bush to protect the cables. To guarantee a good sealing the use of an organic fibre gasket is recommended.

Gas thread

Item	Figure	Quantity (pcs)
3862 01	G1/4"	50
3862 02	G3/8"	50
3862 03	G1/2"	50
3862 04	G3/4"	50
3862 05	G1"	25
3862 06	G1 1/4"	10
3862 07	G1 1/2"	10
3862 08	G2"	5

SLEEVES

Nickel plated brass sleeves for joining conduits with two identical male threads.

Iso thread

Item	Thread	Quantity (pcs)
3864 91	M16x1.5	50
3864 92	M20x1.5	50
3864 93	M25x1.5	25
3864 94	M32x1.5	25
3864 95	M40x1.5	10
3864 96	M50x1.5	5
3864 97	M63x1.5	5

Gas thread

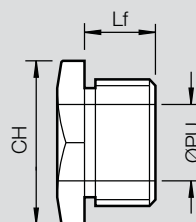
Item	Thread	Quantity (pcs)
3862 51	G1/4"	50
3862 52	G3/8"	50
3862 53	G1/2"	50
3862 54	G3/4"	25
3862 55	G1"	10
3862 56	G1 1/4"	5
3862 57	G1 1/2"	5
3862 58	G2"	5

ADAPTORS

Characteristics:

Material: UNI EN 12164 CW 614N brass
Nickel plating: 2-5 µm.

Size:



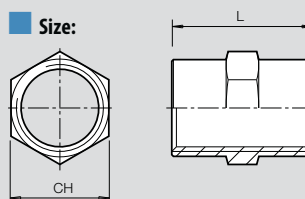
Gas thread	SIZE (mm)		
	Item	Ø PU	CH
3862 01	6.5	18	10
3862 02	10.5	20	10
3862 03	14.5	24	10
3862 04	19	29	10
3862 05	23.5	35	10
3862 06	33	47	14
3862 07	38	51	14
3862 08	47.5	65	14

SLEEVES

Characteristics:

Material: UNI EN 12164 CW 614N brass
Nickel plating: 2-5 µm.

Size:



Iso thread	SIZE (mm)	
	Item	CH
3864 91	18	26
3864 92	22	28
3864 93	27	32
3864 94	35	32
3864 95	48	34
3864 96	56	34
3864 97	70	36

Gas thread	SIZE (mm)	
	Item	CH
3862 51	15	15
3862 52	20	19
3862 53	24	22
3862 54	29	24
3862 55	36	30
3862 56	46	40
3862 57	55	45
3862 58	65	50

ACCESSORIES



3864 22

Item

NIPPLES

Nickel plated brass nipples for joining two identical female threads.

Iso thread

Thread Quantity (pcs)

3864 21	M16x1.5	50
3864 22	M20x1.5	50
3864 23	M25x1.5	25
3864 24	M32x1.5	25
3864 25	M40x1.5	10
3864 26	M50x1.5	5
3864 27	M63x1.5	5

PG thread

3864 11	PG7	50
3864 12	PG9	50
3864 13	PG11	50
3864 14	PG13.5	50
3864 15	PG16	50
3864 16	PG21	25
3864 17	PG29	25
3864 18	PG36	10
3864 19	PG42	5
3864 20	PG48	5

Gas thread

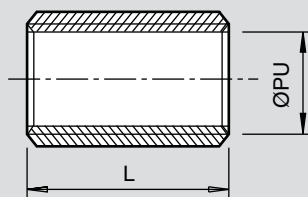
3864 01	G1/4"	50
3864 02	G3/8"	50
3864 03	G1/2"	50
3864 04	G3/4"	25
3864 05	G1"	25
3864 06	G1 1/4"	10
3864 07	G1 1/2"	5
3864 08	G2"	5

NIPPLES

Characteristics:

Material: UNI EN 12164 CW 614N brass
Nickel plating: 2-5 µm

Size:



Iso thread	SIZE (mm)	
	Ø PU	L
3864 21	12.5	22
3864 22	16	24
3864 23	20.5	30
3864 24	27	35
3864 25	34.5	37
3864 26	44	38
3864 27	57	46

PG thread	SIZE (mm)	
	Ø PU	L
3864 11	9	18
3864 12	12	22
3864 13	14	22
3864 14	17	24
3864 15	18	27
3864 16	24	30
3864 17	29	35
3864 18	38	37
3864 19	47	38
3864 20	51	46

Gas thread	SIZE (mm)	
	Ø PU	L
3864 01	10	18
3864 02	13	22
3864 03	16	24
3864 04	20	30
3864 05	26	35
3864 06	34	37
3864 07	40	38
3864 08	51	46

ACCESSORIES



3864 74

Item

CAPS

Nickel plated brass hexagonal caps to close the threaded holes. To guarantee a good sealing the use of an organic fibre gasket is recommended.

Iso thread

Thread Quantity (pcs)

3864 71	M16x1.5	50
3864 72	M20x1.5	50
3864 73	M25x1.5	25
3864 74	M32x1.5	25
3864 75	M40x1.5	10
3864 76	M50x1.5	5
3864 77	M63x1.5	5

PG thread

3864 61	PG7	50
3864 62	PG9	50
3864 63	PG11	50
3864 64	PG13.5	50
3864 65	PG16	50
3864 66	PG21	50
3864 67	PG29	25
3864 68	PG36	10
3864 69	PG42	5
3864 70	PG48	5

Gas thread

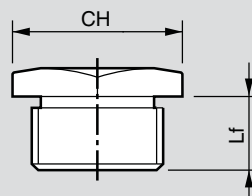
3864 51	G1/8"	50
3864 52	G1/4"	50
3864 53	G3/8"	50
3864 54	G1/2"	50
3864 55	G3/4"	25
3864 56	G1"	25
3864 57	G1 1/4"	10
3864 58	G1 1/2"	5
3864 59	G2"	5
3864 60	G2 1/2"	1

CAPS

Characteristics:

Material: UNI EN 12164 CW 614N brass
Nickel plating: 2-5 µm.

Size:



Iso thread	SIZE (mm)	
	CH	Lf
3864 71	20	9
3864 72	24	9
3864 73	30	10
3864 74	37	11
3864 75	48	13
3864 76	56	13
3864 77	72	13

PG thread	SIZE (mm)	
	CH	Lf
3864 61	15	9
3864 62	15	9
3864 63	21	9
3864 64	24	9
3864 65	24	9
3864 66	30	10
3864 67	41	12
3864 68	51	14
3864 69	60	14
3864 70	65	14

Gas thread	SIZE (mm)	
	CH	Lf
3864 51	15	9
3864 52	15	9
3864 53	18	9
3864 54	24	9
3864 55	30	10
3864 56	36	10
3864 57	47	14
3864 58	51	14
3864 59	65	14
3864 60	-	-

ACCESSORIES



3875 22

3875 56

Item

PLASTIC CAPS

Polyamide caps for fast and simple closure of conduit ends and also temporary blanking of plates and drilled panels. Suitable for use on 0.8-3.2 mm thick panels.

Black	drilling Ø (mm)	Quantity (pcs)
3875 20	12.8	100
3875 21	16	100
3875 22	22	100
3875 23	25.4	100
3875 24	30.5	100

BUSHES

The bushes applied to the metal plates allows to obtain a smooth, sliding and isolated wire way. Suitable for use on 0.8-3.2 mm thick panels.

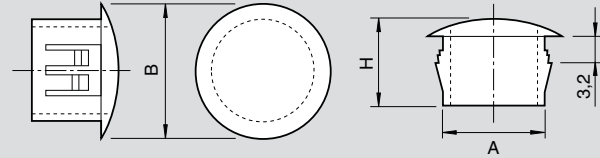
Black	drilling Ø (mm)	Quantity (pcs)
3875 50	7.8	100
3875 51	9.5	100
3875 52	11.1	100
3875 53	12.8	100
3875 54	16	100
3875 55	19	100
3875 56	22	100
3875 57	25.4	100
3875 58	30.5	100

PLASTIC CAPS

Characteristics:

Material: Polyamide PA6.6 [UL94-V0]
Temperature: -20°C +100°C

Size:



Item	SIZE (mm)		
	A	B	H
3875 20	12.7	14.5	10.2
3875 21	16	18.6	10.2
3875 22	22.1	25.4	11.3
3875 23	25.5	28.5	11.3
3875 24	30	34.3	11.3

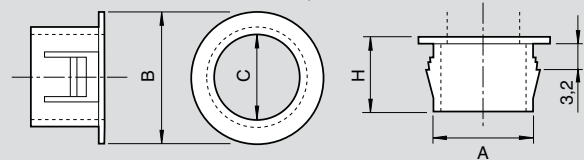
BUSHES

Characteristics:

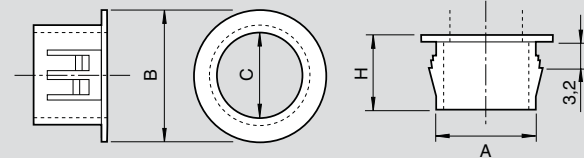
Material: Polyamide PA6.6 [UL94-V0]
Temperature: -20°C +100°C

Size:

only for NB-0508 item



for all the other items



Item	SIZE (mm)			
	A	B	H	H
3875 50	7.8	9.4	5.2	8
3875 51	9.5	12	6.6	10.3
3875 52	11.1	13.6	8	10.3
3875 53	12.8	15.1	8.3	10.3
3875 54	16	18	12.3	10.3
3875 55	19	22	14.3	11.5
3875 56	22.2	25.2	18.6	11.5
3875 57	25.5	28.5	19.5	11.5
3875 58	30	33.3	24	11.5

ACCESSORIES



3865 67

Item

NYLON LOCKNUTS

Hexagonal polyamide locknuts, with limited overall dimensions suitable for narrow spaces. To guarantee a good sealing the use of an organic fibre gasket is recommended.

Iso thread

RAL 7001	Thread	Quantity (pcs)
3865 71	M12x1.5	50
3865 72	M16x1.5	50
3865 73	M20x1.5	50
3865 74	M25x1.5	50
3865 75	M32x1.5	25
3865 76	M40x1.5	25
3865 77	M50x1.5	10
3865 78	M63x1.5	10

PG thread

RAL 7001	Thread	Quantity (pcs)
3865 61	PG7	50
3865 62	PG9	50
3865 63	PG11	50
3865 64	PG13.5	50
3865 65	PG16	50
3865 66	PG21	50
3865 67	PG29	25
3865 68	PG36	10
3865 69	PG42	10
3865 70	PG48	10

Gas thread

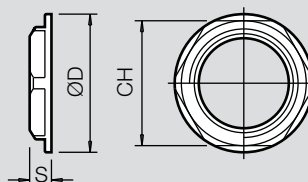
RAL 7001	Thread	Quantity (pcs)
3865 51	G1/4"	50
3865 52	G3/8"	50
3865 53	G1/2"	50
3865 54	G3/4"	50
3865 55	G1"	25
3865 56	G1 1/4"	25
3865 57	G1 1/2"	10
3865 58	G2"	10

NYLON LOCKNUTS

Characteristics:

Material: Polyamide PA6 [UL94-V0] fibre glass reinforced
 Colour: RAL7001 grey

Size:



Iso thread	SIZE (mm)		
	CH	S	Ø D
Grey item			
3865 71	19	5	21
3865 72	22	5	24
3865 73	26	6	28
3865 74	32	6	35
3865 75	41	7	43
3865 76	50	7	56
3865 77	60	8	66
3865 78	75	8	81

PG thread	SIZE (mm)		
	CH	S	Ø D
Grey item			
3865 61	19	5	21
3865 62	22	5	24
3865 63	24	5	26
3865 64	26	6	28
3865 65	32	6	35
3865 66	36	7	38
3865 67	46	7	51
3865 68	60	8	66
3865 69	70	8	76
3865 70	75	8	81

Gas thread	SIZE (mm)		
	CH	S	Ø D
Grey item			
3865 51	19	5	21
3865 52	22	5	24.5
3865 53	27	6	30
3865 54	32	7	35.5
3865 55	39	7	43
3865 56	50	7	55
3865 57	60	8	66
3865 58	70	8	78

ACCESSORIES



3868 77

Item

NYLON LOCKNUTS

Hexagonal polyamide locknuts, with limited overall dimensions suitable for narrow spaces.
To guarantee a good sealing the use of an organic fibre gasket is recommended.

Iso thread

RAL 7035	Thread	Quantity (pcs)
3868 81	M12x1.5	50
3868 82	M16x1.5	50
3868 83	M20x1.5	50
3868 84	M25x1.5	50
3868 85	M32x1.5	25
3868 86	M40x1.5	25
3868 87	M50x1.5	10
3868 88	M63x1.5	10

PG thread

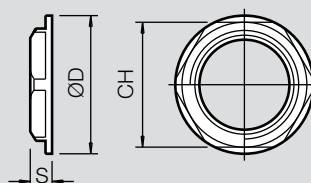
RAL 7035	Thread	Quantity (pcs)
3868 71	PG7	50
3868 72	PG9	50
3868 73	PG11	50
3868 74	PG13.5	50
3868 75	PG16	50
3868 76	PG21	50
3868 77	PG29	25
3868 78	PG36	10
3868 79	PG42	10
3868 80	PG48	10

NYLON LOCKNUTS

Characteristics:

Material: Polyamide PA6 [UL94-V0] fibre glass reinforced
Colour: RAL7035 grey

Size:



Iso thread	SIZE (mm)		
	CH	S	Ø D
Item RAL7035			
3868 81	19	5	21
3868 82	22	5	24
3868 83	26	6	28
3868 84	32	6	35
3868 85	41	7	43
3868 86	50	7	56
3868 87	60	8	66
3868 88	75	8	81

PG thread	SIZE (mm)		
	CH	S	Ø D
Item RAL7035			
3868 71	19	5	21
3868 72	22	5	24
3868 73	24	5	26
3868 74	26	6	28
3868 75	32	6	35
3868 76	36	7	38
3868 77	46	7	51
3868 78	60	8	66
3868 79	70	8	76
3868 80	75	8	81

ACCESSORIES



3866 67

Item

NYLON LOCKNUTS

Hexagonal polyamide locknuts, with limited overall dimensions suitable for narrow spaces.
To guarantee a good sealing the use of an organic fibre gasket is recommended.

Iso thread

Black	Thread	Quantity (pcs)
3866 71	M12x1.5	50
3866 72	M16x1.5	50
3866 73	M20x1.5	50
3866 74	M25x1.5	50
3866 75	M32x1.5	25
3866 76	M40x1.5	25
3866 77	M50x1.5	25
3866 78	M63x1.5	25

PG thread

Black	Thread	Quantity (pcs)
3866 61	PG7	50
3866 62	PG9	50
3866 63	PG11	50
3866 64	PG13.5	50
3866 65	PG16	50
3866 66	PG21	50
3866 67	PG29	25
3866 68	PG36	25
3866 69	PG42	25
3866 70	PG48	25

Gas thread

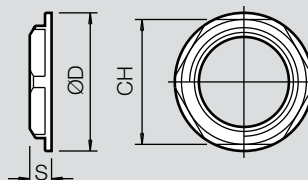
Black	Thread	Quantity (pcs)
3866 51	G1/4"	100
3866 52	G3/8"	100
3866 53	G1/2"	100
3866 54	G3/4"	50
3866 55	G1"	50
3866 56	G1 1/4"	25
3866 57	G1 1/2"	25
3866 58	G2"	25

NYLON LOCKNUTS

Characteristics:

Material: Polyamide PA6 [UL94-V0] fibre glass reinforced
Colour: RAL 9011 black

Size:



Iso thread	SIZE (mm)		
	CH	S	Ø D
Item Black			
3866 71	19	5	21
3866 72	22	5	24
3866 73	26	6	28
3866 74	32	6	35
3866 75	41	7	43
3866 76	50	7	56
3866 77	60	8	66
3866 78	75	8	81

PG thread	SIZE (mm)		
	CH	S	Ø D
Item Black			
3866 61	19	5	21
3866 62	22	5	24
3866 63	24	5	26
3866 64	26	6	28
3866 65	32	6	35
3866 66	36	7	38
3866 67	46	7	51
3866 68	60	8	66
3866 69	70	8	76
3866 70	75	8	81

Gas thread	SIZE (mm)		
	CH	S	Ø D
Item Black			
3866 51	19	5	21
3866 52	22	5	24.5
3866 53	27	6	30
3866 54	32	7	35.5
3866 55	39	7	43
3866 56	50	7	55
3866 57	60	8	66
3866 58	70	8	78

ACCESSORIES



Item

METAL LOCKNUTS

Brass hexagonal locknuts with limited overall dimensions suitable for narrow spaces.
To guarantee a good sealing the use of an organic fibre gasket is recommended.

Iso thread

Thread Quantity (pcs)

3866 38	M12x1.5	50
3866 31	M16x1.5	50
3866 32	M20x1.5	50
3866 33	M25x1.5	50
3866 34	M32x1.5	25
3866 35	M40x1.5	25
3866 36	M50x1.5	10
3866 37	M63x1.5	10

PG thread

3866 21	PG7	50
3866 22	PG9	50
3866 23	PG11	50
3866 24	PG13.5	50
3866 25	PG16	50
3866 26	PG21	50
3866 27	PG29	25
3866 28	PG36	25
3866 29	PG42	10
3866 30	PG48	10

Gas thread

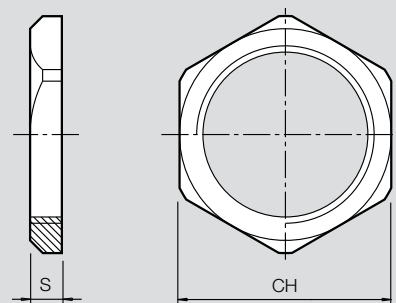
3866 01	G1/4"	50
3866 02	G3/8"	50
3866 03	G1/2"	50
3866 04	G3/4"	50
3866 05	G1"	25
3866 06	G1 1/4"	25
3866 07	G1 1/2"	10
3866 08	G2"	10
3866 09	G2 1/2"	5
3866 10	G3"	5
3866 11	G4"	5

METAL LOCKNUTS

Characteristics:

Material: UNI EN 12164 CW 614N brass
Nickel plating: 2 - 5 µm
Material: (G2 1/2", G3", G4"): Aluminium

Size:



Iso thread	SIZE (mm)	
	CH	S
3866 31	19	3
3866 32	24	3.5
3866 33	30	4
3866 34	36	4
3866 35	46	5
3866 36	60	5
3866 37	70	5
3866 38	15	2.8

PG thread	SIZE (mm)	
	CH	S
3866 21	15	2.8
3866 22	18	2.8
3866 23	21	3
3866 24	23	3
3866 25	26	3
3866 26	32	3.5
3866 27	41	4
3866 28	51	5
3866 29	60	5
3866 30	64	5.5

Gas thread	SIZE (mm)	
	CH	S
3866 01	15	3
3866 02	19	3
3866 03	24	3.5
3866 04	30	4
3866 05	36	4
3866 06	45	4.5
3866 07	52	5.5
3866 08	64	6
3866 09	85	10
3866 10	100	14
3866 11	125	15

ACCESSORIES



3865 93



3811 92

Item

STEEL LOCKNUTS

Slim steel locknuts, NPT threaded.

	Thread	Quantity (pcs)
3865 91	NPT3/8"	100
3865 92	NPT1/2"	100
3865 93	NPT3/4"	50
3865 94	NPT1"	50
3865 95	NPT1 1/4"	50
3865 96	NPT1 1/2"	25
3865 97	NPT2"	25
3865 98	NPT2 1/2"	1
3865 99	NPT3"	1
3866 00	NPT4"	1

FLARED METAL RING NUT

Male flared nickel plated brass ring nut; small overall size, its shape reduces the flexion of the cable gland and the overall internal space requirements. The particular tothing system facilitates screwing and prevents rotation.

Characteristics:

Material: UNI EN 12164 CW 614N brass
Nickel plating: 2 - 5 µm

Thread

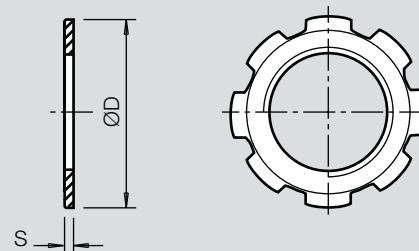
3811 90	M16
3811 91	M20
3811 92	M25
3811 93	M32
3811 94	M40
3811 95	M50

STEEL LOCKNUTS

Characteristics:

Material: pressed steel
Coating: galvanizing

Size:



Item	SIZE (mm)	
	Ø D	S
3865 91	22.5	2
3865 92	29	2.5
3865 93	37	3
3865 94	45	3.5
3865 95	54	4
3865 96	61	4
3865 97	76	4
3865 98	93.5	4
3865 99	110.5	6
3866 00	140.5	6

ACCESSORIES



3865 03

Item

ORGANIC FIBRE GASKETS

Organic and mineral fibre gaskets providing a tight seal to connectors and cable glands. High mechanical, thermal, and oil resistance.

Iso thread

Thread Quantity (pcs)

3865 00	M12x1.5	100
3865 01	M16x1.5	100
3865 02	M20x1.5	50
3865 03	M25x1.5	50
3865 04	M32x1.5	25
3865 05	M40x1.5	25
3865 30	M50x1.5	25
3865 31	M63x1.5	25

PG thread

3865 00	PG7	100
3865 11	PG9	100
3865 12	PG11	100
3865 02	PG13.5	50
3865 13	PG16	50
3865 14	PG21	50
3865 15	PG29	25
3865 16	PG36	25
3865 17	PG42	25
3865 07	PG48	25

Gas thread

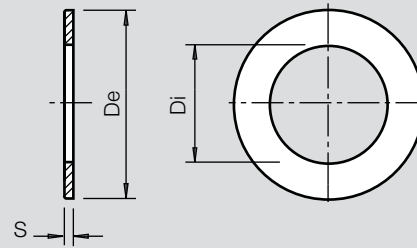
3865 00	G1/4"	100
3865 01	G3/8"	100
3865 02	G1/2"	50
3865 03	G3/4"	50
3865 04	G1"	25
3865 05	G1 1/4"	25
3865 06	G1 1/2"	25
3865 07	G2"	25
3865 08	G2 1/2"	10
3865 09	G3"	10
3865 10	G4"	5

ORGANIC FIBRE GASKETS

Characteristics:

Material: organic and mineral fibre with elastomeric binder.
Operating temperature: +150°C

Size:



Iso thread	SIZE (mm)		
	Ø Di	Ø De	S
3865 00	13.2	20	2
3865 01	17	24	2
3865 02	21	27	2
3865 03	26.5	34	2
3865 04	43	3	3
3865 05	42	55	3
3865 30	51	59.5	3
3865 31	63.5	76	3

PG thread	SIZE (mm)		
	Ø Di	Ø De	S
3865 00	13.2	20	2
3865 11	15.5	20	2
3865 12	18.8	24	2
3865 02	21	27	2
3865 13	22.5	27	2
3865 14	28.5	34	2
3865 15	37	43	3
3865 16	47	55	3
3865 17	54	60	3
3865 07	60	76	3

Gas thread	SIZE (mm)		
	Ø Di	Ø De	S
3865 00	13.2	20	2
3865 01	17	24	2
3865 02	21	27	2
3865 03	26.5	34	2
3865 04	33	43	3
3865 05	42	55	3
3865 06	48	58	3
3865 07	60	76	3
3865 08	75	95	3
3865 09	89	110	3
3865 10	114	140	3

ACCESSORIES



3860 06

Item

FEMALE-FEMALE CAPS

Nickel plate brass accessory for coupling together a UN threaded connector and a Gas threaded connector.

With direct coupling onto the connector body

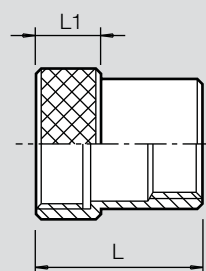
	UN connector thread	Gas connector thread	Quantity (pcs)
3860 01	UNEF 3/4"	G1/4"	100
3860 02	UNEF 3/4"	G3/8"	100
3860 03	UNEF 7/8"	G3/8"	100
3860 04	UNEF 7/8"	G1/2"	100
3860 05	UNEF 1"	G3/8"	50
3860 06	UNEF 1"	G1/2"	50
3860 07	UNEF 1 1/8"	G1/2"	50
3860 09	UNEF 1 1/4"	G1/2"	50
With coupling onto the connector extension			
3860 32	UNEF 1 3/16"	G1/2"	50
3860 33	UNEF 1 3/16"	G3/4"	50
3860 34	UNEF 1 7/16"	G3/4"	25
3860 35	UNEF 1 7/16"	G1"	25
3860 45	UNS 1 3/4"	G1"	20
3860 37	UNS 2"	G1"	10
3860 46	UN 2 1/4"	G1"	10
3860 39	UN 2 1/4"	G1 1/4"	10

FEMALE-FEMALE CAPS

Characteristics:

Material: UNI EN 12164 CW 614N brass
 Nickel plating: 2-5 mm.

Size:



With direct coupling onto the connector body	SIZE (mm)	
	L	L1
3860 01	25	7
3860 02	25	7
3860 03	27	7
3860 04	27	7
3860 06	31	10.5
3860 05	31	10.5
3860 07	32	10.5
3860 09	32	10.5

With coupling onto the connector extension	SIZE (mm)	
	L	L1
3860 32	33	10.5
3860 33	33	10.5
3860 35	37	10.5
3860 34	37	10.5
3860 45	45	10.5
3860 37	45	13
3860 46	54	13
3860 39	54	13

ACCESSORIES



386236

Item

ADAPTORS FOR SENSORS

Nickel plated brass adaptor allowing the rubber cable protection between the sensor and the clamp.

Adaptors for female-female sensors

	Iso sensor thread	Gas connector thread	Quantity (pcs)
3862 21	M8x1	G1/4"	50
3862 22	M12x1	G1/4"	50
3862 23	M18x1	G1/4"	50
3862 24	M30x1.5	G1/4"	25
3862 31	M12x1	G1/4"	25
3862 32	M18x1	G1/4"	25
3862 33	M30x1.5	G1/4"	25
3862 34	M12x1	G1/4"	25
3862 35	M18x1	G1/4"	25
3862 36	M30x1.5	G1/4"	25
3862 38	M18x1	G1/4"	25
3862 39	M30x1.5	G1/4"	25

ADAPTORS FOR SENSORS

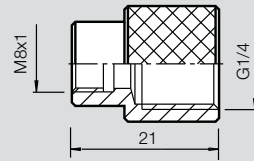
Characteristics:

Material: UNI EN 12164 CW 614N brass

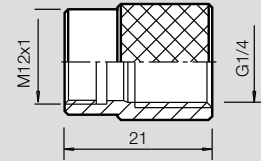
Nickel plating: 2-5 µm.

Size:

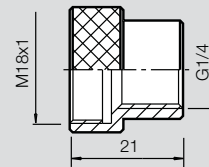
86221



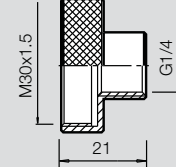
86222



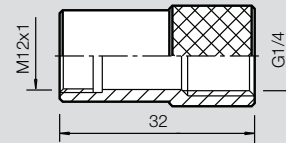
86223



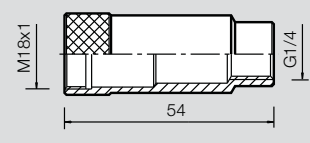
86224



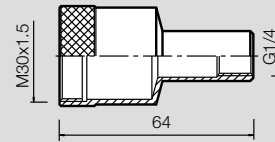
86231



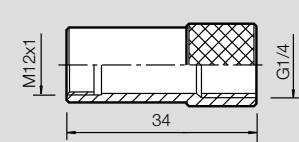
86232



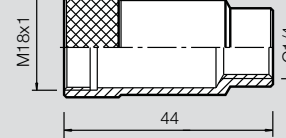
86233



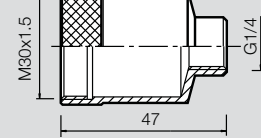
86234



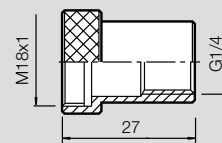
86235



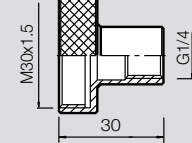
86236



86238

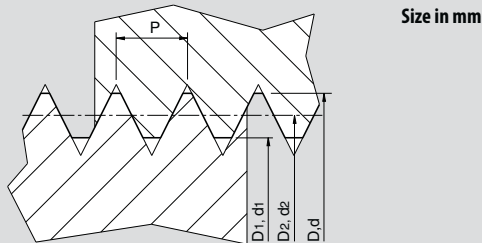


86239



THREAD DIMENSIONS

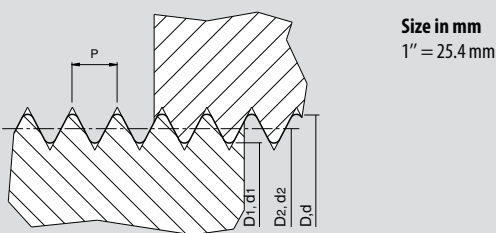
ISO THREAD (EN 60423 and UNI 5542-65 standards)



Thread size	Outside threads			Inside threads			
	Pitch P	Outside diam. d	Medium diam. d ₂	Core diam. d ₁	Outside diam. D	Medium diam. D ₂	Inside diam. D ₁
M12	1.5	11.968	10.994	10.128	12	11.026	10.376
M16	1.5	15.968	14.994	14.128	16	15.026	14.376
M20	1.5	19.968	18.994	18.128	20	19.026	18.376
M25	1.5	24.968	23.994	23.128	25	24.026	23.376
M32	1.5	31.968	30.994	30.128	32	31.026	30.376
M40	1.5	39.968	38.994	38.128	40	39.026	38.376
M50	1.5	49.968	48.994	48.128	50	49.026	48.376
M63	1.5	62.968	61.994	61.128	63	62.026	61.376

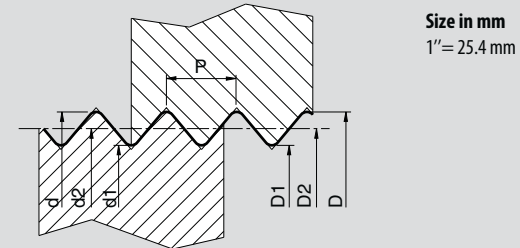
NOTE: only thread admitted by CEI EN 61386 standard.

GAS THREAD (UNI ISO 228/1 standard)



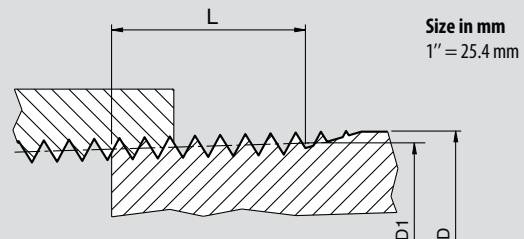
Thread size	Thread outside diameter	Medium diam.	Core diam.	Pitch	Number of threads per 1"
	d = D	d ₂ = D ₂	d ₁ = D ₁	P	z
G 1/4"	13.157	12.301	11.445	1.337	19
G 3/8"	16.662	15.806	14.950	1.337	19
G 1/2"	20.955	19.793	18.631	1.814	14
G 3/4"	26.441	25.279	24.117	1.814	14
G 1"	33.249	31.770	30.291	2.309	11
G1 1/4"	41.910	40.431	38.952	2.309	11
G1 1/2"	47.803	46.324	44.845	2.309	11
G2"	59.614	58.135	56.656	2.309	11
G2 1/2"	75.184	73.705	72.226	2.309	11
G3"	87.884	86.405	84.926	2.309	11
G4"	113.030	111.551	110.072	2.309	11
G5"	138.430	136.951	135.472	2.309	11

PG THREAD (DIN 40430 standard)



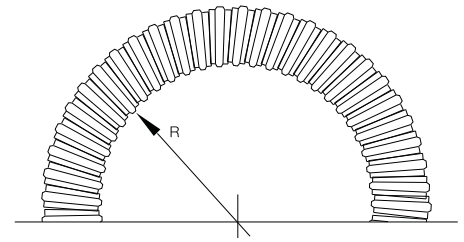
Thread size	Thread outside diameter	Medium diam.	Core diam.	Pitch	Number of threads per 1"
	d = D	d ₂ = D ₂	d ₁ = D ₁	P	z
PG 7	12.50	11.89	11.28	1.27	20
PG 9	15.20	14.53	13.86	1.41	18
PG 11	18.60	17.93	17.26	1.41	18
PG 13.5	20.40	19.73	19.06	1.41	18
PG 16	22.50	21.83	21.16	1.41	18
PG 21	28.30	27.54	26.78	1.588	16
PG 29	37.00	36.24	35.48	1.588	16
PG 36	47.00	46.24	45.48	1.588	16
PG 42	54.00	53.24	52.48	1.588	16
PG 48	59.30	58.54	57.78	1.588	16

NPT THREAD (ANSI/ASA B 2.1 standard)



Thread size	Outside diameter	Usable external thread	Pitch	Number of threads per 1"
	D	L, D ₁	P	z
NPT1/4"	13.716	10.206, 12.7635	1.411	19
NPT3/8"	17.145	10.358, 16.1925	1.411	19
NPT1/2"	21.336	13.556, 20.1115	1.814	14
NPT3/4"	26.670	13.861, 25.4455	1.814	14
NPT1"	33.401	17.343, 31.9100	2.309	11 1/2
NPT1 1/4"	42.164	17.953, 40.6730	2.309	11 1/2
NPT1 1/2"	48.260	18.377, 46.7690	2.309	11 1/2
NPT2"	60.325	19.215, 58.8340	2.309	11 1/2
NPT2 1/2"	73.025	28.892, 70.8817	3.175	8
NPT3"	88.900	30.480, 86.7567	3.175	8
NPT4"	114.300	33.020, 112.1567	3.175	8
NPT5"	141.300	35.720, 139.1569	3.175	8

CONDUIT BENDING RADIUS



SIZES IN mm FOR MINIMUM STATIC BENDS

Conduit Ø	FX	FP	FP 2000	LGP Standard and Heavy	LGP Robotic	FA FA HF	FA 2000	PN PN HF	P3 P3 HF P2X	LA	GE TR	LGP TR	FTR FTR HF	TRS	GNS	GND GNDX	NGDAX
7	-	-	-	-	-	-	-	-	-	-	-	-	-	-	-	-	-
8	-	-	-	-	-	40	-	80	-	-	-	-	-	-	-	-	-
10	60	20	30	60	40	60	60	100	100	-	40	70	90	25	18	60	50
12	75	-	40	72	48	80	80	120	120	100	50	85	100	30	23	65	55
13	80	30	-	-	-	-	-	-	-	-	-	-	-	-	-	-	-
15	90	75	-	-	-	-	-	-	-	-	60	-	-	-	-	-	-
15.5	-	-	-	-	-	90	90	160	160	-	-	-	110	45	25	65	60
16	160	-	50	96	64	-	-	-	-	160	-	-	-	-	-	-	-
17	105	-	-	-	-	-	-	-	-	-	-	115	-	-	-	-	-
20	120	-	-	120	80	-	-	-	-	-	70	-	-	-	-	-	-
20.5	-	-	-	-	-	110	130	210	210	-	-	-	130	60	32	85	75
21	130	50	60	-	-	-	-	-	-	210	-	-	-	-	-	-	-
22.5	-	-	-	-	-	-	-	-	-	-	-	150	-	-	-	-	-
25	150	-	-	150	100	-	-	-	-	-	-	-	-	-	-	-	-
26.5	-	-	-	-	-	130	170	270	270	-	-	-	170	70	40	100	100
27	-	-	80	-	-	-	-	-	-	270	100	-	-	-	-	-	-
28	170	70	-	-	-	-	-	-	-	-	-	190	-	-	-	-	-
32	195	-	-	190	128	-	-	-	-	-	-	-	-	-	-	-	-
34.5	-	-	-	-	-	170	230	350	350	-	-	250	230	120	58	130	130
36	-	-	120	-	-	-	-	-	-	350	130	-	-	-	-	-	-
37.5	225	100	-	-	-	-	-	-	-	-	-	-	-	-	-	-	-
39.5	-	-	-	-	-	230	270	400	400	-	-	-	270	140	69	160	160
40	240	-	140	240	160	-	-	-	-	400	170	-	-	-	-	-	-
45	270	120	-	-	-	-	-	-	-	-	-	-	-	-	-	-	-
47	-	-	-	-	-	-	-	-	-	-	200	320	-	-	-	-	-
50	300	-	-	300	200	-	-	-	-	-	-	-	-	-	-	-	-
50.5	-	-	-	-	-	270	310	520	510	-	-	-	310	210	100	195	195
52	315	130	180	-	-	-	-	-	-	510	-	-	-	-	-	-	-
58	-	-	-	-	-	-	-	-	-	-	270	-	-	-	-	-	-
63	-	-	-	-	-	-	-	-	630	630	-	-	-	-	-	-	-
77	-	-	-	-	-	-	-	-	770	(2)	-	-	-	-	-	-	-
102	-	-	-	-	-	-	-	-	1020	(2)	-	-	-	-	-	-	-

Inside isometric diameter.

⁽²⁾ Very difficult to bend.

NOTE: all the sizes listed in the table are indicative. For more information see technical support.

QUICK SELECTION TABLE

RTA FLEXIBLE CONDUITS SUGGESTED APPLICATIONS

CONDUITS		APPLICATIONS									CATALOGUE PAGE
System type	Series	Machining and industrial processes	Automation and robotics	Industrial and logistic plants	Railway and rail transport	Naval sector and maritime transport	Food and beverage	Commercial and service industry	Infrastructures	Renewable energies and green building	
Polyamide system	LGP standard	✓		✓	✓	✓		✓		✓	pag. 20
	LGP heavy	✓		✓	✓				✓		pag. 21
	LGP robotics	✓	✓								pag. 22
	LGP steel braided	✓		✓				✓	✓		pag. 23
PVC system	GE PVC	✓						✓			pag. 46
	FX	✓						✓			pag. 47
	FP	✓	✓	✓							pag. 48
	FP2000	✓	✓	✓							pag. 49
	GETR	✓		✓							pag. 50
Composite system	FA standard	✓	✓					✓			pag. 59
	FA HF				✓				✓	✓	pag. 60
	FA2000	✓	✓	✓				✓			pag. 61
	PN	✓		✓		✓		✓	✓		pag. 62
	PN HF				✓				✓		pag. 63
	P3	✓		✓		✓		✓	✓		pag. 64
	P3 HF				✓				✓		pag. 65
	P2X	✓		✓		✓			✓		pag. 66
	LA	✓		✓							pag. 67
	FTR	✓		✓		✓			✓		pag. 68
	FTR HF				✓				✓		pag. 69
	TRS			✓					✓		pag. 70
	GNS	✓		✓							pag. 71
	GND	✓		✓							pag. 71
	GNDX	✓		✓				✓			pag. 72
NGDAX	✓		✓				✓	✓		pag. 72	
Rigid system	TAZ			✓		✓		✓	✓		pag. 91
	TAIX			✓		✓	✓	✓	✓		pag. 91

For installation in environments with particular requirements, for specific application or for questions about the use of RTA range please contact LEGRAND technical support.

IP INDEX AND TESTS

RTA CONDUITS: MAXIMUM IP INDEX

SERIES	GE PVC	FX	FP	FP2000	GETR	LGP standard LGP heavy LGP robotics LGP steel braided	FA standard FA HF	FA2000	PN PN HF	P3 P3 HF	P2X	LA	FTR FTR HF	TRS	GNS GND GNDX	NGDAX	TAZ TAIX
UNIVERSALE	IP65	IP44	IP44	IP44													
MG NYLON		IP42	IP42														
MF NYLON		IP55	IP55														
DELTA	IP67				IP67												
LGP						IP68											
MG METAL							IP42						IP42		IP42		
2000 METAL	IP65			IP66	IP65		IP67	IP67	IP65	IP65	IP65	IP65	IP43	IP42	IP42	IP42	
TILOK																	IP68
MECHANICAL																	IP44

Chemical resistance of RTA conduit systems

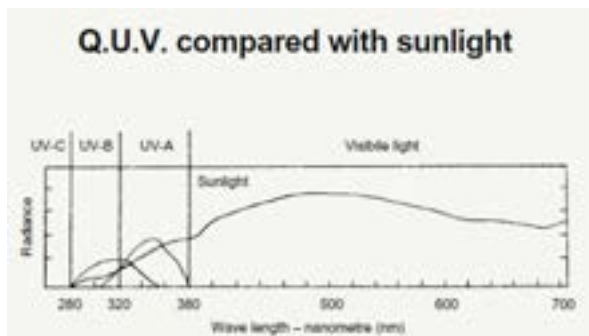
The chemical resistance of conduit systems for machine tool installations is a matter of great importance, but the assessment of the conduit resistance does depend on the test conditions. The test consists of plunging products into chemicals for 24 hours then, after drying and conditioning them at ambient temperature for another 24 hours, making the following checks:

- Visual inspection
- Bending
- Compression strength
- Protection index

The conclusions have shown that RTA conduit system is classified as suitable for most industrial application. Moreover to help the customer to choose the best product, every catalogue page show the results of the tests related to different substances: however to be sure to use the right product for the right application is suggested to contact Legrand customer service.

Resistance to UV rays

The UV resistance is an indication of conduit systems' suitability for outdoor applications dependent on resistance to degradation caused by exposure to UV rays: in fact sunlight and dampness are the most common causes of plastic materials degradation. Legrand has subjected all RTA conduit systems to the Q.U.V. test which, by 4+4 exposure cycles, represents alternatively sunlight and condensation. During the Q.U.V. test the temperature is maintained at about 50-70°C and the exposure cycles to UV and condensation continue without interruption for 500 hours. After the accelerated aging and a visual examination, the conduit systems are put to the compression strength test to confirm the classification obtained according to IEC 61386.



Resistance to glow wire test

To be compliant to the the European Standard IEC 61386 regarding flame propagation means to verify the resistance of plastic conduits, connectors and accessories to the heat coming from an external source. In particular the test sample must resist the glow wire test without propagating flame and supporting combustion at a minimum temperature of 750°C: all the RTA plastic components are been tested and declared compliant to IEC 61386.

For installation in environments with particular requirements, for specific application or for questions about the use of RTA range please contact LEGRAND technical support.

CERTIFICATIONS AND APPROVALS

INTERNATIONAL APPROVALS

All the products that are marked with **quality approvals** represent a **quality factor** and a **distinguishing characteristic** for a manufacturer. These documentations and certifications guarantee **reliability, safety** and **quality** of the products ensuring the applicability on global markets. Quality marks are normally national marks but their applicability is globally recognized: they are a further qualitative characteristic which can make the difference on international markets. The applications where certified products can be used are several: industrial **automation, machining, tooling** and processes, industrial or logistics **plants**, residential or commercial **buildings**, public or private **facilities** and **infrastructures**, generic distribution of energy or signal and **civil engineering**.



RINA APPROVALS

The documentation and the quality mark released by **R.I.N.A.** represent a **quality factor** and a **distinguishing characteristic** for a manufacturer offer especially in the naval field. This approval is recognized all over the world and it's an evidence of the high quality of a product. In particular the certified products guarantee **reliability and safety** of equipments, installations and plants in **naval applications, maritime transports, yachting and naval facilities** and the prevention of marine pollution in every environment. Moreover the certification is not exclusive for naval applications, but allows the applicability of marked products also in all the fields which require a recognized quality mark such as: **oil & gas**, industrial or commercial **buildings**, power **distribution**, healthcare or government **facilities**, stocking or logistics and public or private **transports**.



Certified series:

- LGP standard conduits (with LGP connectors)
- PN conduits (with 2000Metal series connectors)
- P2X conduits (with 2000Metal series connectors)
- FTR conduits (with 2000Metal series connectors)
- TAZ pipes (with TILOK connectors)
- TAIX pipes (with TILOK connectors)

ATEX APPROVALS

All the products that are able to present the **ATEX** approval represent a **quality factor** and a **distinguishing characteristic** for a manufacturer on International markets. All the certified products guarantee an **high safety** with high mechanical and thermal performances and an **high resistance** to deflagrations, explosions and fire. The main applications in which this quality mark is recognized and particularly useful are several and include **chemical or pharmaceutical** industrial processes and facilities, **oil & gas, off-shore** installations, **waste disposal** or **recycling** plants, **painting** plants, **metallurgical** industry, logistic and stocking buildings and processing or handling of cereals and processing of paper, wood, plastic or carbon. So the marked products can be used in all environments considered dangerous and in all areas where it is potentially present the risk of deflagration or explosion.



Certified series:

- CT boxes
- SILOK cable-gland and connector for flexible conduits
- SILOK cable-gland and connector for rigid conduits

LA.P.I. APPROVALS

Documentations and approvals released by **LA.P.I.** represent a **quality factor** and a **distinguishing characteristic** for any manufacturer especially in the railways field. This approval, in particular, allows the **safe application** of products in rail transports: essentially **locomotives, wagons** and **security or signaling systems**, then on all **rail vehicles and installations** or all the systems for **the control** and the **management of rail lines**. However all approved products are not exclusively usable in railways applications but are the appropriate and safe solution in all those applications which require an high flame resistance and no emission of toxic fumes in presence of fire such as: commercial or public **buildings**, private or public **infrastructures**, healthcare or government **facilities** and all **transport** types.



Certified series:

- LGP conduits (with LGP connectors)
- FA HF conduits (with 2000Metal series connectors)
- PN HF conduits (with 2000Metal series connectors)
- P3 HF conduits (with 2000Metal series connectors)
- FTR HF conduits (with 2000Metal series connectors)


RTA

QUALITY

guarantee



NOTES





FOLLOW US ALSO ON

@ www.legrand.com

 www.youtube.com/legrand

 twitter.com/legrand



Head office

and International Department
87045 Limoges Cedex - France

Tel.: + 33 (0) 5 55 06 87 87

Fax: + 33 (0) 5 55 06 74 55