

Exhibitions/conferences

Retail systems

Museums

Entrance foyers

Training

Education

Corporate video

Bars/clubs



# DVD-V8000

Industrial DVD-Video Player



# DVD-V8000

Industrial DVD-Video Player

# The DVD-V8000: The DVD player for Professionals

**Combining ease of use and high quality video performance with a range of features to extend reliability and durability in even the most demanding environments - the DVD-V8000 is an outstanding DVD player for virtually any industrial application.**

Professional DVD players must deliver exceptional picture performance. They should be robust and highly durable while offering wide-ranging connectivity. And their features should be easily controlled through an intuitive interface. These qualities and more are immediately apparent when casting a professional's eye over Pioneer's DVD-V8000. The company's new DVD player perfectly fuses form and function to provide a flexible system with uncompromising video performance for industrial applications including: video exhibits in museums and art galleries, video display in bars and clubs, sales promotions in showrooms and stores, information displays in shopping centres, offices and airports, and for training and education in companies and schools.

**Fit for purpose:** By virtue of design, some industrial A/V systems just look fit for the job. It's certainly the case with the DVD-V8000. Its solid frame (420mm wide and 86.2mm high) fits neatly into a 19-inch EIA rack, the operating buttons are large and sensibly laid out (with a cross-shaped cursor providing controls familiar to users of consumer players), and the clear back-lit LCD display further enhances ease of use, while an impressive array of connectors (including DVI-D) underlines the system's professional credentials; credentials enhanced by key technical design touches. The drive mechanism is specially constructed to be impregnable to dust, while the superlative picture performance is achieved by a high performance video DAC, digital noise reduction technology and digital filters.

Packed with Features that Make Operation Ultra-Convenient for Any Type of Application



Successor to the widely popular DVD-V7300, the DVD-V8000 offers an even more impressive array of useful functions and new design features; improvements that provide exceptional levels of durability and image quality in a system that's simplicity itself to operate and maintain.



# DVD-V8000

Industrial DVD-Video Player

## High Durability and Reliability

Durability is a major consideration for industrial users and the DVD-V8000 is a very robust system. High quality drive components are sealed to prevent dust ingress, while a brushless spindle motor has been designed for the disc drive together with a new stepping motor for the optical drive – design features that extend reliability.



## Superior Image Quality

Pioneer's video expertise ensures high-quality image reproduction through the combination of a 12-bit/216 MHz video DAC, digital filters and digital noise reduction technologies. DVI-D digital video connectors (compliant with HDCP Version 1.0) allow the output of high-quality digital video images; so from signal input handling to output, the process is completely digital.

## Easy operation

For easy operation, the DVD-V8000 features Frame Search, Power on Start, RS-232C Control, MOUSE/MEMORY interface jacks and External Sync, as well as user-friendly new features such as Output, Pass Through and a Command Stack GUI. The system can be easily connected into virtually any industrial environment and programmed and controlled either directly from the player and remote control unit or via PC and mouse.

## Command Stack with new GUI:

A convenient tool for demonstrations and display presentations, the feature enables video playlists to be saved and playback controlled via stacks of linked commands, so automatic switching is performed as desired. In tandem with a new GUI on the DVD-V8000, all Command Stack operations are quick and easy to perform.



**Frame Search:** Enables users to search and cue playback points in more precise units than using chapter and time searches. Search times are extremely fast, and by using frame-segment playback, playback can be defined between two specific points followed by an automatic stop. The capability is ideal for video production applications and the content can be reviewed and controlled via a PC.

**External Sync Playback:** A professional feature that enables a black burst sync signal to be looped through the External Sync terminals for clean switching with other video sources. It supports frame synchronization when using multiple players.

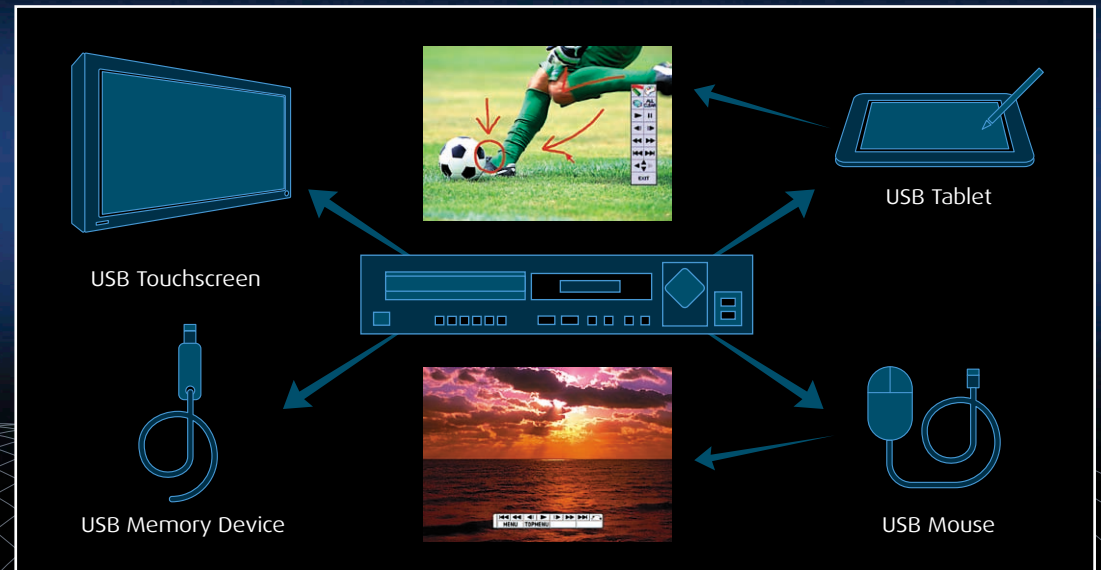
**Convenient Timer/Power On/Off Functions:** The timer function can set the player for power on, standby/off, and disc playback at designated times or on designated days of the week. Programmed playback of certain video segments is also supported in conjunction with the Command Stack. The weekly timer function enables up to 24 power on/off times to be set on any single day, and settings can be saved and accessed through a memory stick for added convenience.

With a wide range of connectivity, the DVD-V8000 can be set up exactly as you require; so along side performance and ease of use, the system is also extremely flexible – extending investment returns.



### Multi-functional MOUSE/MEMORY Interfaces

Three MOUSE/MEMORY interfaces are available so that player settings and Command Stack information can be conveniently stored and accessed via a USB mouse or memory device. A USB touchscreen device can also be connected to transform video presentations from a static to interactive medium enabling users to draw directly onto the on-screen image; an application that enriches education, corporate training and sports tuition environments.




# DVD-V8000

Industrial DVD-Video Player

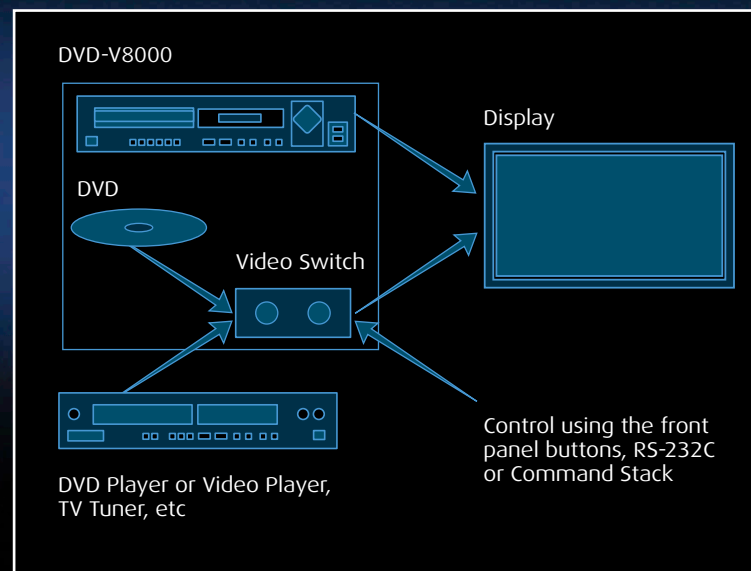
## Monitor Output

A monitor connector is provided supporting output to a control monitor used to display the main image with superimposed control data. This means that the composite, components, S-Video and DVI-D connectors can be used to output the main video without OSD data.



## Pass Through

The DVD-V8000 is equipped with input connectors for composite video and analogue audio inputs; so it's possible to switch through DVD images and video/audio inputs from external sources using either the front panel buttons, RS-232C commands or the Command Stack function.



## RS-232C Interfaces:

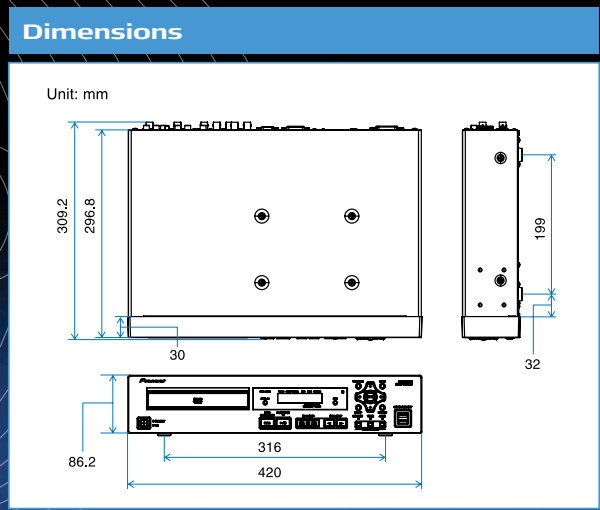
The DVD-V8000 has two RS-232C connectors, a 15-pin and a 9-pin. Commands from a computer or custom controller input via RS-232C (or EXT terminal) can be used to control playback of DVD-Video, Video CD and Audio CD. The RS-232C also enables a PC or switch pad to be connected so that customers can interact with content – a facility of particular use for retail, point of sale and exhibition environments.

## Extend Terminal:

The 15-pin connector also serves as an Extend Terminal, with pins allocated for use as optional external switch functions. By connecting switches to these pins, DVD-Video menus can be selected and command stacks loaded, and operations performed similarly to the remote control unit.

DVD-V8000 Specifications			
General	Format	DVD-Video (Video, VR), Video-CD and CD-DA	
	Laser	650nm wave length semiconductor laser for DVD media 780nm wave length semiconductor laser for CD media	
	Power Requirement	AC 240V, 50Hz/60Hz	
	Power Consumption	23W (Playback), 0.8W (Standby)	
	Weight	5.3Kg	
	Dimensions (WxHxD)	420 x 86.2 x 309.2 mm	
Environment	Operating Temperature	5°C ~ 35°C	
	Operating Humidity	Less than 85% (no condensation)	
Playable Discs	Disc Type	DVD-Video (NTSC/PAL), Video-CD (NTSC/PAL), 3.5 inch CD single	
Safety Standards	Safety	UL, FDA	
	Radiation	FCC (Class B)	
Video Signal	DVI-D	DVI-D 24pin	
	Output Level	1 volt p-p (75 ohms load, synchronous load)	
	Video Output Terminal	RCA, BNC	
	S Output	Y Output Level	1 volt p-p (75 ohms load, synchronous load)
		C Output Level	286mVp-p (75ohms load)
	Component Video Output	Y Output Level	1 volt p-p (75 ohms load) BNC
		Pb Output Level	0.7 volt p-p (75 ohms load) BNC
		Pr Output Level	0.7 volt p-p (75 ohms load) BNC
	Signal to Noise Ratio		60dB or more
	Horizontal Resolution		500 lines or more
Audio Output	Audio Output Terminal	200 mVrms (1KHz, -20dB)	
	Channels	2	
	Digital Audio Specifications	Frequency Response	4Hz ~ 22kHz (DVD fs : 48kHz), 4Hz ~ 20kHz (CD)
		Signal to Noise Ratio	118dB
External Sync. Input	Input Level	Black burst	
		0.3 volt p-p (75 ohms load) BNC x2 (loop-through) (AC-3/PCM/MPEG/DTS) RCA x1, Optical x1	
Other Terminal	Digital Output	D-sub 15-pin	
	Communication Interface	MOUSE/MEMORY	
Functions	RS-232C Serial I/F	USB (TYPE-A) Front x2, Rear x1	
	LCD	D-sub 15-pin x1, 9-Pin x1, Baud rate 4800/9600/19200 bps	
	Pass Through	16 character, 2 rows	
	RCU	Composite Video Input RCA, Analog Audio L/R RCA	
	External Sync Lock		Wireless SR Type
			Black burst

\*Design and specifications are subject to change without notice.



<p>Pioneer Europe N.V Multimedia Division Slough SL2 4QP, UK TEL +44 (0) 1753 789789 FAX +44 (0) 1753 789880 www.pioneer-eur.com</p>	<p>All product names and company names are registered trademarks of their respective owners. Published by Pioneer Europe N.V Multimedia Division. Copyright 2005 by Pioneer Europe N.V All rights reserved. Pioneer cannot accept liability in cases where the equipment is damaged due to inappropriate installation location, improper assembly, installation, set-up, operation, renovation, or by natural disasters. Features and specifications of the products described or illustrated in this catalogue are correct at the time of printing but could change as production changes might occur. This catalogue may contain typographical errors and the colours of the depicted products may deviate slightly from reality. Consult your Pioneer dealer to ensure that actual features and specifications match your requirements. This catalogue may contain references to products that may or will not be available in your country.</p> <p>Designed and produced by Planet Interactive Arts Limited, www.planet-ia.co.uk</p>	<p>Your Local Pioneer Dealer</p>
--	--	----------------------------------