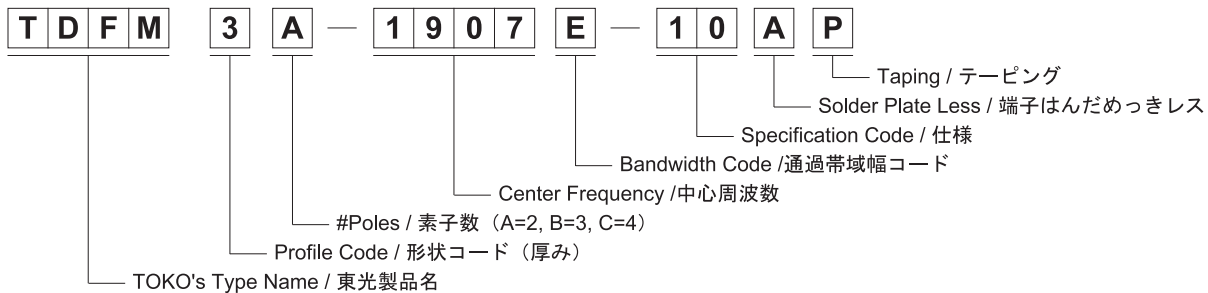
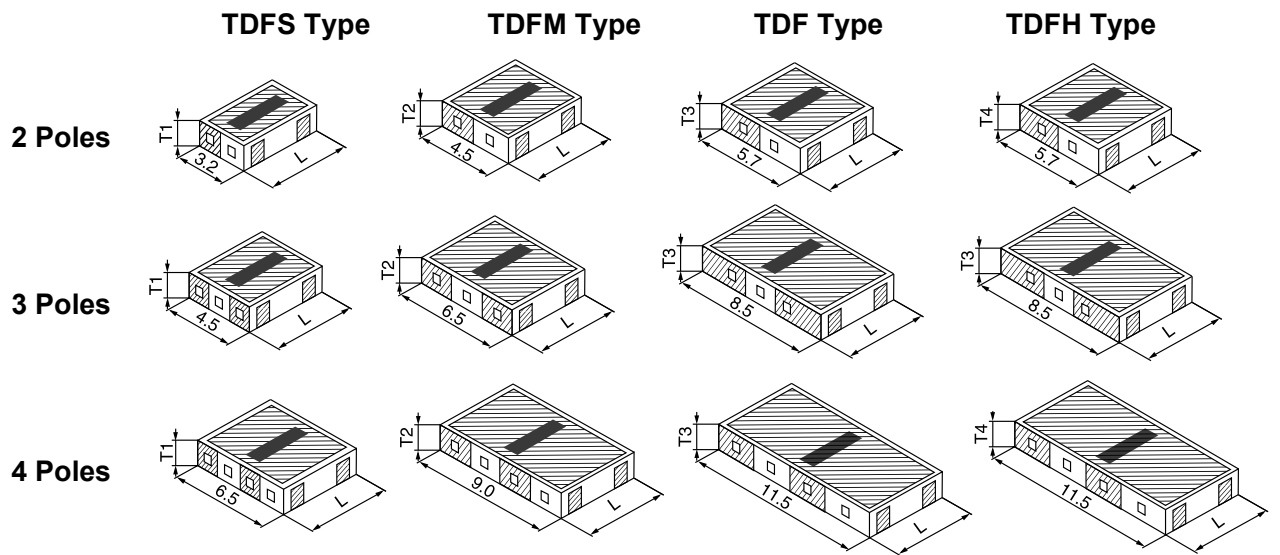


TDF Series

Part numbering system / 品番構成



Dimensions / 外形寸法



T1	T2	T3	T4
2.25 Max.	2.8 Max.	3.0 Max.	5.5 Max.
2.0 Max.	2.25 Max.	2.25 Max.	4.0 Max.
1.8 Max.	2.0 Max.	2.0 Max.	

- The length, L, is different depending on the part number.
Refer to the separate table.
長さ(L)は品番毎に異なります。
- For the details of shapes regarding individual part numbers, contact us separately.
個別品番に関する形状の詳細につきましては、別途お問い合わせ下さい。

The packing quantity / 梱包数量について

The taping quantity per reel in Part Number tables is the quantity of standard packing.
Please consult our sales or representative office when you hope for a different amount.
品番一覧表に記載のテープリール毎の梱包数量は標準梱包数です。
異なる数量をご希望の場合は弊社営業部または販売窓口にご相談下さい。

TDF series for Wireless Broadband Communication

SELECTION GUIDE FOR STANDARD DEVICES

- The Part Numbers shown in the table below are standard devices, which are readily available. We will design and manufacture modified and custom devices with specific characteristics to meet your requirements. If you do not find the device for your application in this catalog, please contact our sales or representative office.
- RoHS compliant

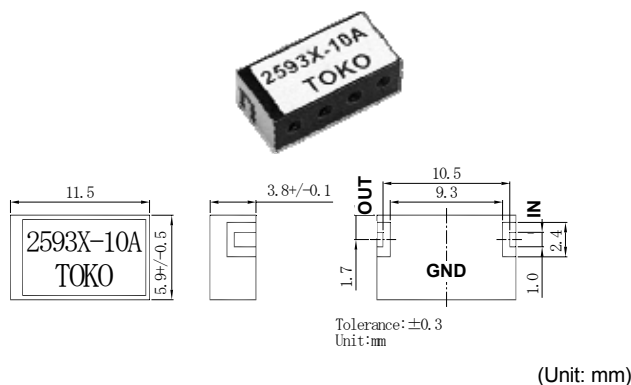
- 下記の表に示す製品番号は、標準品です。お客様のご要望に合わせ設計、製作いたしますので、お客様の用途に適合する仕様が見当たらない場合は、当社営業所または代理店にご連絡ください。
- RoHS指令対応

TDF Series

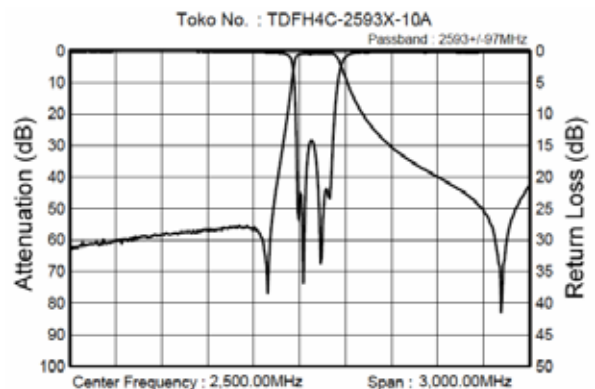
品番	中心周波数	帯域幅	挿入損失	V.S.W.R.	選択度	外形寸法	用途	個数/リール
Part Number	Center Frequency (MHz)	Bandwidth (MHz)	Insertion Loss (dB) Max.	V.S.W.R. in BW Max.	Selectivity (dB) Min. (MHz)	Dimension (mm) W × L × T (Max.)	Application	Pcs/Reel
TDF2A-2450T-10AP	2450.0	Fo ± 50.0	2.00	2.00	20, 16 (Fo - 280, + 280)	5.7 × 5.1 × 2.25	2.4G-LAN	2000
TDFM1A-2450T-10AP	2450.0	Fo ± 50.0	2.00	2.00	20, 16 (Fo - 280, + 280)	4.5 × 5.2 × 2.0	2.4G-LAN	2000
TDFM1B-2450T-10AP	2450.0	Fo ± 50.0	2.30	2.00	35, 30 (Fo - 430, + 350)	6.5 × 5.1 × 2.0	2.4G-LAN	1500
TDFM1C-2450T-10AP	2450.0	Fo ± 50.0	3.00	2.00	21, 32 (Fo ± 150, - 200)	9.0 × 5.15 × 2.0	2.4G-LAN	1500
TDFS8A-2450T-13AP	2450.0	Fo ± 50.0	2.00	2.00	40 (Fo - 500)	3.2 × 3.0 × 1.8	2.4G-LAN	2000
TDF2A-2484E-11AP	2484.0	Fo ± 13.0	3.00	1.60	35, 30 (Fo ± 350, ± 700)	5.7 × 5.1 × 2.25	2.4G-LAN	2000
TDF2A-2484E-12AP	2484.0	Fo ± 13.0	2.00	1.60	25, 30 (Fo ± 350, ± 700)	5.7 × 5.1 × 2.25	2.4G-LAN	2000
TDFM1A-2484E-10AP	2484.0	Fo ± 13.0	2.00	2.00	25, 30 (Fo ± 350, ± 700)	4.5 × 5.1 × 2.0	2.4G-LAN	2000
TDFM1A-2484E-11AP	2484.0	Fo ± 13.0	3.00	2.00	35, 30 (Fo ± 350, ± 700)	4.5 × 5.2 × 2.0	2.4G-LAN	2000
TDFM1B-2350T-11AP	2350.0	Fo ± 50	2.30	2.00	35,30(1920,2700)	6.5 × 5.35 × 2.0	WiMAX	1500
TDFM1B-2546S-10AP	2546.0	Fo ± 46.5	1.80	2.00	44, 40 (Fo ± 412.5, ± 868.5)	6.5 × 4.05 × 1.90	WiMAX	2000
TDFM1B-2639S-10AP	2639.5	Fo ± 46.5	1.50	2.00	33, 35 (Fo ± 410.5, ± 866.5)	6.5 × 4.75 × 1.90	WiMAX	2000
TDFM3B-2593X-10A-01P	2593.0	Fo ± 97	2.00	2.00	25(2275)	6.5 × 4.5 × 2.5	WiMAX	1500
TDFH4C-2593X-10AP	2593.0	Fo ± 97	2.00	2.00	55,40, 30 (1393,2041,2377)	11.5 × 5.9 × 3.8	WiMAX	500
TDFM3B-2596X-10AP	2596.0	Fo ± 96	2.00	2.00	24,20(2200,3200)	6.5 × 4.5 × 2.5	WiMAX	1500
TDFM1B-2639S-10AP	2639.5	Fo ± 46.5	1.50	2.00	33, 35 (Fo ± 410.5, ± 866.5)	6.5 × 4.75 × 1.90	WiMAX	2000
TDFS1C-3449T-10AP	3449.75	Fo ± 50.25	1.50	2.00	40, 45 (Fo - 862, - 406)	6.5 × 4.4 × 2.0	Wi MAX	2000
TDFM2A-3549T-10AP	3549.75	Fo ± 50.25	1.40	2.00	31, 33 (Fo - 882, - 406)	4.5 × 4.5 × 2.25	Wi MAX	2000
TDFM2A-4995X-10A-01P	4995.0	Fo ± 95.5	1.50	2.00	20 (Fo - 795)	4.5 × 3.3 × 2.25	5G-LAN	2000
TDFM2C-4995X-10AP	4995.0	Fo ± 95.5	3.10	2.00	35, 50 (Fo - 560, Fo + 560)	9.0 × 3.3 × 2.25	5G-LAN	2000
TDFS8A-5075Z-10AP	5075.0	Fo ± 175.0	1.25	2.00	20 (4200)	3.2 × 3.25 × 1.8	5G-LAN	2000
TDFM2C-5250X-10AP	5250.0	Fo ± 100.0	3.00	2.00	35 (Fo - 400)	9.0 × 3.1 × 2.25	5G-LAN	2000
TDFS8A-5250X-10AP	5250.0	Fo ± 100.0	1.50	2.00	20 (Fo - 800)	3.2 × 3.2 × 1.8	5G-LAN	2000
TDFS8A-5437Z-10AP	5437.5	Fo ± 287.5	1.20	2.00	25 (Fo - 1937.5)	3.2 × 3.05 × 1.87	5G-LAN	2000
TDFS8A-5500Z-10AP	5500.0	Fo ± 350.0	1.00	2.00	25 (3500)	3.2 × 3.05 × 1.8	5G-LAN	2000
TDFM2A-5775T-10A-01P	5775.0	Fo ± 50.0	3.30	2.70	28 (5225.0~5325.0)	4.5 × 2.9 × 2.25	5G-LAN	2000
TDFM2A-5775V-11AP	5775.0	Fo ± 75.0	1.50	2.00	7,8 (Fo - 425, + 515)	4.5 × 2.9 × 2.25	5G-LAN	2000

製品例

TDFH4C-2593X-10AP



Typical Characteristics 代表特性例



TDF series for Mobile & Cordless Phone

SELECTION GUIDE FOR STANDARD DEVICES

- The Part Numbers shown in the table below are standard devices, which are readily available. We will design and manufacture modified and custom devices with specific characteristics to meet your requirements. If you do not find the device for your application in this catalog, please contact our sales or representative office.
- RoHS compliant

- 下記の表に示す製品番号は、標準品です。お客様のご要望に合わせて設計、製作いたしますので、お客様の用途に適合する仕様が見当たらない場合は、当社営業所または代理店にご連絡ください。
- RoHS指令対応

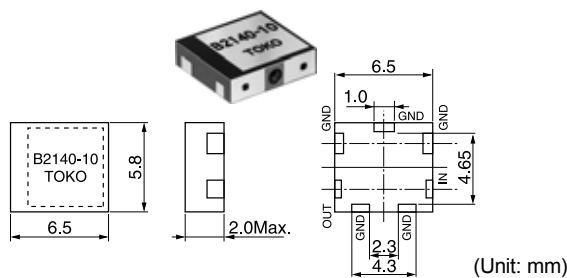
TDF Series

品番	中心周波数	帯域幅	挿入損失	V.S.W.R.	選択度	外形寸法	用途	個数/リール
Part Number	Center Frequency (MHz)	Bandwidth (MHz)	Insertion Loss (dB) Max.	V.S.W.R. in BW Max.	Selectivity (dB) Min. (MHz)	Dimension (mm) W x L x T (Max.)	Application	Pcs/Reel
TDF2A-836E-10AP	836.5	Fo ± 12.5	2.70	2.00	6 (Fo ± 32.5)	5.7 × 9.9 × 2.25	Cellular	1500
TDF2A-881E-10AP	881.5	Fo ± 12.5	2.70	2.00	6 (Fo ± 32.5)	5.7 × 9.4 × 2.25	Cellular	1500
TDFS8A-904A-11AP	904.0	Fo ± 1.0	3.00	2.00	40 (Fo ± 140)	3.2 × 8.5 × 1.8	900M-CT	2000
TDFM2A-915E-10AP	915.0	Fo ± 13.0	3.00	2.00	12 (Fo ± 50)	4.5 × 7.7 × 2.25	900M-CT	1500
TDFM2B-915E-10AP	915.0	Fo ± 13.0	3.50	2.00	18 (Fo ± 50)	6.5 × 7.9 × 2.25	900M-CT	1500
TDFS1B-915E-10AP	915.0	Fo ± 13.0	4.50	2.00	32, 25 (Fo - 77.5, + 77.5)	4.5 × 8.3 × 2.0	900M-CT	1500
TDFS8A-915E-10AP	915.0	Fo ± 13.0	3.20	2.00	25, 17 (Fo - 77.5, + 77.5)	3.2 × 8.4 × 1.8	900M-CT	1500
TDFM1A-930A-12AP	930.5	Fo ± 1.5	3.50	2.00	40 (Fo - 90)	4.5 × 7.5 × 2.0	PAGER	1500
TDFM2A-1090C-11AP	1090.0	Fo ± 7.0	5.50	2.50	35, 33 (Fo - 80, + 80)	4.5 × 7.6 × 2.25	CATV	1500
TDFM1B-1747O-11AP	1747.5	Fo ± 37.5	3.00	2.00	8, 25 (Fo ± 80, ± 160)	6.5 × 4.75 × 2.0	Cellular	1500
TDFM1B-1842O-11AP	1842.5	Fo ± 37.5	3.00	2.00	8, 25 (Fo ± 80, ± 160)	6.5 × 4.5 × 2.0	Cellular	1500
TDFM2C-1870L-11AP	1870.0	Fo ± 30.0	2.00	2.00	10(Fo - 120)	9.0 × 6.25 × 2.1	Cellular	1500
TDFM1B-1880L-11AP	1880.0	Fo ± 30.0	3.00	2.00	34, 39 (Fo ± 190, ± 240)	6.5 × 4.4 × 2.0	Cellular	2000
TDFM3C-1880L-11AP	1880.0	Fo ± 30.0	4.00	2.00	12 (Fo + 50)	9.0 × 6.8 × 2.8	Cellular	1500
TDF3B-1900H-11AP	1900.0	Fo ± 20.0	1.10	1.80	20 (Fo - 480, + 210)	6.5 × 5.3 × 3.0	PHS	1500
TDFM3A-1900H-10AP	1900.0	Fo ± 20.0	1.70	1.60	12, 20 (Fo - 140, + 241)	4.5 × 3.8 × 2.8	PHS	2000
TDF3A-1907E-18AP	1907.0	Fo ± 12.5	0.75	1.50	45, 15 (Fo - 486, - 237)	5.7 × 6.1 × 3.0	PHS	2000
TDF3A-1907E-19AP	1907.0	Fo ± 12.5	0.65	1.50	35, 13 (Fo - 486, - 237)	5.7 × 5.9 × 3.0	PHS	2000
TDFM3A-1907E-11AP	1907.0	Fo ± 12.0	1.60	1.50	35, 40 (Fo - 486, - 237)	4.5 × 3.8 × 2.8	PHS	2000
TDFM1B-1920V-10AP	1920.0	Fo ± 70.0	2.00	2.00	25, 25 (Fo - 350, + 780)	6.5 × 4.1 × 2.0	Cellular	2000
TDFM1B-1950L-10A-01P	1950.0	Fo ± 30.0	3.30	2.00	25 (Fo - 230, + 160)	6.5 × 4.2 × 2.0	Cellular	2000
TDFM3C-1950L-10A-01P	1950.0	Fo ± 30.0	4.00	2.00	10(Fo ± 50)	9.0 × 6.55 × 2.6	Cellular	1500
TDFM1B-1960L-11AP	1960.0	Fo ± 30.0	3.00	2.00	34, 39 (Fo ± 190, ± 240)	6.5 × 4.2 × 2.0	Cellular	2000
TDFM3B-1960L-13AP	1960.0	Fo ± 30.0	3.30	2.00	20 (1850~1910)	6.5 × 6.0 × 2.8	Cellular	1500
TDFM3C-1960L-10AP	1960.0	Fo ± 30.0	4.00	2.00	12 (Fo - 50)	9.0 × 6.4 × 2.8	Cellular	1500
TDFM1B-2140L-10AP	2140.0	Fo ± 30.0	3.30	2.00	25 (Fo ± 160)	6.5 × 5.85 × 2.0	Cellular	1500
TDFM2C-2140L-10AP	2140.0	Fo ± 30.0	2.00	2.00	10(Fo - 160)	9.0 × 6.4 × 2.1	Cellular	1500
TDFM2C-2140L-11A-01P	2140.0	Fo ± 30.0	3.00	1.50	20(Fo ± 160)	9.0 × 5.8 × 2.1	Cellular	1500
TDFS8B-2140L-10AP	2140.0	Fo ± 30.0	3.00	2.00	32(Fo - 160)	4.5 × 3.65 × 1.7	Cellular	2000
TDFM1B-2350X-12A-01P	2350.0	Fo ± 90.0	2.10	2.00	12(Fo - 240, + 200)	6.5 × 5.4 × 1.9	Cellular	1500
TDFS1C-3500X-11A-02P	3500.0	Fo ± 100.0	2.00	2.00	40(Fo - 400)	6.5 × 4.3 × 1.9	Cellular	2000

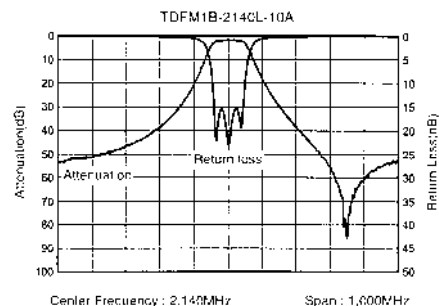
Input Output impedance / 入出力インピーダンス: 50Ω

製品例

TDFM1B-2140L-10AP



Typical Characteristics 代表特性例



TDF series for Other Applications

SELECTION GUIDE FOR STANDARD DEVICES

- The Part Numbers shown in the table below are standard devices, which are readily available. We will design and manufacture modified and custom devices with specific characteristics to meet your requirements. If you do not find the device for your application in this catalog, please contact our sales or representative office.
- RoHS compliant

- 下記の表に示す製品番号は、標準品です。お客様のご要望に合わせ設計、製作いたしますので、お客様の用途に適合する仕様が見当たらない場合は、当社営業所または代理店にご連絡ください。
- RoHS指令対応

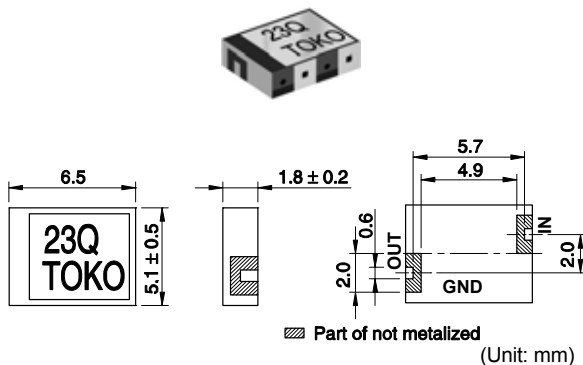
TDF Series

品番	中心周波数	帯域幅	挿入損失	V.S.W.R.	選択度	外形寸法	用途	個数/リール
Part Number	Center Freq. (MHz)	Bandwidth (MHz)	Insertion Loss (dB) Max.	V.S.W.R. in BW	Selectivity (dB) Min. (MHz)	Dimension (mm) W x L x T (Max.)	Application	Pcs/Reel
TDFS8A-1472H-10AP	1472.0	Fo ± 20.0	1.50	2.00	30, 19 (Fo - 567, Fo + 248)	3.2 x 5.6 x 1.7	DAB	2000
TDFM2B-1472H-10AP	1472.0	Fo ± 20.0	3.00	2.00	34, 36 (Fo ± 215, - 450)	6.5 x 5.55 x 2.25	DAB	1500
TDFM3A-1472H-10AP	1472.0	Fo ± 20.0	1.80	2.00	38 (Fo - 422)	4.5 x 5.3 x 2.8	DAB	2000
TDFM3A-1472H-14AP	1472.0	Fo ± 20.0	1.50	2.00	42 (Fo - 230)	4.5 x 5.25 x 2.8	DAB	2000
TDFM3A-1238I-10AP	1238.5	Fo ± 21.5	1.80	2.00	10 (Fo ± 140)	4.5 x 6.6 x 2.8	GPS+GLONASS	2000
TDFM3A-1590J-10AP	1590.0	Fo ± 25.0	2.00	2.00	10 (Fo ± 140)	4.5 x 5.1 x 2.8	GPS+GLONASS	2000
TDFM3C-1590H-10AP	1590.0	Fo ± 16.0	3.20	2.00	25 (Fo ± 50)	9.0 x 6.8 x 2.5	GPS+GLONASS	1500
TDF3A-1227B-10AP	1227.0	Fo ± 5.0	1.20	2.00	20 (Fo ± 140)	5.7 x 7.5 x 3.0	GPS(L2)	1500
TDF2A-1575B-11AP	1575.4	Fo ± 5.0	5.50	2.30	22 (Fo - 50)	5.7 x 5.4 x 2.25	GPS(L1)	2000
TDF2A-1575B-12AP	1575.4	Fo ± 5.0	2.70	2.00	30, 28 (Fo - 140, + 140)	5.7 x 5.2 x 2.25	GPS(L1)	2000
TDF2A-1575B-13AP	1575.4	Fo ± 5.0	1.00	2.00	7 (Fo ± 140)	5.7 x 5.2 x 2.25	GPS(L1)	2000
TDF3A-1575B-10AP	1575.4	Fo ± 5.0	2.70	2.00	30, 28 (Fo - 140, + 140)	5.7 x 5.4 x 3.0	GPS(L1)	2000
TDFM1A-1575A-13AP	1575.4	Fo ± 1.0	4.00	2.00	18 (Fo ± 50)	4.5 x 5.4 x 1.9	GPS(L1)	2000
TDFM1B-1575A-10AP	1575.4	Fo ± 1.0	5.50	2.00	30.5 (Fo ± 50)	6.5 x 5.1 x 1.9	GPS(L1)	1500
TDFM2A-1575A-10AP	1575.4	Fo ± 1.0	3.20	2.00	30, 28 (Fo - 140, + 140)	4.5 x 5.25 x 2.25	GPS(L1)	2000
TDFM2A-1575A-11AP	1575.4	Fo ± 1.0	5.50	2.30	22 (Fo - 50)	4.5 x 5.2 x 2.25	GPS(L1)	2000
TDFS8A-1575A-10AP	1575.4	Fo ± 1.0	1.00	2.00	25, 5 (Fo - 726.5, + 275)	3.2 x 5.3 x 1.8	GPS(L1)	2000
TDFS1C-2326C-10AP	2326.0	Fo ± 7.0	2.00	2.00	10, 6 (Fo - 100, + 100)	5.0 x 4.6 x 2.0	SDARS	2000
TDFS1C-2326C-11AP	2326.0	Fo ± 7.0	3.00	2.00	30, 25 (Fo - 100, + 100)	5.0 x 4.6 x 2.0	SDARS	2000
TDFS8A-2326C-10AP	2326.0	Fo ± 7.0	2.80	2.00	20 (Fo - 200, + 200)	3.2 x 3.5 x 1.8	SDARS	2000
TDFS8B-2326C-10A-01P	2326.0	Fo ± 7.0	4.50	2.00	24, 19 (Fo - 100, + 100)	4.5 x 3.4 x 1.8	SDARS	2000
TDFM1B-2332E-10AP	2332.5	Fo ± 12.5	2.80	2.00	32, 32 (Fo - 226, + 239)	6.5 x 5.35 x 2.0	SDARS	1500
TDFS1C-2332E-10AP	2332.5	Fo ± 13.0	2.00	2.00	37, 37 (Fo - 222.5, + 227.5)	6.5 x 5.1 x 2.0	SDARS	1500
TDFS8A-2338B-11AP	2338.5	Fo ± 6.25	3.80	2.00	30 (Fo ± 200)	3.2 x 3.55 x 1.8	SDARS	2000
TDFS8A-2338E-10AP	2338.5	Fo ± 12.5	3.40	2.00	37, 25 (Fo - 200, + 200)	3.2 x 3.3 x 1.8	SDARS	2000
TDFS8A-2338C-12AP	2338.5	Fo ± 7.0	3.00	2.00	28 (Fo ± 230)	3.2 x 3.5 x 1.8	SDARS	2000
TDFS1C-2338B-11AP	2338.75	Fo ± 6.25	3.50	2.00	20 (Fo ± 56.5)	5.9 x 4.4 x 2.0	SDARS	2000
TDF2A-2500A-12AP	2500.0	Fo ± 2.0	5.00	2.00	20, 25 (Fo ± 60, ± 90)	5.7 x 5.2 x 2.25	VICS	2000
TDFM2A-5800B-11AP	5800.0	Fo ± 5.0	3.00	2.00	20 (Fo ± 400)	4.5 x 2.9 x 2.25	ETC/DSRC	2000
TDFS8A-5810P-10AP	5810.0	Fo ± 40.0	2.50	2.00	20 (5400)	3.2 x 2.9 x 1.8	ETC/DSRC	2000

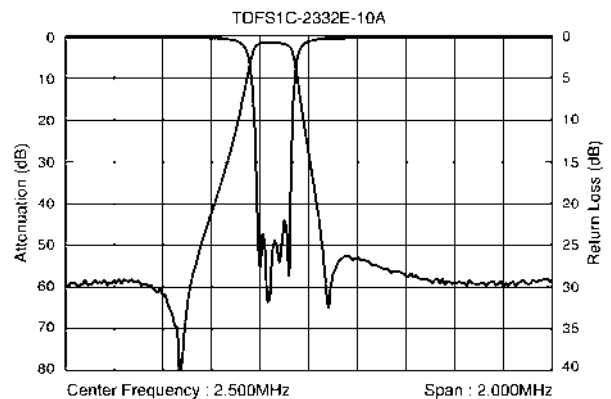
Input Output impedance / 入出ラインピーダンス: 50Ω

製品例

TDFS1C-2332E-10AP



Typical Characteristics 代表特性例

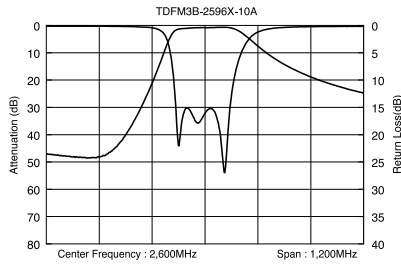


製品例

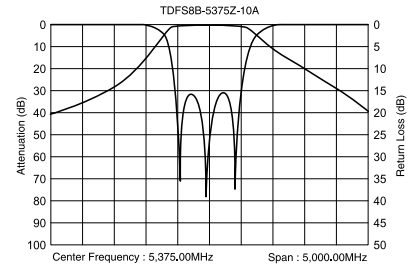
TDF for Wireless Broadband Communication



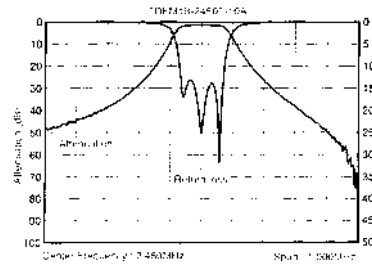
6.5×4.5×2.5mm Max.



4.5×3.05×1.8mm Max.



6.5×5.1×2.0mm Max.

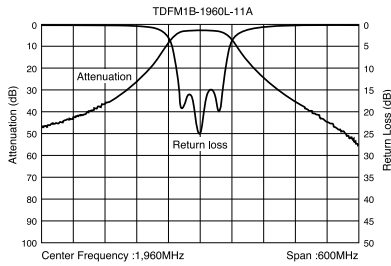


製品例

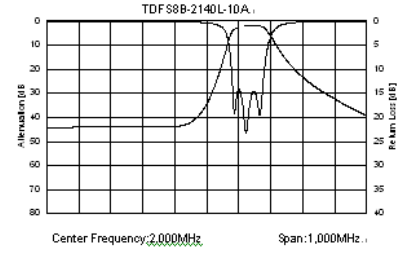
TDF for Mobile & Cordless Phone



6.5×4.2×2.0mm Max.



4.5×3.65×1.7mm Max.

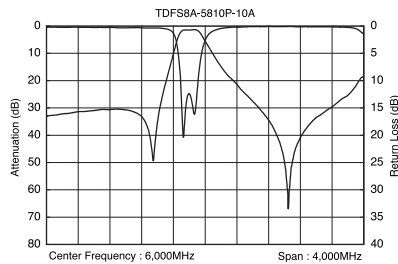


製品例

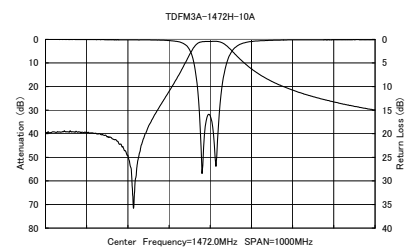
TDF for Other Applications



3.2×2.9×1.8mm Max.



4.5×5.25×2.8mm Max.



9.0×6.8×2.6mm Max.

