

# MICHIGAN STATE



'19-20 MEDIA GUIDE





# ROAD

# TO THE



BACK - TO - BACK

## BIG TEN CHAMPS



## BIG TEN TOURNAMENT CHAMPS







SPARTANS HEADED TO THE

SWEET SIXTEEN


**2019-20 SCHEDULE** 4

**THE STAFF** 5-22

Tom Izzo	6-14
Dwayne Stephens	15
Mike Garland	16
Dane Fife	17
Thomas/Denisco/Herner	18
Richey/Repp/Pruder	19
Wojcik/Roberts	20
Support Staff	21
Managers/Office Assistants	22

**2019-20 SPARTANS** 23-80

Kyle Ahrens	24-27
Marcus Bingham Jr.	28-29
Gabe Brown	30-31
Braden Burke	32-33
Conner George	34-35
Malik Hall	36-37
Joey Hauser	38-39
Aaron Henry	40-41
Jack Hoiberg	42-43
Steven Izzo	44-45
Thomas Kithier	46-47
Joshua Langford	48-51
Foster Loyer	52-53
Julius Marble	54-55
Xavier Tillman	56-59
Brock Washington	60-61
Rocket Watts	62-63
Cassius Winston	64-67
Game-By-Game Stats	68-80

**2018-19 REVIEW** 81-112

2018-19 Results	82
2018-19 Box Scores	83-110
2018-19 Statistics	111
2018-19 Big Ten Recap	112

**HISTORY & TRADITION** 113-140

1979 NCAA Champions	114
2000 NCAA Champions	115
Championship Teams	116-118
All-Americans	119-125
Retired Jerseys	126
Honors and Awards	127-133
Spartan NBA Draft Picks	134-135
Spartans In The NBA	135-136
NBA Honors	137
NBA Spartans All-Time Stats	138
USA Basketball	139
Spartan Captains	140

**SPARTAN RECORDS** 141-222

Scoring Records	142-143
1,000-Point Scorers	144-150
Rebounding Records	151-152
Field-Goal Records	152-153
Free-Throw Records	154-155
3-Point Field Goal Records	155-156
Assist/Steal/Block Records	157-158
Miscellaneous Records	159
Freshman Records	160
Opponent Records	161
Breslin Center Records	162
All-Time Summary	163-164

Year-By-Year Statistics	165-166
Yearly Attendance	167
All-Time Coaching Records	168
Year-By-Year Results	169-195
All-Time Record Vs. Opp.	196-213
All-Time Letterwinners	214-222

**POSTSEASON HISTORY** 223-242

Big Ten Tournament History	224-225
Big Ten Tournament Records	226
NCAA Tournament History	227-229
NCAA Tournament Records	230
NCAA Tournament Factoids	231
1957 Final Four	232
1979 Final Four	233
1999 Final Four	234
2000 Final Four	235
2001 Final Four	236
2005 Final Four	237
2009 Final Four	238
2010 Final Four	239
2015 Final Four	240
2019 Final Four	241-42

**MEDIA INFORMATION** 243-253

Board of Trustees/President	244
Athletics Director Bill Beekman	245
Breslin Center Information	246
Gilbert Pavilion/Izzo Hall of History	247
Media Information	248
Spartan Sports Network	249
BTN/Big Ten Conference	250
Composite Schedule	251
Opponent Information	252
TV/Radio Roster	253

**2019-20 MICHIGAN STATE ROSTER**

NO.	NAME	POS.	HT.	WT.	CLASS	HOMETOWN/HIGH SCHOOL
0	Kyle Ahrens	G/F	6-6	210	R-Sr.	Versailles, Ohio/Versailles
1	Joshua Langford	G	6-5	200	Sr.	Huntsville, Ala./Madison Academy
2	Rocket Watts	G	6-2	184	Fr.	Detroit, Mich./SPIRE Academy (Ohio)
3	Foster Loyer	G	6-0	175	So.	Clarkston, Mich./Clarkston
5	Cassius Winston	G	6-1	185	Sr.	Detroit, Mich./Univ. of Detroit Jesuit
10	Jack Hoiberg	G	5-11	175	R-So.	Burr Ridge, Ill./Hinsdale Central
11	Aaron Henry	F	6-6	210	So.	Indianapolis, Ind./Ben Davis
13	Steven Izzo	G	5-8	150	Fr.	East Lansing, Mich./Lansing Catholic
14	Brock Washington	G	6-4	200	R-So.	Southfield, Mich./Southfield Christian
15	Thomas Kithier	F	6-8	230	So.	Clarkston, Mich./Clarkston
20	Joey Hauser	F	6-9	220	R-So.	Stevens Point, Wis./Stevens Point (Marquette)
23	Xavier Tillman	F	6-8	245	Jr.	Grand Rapids, Mich./Grand Rapids Christian
25	Malik Hall	F	6-7	215	Fr.	Aurora, Ill./Sunrise Christian Academy (Kan.)
30	Marcus Bingham Jr.	F	6-11	225	So.	Grand Rapids, Mich./GR Catholic Central
34	Julius Marble	F	6-8	225	Fr.	Dallas, Texas/Dallas Jesuit
40	Braden Burke	F	7-0	245	R-Jr.	Stevensville, Mich./Lakeshore (Robert Morris)
41	Conner George	G	6-4	205	R-Sr.	Okemos, Mich./Okemos
44	Gabe Brown	F	6-7	210	So.	Ypsilanti, Mich./Belleville

**HEAD COACH:** Tom Izzo (25th Year)

**ASSOCIATE HEAD COACH:** Dwayne Stephens (17th Year)

**ASSOCIATE HEAD COACH:** Dane Fife (9th Year)

**ASSISTANT COACH:** Mike Garland (20th Year)

**DIRECTOR OF BASKETBALL OPERATIONS:** David Thomas

**VIDEO COORDINATOR:** Drew Denisco

**ASSISTANT VIDEO COORDINATOR:** Doug Herner

**ATHLETIC TRAINER:** Nick Richey

**EQUIPMENT MANAGER:** Dave Pruder

**STRENGTH & CONDITIONING COACH:** Marshall Repp

**GRADUATE MANAGERS:** Chris Fowler, Lourawls "Tum Tum" Nairn Jr.

**PRONUNCIATION GUIDE**

Kyle Ahrens	Arns
Jack Hoiberg	Hoy-berg
Thomas Kithier	Kith-e-er
Cassius Winston	Cash-ess



## UNIVERSITY INFORMATION

Location	East Lansing, Mich.
Enrollment	50,351
Founded	1855
Nickname	Spartans
Colors	Green and White
President	Samuel L. Stanley Jr., M.D.
Athletics Director	Bill Beekman
Department Phone	(517) 355-1623
Conference	Big Ten
Arena/Capacity	Breslin Center/14,797
All-Time Record at Breslin	410-60/Since 1989
Press Row Phone	(517) 353-1626
Ticket Office Phone	(517) 355-1610 or 1-800-GO-STATE

## COACHING STAFF

Head Coach	Tom Izzo (Northern Michigan, '77)
MSU Record/Years	606-232/24
Overall Record/Years	606-232/24
Associate Head Coach	Dwayne Stephens (Mich. St., '93)
Assistant Coach	Mike Garland (Northern Michigan, '77)
Associate Head Coach	Dane Fife (Indiana, 2002)

Director of Basketball Operations	David Thomas
Video Coordinator	Drew Denisco
Assistant Video Coordinator	Doug Herner
Executive Assistant	Garrett Briningstool
Office Coordinator	Cedes Powers
Equipment Manager	Dave Pruder
Athletic Trainer	Nick Richey
Strength & Conditioning Coach	Marshall Repp

Basketball Office Phone	(517) 355-1643
Basketball Office Fax	(517) 432-1018
Basketball Mailing Address	534 Birch Road, Room 150 East Lansing, Mich. 48824

## ATHLETIC COMMUNICATIONS

Associate AD/Communications	Matt Larson
Associate Director/Basketball Contact	Mike "Mex" Carey
Office Phone	(517) 355-2271
Office Fax	(517) 353-9636
Larson's E-mail	larson@ath.msu.edu
Carey's E-mail	carey@ath.msu.edu
Web Site	msuspartans.com
Mailing Address	550 S. Harrison Road East Lansing, Mich. 48823
Radio Network	Spartan Sports Network
Contact Person	Will Tieman
Phone	(517) 337-1776



# SPARTAN SOCIAL CORNER

## TEAM INFORMATION

2018-19 Overall Record	32-7
2018-19 Home Record	15-1
2018-19 Road Record	8-4
2018-19 Neutral Record	9-2
2018-19 Big Ten Record/Finish	16-4/t-1st
2018-19 Big Ten Home Record	9-1
2018-19 Big Ten Road Record	7-3
Final 2019 Ranking	ESPN/USA Today - #3; AP - #5
2019 Postseason	NCAA Final Four
Returning Starters	3 (2 G, 1 F)
Letterwinners Returning	13 (7 G, 4 F)
Letterwinners Lost	3 (1 G, 2 F)
Top Returners	Cassius Winston (Sr., G, 18.8 ppg, 7.5 apg) Joshua Langford (Sr., G, 15.0 ppg, 3.6 rpg) Xavier Tillman (Jr., F, 10.0 ppg, 7.3 rpg) Aaron Henry (So., F, 6.1 ppg, 3.8 rpg)

Newcomers	5 (2 G, 3 F)
	Malik Hall (F, 6-7, 215, Fr., Aurora, Ill.) Joey Hauser (F, 6-9, 220, R-So., Stevens Point, Wis.) Steven Izzo (G, 5-8, 150, Fr., East Lansing, Mich.) Julius Marble (F, 6-8, 225, Fr., Dallas, Texas) Rocket Watts (G, 6-2, 184, Fr., Detroit, Mich.)

## PROGRAM HISTORY

First Season of Competition	1898-99
All-Time Record	1,730-1,093
NCAA Appearances	33
(1957, 1959, 1978, 1979, 1985, 1986, 1990, 1991, 1992, 1994, 1995, 1998, 1999, 2000, 2001, 2002, 2003, 2004, 2005, 2006, 2007, 2008, 2009, 2010, 2011, 2012, 2013, 2014, 2015, 2016, 2017, 2018, 2019)	
Final Four Appearances	10
(1957, 1979, 1999, 2000, 2001, 2005, 2009, 2010, 2015, 2019)	
NCAA Tournament Record	69-32
NCAA Championships	2 (1979, 2000)
Big Ten Championships	15
(1957, 1959, 1967, 1978, 1979, 1990, 1998, 1999, 2000, 2001, 2009, 2010, 2012, 2018, 2019)	
Big Ten Tournament Championships	6
(1999, 2000, 2012, 2014, 2016, 2019)	

**CREDITS** - The 2019-20 Michigan State Men's Basketball Media Guide is a production of the MSU Athletic Communications Office. Written, compiled and edited by Associate AD/Communications Matt Larson and Associate Director Mex Carey. Additional assistance from Athletic Communications staff assistants Johnny Obholz and Angie Bazzano and student assistants Sidney Binger, Nick Shammass, Dan Waller and Skylar Berenbrock. Cover, template and player bio design by Director of Graphic Design Kyle Barnes with assistance from Graphic Design student assistants Brady Carlson and Katie Quinlan. Editorial assistance from Athletic Communication associate director Ben Phlegar and assistant directors Jeff Barnes, Kara Fisher and Zach Fisher. Photos courtesy of Matthew Mitchell/Matthew Mitchell Photography; Dale Young/Detroit News; Rey Del Rio/Del Rio Images; NBA Photos; Naismith Memorial Basketball Hall of Fame; Bruce Schwartzman/Schwartzman Sports Photography; USA Basketball. Printing by BRD Printing, Lansing, Michigan.



## 2019-20 SCHEDULE

## OCTOBER

Tues.	29	ALBION (exhibition) (BTN Plus)	East Lansing, Mich.	7 p.m.
-------	----	--------------------------------	---------------------	--------

## NOVEMBER

Tues.	5	vs. Kentucky (Champions Classic) (ESPN)	New York, N.Y.	9:30 p.m.
Sun.	10	BINGHAMTON (BTN)	East Lansing, Mich.	7 p.m.
Thu.	14	at Seton Hall (Gavitt Tipoff Games) (FS1)	Newark, N.J.	8:30 p.m.
<b>MAUI INVITATIONAL</b>				
Mon.	18	CHARLESTON SOUTHERN (BTN)	East Lansing, Mich.	6:30 p.m.
Mon.	25	vs. Virginia Tech (ESPN2)	Maui, Hawaii	5 p.m.
Tues.	26	vs. Dayton/Georgia (ESPN/ESPN2)	Maui, Hawaii	2:30/8 p.m.
Wed.	27	TBA (ESPN/ESPN2/ESPNU)	Maui, Hawaii	7:30 p.m.

## DECEMBER

Sun.	3	DUKE (ACC/Big Ten Challenge) (ESPN)	East Lansing, Mich.	9:30 p.m.
Sun.	8	RUTGERS (BTN)	East Lansing, Mich.	7 p.m.
Sat.	14	vs. Oakland (ESPN2)	Detroit, Mich.	noon
Wed.	18	at Northwestern (BTN)	Evanston, Ill.	8 p.m.
Sat.	21	EASTERN MICHIGAN (BTN)	East Lansing, Mich.	7 p.m.
Sun.	29	WESTERN MICHIGAN (BTN)	East Lansing, Mich.	6/8 p.m.

## JANUARY

Thu.	2	ILLINOIS * (FS1)	East Lansing, Mich.	8 p.m.
Sun.	5	MICHIGAN * (CBS)	East Lansing, Mich.	1:30/4:30 p.m.
Thu.	9	MINNESOTA * (ESPN)	East Lansing, Mich.	9 p.m.
Sun.	12	at Purdue * (CBS)	West Lafayette, Ind.	noon/3 p.m.
Fri.	17	WISCONSIN * (FS1)	East Lansing, Mich.	7 p.m.
Thu.	23	at Indiana * (FS1)	Bloomington, Ind.	8:30 p.m.
Sun.	26	at Minnesota * (FOX)	Minneapolis, Minn.	3 p.m.
Wed.	29	NORTHWESTERN * (BTN)	East Lansing, Mich.	6:30 p.m.

## FEBRUARY

Sat.	1	at Wisconsin (FOX)	Madison, Wis.	1 p.m.
Tues.	4	PENN STATE * (BTN)	East Lansing, Mich.	8 p.m.
Sat.	8	at Michigan * (FOX)	Ann Arbor, Mich.	noon
Tues.	11	at Illinois * (ESPN)	Champaign, Ill.	9 p.m.
Sat.	15	MARYLAND * (ESPN)	East Lansing, Mich.	6/8 p.m.
Thu.	20	at Nebraska * (FS1)	Lincoln, Neb.	8:30 p.m.
Tue.	25	IOWA * (ESPN)	East Lansing, Mich.	7 p.m.
Sat.	29	at Maryland * (ESPN)	College Park, Md.	4/6/8 p.m.

## MARCH

Tues.	3	at Penn State * (ESPN)	State College, Pa.	7 p.m.
Sun.	8	OHIO STATE * (CBS)	East Lansing, Mich.	4:30 p.m.
Wed.-Sun.	11-15	Big Ten Tournament	Indianapolis, Ind.	
Tues.-Wed.	17-18	NCAA Tournament - First Four	Dayton, Ohio	
Thur.-Sun.	19-22	NCAA Tournament - First & Second Rounds		
Thur.-Sun.	26-29	NCAA Tournament - Regionals		

## APRIL

Sat.	4	NCAA Final Four	Atlanta, Ga.	
Mon.	6	NCAA National Championship	Atlanta, Ga.	

Home games (**BOLD**) played at the Breslin Center

\* Denotes Big Ten Conference game

Game times are Eastern Standard Time and subject to change







**2019-20 COACHES**

25TH SEASON

**TOM** HEAD COACH  
**IZZO**
**22**STRAIGHT NCAA  
TOURNAMENTS**20**NBA DRAFT  
PICKS**15**BIG TEN TITLES -  
REGULAR SEASON &  
TOURNAMENT COMBINED**8**NATIONAL COACH  
OF THE YEAR HONORS**8**FINAL FOUR  
APPEARANCES

Tom Izzo was enshrined in the Naismith Memorial Basketball Hall of Fame on September 9, 2016, cementing his status as one of the game's all-time greats.

Now in his 25th year, Izzo has compiled an impressive list of accomplishments, including the 2000 NCAA National Championship, nine regular-season Big Ten Championships, six Big Ten Tournament titles, eight Final Four appearances, eight National Coach of the Year awards and a Big Ten-record 22 straight NCAA Tournament appearances.

These accomplishments, however, are not what make Izzo one of the best in the game, but rather it is his insatiable desire to accomplish more.

With a career record of 606-232, it's easy to see that Izzo knows how to win, but he also knows how to win the right way. In his 24 years directing the Spartan program, 85 percent of his players who completed their eligibility also left with a degree. In the last 20 years, 59 Spartans have received their undergraduate degrees.

In 24 seasons, Izzo has returned Michigan State to national prominence, placed his name in the NCAA record books and become a leader among college basketball coaches.

Izzo's 606 wins are fifth most by any coach in his first 24 seasons in the history of college basketball. In late November 2009, he passed his mentor Jud Heathcote (340 wins) to become MSU's all-time winningest coach. When the Spartans beat Ohio State in the quarterfinals of the 2019 Big Ten Tournament, Izzo won his 600th career game.

In the NCAA Tournament, Izzo is at his best, winning at a clip of .706 to rank fourth among all active coaches with at least 10 tournament games coached. His 52 NCAA Tournament wins are the most ever for a Big Ten coach, and rank sixth all-time.

A 2015 inductee into the Michigan Sports Hall of Fame, Izzo led MSU to seven Final Four appearances between 1999 and 2015, becoming just the fourth school in college basketball history to do it in any 17-year span, including just the third since the tournament field expanded to 64 teams in 1985. Izzo is one of just two coaches in NCAA history to reach four Final Fours in his first 10 years of coaching, joining Ohio State's Fred Taylor, and is just the second coach in NCAA history to appear in seven Final Fours in a 17-year span since the tournament expanded to 64 teams. His seven Final Four appearances rank fifth all-time, third among active coaches and first all-time among Big Ten coaches. Two stats stand out in Izzo's NCAA Tournament success: 1) MSU is 22-6 in the second game of an NCAA Tournament weekend 2) MSU is 14-11 as the lower-seeded team, while the 14 wins are the most in NCAA Tournament history for any coach.

Through 24 seasons, Izzo is one of the most successful coaches in Big Ten history. His .696 winning percentage in Big Ten games ranks third all-time among league coaches with at least 10 years of service. In all games, Izzo ranks fourth (.723). With 288 conference victories, Izzo ranks second all-time, trailing just Indiana's Bob Knight (353 wins), while also ranking second for most wins at a Big Ten institution (606), trailing just Knight (662).

Furthermore, Izzo brings stability to Michigan State basketball. Including 12 years as an assistant, the 2019-20 season







## IZZO CAREER COACHING RECORD

YEAR	OVERALL	PCT.	BIG		FINISH	POSTSEASON
			TEN	PCT.		
1995-96	16-16	.500	9-9	.500	7th	NIT Second Round
1996-97	17-12	.586	9-9	.500	T-6th	NIT Second Round
1997-98	22-8	.733	13-3	.813	T-1st	NCAA Sweet 16
1998-99	33-5	.868	15-1	.938	1st	NCAA Final Four
1999-2000	32-7	.821	13-3	.813	T-1st	NCAA Champion
2000-01	28-5	.848	13-3	.813	T-1st	NCAA Final Four
2001-02	19-12	.613	10-6	.625	5th	NCAA First Round
2002-03	22-13	.629	10-6	.625	T-3rd	NCAA Elite Eight
2003-04	18-12	.600	12-4	.750	T-2nd	NCAA First Round
2004-05	26-7	.788	13-3	.813	2nd	NCAA Final Four
2005-06	22-12	.647	8-8	.500	T-6th	NCAA First Round
2006-07	23-12	.657	8-8	.500	T-7th	NCAA Second Round
2007-08	27-9	.750	12-6	.667	4th	NCAA Sweet 16
2008-09	31-7	.816	15-3	.833	1st	NCAA Runner Up
2009-10	28-9	.757	14-4	.778	T-1st	NCAA Final Four
2010-11	19-15	.559	9-9	.500	T-5th	NCAA Second Round
2011-12	29-8	.784	13-5	.722	T-1st	NCAA Sweet 16
2012-13	27-9	.750	13-5	.722	T-2nd	NCAA Sweet 16
2013-14	29-9	.784	12-6	.667	T-2nd	NCAA Elite Eight
2014-15	27-12	.692	12-6	.667	T-3rd	NCAA Final Four
2015-16	29-6	.829	13-5	.722	2nd	NCAA First Round
2016-17	20-15	.571	10-8	.556	T-5th	NCAA Second Round
2017-18	30-5	.857	16-2	.889	1st	NCAA Second Round
2018-19	32-7	.821	16-4	.800	T-1st	NCAA Final Four
<b>24 Years</b>	<b>606-232</b>	<b>.723</b>	<b>288-126</b>	<b>.696</b>		

is Izzo's 37th with the Spartans, as he is the longest serving active Big Ten men's basketball head coach. He is also a leader among his peers, serving as the NABC President from April 2010-April 2011, while currently serving as Director Emeritus. He's also held spots on the John R. Wooden Award Board of Governors and the USA Basketball Collegiate Committee.

Over the past 22 seasons, Izzo has compiled an impressive 573-204 (.737) record. A quick look at other stats further demonstrates the Spartans' success over that stretch: 270-111 (.709) in the Big Ten; 313-36 (.897) at the Breslin Center, including a Big Ten record 53-game winning streak; 126-107 (.541) against Top 25 teams (including four wins over No. 1-ranked teams); 84-37 (.694) in postseason play and 52-21 (.712) in the NCAA Tournament.

Individually, players have excelled under Izzo. Twelve Spartans (Charlie Bell, Mateen Cleaves, Paul Davis, Draymond Green, Gary Harris, Drew Neitzel, Adreian Payne, Morris Peterson, Jason Richardson, Denzel Valentine, Miles Bridges and Cassius Winston) have earned some form of All-America honors. Valentine earned six different National Player of the Year awards in 2016 (Associated Press, Basketball Times, NABC, NBC, Sports Illustrated and USA TODAY Sports), and Green was named National Player of the Year by the NABC in 2012. Chris Hill was a three-time Academic All-American, including being named the Academic All-American of the Year in 2005, while Neitzel also earned Academic All-America accolades.

Thirty-seven different players have earned all-conference recognition, including 14 different first-team honorees, six Big Ten Players of the Year (Cleaves, Green, Lucas, Peterson, Valentine, Winston), three Big Ten Freshmen of the Year (Gary Harris, Miles Bridges and Jaren Jackson Jr.) and two Big Ten Defensive Players of the Year (Travis Walton and Jackson Jr.).

One of the reasons for Izzo's success is his ability to recruit some of the nation's most talented high school players. During his time as head coach, Izzo has recruited 15 McDonald's All-Americans (Mateen Cleaves - 1996, Jason Richardson - 1999, Marcus Taylor and Zach Randolph - 2000, Kelvin Torbert - 2001, Paul Davis - 2002, Shannon Brown and Brandon Cotton - 2003, Keith Appling - 2010, Branden Dawson - 2011, Gary Harris - 2012, Deyonta Davis - 2015, Miles Bridges and Joshua Langford - 2016, Jaren Jackson Jr. - 2017). In addition, 11 of the last 19 Michigan Mr. Basketball award winners suited up for the Green and White (1999 - Richardson, 2000 - Taylor, 2001 - Torbert, 2002 - Davis, 2004 - Drew Neitzel, 2009 - Derrick Nix, 2010 - Appling, 2012 - Matt Costello, 2015 - Davis, 2016 - Cassius Winston, 2018 - Foster Loyer), while Shannon Brown won the 2003 Illinois Mr. Basketball Award and Gary Harris won the 2012 Indiana Mr. Basketball Award.

But perhaps even more important to Izzo's success is his ability to take



HEAD COACH **TOM IZZO**

young talent and develop a player's skills, allowing him to grow as a player and go on to play professionally. Under Izzo, Michigan State has had 20 players selected in the NBA Draft, including 19 since 2000, 11 of whom were first rounders (Mateen Cleaves - 2000 first round, Morris Peterson - 2000 first round, Jason Richardson - 2001 first round, Zach Randolph - 2001 first round, Andre Hutson - 2001 second round, Marcus Taylor - 2002 second round, Erazem Lorbek - 2005 second round, Shannon Brown - 2006 first round, Maurice Ager - 2006 first round, Paul Davis - 2006 second round, Goran Suton - 2009 second round, Draymond Green - 2012 second round, Adreian Payne - 2014 first round, Gary Harris - 2014 first round, Branden Dawson - 2015 second round, Denzel Valentine - 2016 first round, Deyonta Davis - 2016 second round, Jaren Jackson Jr. - 2018 first round, Miles Bridges - 2018 first round). Ager, Cleaves, Dawson, D. Davis, P. Davis, Harris, Payne, Richardson, Randolph and Taylor were all high school All-Americans, but Izzo took others who were not ranked in the top 75 coming out of high school, and turned them into NBA talent. In addition, Izzo-recruit Charlie Bell played in the NBA during the 2001-02 season after signing a free agent contract. After a successful stint overseas, Bell played seven more seasons in the NBA. Alan Anderson, a member of the 2005 Final Four team, signed a free agent contract and played two years with the Charlotte Bobcats and, after a stint in Europe, returned for five seasons back in the NBA. In the last four seasons, Kalin Lucas, Keith Appling and Bryn Forbes have also played in the NBA after signing free agent contracts. Numerous other former Spartans have enjoyed lucrative professional careers playing overseas.



Izzo has also emerged as a teacher, not only to his players, but also his assistant coaches. Three current Division I head coaches served as assistants to Izzo, including Brian Gregory (South Florida), Mark Montgomery (Northern Illinois) and Tom Crean (Georgia). In total, eight former assistants have earned head coaching jobs. Current assistant Mike Garland spent three seasons as head coach at Cleveland State following an initial seven-year stint at MSU, while Stan Joplin was also head coach at Toledo for 12 seasons, Jim Boylen served as head coach at Utah for four seasons and Stan Heath served as head coach at Kent State, Arkansas and South Florida over 13 seasons. Doug Wojcik spent nine seasons between Tulsa and College of Charleston.

The 2018-19 season was among the most memorable in Michigan State history under Izzo. The Spartans finished with a 32-7 overall record, the fifth 30-win season under Izzo, won a share of the Big Ten regular season championship, won the Big Ten Tournament Championship for a conference-record sixth time and reached the Final Four for the eighth time in 21 years and the 10th time in program history. Along the way, MSU won the Las Vegas Invitational, beat Michigan three times, including a 65-60 decision in the Big Ten Tournament Championship, and topped No. 1 Duke, 68-67, in the Elite Eight of the NCAA Tournament. MSU finished the year leading the nation in total rebounds (1,580) and total assists (715), while ranking among the top-10 in the country in six other categories: assists per game (3rd, 18.3 apg), total blocks (3rd, 205), field goal percentage defense (3rd, 38.1%), rebound margin (5th, 8.8 rpg), defensive rebounds per game (6th, 29.72 rpg) and blocked shots per game (7th, 5.3 bpg). Of the 27 20-win seasons in Michigan State history, Izzo has been involved in 24 of them, 19 as a head coach and five as an assistant.

Michigan State finished the 2017-18 season with a 30-5 overall record, the fourth 30-win season under Izzo, advanced to the NCAA Tournament for a Big Ten-record 21st straight season and won the program's eighth Big Ten regular season championship. The Spartans set a school record for most wins in a regular season (28), won their first outright Big Ten Regular Season title since 2009, won 16 Big Ten Conference games for the first time and had the fewest losses in a regular season since the 2000-01 team went 24-3. The New Year started with MSU moving into the No. 1 spot in the national rankings for the fifth time in program history, and the fourth time under Izzo. The Spartans had win streaks of 14 games and 13 games during the season, earning a No. 3 seed in the Midwest Region of the NCAA Tournament. MSU finished the year leading the nation in assists per game (19.1), blocked shots per game (7.2), field goal percentage defense (36.7%) and rebound margin (+10.7).



The 2016-17 season saw Michigan State advance to the NCAA Tournament for a Big Ten-record 20th straight season. It was not an easy road, however, to reach the postseason. Before the season started, the Spartans lost senior forwards Ben Carter and Gavin Schilling to season-ending knee injuries. MSU's November was arguably the toughest opening month in college basketball history. In addition to games against four ranked opponents, all away from home, the Spartans traveled more than 13,600 miles in 22 days with trips to Hawaii, New York, North Carolina and the Bahamas. In December, the Spartans played seven contests without lead-







ing scorer Miles Bridges. Despite all the adversity, including losing a third player, Eron Harris, to a season-ending knee injury in February, the Spartans pulled together and used a 5-2 mark in February to earn their way into the NCAA Tournament. When MSU defeated Miami in the first round of the NCAA Tournament, the Spartans secured their 20th win of the season. It was quite an accomplishment for a team that was one of the least experienced (321st) and shortest (291st) in the nation according to KenPom.com.

The 2015-16 season was a milestone year both for Coach Izzo and the Spartans. Michigan State

opened the year by winning its first 13 games, establishing a new school mark for best start to a season. When the Spartans defeated Boston College on November 26, Izzo became the 91st coach in NCAA history to record 500 career wins, with at least 10 seasons in Division I, and just the eighth coach to accomplish the feat in his first 21 seasons. He also became just the 18th coach to win 500 career games in his first collegiate head-coaching stop, and was the eighth-fastest coach to reach 500 wins among those who did it all at one school, accomplishing the feat in 699 games.

On December 7, MSU rose to No. 1 in the regular-season polls for just the fourth time in school history, and the third time under Izzo. The Spartans would hold the top spot for a school-record four weeks. Following a perfect 13-0 non-conference slate, Michigan State would finish second in the Big Ten with a 13-5 mark. A victory over Northwestern gave Izzo 513 for his career, moving past Purdue's Gene Keady for second-most wins at a Big Ten School, trailing only Bob Knight (662). In the Big Ten Tournament, the Spartans defeated Ohio State, Maryland and Purdue to become the first school in Big Ten history to hold five conference tournament titles. The Spartans earned a No. 2 seed in the NCAA Tournament, where they were upset by No. 15 Middle Tennessee. MSU finished the season with a 29-6 record, matching the fourth-best win total in school history, as the Spartans' 26 regular-season victories equaled a school record. Izzo's Spartans were the only team in the nation to win 27 or more games every year from 2011-12 to 2015-16.

Statistically, the 2015-16 season was one of the most impressive in school history. Michigan State led the nation in 3-point field-goal percentage (.434), rebound margin (+11.4), assists per game (20.5) and total assists (719). The Spartans ranked in the top three in eight different categories, and in the Top 10 in 11 different categories. It marked the fifth time in Izzo's career that the Spartans led the nation in rebounding margin. MSU also set school single-season records for assists (719), 3-point field goals made (321) and blocked shots (177). The 719 assists were the 22nd-best total in NCAA history, while MSU recorded an assist on a nation's-best 71.3 percent of its field goals. At 79.8 points per game, the 2015-16 squad was the highest-scoring team of the Izzo era, and the highest-scoring team since 1985-86. In Big Ten Conference games, MSU led the conference in 12 stat categories and was ranked in the top three in 17 of the 21 stats.

The 2014-15 Spartans provided a lesson in resiliency and the power of togetherness. MSU opened the season ranked in the polls, but by Christmas, the Spartans had fallen out of the rankings. Following a home loss to Illinois on Feb. 7, the Spartans stood at 15-8, including just 6-4 in conference. MSU closed the regular season by winning six of its last eight games, including a final week that featured a come-from-behind home finale win over Purdue on Senior Day despite a first-half injury to Branden Dawson, and a regular-season finale victory at Indiana without Dawson. In the Big Ten Tournament, MSU defeated Ohio State and No. 8 Maryland before falling to No. 6 Wisconsin in overtime. The Spartans were disappointed to have let a championship opportunity slip away, but entered the NCAA Tournament on a mission.

Having entered March just hoping to secure a spot in the NCAA Tournament, the postseason run turned a good season into a great one. As the No. 7 seed, MSU opened with a victory over No. 10 Georgia. In the third round, MSU faced No. 2 Virginia for the second-straight season, defeating the Cavaliers to advance to a nation's-best seventh Sweet 16 in the last eight seasons. At the East Regional in Syracuse, the Spartans trailed at the half against both No. 3 Oklahoma in the Sweet 16 and No. 4 Louisville in the Elite Eight, before rallying for a pair of victories to reach the Final Four. Making its nation's-best seventh Final Four appearance in the last 17 seasons, MSU got off to a quick start against No. 1 Duke before falling to the eventual National Champion Blue Devils. MSU would finish 27-12, 12-6 in the Big Ten.

The senior class of 2015 finished tied for the second-winningest class in school history with 112 wins. The 2014-15 Spartans established school single-season records for assists (646) and blocks (176), while the 294 made 3-pointers were second-most in school history. Averaging 16.6 assists per game, the Spartans ranked fifth in the nation, while ranking seventh in assist-to-turnover ratio (1.5). Defensively, MSU posted a .396 field-goal percentage defense, marking the fourth-straight season that Spartan opponents shot less than 40 percent from the field.

The 2013-14 season was not short of highlights. It started early, with No. 2 MSU knocking off No. 1 Kentucky, 78-74, on Nov. 12 in Chicago, in what was the earliest game ever between No. 1 and No. 2. One week later, MSU ascended to No. 1 in the polls, a position it would hold for three weeks – establishing a school record at the time for the longest stay at No. 1. In late November, the Spartans captured the Coaches Vs. Cancer Tournament in Brooklyn, marking MSU's first regular-season, neutral-site tournament championship since December 1998.

HEAD COACH **TOM IZZO**

## BY THE NUMBERS

## Final Four Appearances By Big Ten Coach

COACH	APPEARANCES
1. Tom Izzo (MSU) *	8
2. Bob Knight (Indiana)	5
3. Harold Olsen (Ohio State)	4
Fred Taylor (Ohio State)	4

## Career Big Ten Victories

COACH	VICTORIES
1. Bob Knight (Indiana)	353
2. Tom Izzo (MSU) *	288
3. Gene Keady (Purdue)	265

## Consecutive NCAA Tournament Appear.

COACH	APPEARANCES
1. Mike Krzyzewski (Duke) * #	24
2. Dean Smith (North Carolina)	23
3. Tom Izzo (MSU) * #	22

# Active Streak

## Final Four Appearances

COACH	APPEARANCES
1. Mike Krzyzewski (Duke) *	12
John Wooden (UCLA)	12
3. Dean Smith (North Carolina)	11
4. Roy Williams (Kansas/UNC) *	9
5. Tom Izzo (MSU) *	8

## Final Four Appearances Since 1996

(Izzo's First Season)

COACH	APPEARANCES
1. Tom Izzo (MSU) *	8
2. Roy Williams (Kansas/UNC) *	7
3. Mike Krzyzewski (Duke) *	5
4. John Calipari (Mass./Mem./UK) *	4

## NCAA Tournament Wins

COACH	VICTORIES
1. Mike Krzyzewski (Duke) *	97
2. Roy Williams (Kansas/UNC) *	80
3. Dean Smith (North Carolina)	65
4. Jim Boeheim (Syracuse) *	55
5. Tom Izzo (MSU) *	52
6. Jim Calhoun (N'eastern/UConn)	49
7. Bill Self (Kansas) *	48
8. John Wooden (UCLA)	47

## Most Wins: First 24 Seasons

COACH	VICTORIES
1. Roy Williams (Kansas/UNC) *	675
2. Jerry Tarkanian (LBSU/UNLV)	625
3. Bill Self (Tulsa/Ill./Kansas) *	623
4. John Calipari (Mass./Mem./UK) *	620
5. Tom Izzo (MSU) *	606

\* Active Coach

Injuries proved to be a common storyline during the 2013-14 campaign, as six different players, including each one of MSU's top four scorers, missed multiple games due to injury or illness for a total of 29 games missed. In 19 of 38 games, including 13 of 18 Big Ten contests, the Spartans were without their full allotment of players due to injury. In nine games, Michigan State was without two of its regular rotation players. In total, 11 different Spartans started at least one game, as Izzo employed 15 different starting lineups. The fluctuation led to inconsistent results through much of the Big Ten slate, but by the end of the regular season, MSU was getting healthy.



Playing at full strength, the Spartans played at a different level in the postseason, steamrolling through the Big Ten Tournament. The championship game featured the third meeting of the season between in-state rivals Michigan State and Michigan, marking the first time the Spartans and Wolverines would meet in the conference tournament. Although UM won the two regular-season meetings, this was the first time MSU would feature a complete roster, pulling away early in the second half to capture the fourth tournament championship in school history with a 69-55 victory.

MSU entered the NCAA Tournament as the No. 4 seed in the East Region, but was also a popular pick to advance to the Final Four and even cut down the championship nets. In the second round, Adreian Payne scored an MSU NCAA Tournament record 41 points to defeat Delaware, 93-78. Two days later, the Spartans advanced to the Sweet 16 with an 80-73 win over Harvard. Playing in the East Regional in New York City's Madison Square Garden, Michigan State defeated No. 1 seed Virginia, 61-59. In the Elite Eight, the Spartans held a nine-point lead in the second half against Connecticut, but the eventual National Champion Huskies would rally for a 60-54 victory.

The 2013-14 Spartans finished with a 29-9 record, including 12-6 in the Big Ten, finishing tied for second. The 29 wins tied for the fourth-best total in school history, while MSU established single-season school records for assists (637), made 3-point field goals (307), and blocks (174). Michigan State led the conference in field-goal percentage defense (.397), while ranking second in field-goal percentage (.474) and 3-point field-goal percentage (.392). The Spartans also finished with an all-time low 11.6 turnovers per contest.

In 2012-13, the Spartans collected a 27-9 record, including 13-5 in the Big Ten, against perhaps the nation's most difficult schedule, playing 13 games against ranked opponents. The slate was especially difficult down the stretch as 14 of MSU's last 18 games (postseason included) were against opponents that participated in the NCAA Tournament. Michigan State advanced to its 16th consecutive NCAA Tournament as the No. 3 seed in the Midwest Region, and advanced to the Sweet 16 for the fifth time in the last six seasons, ranking tied for the most in the nation.

On Jan. 16, 2013, Izzo recorded his 200th conference victory against Penn State, joining Mike Krzyzewski (Duke) and Jim Boeheim (Syracuse) as the only active coaches in a power conference with 200 conference wins at their current school. In April, Izzo received the Wayman Tisdale Humanitarian Award, honoring an individual in college basketball who has made a significant impact on society.

The Spartans proved to be dominant defensively once again in 2012-13, pacing the Big Ten in field-goal percentage defense (.390) and steals (8.0 spg), while ranking second in scoring defense (59.1 ppg) and third in 3-point field-goal percentage defense (.300). MSU also continued to be strong on the glass, ranking second in the Big Ten and 10th in the



nation with a +7.6 rebound margin, marking the 11th time that an Izzo-coached team ranked in the Top 10 in the nation.

The 2011-12 season was one of Izzo's most rewarding as head coach. The Spartans entered the season unranked, returning only two players who averaged more than 20 minutes a game the previous season. MSU opened the year with neutral-site losses to No. 1 North Carolina and No. 6 Duke, but responded with 15 straight victories, including road wins at No. 23 Gonzaga and No. 18 Wisconsin, marking the Spartans' first win in Madison since 2001. Keyed by a mid-February win at No. 3 Ohio State, MSU would go on to capture a share of the Big Ten regular-season championship, the seventh of the Izzo era, and head to the Big Ten Tournament where it defeated Ohio State to capture the third Big Ten Tournament title in school history, and the first since 2000. Michigan State was rewarded with a No. 1 seed in the West Region of the NCAA Tournament, where it would advance to the Sweet 16 for the 10th time in the last 15 years, good for second most in the nation. MSU would finish with a 29-8 record.

Statistically, the Spartans finished the 2011-12 season ranked second in the nation in field-goal percentage defense (.379), the best effort by a Spartan squad since 1959. Once again, the Spartans were a dominant presence on the glass, ranking fifth in the nation in rebounding margin (+8.0), and pacing the Big Ten for the 12th time in the last 15 seasons, and the 13th time in his career.

For his efforts, Izzo was named the 2012 Big Ten Coach of the Year by both the league's media and coaches. He also was named Division I National Coach of the Year by the NABC, and was CBSSports.com's pick for national coach of the year as well.

The 2010-11 Spartans finished with a 19-15 mark and advanced to a 14th-straight NCAA Tournament. MSU faced a difficult regular-season schedule that included 18 of 33 games against the RPI Top 50 and 23 of 33 against the RPI Top 100.

Michigan State turned in another great season in 2009-10, capturing a share of a second-straight Big Ten Championship and advancing to a sixth Final Four in 12 seasons. With MSU's 106-68 victory over UMass in the sixth game of the season, Izzo recorded his 341st victory, becoming Michigan State's all-time winningest coach. The Spartans opened Big Ten play with a school-best 9-0 start and captured a share of the regular-season crown with a 14-4 mark. Overall, MSU would finish with a 28-9 record.

The Spartans opened the 2010 NCAA Tournament as a No. 5 seed and advanced through the first weekend with narrow victories over New Mexico State (70-67) and Maryland (85-83). In the Midwest Regional, the Spartans won two more close games, defeating Northern Iowa (59-52) and Tennessee (70-69) to advance to the program's eighth Final Four and the sixth in the last 12 seasons under Izzo.

Michigan State led the nation in rebounding margin for the fourth time in Izzo's career, out-rebounding opponents by a +8.6 margin.

The 2008-09 season was one of the best in the history of Spartan basketball. Michigan State advanced to its fifth Final Four in 11 seasons, becoming just the fifth school in the history of college basketball to accomplish that feat. During the regular season, the Spartans won the Big Ten Championship with a 15-3 league record, including a school-best 8-1 mark on the road. MSU won the league title by four games, equaling the second-greatest margin in conference history. Overall, Michigan State finished the season with a 31-7 record, the third-highest win total in school history. For his efforts, Izzo was named Big Ten Coach of the Year for the second time in his career.

In the NCAA Tournament, Michigan State advanced through the first weekend with wins over Robert Morris and USC. In the Sweet 16, the Spartans took out defending National Champion Kansas. In the Elite Eight, MSU beat No. 1 seed and No. 1 ranked Louisville, marking just the third victory over the top-ranked team in The Associated Press Top 25 in school history. At the Final Four in Detroit's Ford Field, the Spartans beat No. 1 seed Connecticut before eventually falling to North Carolina in the title game.

Michigan State led the nation in rebounding margin for the third time in Izzo's career, out-rebounding opponents by a +9.3 margin. It marked the eighth time that an Izzo-coached team ranked in the top 10 in the nation. The Spartans also proved to possess a high-powered attack, leading the Big Ten in scoring offense (72.0 ppg).

Izzo directed Michigan State to a 27-9 record in 2007-08. The season finished with a trip to the Sweet 16 of the NCAA Tournament, marking MSU's seventh trip to the regionals in the last 11 years. The 27 wins marked the fifth-largest total in school history at the time, while the 24 regular-season victories were the then third-largest regular-season total for MSU. The Spartans were a perfect 17-0 at home, good for the first perfect home season since 2001 and the fourth in Breslin Center history.

The 2007-08 Spartans led the Big Ten in rebounding margin (+6.8). In league games, MSU paced the conference in field-goal percentage (.474) for the fifth-straight season, becoming the first school in league history to accomplish that feat.

## ANYONE, ANYWHERE

Tom Izzo has consistently played one of the toughest schedules in America. With a willingness to play at home, on the road or a neutral site, his list of regular-season non-conference opponents reads like a who's who of top college basketball programs: Arizona, Arkansas, Baylor, Boston College, BYU, Connecticut, Duke, Florida, Florida State, Georgetown, Georgia Tech, Gonzaga, Iowa State, Kansas, Kentucky, Louisville, Marquette, Maryland, Miami (Fl.), Missouri, North Carolina, North Carolina State, Notre Dame, Oklahoma, Oklahoma State, Providence, Seton Hall, Stanford, Syracuse, Temple, Texas, UCLA, Utah, Virginia, Virginia Tech and Wichita State.

### Most Ranked Opponents Among Final Four Teams Since 1997-98

231	Michigan State
231	North Carolina
217	Duke
216	Texas
201	Kentucky
192	Michigan
189	Illinois



HEAD COACH **TOM IZZO****IZZO'S NBA PIPELINE**

Since Tom Izzo became head coach, 21 of his former Spartans have played in an NBA game. (Entering 2019-20)



**Maurice Ager, Alan Anderson, Keith Appling, Charlie Bell, Miles Bridges, Shannon Brown, Mateen Cleaves, Matt Costello, Deyonta Davis, Paul Davis, Brandon Dawson, Jamie Feick, Bryn Forbes, Draymond Green, Gary Harris, Jaren Jackson Jr., Adreian Payne, Morris Peterson, Zach Randolph, Jason Richardson, Denzel Valentine**

Former Izzo assistant Jim Boylen is an assistant with the Chicago Bulls. Former video coordinator Paul Rivers is Director of Basketball Operations with the Oklahoma City Thunder, and former video coordinator Jordan Ott is an assistant coach with the Brooklyn Nets.

Former managers and graduate managers have also found homes in the NBA. Brian Pauga is the Director of Player Personnel for the Minnesota Timberwolves, while Steve Hetzel is an assistant coach with the Charlotte Hornets. Dan Vincent is special assistant to the head coach/manager of advance scouting with the Cleveland Cavaliers. Zach Peterson is the video coordinator with the Milwaukee Bucks. Ryan Nadeau is a basketball operations associate with the Chicago Bulls. Nate Babcock is special assistant to the head coach with the Atlanta Hawks, and Mike Pires is a scouting/personnel quality assurance assistant with the San Antonio Spurs. Brian Palazzolo is a basketball operations video intern with the Utah Jazz and Andrew Novak is a basketball operations associate with the Minnesota Timberwolves. Former athletic trainer Quinton Sawyer is now an assistant athletic trainer with the Charlotte Hornets. Sean Sheldon is a quality assurance assistant with the San Antonio Spurs.



Michigan State finished with a 23-12 mark in 2006-07. The Spartans had to overcome a large amount of adversity and a very difficult Big Ten schedule to advance to a 10th-straight NCAA Tournament. The Spartans also did something for the first time in school history – recording Michigan State's first home win over a No. 1-ranked team, with a 64-55 decision over Wisconsin.

The 2006-07 Spartans excelled by getting back to basics – rebounding and defense. On the glass, the Spartans led the Big Ten in rebounding margin (+7.0). Defensively, MSU allowed opponents just 57.2 points per game, the lowest total since the 1951-52 squad allowed 56.0 points. Opponents also shot just 38.4 percent from the field, the lowest percentage since 1958-59 (.379). Nationally, the Spartans ranked sixth in scoring defense and field-goal percentage defense and eighth in rebounding margin.

In 2005-06, Michigan State finished with a 22-12 mark. The Spartans played one of the nation's toughest schedules, playing more games against teams ranked in the RPI top 25 (13) and top 50 (18) than any other school. In Big Ten games, MSU led the conference in five stat categories including free-throw percentage (.781), field-goal percentage (.469), rebounding defense (30.1), rebounding margin (+4.2) and assists (15.81 apg).

Michigan State returned to the Final Four in 2005, becoming the only team to appear in four Final Fours between 1999 and 2005. The Spartans finished the season with a 26-7 mark, including 22-5 in the regular season. Since joining the Big Ten, only three Spartan teams finished the regular season with fewer losses.

In the NCAA Tournament, MSU defeated No. 1 Duke and No. 2 Kentucky in the Austin Regional, becoming the first team in tournament history to defeat the Blue Devils and the Wildcats in the same year. Despite losing to North Carolina in the Final Four, Izzo was named the 2005 Clair Bee Award winner, recognizing the Division I men's basketball coach who has made the most significant positive contribution to his sport.

Not only did the 2004-05 Spartans win, they were also statistically impressive, ranking in the top 15 nationally in six statistical categories, including free-throw percentage (3rd, .777), scoring margin (7th, +13.1), assists per game (10th, 17.1 apg), field-goal percentage (11th, .487), rebound margin (11th, +6.8) and scoring offense (13th, 78.5 ppg). MSU led the Big Ten in scoring for the second-straight year with 78.5 points per game – its highest scoring average since 1985-86 (83.1 ppg).

During the season, Izzo recorded his 232nd win at MSU, moving past Benjamin Van Alstyne for the second most number of career wins in Spartan coaching history. In the summer of 2005, Izzo traveled to Kuwait to take part in "Operation Hardwood - Hoops With The Troops." Izzo was one of eight coaches and sports personalities coaching 13-member military basketball teams on Camp Arifjan, Kuwait, from Aug. 27-31. Camp Arifjan defeated the other bases to win the championship under the direction of Coach Izzo. Izzo made a return trip to Kuwait in May 2006.

In 2003-04, MSU opened the season with a 5-7 mark after taking on one of the most difficult non-conference schedules in NCAA history. Rather than give up, Izzo and the Spartans rallied to win 12 of the next 15 games, finishing just one game out of first place in the Big Ten at 12-4. For the year, MSU posted an 18-12 mark. Michigan State became the first team in Big Ten history to lead the conference in scoring offense (71.3 ppg), field-goal percentage (.522), 3-point field-goal percentage (.434) and free-throw percentage (.777) in the same season.

On Feb. 4, 2004, MSU defeated Iowa, 89-72, as Izzo recorded the 200th victory of his Spartan career, becoming just the third coach in MSU history to accomplish that feat. He also became the

eighth head coach in NCAA history to record 200 wins in his first nine seasons. Ten days later, Izzo became just the third coach in Big Ten history to record 100 league wins in his first nine seasons, joining Bob Knight and Gene Keady as MSU defeated Minnesota, 69-58, on Feb. 14.

The 2002-03 season was a study in perseverance. Izzo rallied his team to win the final four regular-season games and eight of the last 10 conference games to finish 10-6 in the Big Ten, good for third place in the league. Michigan State made even bigger noise during the NCAA Tournament. The No. 7 seed Spartans easily dismissed Colorado in the first round, setting up a matchup with the No. 2 seed Florida Gators. The Spartans shocked many experts with a 68-46 victory in the Gators' home state. In the Sweet 16, MSU defeated defending-national champion Maryland in a thrilling two-point game, before eventually falling to the No. 1 seed Texas Longhorns in the Lone Star State.

The Elite Eight appearance was the fourth for MSU between 1999 and 2003. During that time period, no other school made more than two trips. In fact, since the NCAA Tournament expanded to 64 teams in 1985, just four programs (Duke, Kentucky, Michigan State and North Carolina) have advanced to four Elite Eights in any five-year period.

The 2001-02 season may prove to be one of Izzo's finest. Despite losing 81 percent of the scoring load from 2000-01, and having three key players miss several games with injuries, Izzo led the Spartans to a 10-6 Big Ten mark (19-12 overall), finishing just one game out of first place. MSU won 10 of the last 13 regular-season games and earned a spot in the NCAA Tournament.

In 2000-01, Izzo earned NABC National Coach of the Year and District 11 Coach of the Year honors for leading Michigan State to its third straight Final Four and fourth straight regular-season Big Ten Championship. MSU became just the fourth school in Big Ten history to win four straight league titles.

MSU opened the season by winning its first 12 games to establish the best start in school history. On Dec. 25, 2000, the Spartans earned the top spot in The Associated Press Top 25, marking the first time they held the No. 1 position in the AP Poll since 1979. In Big Ten action, Michigan State posted a 13-3 record to win a share of the league crown. The Big Ten finale vs. Michigan marked Izzo's 100th Big Ten game. Through his first 100 games, Izzo posted a 72-28 mark, the fifth-best record in Big Ten history.

In the 2001 NCAA Tournament, Izzo guided the Spartans to a third-straight Final Four. For a third consecutive season, Michigan State earned a No. 1 seed. MSU won the first three games by double figures, establishing a record with nine straight NCAA Tournament victories by double digits. When MSU defeated Temple, 69-62, in the South Regional Final, the Spartans became just the ninth school to reach three-straight Final Fours and just the third since the NCAA Tournament field expanded to 64 teams in 1985. On the season, MSU finished with a 28-5 record.

Michigan State led the nation in rebound margin for the second straight season at +15.4 boards per game, tying the fifth-largest margin in Division I history (greatest since 1980). The Spartans also ranked 13th in the nation in scoring defense (61.8 ppg).

In 1999-2000, Michigan State captured the second NCAA Championship in school history and its third straight reg-

## THE TOM IZZO FILE

### BORN

January 30, 1955, Iron Mountain, Mich.

### HIGH SCHOOL

Iron Mountain High School

### COLLEGE CAREER

Northern Michigan University, Guard, 1973-77

### COLLEGE DEGREE

Northern Michigan, 1977

### COLLEGE HONORS

1977 Team MVP  
1977 Division II All-American (third-team)  
Established school season record for minutes played

### COACHING CAREER

Head Coach, Ishpeming High School, 1977-78  
Assistant Coach, Northern Michigan, 1979-83  
Assistant Coach, Michigan State, 1983-86  
Assistant Coach, Tulsa, May-June 1986  
Assistant Coach, Michigan State, June 1986-90  
Associate Head Coach, Michigan State, 1990-95  
Head Coach, Michigan State, 1995-Present

### COACHING HONORS

Head Coach, 1997 Big Ten All-Star Team  
1998 Associated Press National Coach of the Year  
1998 Basketball News National Coach of the Year  
1998 USBWA National Coach of the Year  
1998 Big Ten Coach of the Year  
1998 Basketball Times Midwest Region Coach of the Year  
1999 Basketball Times National Coach of the Year  
1999 NABC District 11 Coach of the Year  
2000 NABC District 11 Coach of the Year  
2000 USBWA District V Coach of the Year  
2001 NABC National and District 11 Coach of the Year  
USA Basketball Assistant Coach, 2001 Goodwill Games  
Head Coach, 2002 NABC All-Star Game  
USA Basketball Head Coach, 2003 Pan-Am. Games  
2005 Clair Bee Coach of the Year  
2009 Big Ten Coach of the Year  
2011 John R. Wooden Legends of Coaching Honoree  
2012 Big Ten Coach of the Year  
2012 NABC National and District 7 Coach of the Year  
2012 CBSSports.com National Coach of the Year  
2013 Wayman Tisdale Humanitarian Award

### OTHER HONORS

1990 Inductee, Northern Michigan Univ. Hall of Fame  
1998 Inductee, Upper Peninsula Hall of Fame  
2011 Inductee, National Italian-American Sports Hall of Fame  
2015 Inductee, Michigan Sports Hall of Fame  
2016 Inductee, Naismith Memorial Basketball Hall of Fame

### FAMILY

Wife - Lupe  
Daughter - Raquel (25)  
Son - Steven (19)





ular-season Big Ten Championship. MSU also won at least 30 games for the second straight season, posting a 32-7 mark, becoming just the second Big Ten school to accomplish that feat. The 65 wins over the 1998-99 and 1999-2000 seasons were the greatest two-year total in the history of the Big Ten. MSU also repeated as Big Ten Tournament champions.

Izzo led MSU to consecutive Final Fours for the first time in school history. For his efforts, Izzo was named USBWA District V Coach of the Year and NABC District 11 Coach of the Year. Izzo also recorded his 100th career victory in a Jan. 11, 2000, 77-71 overtime win over Indiana in the Breslin Center.

For the second consecutive season, Michigan State earned a No. 1 seed in the Midwest Region of the NCAA Tournament. After disposing of Valparaiso and Utah in Cleveland, the Spartans moved on to the Sweet 16 at the Palace of Auburn Hills, where they recorded come-from-behind victories versus Syracuse and Iowa State. In the Final Four, MSU defeated Wisconsin for the fourth time that season. The Spartans then captured their second NCAA title in school history, defeating Florida, 89-76.

In 1998-99, Izzo directed the Spartans on a magical run to the program's first appearance in the NCAA Final Four since 1979. Michigan State posted a record of 33-5, establishing a school record for most wins in a season. For his efforts, Izzo was named the Basketball Times National Coach of the Year and the National Association of Basketball Coaches (NABC) District 11 Coach of the Year. Throughout the Big Ten season, Michigan State established itself as the class program of the conference. Izzo directed the school to its second-straight Big Ten title. The Spartans followed up a 15-1 Big Ten regular season by capturing their first Big Ten Tournament championship. The 15 league wins tied a school record for most victories in conference play, while the Spartans' 93.8 winning percentage established a school record.

Whereas MSU's success in 1998-99 was expected, the Spartans took the college basketball world by storm in 1997-98. Izzo became the first MSU coach to earn Associated Press National Coach of the Year honors, leading MSU to a 22-8 record and a share of the Big Ten title. The Spartans posted a 13-3 mark in conference, earning Izzo Big Ten Coach of the Year honors.

Over the course of the 1997-98 season, Izzo and his team finished the year ranked No. 10 nationally by USA Today/ESPN, marking the first time the Spartans had finished in the Top 10 since 1995. In addition to his AP award, Izzo was named National Coach of the Year by Basketball News and the United States Basketball Writers Association (USBWA). Basketball Times selected Izzo as its Midwest Coach of the Year.

During Izzo's first season as head coach in 1995-96, he directed the Green and White to an overall slate of 16-16, including 9-9 in the Big Ten. Izzo recorded four wins over Top 25 teams. In 1996-97, Izzo guided the Green and White cagers to an overall mark of 17-12, including a Big Ten ledger of 9-9. Izzo led the Spartans to the second round of the NIT in each of his first two seasons.

In his 36th season as a member of the MSU coaching staff, Izzo has been with the Spartan program since taking a part-time assistant coaching position in 1983. An assistant

coach with the Spartans from 1983-86, Izzo left MSU in May of 1986 to become the top assistant and recruiting coordinator at Tulsa. But, on June 10 of the same year, Izzo returned to East Lansing when Spartan assistant Mike Deane left to become head coach at Siena College.

Known as a tireless worker both on the recruiting trail and in the office, his hard work and loyalty were rewarded in July 1990, when Jud Heathcote appointed him associate head coach. His dutiful efforts were further recognized when, on March 30, 1993, then-MSU Athletics Director Merrily Dean Baker recommended both a one-year contract extension for Heathcote through the 1994-95 season and that Izzo be appointed head coach upon Jud's retirement. The MSU Board of Trustees accepted both recommendations on April 9, 1994.

Izzo originally came to MSU from Northern Michigan, where he had been an assistant from 1979-83. He was named a part-time assistant at MSU in September 1983. When former assistant Edgar Wilson left in November 1983, Izzo became a full-time assistant.

Izzo played guard for NMU's basketball team from 1973-77, and was voted the team's MVP as a senior. He was also a third-team Division II All-America pick that year and established the Wildcat record for most minutes played in a season. Following his graduation from NMU in 1977, Izzo took over as head coach at Ishpeming High School and served in that position for the 1977-78 campaign.

A native of Iron Mountain, Michigan, Izzo and former NFL head coach Steve Mariucci were Iron Mountain High School teammates in football, basketball, baseball and track. As college roommates at Northern Michigan, Izzo walked on to the basketball team, while Mariucci did the same with football. Both would go on to earn Division II All-America honors. Despite their busy schedules, they remain the closest of friends. For 10 years, they co-hosted a golf tournament in Iron Mountain to raise money for the community, including a fitness center for the high school.

In 1990, Izzo was inducted into the Northern Michigan University Hall of Fame and was selected as an inductee into the Upper Peninsula Hall of Fame during the summer of 1998. He was inducted into the National Italian-American Sports Hall of Fame in 2011, and the Michigan Sports Hall of Fame in 2015. He received the sport's ultimate honor when his election into the Naismith Memorial Basketball Hall of Fame was announced on April 4, 2016. He was officially enshrined in Springfield, Massachusetts, on Sept. 9, 2016.

In 2001, Izzo received honorary degrees from both Northern Michigan and Michigan State, delivering the commencement address at both graduation ceremonies.

Izzo is also an active volunteer in the community. Among his many efforts, he is very active with Coaches Vs. Cancer, Volunteers of America and Sparrow Hospital. In 2009, Izzo was presented the Coaches Vs. Cancer Champion Award, recognizing his work and leadership in the fight to save lives from cancer.

Izzo was born Jan. 30, 1955. His family includes his wife, Lupe, daughter, Raquel, and son, Steven.



ASSOCIATE HEAD COACH **DWAYNE STEPHENS**

## 17TH SEASON

**PLAYING EXPERIENCE**

Michigan State (1989-1993)

1992 Team MVP

1993 Team Captain

**COACHING EXPERIENCE**

Oakland University (1997-99)

- Assistant Coach

Marquette (1999-2003)

- Assistant Coach

Michigan State (2003-Present)

- Assistant Coach (2003-12)

- Assoc. Head Coach (2012-Present)

Dwayne Stephens is in his 17th season as an assistant coach at Michigan State, and his eighth as associate head coach.

This past year, Stephens was one of 12 coaches to be inducted into the inaugural class of a STE UP Assistant Coaches Hall of Fame during induction ceremonies on May 7, 2019 in Atlanta.

Stephens' many responsibilities include player development, scouting and recruiting. He's worked closely with eight Spartans selected in the last eight NBA Drafts, including six front court players (Draymond Green, Adreian Payne, Branden Dawson, Deyonta Davis, Miles Bridges and Jaren Jackson Jr.). Bridges returned to school after being named Big Ten Freshman of the Year in 2017-18 and was a consensus Second Team All-American selection. Jackson was the first Big Ten player since 2007 to be named the Big Ten Freshman of the Year and the Big Ten Defensive Player of the Year in the same season. Davis developed into an NBA draftee after just one season. Dawson finished his career as MSU's all-time leader in blocked shots. Payne developed into a two-time All-Big Ten performer and a first-round pick in the 2014 NBA Draft.

Under Stephens' tutelage, Green was the 2012 NABC Division I Player of the Year, a Consensus First-Team All-American and won Big Ten Player of the Year honors. Green also finished his career as MSU's all-time leading rebounder, leading the conference in rebounding as a senior at 10.6 rpg, after finishing third in the league as a sophomore and junior. Spartan center Paul Davis was a three-time All-Big Ten honoree, including earning first-team all-conference and Associated Press honorable mention All-American honors in 2003-04, while finishing among the top 10 scorers and rebounders in MSU history. In 2009, All-Big Ten performer Goran Suton led the Big Ten in rebounding, one season after ranking second in the conference. Davis and Suton were also selected in the NBA Draft. In total, 22 different Spartans have earned some form of All-Big Ten recognition during his time on staff, while MSU has posted a 352-142 record in 13 seasons.

The Spartans led the nation in rebounding in 2009, 2010, 2016 and 2019, and have paced the Big Ten in nine of his 16 seasons. Stephens has coached in 18 straight NCAA Tournaments, including the 2003 Final Four with Marquette and the 2005, 2009, 2010, 2015 and 2019 Final Fours with MSU. He has helped guide MSU to five Big Ten Championships and four Big Ten Tournament titles. Each of the top nine seasons in MSU history for blocks have occurred since Stephens joined the coaching staff, including a school record 251 in 2018 and 205 in 2019, the second-best mark.

Stephens is recognized as one of the top recruiters in the nation, playing a major role in many highly-ranked recruiting classes. The 2016-17 Sporting News College Basketball Yearbook listed him as the best recruiter in the Big Ten. A May 2014 article by Jeff Goodman and Jay Bilas at ESPN.com named Stephens as one of the Top 15 head coaching candidates among assistant coaches. In 2013, he was mentioned in an ESPN.com article as one of the Top 15 Recruiting Assistants according to a vote of his peers. In 2012, Bleacher Report listed him among the Top 10 Best Assistant Coaches and the Top 10 Recruiters. He was among the top five coaches on a list of the "Top 25 High-Major Assistants," according to FoxSports.com in 2010. In 2008, he was listed among the top 20 High-Major Assistants in the nation by Goodman at FoxSports.com. He was named a Rivals.com Class of 2006 Top 25 Recruiters.

A Ferndale, Michigan, native, Stephens was a four-year letterwinner at MSU from 1989-93. In his four seasons, MSU posted an 84-38 overall record and made four postseason appearances, as Stephens never missed a game. As a freshman, Stephens was a third-team selection on Basketball Weekly's Freshman All-America Team and scored the game-winning basket in a 72-70 victory over Purdue that clinched the Big Ten Championship. In 1990-91, he was the recipient of MSU's Best Defensive Player Award on a squad that advanced to the second round of the NCAA Tournament.

Stephens earned MVP honors as a junior, averaging 11.2 points, 5.0 rebounds and 2.8 assists. He was named honorable mention All-Big Ten and was the recipient of MSU's Most Improved Player Award. In two NCAA Tournament games, Stephens averaged 16.0 points. As a senior co-captain in 1992-93, he averaged 9.1 points, 5.6 rebounds and 3.5 assists. He was named MSU's Best Defensive Player and earned a spot on the Basketball Weekly Honorable Mention All-Midwest Team. Following the conclusion of his collegiate career, Stephens played three professional seasons in Europe.

Prior to returning to his alma mater, Stephens spent four years (1999-2003) as an assistant at Marquette under former MSU assistant Tom Crean. In 2001, Brian Wardle became the school's first-ever first-team All-Conference USA honoree. Marquette made back-to-back NCAA Tournament appearances in 2002 and 2003, advancing to the Final Four in 2003. Dwayne Wade was a two-time all-league performer and earned First-Team All-America honors from The Associated Press in 2003. The Golden Eagles posted a 27-6 record in 2003, winning a Conference USA regular-season title.

Stephens spent the 1997-98 and 1998-99 seasons as an assistant coach at Oakland University, where the Golden Grizzlies compiled a 27-27 two-year record. The 1998-99 campaign marked Oakland's first season as a Division I member.

Stephens earned a bachelor's degree in criminal justice from MSU in 1993. His family includes his wife Sarah, daughters, Taylor and Skylar, and son, Noah.



## 20TH SEASON

**PLAYING EXPERIENCE**

Northern Michigan (1974-77)

**COACHING EXPERIENCE**

Detroit Cody High School (1977-79)

- Assistant Coach

Belleville High School (1982-96)

- Junior Varsity Coach (1982-87)

- Head Coach (1987-96)

Michigan State (1996-2003)

- Assistant Coach

Cleveland State (2003-06)

- Head Coach

Southern Methodist Univ. (2006-07)

- Associate Head Coach

Michigan State (2007-Present)

- Assistant Coach

Mike Garland is in his second stint on the Spartan bench, with the 2019-20 campaign marking his 20th season at Michigan State.

He returned to East Lansing for the 2007-08 season, having previously served as an assistant at MSU for seven seasons from 1996-2003. In his time at MSU, Garland has helped coach the Spartans to 18 NCAA Tournaments, nine Big Ten Championships, six Big Ten Tournament Championships, seven Final Fours and one National Championship. In fact, he has been on staff for every Big Ten Championship the Spartans have won under Tom Izzo. He excels in self-scouting and individual player improvement. His instruction led to six Spartans being selected in the NBA Draft during a three-year span from 2000-02. In total, he has worked with 18 Spartans who have been selected in the draft, including eight in the last eight seasons.

"Mike is someone who was here through our championship and Final Four runs, and helped build this program from the ground up," said Izzo at the time of Garland's return. "Mike has a tremendous passion for coaching and developing relationships with players. He helps instill the toughness necessary to compete at the championship level."

In 2006-07, Garland served as associate head coach at SMU under Matt Doherty. Prior to that, he was head coach for three seasons at Cleveland State, posting a 23-60 record, while increasing the Vikings' win total each season. In his second season, the Vikings improved by six wins in Horizon League play, which was the fifth-best improvement in league history.

Prior to his arrival at East Lansing, Garland enjoyed a successful nine-year stint as varsity head coach at Belleville High School. During that time, he posted a career record of 153-49 (.757) while earning numerous coaching honors. He was selected as the Associated Press' 1993-94 Michigan High School Coach of the Year, while also being named the Michigan Mega Red Conference Coach of the Year. Garland, who coached three players to first-team all-state honors during his tenure at Belleville, was named The Detroit News All-Metro West Coach of the Year in 1990-91, while being selected as the All-Suburban Coach of the Year during the same campaign by the Detroit Free Press. His Belleville teams won six Mega Red Conference championships, four district titles and advanced

to the state tournament quarterfinals in 1991. He spent five seasons as an assistant at Belleville before being named head coach.

Garland started his coaching career in 1977 with a two-year stint as an assistant basketball coach at Cody High in Detroit. Garland then headed to private business for several years before his desire to teach led him back into coaching as the junior varsity coach at Belleville High in 1982.

Garland earned a bachelor's degree in physical education and community recreation from Northern Michigan in 1977. While at NMU, he was the recipient of the Minority Student Academic Achievement Award. Izzo and Garland were teammates on the Wildcats basketball squad.

Garland's family includes his wife, Cynthia, daughter, Simone, and sons Quentin and Michael Ray, and grandchildren Simone, LaNyla, Jacqueline, Amanda, Jeremiah, Helen and Isaiah.





ASSOCIATE HEAD COACH **DANE FIFE**

## 9TH SEASON

**PLAYING EXPERIENCE**

Indiana (1998-2002)  
2002 Big Ten Defensive POY  
2001 & 2002 Team Captain

**COACHING EXPERIENCE**

Indiana (2003-05)  
- Administrative Assistant  
IPFW (2005-11) - Head Coach  
Michigan State (2011-17)  
- Assistant Coach  
Michigan State (2018-Present)  
- Associate Head Coach

Dane Fife is in his ninth season at Michigan State and his second as associate head coach. Fife, who works closely with the Spartan perimeter players, came to MSU in 2011 as an assistant coach.

Under Fife's guidance, Miles Bridges and Cassius Winston were tabbed as consensus Second Team All-American selections in 2018 and 2019, respectively. From 2016-18, Fife worked closely with Bridges, who was selected by the Los Angeles Clippers in the lottery of the 2018 NBA Draft and was a consensus Second Team All-American selection. Winston, a junior, was named the Big Ten Player of the Year in 2019 and was also a consensus Second Team All-American. He set a Big Ten record, and an MSU single-season mark, with 291 assists last year.

The Spartans led the country in total assists in 2018-19 with 715 and finished third in assists per game last year (18.3) and ranked No. 11 in assist/turnover ratio (1.45). The team's 715 assists were the second-most in a single season in program history, the second-straight year the Spartans were among the top three in program history.

Fife has also been instrumental in MSU's scouting and recruiting efforts. He was among the chief recruiters in several top-10 recruiting classes, including the 2016 class that included Miles Bridges and the 2018 class that included Jaren Jackson Jr. A May 2014 article by Jeff Goodman and Jay Bilas at ESPN.com listed Fife among the top head coaching candidates in the nation.

In 2017-18, MSU led the nation in assists per game (19.1) and ranked No. 2 in the country in total assists (670), while handing out the second-most assists in a single season in school history. Fife helped guide Winston to All-Big Ten third team honors. Winston led the conference, and ranked No. 8 in the country, in assists per game (6.9) and led the Big Ten Conference in 3-point field goal percentage.

In 2015-16, Fife helped guide Denzel Valentine to National Player of the Year honors, while Bryn Forbes earned Second-Team All-Big Ten honors. Valentine was selected by the Chicago Bulls in the lottery of the 2016 NBA Draft, while Forbes signed a free-agent contract with the San Antonio Spurs. On the court, MSU led the nation in assists per game (20.5), while setting school single-season records for assists (719) and made 3-pointers (321).

One year earlier, Travis Trice and Valentine earned All-Big Ten honors. In 2013-14, Gary Harris earned First-Team All-Big Ten honors and was selected in the first round of the 2014 NBA Draft, one season after becoming the first Spartan to ever be named Big Ten Freshman of the Year. Keith Appling and Valentine to ever be named Big Ten Freshman of the Year. Keith Appling and Valentine three straight seasons after developing as a point guard.

Fife also brings the defensive intensity he possessed as a player to his role as a coach, as the Spartans have held opponents below a .400 field-goal percentage in six of the last seven years, including leading the country in field goal percentage defense in 2017-18 (.367), while ranking second nationally in 2015-16 (.382) and 2011-12 (.379).

Prior to his arrival in East Lansing, he spent six seasons as head coach at IPFW, beginning in 2005-06. At the time he was the youngest head coach in Division I basketball, a distinction he held for five seasons. In each of his six seasons, IPFW tied or broke its record for wins at the Division I level, as Fife guided the Mastodons from independent status to membership in the Summit League. He posted an 82-97 record, including a 34-27 mark over the last two seasons, and a four-year mark of 37-35 in conference. In his final season of 2010-11, IPFW finished with an 18-12 record. Fife mentored three all-conference performers, including Jaraun Burrows (2008, Second Team), Delvez Yearby (2010, Second Team) and Ben Botts (2011, Second Team). Yearby was also named Summit League Sixth Man of the Year in 2009.

He went to IPFW after serving as an administrative assistant for two years on Mike Davis' staff at Indiana.

A 2002 graduate of Indiana University, Fife led the Hoosiers to the 2002 National Title game and a share of the regular-season Big Ten Championship. Individually, he was named co-Big Ten Defensive Player of the Year as a senior. He is the Indiana career leader with 180 steals over the course of his four-year career (1998-2002), while the 53 he recorded as a senior rank tied for the eighth-best single-season mark at IU. With 99 career 3-pointers, he ranks among the top 20 in school history, while his .478 3-point field-goal percentage in 2001-02 ranks sixth on IU's single-season chart. The 37 games he started as a senior established the Indiana single-season mark, while the 131 games in which he played over the course of his career rank tied for sixth all-time at IU.

Fife was the Gary Steelheads' first round pick in the 2002 CBA Draft and started five of the 34 games in which he played, averaging 3.4 points.

A 1998 graduate of Clarkston (Mich.) High School, Fife was the recipient of the Hal Schram Mr. Basketball Award in 1998. He was also a McDonald's and Parade All-America selection, while playing for his father Dan.

He owns two degrees from Indiana, earning a bachelor's degree in recreation (2002) and a master's degree in athletic administration (2005). His family includes his wife, Blair, and daughters Quinny and Reagan.



DIRECTOR OF BASKETBALL OPERATIONS **DAVID THOMAS**

David Thomas, who was a member of the 2000 Spartan men's basketball national championship team, will be starting his fifth season as director of basketball operations after spending the 2014-15 season with the Michigan State women's basketball team in a similar position.

During the summer of 2018, Thomas was among a group of administrators selected to the Teamworks Basketball Leadership Committee, an invite-only summit that focused on empowering student-athletes and creating a holistic approach to player management.

Thomas has been a staple of the Greater Lansing community since finishing his professional basketball career in 2009. Prior to returning to MSU, he spent two years working for Michigan State University Federal Credit Union, most recently as the Business Services Assistant Manager. Prior to that, Thomas was the owner and operator of Evergreen Car Wash & Detail in Lansing for four years. During that time, he also spent time as the host of the Spartan Fastbreak show on WLNS TV from 2010-12.

Since 2002, Thomas founded, coordinated and managed the daily operations of the David Thomas Basketball Clinic. The camp, which reached over 300 athletes per year, was for both boys and girls ages 6-18. Thomas was also a board member of many local organizations, including the East Lansing Basketball Club, the Lauren Aitch Cancer Research Foundation, the Learn Live Lead Entrepreneurial Academy and the MSU Varsity S Club.

Thomas spent nine seasons playing professionally in Australia, for the Melbourne Tigers (2001-08) and the Cairns Taipans (2008-09). While with Melbourne, the team won the 2005-06 and 2007-08 national championships. In addition, Thomas was a member of the Canadian National teams from 2000-08, including representing his home country at the 2002 World Championships.

A versatile 6-7 guard/forward, Thomas played four seasons for MSU (1996-98, 99-01), highlighted by the 2000 National Championship, four Big Ten championships and three Final Fours. During his junior season, Thomas was fourth on the team in assists and started the first 11 games of the season at point guard while Mateen Cleaves recovered from injury. In his Spartan career, Thomas averaged 3.2 points, 3.6 rebounds and 1.2 assists in 114 career games, including 46 starts.

Thomas graduated from MSU in 2001 with a degree in advertising. He lives in East Lansing with his wife Toni, also a Michigan State graduate, and their three children, Kingston, Kennedy and Kobi.

VIDEO COORDINATOR **DREW DENISCO**

Drew Denisco is in his fifth season as video coordinator for the Michigan State men's basketball program. A native of Worthington, Ohio, Denisco assists the coaching staff in breaking down game and practice video to create individual player edits for the Spartans along with opponent scouting materials. Denisco most recently spent three seasons as a seasonal video assistant coordinator with the NBA's Cleveland Cavaliers, where he worked under the direction of former Spartan manager Dan Vincent. Prior to joining the Cavaliers, he spent two seasons at the University of Akron, serving as graduate manager and then video coordinator while completing a master's degree in sport administration (2012). He spent one year as a graduate manager at Cleveland State in 2009-10. Denisco earned a bachelor's degree in psychology from Wittenberg University in 2009, where he played one season before later serving as a student assistant for the men's basketball team. His family includes his wife Allison, daughter Jordan and son Carter.

ASSISTANT VIDEO COORDINATOR **DOUG HERNER**

Doug Herner is in his 16th season as assistant video coordinator with the Michigan State basketball program. Herner has 22 years of experience as a coach at Lansing Sexton High School, while also serving as a teacher for 34 years. For seven seasons, his duties also included serving as camp director for Michigan State's basketball camps. He received his bachelor's degree in education from the University of Michigan in 1964. He earned three varsity letters in basketball with the Wolverines from 1961-64, winning a Big Ten title in 1964. He was inducted into the Greater Lansing Sports Hall of Fame in 1988. His family includes his wife, Sue, daughters, Holly (husband Rashad) and Tamara (husband Walter), and sons, D.J. and Scott, and grandchildren Sophia, Katy and Kai.



ATHLETIC TRAINER **NICK RICHEY**

Nick Richey is in his fourth season as athletic trainer for the Michigan State men's basketball team. Previously, Richey served as the head athletic trainer for the Wake Forest football program from 2014-16. Richey joined the Demon Deacons after spending two seasons as the Assistant Athletic Director for Sports Medicine at Bowling Green (2012-14), where he worked with the Falcon football program. Prior to Bowling Green, Richey was an assistant athletic trainer at the University of Illinois for five seasons (2007-12), including four years as the head athletic trainer for football, and was an assistant athletic trainer at Notre Dame. A native of Greenfield, Indiana, Richey earned his bachelor's degree in athletic training from Purdue University in 2003 and his master's of education degree in health and promotions and health education from Virginia Tech in 2005. Nick and his wife, Abby, have three children, sons Hayden and Grady, and daughter Cecilia.

STRENGTH & CONDITIONING COACH **MARSHALL REPP**

Marshall Repp is in his third year as an associate strength and conditioning coach at Michigan State and works primarily with the men's basketball team. Repp came to East Lansing in 2016 as an intern and was named an assistant coach in September 2017, working with men's basketball, women's basketball and volleyball. He has been the primary strength coach with the men's basketball team over the last two years, including the 2018 Big Ten Regular Season Championship and last year when the Spartans won the Big Ten and advanced to the Final Four. Prior to his arrival at MSU, Repp was an intern at Eastern Michigan and served as the head strength and conditioning coach for the Minnesota Select Volleyball Club from 2013-16. He earned his bachelor of science in kinesiology with a minor in coaching and athletic training at the University of Northwestern – Minnesota. He played four years at defensive back on the football team and was a team captain in 2013. Repp is certified by both the National Strength and Conditioning Association and the Collegiate Strength and Conditioning Coaches

Association.

DIRECTOR OF SPORTS MEDICINE AND PERFORMANCE **JEFF KOVAN**

Dr. Jeff Kovan was promoted to Director of Sports Medicine and Performance for Michigan State athletics in the summer of 2013. Prior to that, Kovan had served as the primary care sports medicine director since 1996. Dr. Kovan is an associate professor in the College of Osteopathic Medicine, Division of Sports Medicine. He is Board certified in Family Medicine and has completed his Certificate of Added Qualifications in Sports Medicine. A 1987 graduate of MSU's College of Osteopathic Medicine, he returned to MSU in 1995 to direct the school's Sports Medicine program. His family includes wife, Jessica, daughters, Brianna and Sarah, and son, Zachary.

DIRECTOR OF ATHLETIC EQUIPMENT **DAVE PRUDER**

Serving as the equipment manager for the Spartan men's basketball team is Dave Pruder. A certified equipment manager and a member of the equipment staff since 1989, Pruder was promoted to director of athletic equipment in 2015. In addition to the planning and distribution of equipment for Spartan athletes, Pruder acts as a liaison between Michigan State and outside equipment and apparel companies. An avid runner, he has completed 82 marathons, including one in every state and 20 Boston Marathons. He earned his bachelor's degree in business from Michigan State in 1987, his master's degree in physical education and exercise science in 1989 and his M.B.A. in 1992. Pruder's family includes wife, Theresa, daughter, Kristen, and son, David Thomas.





DIRECTOR OF RECRUITING **DOUG WOJCIK**

Doug Wojcik, a veteran college basketball coach with more than 25 years of experience, returned to Michigan State as Tom Izzo's recruiting coordinator prior to the start of the 2018-19 season. Wojcik previously spent two years at MSU as an assistant coach and associate head coach and was part of the 2005 Final Four Team.

Wojcik spent the 2017-18 season as an assistant at East Carolina and was a special assistant to Gonzaga head coach Mark Few during the 2015-16 season, helping the Bulldogs win their fourth-straight West Coast Conference title and earn their 18th consecutive NCAA Tournament bid.

Wojcik has nine years of head coaching experience, compiling a career record of 178-121 during stints at Tulsa (2005-12) and the College of Charleston (2012-14), leading four teams into postseason play, averaging 20 wins per season and transitioning both programs to higher-ranked conferences.

During his seven seasons at Tulsa, Wojcik posted four consecutive 20-win seasons, advanced to consecutive Conference USA Tournament championship games in 2008 and 2009, won the inaugural College Basketball Invitational (CBI) title in 2008 and received two NIT at-large bids in 2009 and 2010. He is the all-time winningest head coach in Tulsa history with 140 victories.

Following his tenure at Tulsa, Wojcik served as head coach at the College of Charleston for two seasons. He led his team to 24 wins, the Southern Conference tournament championship game and a CBI appearance during his first season and a two-year overall record of 38-29.

Prior to becoming a head coach, Wojcik spent 15 years as an assistant coach at the U.S. Naval Academy, Notre Dame, North Carolina and Michigan State, helping six teams reach the NCAA Tournament.

Before his initial stint in East Lansing, Wojcik spent three years at North Carolina from 2000 to 2003. The Tar Heels were ranked No. 1 during his first season on the bench and claimed a share of the ACC regular season championship. He assisted UNC in landing recruiting classes ranked second in the nation in 2001 and 2002.

Prior to North Carolina, Wojcik was an assistant for one season at Notre Dame, where the Fighting Irish posted a 22-15 overall record and earned a spot in the NIT championship game.

He helped recruit six McDonald's All-Americans, four of whom were first round NBA Draft picks, during his tenure in Chapel Hill and South Bend. Wojcik has coached or recruited nearly two dozen NBA players, developing eight first round draft picks.

Wojcik began his coaching career in 1990-91 as an assistant at his alma mater, Navy. During his nine-year stay, he helped the Midshipmen reach the NCAA Tournament three times, in 1994, 1997 and 1998.

A three-year starter and team captain at the U.S. Naval Academy, Wojcik led the Mids to three consecutive Colonial Athletic Association (CAA) titles and NCAA Tournament appearances, including an Elite Eight trip in 1986, with a combined record of 82-17 during that span. He was named to the CAA's Silver Anniversary Team.

A 1987 graduate with a bachelor's degree in physical science, Wojcik was commissioned as a Naval Officer and attended Surface Warfare Officer School in Newport, R.I. He was assigned to the USS W.S. Sims out of Mayport, Fla., where he served as First Lieutenant and Engineering Officer for two years prior to beginning his coaching career.

A native of Wheeling, W.Va., Wojcik played high school basketball for legendary Xavier and Wake Forest coach, Skip Prosser. Wojcik and his wife, Lael, have two sons, Paxson and Denham. Paxson is a freshman men's basketball player at Loyola Chicago, and Denham is a junior point guard at nationally-ranked, La Lumiere School.

ACADEMIC COORDINATOR **HANNON ROBERTS**

Hannon Roberts enters her first year as an Academic Coordinator, working with the men's basketball and men's golf teams.

Prior to joining the SASS team at Michigan State University, Roberts worked for three years at Clemson, serving first as a Learning Specialist and Assistant Tutor Coordinator, then as an Academic Coordinator for the Volleyball and Track & Fields teams. Before her time at Clemson,

Roberts worked in Athletic Academic Services at both Georgia Southern and Central Florida.

A native of Lansing, Roberts earned a bachelor's degree in arts and humanities from Michigan State. She then went on to earn a master's degree in higher education from Tennessee.



SOCIAL MEDIA & RECRUITING **CARA KAYE**

Cara Kaye begins her second year overseeing social media and creative content for the men's basketball team. In her role, Kaye is responsible for managing all of the men's basketball social media platforms and developing social strategy and content for Twitter, Facebook, Instagram and Snapchat. In addition, she develops original material including photo, video, graphics, and motion graphics to enhance the MSU men's basketball's digital presence. Kaye graduated from Michigan State in 2017 with a bachelor of science in marketing from the Eli Broad College of Business. While in school, she worked in the men's basketball office as a student secretary for two years and as a recruiting student assistant for the other two. She also worked as a teaching assistant in the Computer Science and Engineering Department and as a research assistant in the Eli Broad College of Business. Kaye earned a master's of science in market research from Michigan State in 2018 and served as a social media and recruiting graduate assistant for the men's basketball program.

GRADUATE MANAGER **CHRIS FOWLER**

Chris Fowler is in his second year as a graduate assistant with the men's basketball program. Fowler graduated from Central Michigan with a bachelor's degree in theater and interpretation and a minor in leadership. Fowler was a standout for the Chippewas from 2012-16 and left school as the all-time leader in assists (686), free throws made (475), free throws attempted (680) and ranks third all-time in steals (185) and fifth in points scored (1,736). He is the only player in CMU history to have all four season assist totals rank in the program's top-10. Fowler was a three-time All-Mid American Conference selection, including first team honors in 2015 and 2016. He was also a four-time Academic All-MAC selection and a 2016 MAC Distinguished Scholar Athlete. Following his graduation, Fowler was selected by Fort Wayne in the second round of the 2016 NBA Developmental League Draft. A native of Detroit, Fowler is the younger brother of Bennie Fowler, who played football at Michigan State and is currently with the New York Giants.

GRADUATE MANAGER **LOURAWLS "TUM TUM" NAIRN JR.**

No stranger to Michigan State or to the Breslin Center, Lourawls "Tum Tum" Nairn Jr., a three-time captain under Tom Izzo, returns to East Lansing for his first season as a member of the basketball staff. Nairn spent the 2018-19 season as a player development assistant with the Phoenix Suns and spent the summer of 2019 playing with the national team of the Bahamas.

Nairn appeared in 137 games during his MSU career and started the final 16 games of the season as a freshman in 2015 when the Spartans reached the Final Four. Nairn was a four-time recipient of Michigan State's Stephen G. Scofes Inspirational Player Award and also was the recipient of the Antonio Smith Glue and Guts Award as a senior in 2018. In addition, Nairn also is the author of "Purpose Driven," the story of his journey from the Bahamas to the United States.

OFFICE **STAFF****GARRETT BRININGSTOOL**

Executive Assistant

**CEDEES POWERS**

Operations Coordinator


**EMILY WERNER**

Team Dietitian



## SUPPORT STAFF

## CAREERS IN SPORTS

SPARTAN **MANAGERS**

**Back Row (L-R):** Jason Bres, Eli Hamer, Jordan Phillips, Owen Riley, Justin Wieber, Drew Seifert, George Johnson. **Front Row (L-R):** Dylan McCardel, Jillian White, Cole Miller, Matt Palazzolo, Justin Green, Eli Atzenhoffer.

OFFICE **ASSISTANTS**

**Back Row (L-R):** Claire Donnelly, Taylor Washington, Elizabeth Thomas, Erin Kaye, Kamry Gilbert. **Front Row (L-R):** Maddie Quick, Kayleigh Rand, Bonnie McCall, Kristen Pruder. (Not pictured: Traviona Babers.)

The student office assistants have also used their time in the Spartan basketball office to prepare for rewarding careers, including some in athletics. Here is a list of those still involved in athletics.

**Kelsie Cohen**, Production Coordinator II, ESPN  
**Kristyn Crippen**, PGA Intern, Cherry Creek Country Club  
**Toni Connor**, Manager of Suite Services, Tampa Bay Lightning  
**Laura Hue**, Asst. Compliance Dir., Northern Kentucky  
**Cara Kaye**, Social Media & Recruiting, Michigan State Men's Basketball  
**Kate Souder**, Associate Ticket Manager, Michigan State

Since moving into the Berkowitz Basketball Complex in 2002, more than 40 managers, graduate managers and video coordinators have moved on to a profession in athletics. Here is a list of 30 still involved in athletics:

**Nate Babcock**  
Special Assist. to the Head Coach, Atlanta Hawks

**Jon Borovich**  
Assistant Coach, Northwestern University

**Jamie Curtis**  
Lead Media Operator, ESPN/SEC Network

**Colin Donnelly**  
Graduate Assistant, Kent State

**Sean Dwyer**  
Assistant Coach, University of Cincinnati

**Jon Dykema**  
Mgr. of Football Admin./Lead Counsel, Detroit Lions

**Brett Ferguson**  
Director of Basketball Operations, Western Carolina

**Joe Griffin**  
Head Coach, Roosevelt University

**Andrew Henk**  
Head Equipment Manager, Los Angeles Lakers

**Steve Hetzel**  
Assistant Coach, Orlando Magic

**TJ Hurlley**  
Head Coach, Livonia Franklin HS

**Thomas Kelley**  
Assistant Coach, Western Michigan

**Ben McNally**  
Assistant Coach, South Lyon HS

**Justin Munson**  
Athletic Business/Operations Asst., Wayne State

**Ryan Nadeau**  
Director of Player Personnel, Virginia Tech

**Andrew Novak**  
Basketball Operations Assoc., Minnesota Timberwolves

**Jordan Ott**  
Assistant Coach, Brooklyn Nets

**David Owens**  
Michigan State Ticket Office Intern

**Brian Palazzolo**  
Assistant Video Coordinator/Advanced Scout, Utah Jazz

**Kevin Pauga**  
Assistant AD/Administration, Michigan State

**Zach Peterson**  
Player Development Coach, Oklahoma City Thunder

**Mike Pires**  
Pro Scout, Brooklyn Nets

**Paul Rivers**  
Chief of Staff, Oklahoma City Thunder

**Joe Road**  
General Manager of Ticket Sales, Univ.Pittsburgh

**Sean Sheldon**  
Assistant Video Coordinator, San Antonio Spurs

**Robby Smith**  
Director of Volleyball Operations, Michigan State

**Drew Valentine**  
Assistant Coach, Loyola Chicago

**Dan Vincent**  
Head Video/Player Development, Cleveland Cavaliers

**Charlie Wesley**  
Senior Solutions Consultant, North America, Hudl

**George Wishart**  
Associate Director, CBS Sports







**2019-20 SPARTANS**



**KYLE  
AHRENS**

**SPARTANS**

**0**

1999

1999

CHAMPIONS

Michigan State Spartans Basketball



## KYLE AHRENS

6-6 • 210 • VERSAILLES, OHIO  
R-SENIOR • GUARD/FORWARD

### CAREER STATS

Year	GP/GS	Min./Avg	FG-FGA	FG%	3FG-FGA	3FG%	FT-FTA	FT%	OFF-DEF	REB	AVG	PF/D	A	TO	BL	ST	PTS	AVG
15-16	26/0	86/3.3	10-24	.417	4-13	.308	7-10	.700	8-8	16	0.6	10/0	7	9	2	2	31	1.2
16-17	34/4	279/8.2	30-70	.429	15-45	.333	12-16	.750	6-33	39	1.1	46/0	8	9	0	1	87	2.6
17-18	redshirted																	
18-19	30/8	563/18.8	53-120	.442	20-68	.294	15-18	.833	18-57	75	2.5	37/0	31	20	3	19	141	4.7
<b>TOTAL</b>	<b>90/12</b>	<b>928/10.3</b>	<b>93-214</b>	<b>.435</b>	<b>39-126</b>	<b>.310</b>	<b>34-44</b>	<b>.773</b>	<b>32-98</b>	<b>130</b>	<b>1.4</b>	<b>93/0</b>	<b>46</b>	<b>38</b>	<b>5</b>	<b>22</b>	<b>259</b>	<b>2.9</b>

### THE WORD

Strong, tough wing player • Explosive athlete with high basketball IQ • Very good outside shooter • Good offensive rebounder • Missed all of the 2019 NCAA tournament after an ankle injury in the Big Ten Championship, but had a strong, healthy summer.

### 2018-19

Appeared in 30 games, starting eight times • Finished the season averaging 4.7 points and 2.5 rebounds per game • Eighth on the team in minutes per game, averaging 18.8 • Averaged 7.5 points and 3.6 rebounds in 26.6 minutes as a starter • Scored in double figures three times • Started four games early in the season after an injury to Matt McQuaid • In his first start, played a career-high 41 minutes and scored a career-high 15 points in an overtime loss at Louisville (11/27) • Scored MSU's final seven points and grabbed five rebounds in a 63-59 win at Florida (12/8) • Scored 11 points, grabbed two rebounds and had three assists in a win over Northwestern (1/2) • Scored 11 points, grabbed seven rebounds and had three assists in a loss to Indiana (2/2) • Missed all of the NCAA Tournament after suffering a severe ankle sprain in the Big Ten Championship game against Michigan (3/17) • Selected to the National Association of Basketball Coaches (NABC) Honors Court, recognizing men's basketball players who carry a grade-point average of 3.2 or higher • An Academic All-Big Ten selection.

### 2017-18

Missed the entire season after an injury in the pre-season • Selected to the National Association of Basketball Coaches (NABC) Honors Court, recognizing men's basketball players who carry a grade-point average of 3.2 or higher.

### 2016-17

Appeared in 34 games, starting four, averaging 2.6 points and 1.1 rebounds in 8.2 minutes • Matched his then-career high with nine points, while setting new career highs in rebounds (7) and minutes (27) vs. Tennessee Tech (12/10) • Scored a season-high nine points in two additional contests, against Mississippi Valley State (11/18) and Northeastern (12/18) • Scored six points against Nebraska (2/23), a personal best against a Big Ten opponent • Started in four of seven games in December while Miles Bridges recovered from an ankle injury, and averaged 7.0 ppg and 3.5 rpg in those four starts • Made his first career start vs. Oral Roberts (12/3), scoring six points to go along with four rebounds • Hit two 3-pointers in three contests against Mississippi Valley State (11/18), Tennessee Tech (12/10) and Penn State (3/9) • Academic All-Big Ten.

### 2015-16

Appeared in 26 games, averaging 1.2 points and 0.6 rebounds in 3.3 minutes • Scored a season-high five points and grabbed a season-high three rebounds against Arkansas-Pine Bluff (11/20) • Scored four points in three games against Boston College (11/26), Rutgers (1/31) and Penn State (2/28) • Played a season-high 11 minutes against Binghamton (12/5).







2019-20 SPARTANS

SPARTANS

MSUSPARTANS.COM

## HIGH SCHOOL

Averaged 30.0 points, 8.3 rebounds and 3.4 assists per game as a senior at Versailles High School, playing for Coach Scott McEldowney • 2015 Associated Press Division III First Team All-Ohio • Led the Tigers to the Ohio High School Athletic Association regional tournament, falling in the district finals • First Team All-Midwest Athletic Conference • Division III Southwest District Boys Basketball Player of the Year • Participated in the 2015 American Family Insurance High School Slam Dunk Championship • Played in the Ohio Division III-IV North-South All-Star Game, scoring 15 points for the South • Daily Advocate (Greenville, Ohio) Winter Sports Athlete of the Year • Averaged 22 points, seven rebounds and four assists as a junior, before suffering a season-ending leg injury in the sixth game of the season • Shot 62 percent from two-point range and 40 percent from outside the arc, while also shooting 77 percent from the foul line • Helped lead Versailles to the Ohio Division III state title game as a sophomore, posting a final record of 23-6 • Averaged 19.8 points as a sophomore, leading the team in scoring, rebounding, steals and assists, while shooting .824 from the foul line, to earn special mention Division III All-Ohio honors • Was a four-year starter • His dunk over an opposing player in the state semifinals was featured on ESPN SportsCenter's Top 10 plays • Rated the No. 36 shooting guard in the nation by ESPN100 and No. 47 by 24/7 Sports, and the No. 25 small forward by Scout.com • National Honor Society member.

## PERSONAL

Kyle William Ahrens • Born March 6, 1996 • Son of Kevin and Susan Ahrens • Advertising major who graduated in December 2018 • Started a Master of Arts in Education in the spring • Married Janelle Mangen on July 22, 2019.





 **MARCUS  
BINGHAM JR.**





## MARCUS BINGHAM JR.

6-11 • 225 • GRAND RAPIDS, MICH.  
SOPHOMORE • FORWARD

### CAREER STATS

Year	GP/GS	Min./Avg	FG-FGA	FG%	3FG-FGA	3FG%	FT-FTA	FT%	OFF-DEF	REB	AVG	PF/D	A	TO	BL	ST	PTS	AVG
18-19	24/0	84/3.5	6-21	.286	6-14	.429	5-9	.556	4-22	26	1.1	11/0	7	4	10	0	23	1.0
<b>TOTAL</b>	<b>24/0</b>	<b>84/3.5</b>	<b>6-21</b>	<b>.286</b>	<b>6-14</b>	<b>.429</b>	<b>5-9</b>	<b>.556</b>	<b>4-22</b>	<b>26</b>	<b>1.1</b>	<b>11/0</b>	<b>7</b>	<b>4</b>	<b>10</b>	<b>0</b>	<b>23</b>	<b>1.0</b>

### THE WORD

Worked hard in the summer to make gains in the weight room and is expected to see a more expanded role in the frontcourt • A stretch forward who can handle the ball and play in space • Has a 7-4 wingspan, the longest on the team • Height and length make him effective around the basket.

### 2018-19

Appeared in 24 games • Averaging 1.0 points and 1.1 rebounds in 3.5 minutes • Blocked 10 shots, fifth on the team • Made his first collegiate appearance against Kansas (11/6) in the Champions Classic • Played a career-high 11 minutes against Tennessee Tech (11/18), scoring three points and blocking a pair of shots • Scored a career-high six points and grabbed four rebounds against UCLA (11/22) in the Las Vegas Invitational.

### HIGH SCHOOL

A two year letterwinner at Grand Rapids Catholic Central • A starter his last two years and captain as a senior • 2018 Detroit Free Press Class B First Team selection • Detroit News Class B First Team selection • Averaged 21.0 points, 11.0 rebounds, four blocks and two assists during his senior year • Ranked No. 68 in the country by 247Sports.com • A finalist for the Michigan Mr. Basketball Award • Helped lead Grand Rapids to the Class B state championship • 2017 Detroit News Class B Fourth Team honoree • Averaged 16 points, 10 rebounds and two blocked shots as a junior • Led Grand Rapids Catholic Central to a conference title, a district title and an appearance in the regional final • Grew eight inches over the last two years • Opened his prep career at Ottawa Hills, where he played as a freshman and a sophomore.

### PERSONAL

Marcus Jerome Bingham Jr. • Born on July 14, 2000 in Grand Rapids • The son of Marcus Bingham Sr. and Jonie Bondon • Has an older sister, Makaiya, and a younger brother, Mykel • Favorite team is the Golden State Warriors and athlete is Kevin Durant • Grew from 6-2 as a freshman to 6-10 as a senior • Majoring in communication.







**GABE  
BROWN**

**SPARTANS**  
**40**



## GABE BROWN

6-7 • 210 • YPSILANTI, MICH.  
SOPHOMORE • FORWARD

### CAREER STATS

Year	GP/GS	Min./Avg	FG-FGA	FG%	3FG-FGA	3FG%	FT-FTA	FT%	OFF-DEF	REB	AVG	PF/D	A	TO	BL	ST	PTS	AVG
18-19	32/0	253/7.9	23-59	.390	16-43	.372	10-13	.769	10-28	38	1.2	14/0	4	2	4	2	72	2.3
<b>TOTAL</b>	<b>32/0</b>	<b>253/7.9</b>	<b>23-59</b>	<b>.390</b>	<b>16-43</b>	<b>.372</b>	<b>10-13</b>	<b>.769</b>	<b>10-28</b>	<b>38</b>	<b>1.2</b>	<b>14/0</b>	<b>4</b>	<b>2</b>	<b>4</b>	<b>2</b>	<b>72</b>	<b>2.3</b>

### THE WORD

Coming off a strong summer and off-season • A gym rat with a high basketball IQ, he is among the most improved players on the team after spending time in the gym and the weight room • Athletic wing who can score in a variety of ways • Very good outside shooter • Tremendous passion for the game • Grew six inches between his freshman and junior years in high school.

### 2018-19

Appeared in 32 games • Averaged 2.3 points and 1.2 rebounds in 7.9 minutes per game • Connected on 37.3 percent of his 3-point attempts (16-of-43) • Scored in double figures twice • Played a career-high 22 minutes in a win over Nebraska (3/5) • Made his first appearance and scored his first basket at home in a win over FGCU (11/11) • Hit a pair of big 3-pointers late in the second half during an overtime loss at Louisville (11/27) • Scored 11 points, hitting 3-of-4 3-point attempts, in a win over Green Bay (12/16) • Came off the bench to score 15 points, connecting on 4-of-6 shots from long distance, in 16 minutes against LSU (3/29) in the Sweet 16 of the NCAA Tournament.


### HIGH SCHOOL

2018 Detroit News Class A First Team honoree and All-West First Team selection • 2018 Detroit Free Press Class A First Team selection • Averaged 18.5 points, 5.7 rebounds, 2.1 assists and 1.2 blocks to help Belleville reach the Class A regional finals • Connected on 42.0 percent of his 3-point field goal attempts • 2017 Detroit Free Press Class A All-State honoree • 2017 Detroit News Class A Third Team honoree, while also earning Detroit News All-West honors • Averaged 15.9 points, 5.7 rebounds and 1.4 blocks as a junior at Belleville High School • Shot 60.2 percent from the field and 41 percent from 3-point range • Led Belleville to a 20-3 record and a district title • 2017 Associated Press Class A All-State honorable mention • Grew from 6-1 as a freshman to 6-7 as a junior.

### PERSONAL

Gabriel Thomas Brown • Born March 5, 2000 in Ypsilanti, Mich. • The son of Nick Brown • Has two brothers, Stephone Fredrick, who went to Bethany Lutheran College, and Nick, who went to William Penn University • An honor roll student at Belleville • Lists his brothers, mother, grandparents and his late father as the most influential people in his life • Switched to No. 44 as a sophomore to honor his father • Lists The Proud Family and The Regular Show as his favorite TV shows • Favorite athletes are LeBron James and Kobe Bryant • Favorite team is the Los Angeles Lakers • Majoring in communication.





**BRADEN  
BURKE**



**SPARTANS  
40**



©2011 Michigan State University. All rights reserved. Michigan State University is an equal opportunity institution.



## BRADEN BURKE

7-0 • 245 • STEVENSVILLE, MICH.  
R-JUNIOR • FORWARD

### CAREER STATS

Year	GP/GS	Min./Avg	FG-FGA	FG%	3FG-FGA	3FG%	FT-FTA	FT%	OFF-DEF	REB	AVG	PF/D	A	TO	BL	ST	PTS	AVG	
16-17	32/7	487/15.2	61-144	.424	0-0	.000	17-44	.386	28-58	86	2.7	76/0	4	33	10	11	139	4.3	
17-18	redshirted																		
18-19	9/0	13/1.4	2-5	.400	0-0	.000	1-2	.500	2-1	3	0.3	2/0	0	0	0	0	5	0.6	
<b>TOTAL</b>	<b>41/7</b>	<b>500/12.2</b>	<b>63-149</b>	<b>.423</b>	<b>0-0</b>	<b>.000</b>	<b>18-46</b>	<b>.391</b>	<b>30-59</b>	<b>89</b>	<b>2.2</b>	<b>78/0</b>	<b>4</b>	<b>33</b>	<b>10</b>	<b>11</b>	<b>144</b>	<b>3.5</b>	

### THE WORD

Sat out the 2017-18 season due to NCAA rules after transferring from Robert Morris • Skilled center with solid mid-range jump shot • Good finisher around the rim.

### 2018-19

Appeared in nine games • Averaged 0.6 points and 0.3 rebounds • Scored first career points with a basket against Iowa (12/3) • Also scored in a win over Oakland (12/21), playing a season-high three minutes.

### 2017-18

Sat out the season due to NCAA rules following his transfer from Robert Morris.

### 2016-17 (AT ROBERT MORRIS)

Appeared in 32 games, including starting seven, averaging 4.3 points and 2.7 rebounds in 15.2 minutes • Started the first six contests of the season, averaging 5.2 points and 3.5 rebounds • Scored in double figures in three contests • Scored a season-high and team-high 12 points against Fairleigh Dickinson (12/31), including hitting 5-of-6 shots • Totaled 10 points against both Richmond (11/20) and LIU Brooklyn (1/5) • Grabbed a season-high eight rebounds against Kansas State (11/22), while grabbing seven rebounds against both Richmond (11/20) and Oakland (12/10) • Played double-figure minutes in 28 of his 32 contests.

### HIGH SCHOOL

Averaged 19.4 points and 12.2 rebounds as a prep senior at Lakeshore High School • Led the Lancers to an overall record of 20-8 and an appearance in the Class B state championship game, scoring a game-high 19 points against Detroit Henry Ford in the title game • Named Class B Second-Team All-State by the Detroit News • 2016 Associated Press Class B All-State honorable mention selection • McDonald's All-American nominee in 2016 • Averaged 17.6 points, 11.4 rebounds and 4.0 blocks per contest as a junior • Three-time all-conference selection.

### PERSONAL

Braden Henry Burke • Born Nov. 7, 1997 • Son of Ralph and Marianne Burke • Advertising management major.







**CONNER  
GEORGE**

**SPARTANS**

**41**

1999

1999

ELITE



## CONNER GEORGE

6-4 • 205 • OKEMOS, MICH.  
R-SENIOR • GUARD

### CAREER STATS

Year	GP/GS	Min./Avg	FG-FGA	FG%	3FG-FGA	3FG%	FT-FTA	FT%	OFF-DEF	REB	AVG	PF/D	A	TO	BL	ST	PTS	AVG
16-17	10/0	12/1.2	1-2	.500	0-1	.000	4-6	.667	0-3	3	0.3	0-0	1	3	0	0	6	0.6
17-18	16/0	54/3.4	3-15	.200	0-8	.000	0-2	.000	7-11	18	1.1	6/0	0	2	0	3	6	0.4
18-19	18/0	28/1.5	4-8	.500	0-0	.000	2-3	.667	1-8	9	0.5	7/0	1	0	0	1	10	0.6
TOTAL	44/0	94/2.1	8-25	.320	0-9	.000	6-11	.545	8-22	30	0.7	13/0	2	5	0	4	22	0.5

### THE WORD

Awarded a scholarship for 2017-18, after initially joining the Spartans as a walk-on for the 2015-16 season • Earned his bachelor's degree in three years and is currently enrolled in graduate school • Excellent long-range shooter.

### 2018-19

Appeared in 18 games • Averaged 0.6 points and 0.5 rebounds in 1.6 minutes per game • Played a season-high five minutes against Bradley (3/21) in the NCAA Tournament, hitting a pair of free throws • Scored baskets in wins over ULM (11/14), Green Bay (12/16), Oakland (12/21) and Minnesota (2/9) • Selected to the National Association of Basketball Coaches (NABC) Honors Court, recognizing men's basketball players who carry a grade-point average of 3.2 or higher • An Academic All-Big Ten selection.

### 2017-18

Appeared in 16 games • Averaged 0.4 points and 1.1 rebounds in 3.4 minutes per game • Played a career-high 18 minutes, scored two points, grabbed a career-best seven rebounds, including five on the offensive end, in the first round of the PK80 Invitational against DePaul (11/23) • Also hit baskets in wins over Nebraska and Long Beach State (12/21) • Selected to the National Association of Basketball Coaches (NABC) Honors Court, recognizing men's basketball players who carry a grade-point average of 3.2 or higher.

### 2016-17

Appeared in 10 games, averaging 0.6 points in 1.2 minutes • Recipient of MSU's Tim Bograkovs Walk-On Award • Scored a career-high four points, going 4-for-6 from the free throw line in the Big Ten Tournament vs. Penn State (3/9) • Scored his first career points on a layup vs. Minnesota (1/11) • Saw his first action in the Green and White and grabbed two rebounds vs. Mississippi Valley State (11/18) • Academic All-Big Ten.

### 2015-16

Redshirted.


### HIGH SCHOOL

2015 Lansing State Journal Dream Team honoree • Averaged 23 points and 10.6 rebounds as a senior, shooting 48 percent from the field and 83 percent from the foul line, playing for Coach Jeff Wonch • Made 38 3-pointers on the season • 2015 Class A All-State honoree as selected by the Basketball Coaches Association of Michigan • 2015 Associated Press Honorable Mention Class A All-State • Chose to walk-on at Michigan State over numerous Division II and III opportunities • Earned 2014 all-league honorable mention accolades, while leading Okemos to the Class A district finals.

### PERSONAL

Robert Conner George • Born Feb. 18, 1997 • Son of Jerry and Cathy George; Cathy is head coach of the Michigan State volleyball team • Earned his bachelor's degree in communication in May 2018 • Currently pursuing a Master of Arts in education.





  
**MALIK  
HALL**

**SPARTANS**  
**25**



## MALIK HALL

6-7 • 215 • AURORA ILL.  
FRESHMAN • FORWARD

### THE WORD

A versatile player with a high IQ • Has the ability to play a variety of positions • Head Coach Tom Izzo refers to him as an “OKG,” Our Kinda Guy • Can handle the ball and has the ability to shoot the three and play on the block.

### HIGH SCHOOL

Spent three years at Sunrise Christian Academy in Kansas • Captained team as senior • Comes from the same programs (Sunrise Christian and MOKAN Elite) as former MSU standout Lourawls “Tum Tum” Nairn Jr. • Averaged 19.0 points, 6.0 rebounds and 3.0 assists while shooting 49.0 percent from the floor and 44.0 percent from 3-point land • Ranked No. 52 in the country by 247Sports for the 2019 Class • He averaged 13.6 points, 5.5 rebounds and 2.0 assists while shooting 50.0 percent from the floor at Sunrise in 2017-18 • Spent his first two years of high school at Matea Valley in Aurora, Ill.

### PERSONAL

Malik Lorenzo Hall • Born on July 25, 2000 in Spokane, Wash. • Son of Julie and Lorenzo Hall • Has an older sister, Brianna • Enjoys movies and playing video games • Lists his mother as the most influential person in his life • Favorite TV show is Grey’s Anatomy • Favorite movies are the Harry Potter series and the Perks of Being a Wallflower • Favorite athletes are LeBron James, Kevin Durant and James Harden • Planning to major in communication.







**JOEY  
HAUSER**

**SPARTAN  
20**

1999

195

AMERICA'S

THE



## JOEY HAUSER

6-9 • 220 • STEVENS POINT, WIS.  
R-SOPHOMORE • FORWARD

### CAREER STATS

Year	GP/GS	Min./Avg	FG-FGA	F6%	3FG-FGA	3FG%	FT-FTA	FT%	OFF-DEF	REB	AVG	PF/D	A	TO	BL	ST	PTS	AVG
18-19*	34/31	992/29.2	106-237	.447	45-106	.425	72-91	.791	30-150	180	5.3	94/4	82	70	3	12	329	9.7
TOTAL	34/31	992/29.2	106-237	.447	45-106	.425	72-91	.791	30-150	180	5.3	94/4	82	70	3	12	329	9.7

\* at Marquette

### THE WORD

A transfer from Marquette who will sit out the 2019-20 season per NCAA transfer rules • Recruited by Michigan State out of high school • A hard-working player who is versatile, has a high basketball IQ.

### 2018-19

Started 31 of 34 games and averaged 9.7 points, 5.3 rebounds and 2.4 assists in 29.2 minutes per game • Scored double figures 17 times, including nine times in BIG EAST action • Five-time BIG EAST Freshman of the Week • Posted six points and seven rebounds in NCAA debut against UMBC (11/6) in the season opener • Entered the starting lineup for the first time against Presbyterian (11/17) after serving as a reserve for his first three games • Scored 18 points and posted four rebounds in his first road game at Indiana (11/14) • Scored 15 points in his first career game against No. 12/16 Wisconsin (12/8), a victory at Fiserv Forum • Earned the first BIG EAST weekly honor of his career following the matchup with the Badgers by being recognized as the league's freshman of the week • Also earned the league's top freshman honors after posting 15 and 18 points, respectively, in his first two conference games against St. John's (1/1) and Xavier (1/6) • Scored a season-high 21 points at Xavier (1/26), ending an eight-game stretch to start BIG EAST play which saw Hauser reach double figures in seven contests and average 12.1 points • Reached season-bests of 10 rebounds and six assists against North Dakota (12/18).

### 2017-18

Missed majority of senior season following ankle surgery, graduated early and enrolled at Marquette for the spring 2018 semester, during which he redshirted.

### HIGH SCHOOL

Ranked as high as 32nd in the nation by 247Sports.com • Helped lead Stevens Point Area Senior High to three-straight state titles under the direction of head coach Scott Anderson • Averaged 23.6 points, 11.5 rebounds and 5.1 assists per game as a junior en route to the squad's third championship • Finished with 33 points and 22 rebounds in the title matchup • Unanimous selection to the Wisconsin Basketball Coaches Association All-State Team and claimed co-player of the year accolades in the Wisconsin Valley Conference in 2016-17 • A three-year varsity letterwinner, was an all-state performer as a sophomore after averaging 17.5 points, 7.7 rebounds and 3.5 assists per game while shooting 59.6 percent from the floor • As a freshman in 2014-15, claimed all-league accolades and chipped in 9.6 points and 4.6 boards per contest en route to his first state championship • Along with the trio of titles, the Panthers finished undefeated in league play each of those campaigns and were a combined 79-5 overall.

### PERSONAL

Born July 17, 1999 in Green Bay, Wis. • Son of Dave and Stephanie Hauser • Has one sister, Nicki, and brother Sam, who plays basketball at Virginia • Communication major.





**AARON  
HENRY**



## AARON HENRY

6-6 • 210 • INDIANAPOLIS, IND.  
SOPHOMORE • FORWARD

### CAREER STATS

Year	GP/GS	Min./Avg	FG-FGA	FG%	3FG-FGA	3FG%	FT-FTA	FT%	OFF-DEF	REB	AVG	PF/D	A	TO	BL	ST	PTS	AVG
18-19	39/22	859/22.0	93-188	.495	15-39	.385	38-52	.692	39-111	150	3.8	71/0	61	50	19	25	237	6.1
<b>TOTAL</b>	<b>39/22</b>	<b>859/22.0</b>	<b>93-188</b>	<b>.495</b>	<b>15-39</b>	<b>.385</b>	<b>38-52</b>	<b>.692</b>	<b>39-111</b>	<b>150</b>	<b>3.8</b>	<b>71/0</b>	<b>61</b>	<b>50</b>	<b>19</b>	<b>25</b>	<b>237</b>	<b>6.1</b>

### THE WORD

Made big strides in the off-season, improving his ball handling, shooting and defense • A versatile player who is a strong finisher, can pull up and shoot from long distance • Plays with toughness and uses his athleticism on both ends, showing the ability to guard opposing wings and play in the post • A solid catch and shoot player.

### 2018-19

Appeared in all 39 games, starting 22, including the last 16 games of the season • Seventh on the team in scoring with 6.1 points per game, while adding 3.8 rebounds and 1.6 assists • Connected on 49.5 percent of his shots from the floor (93-of-188) • Reached double figures in scoring four times, including twice during the NCAA Tournament • Averaged 9.0 points and 5.6 rebounds during the postseason, including 10.4 points and 5.2 rebounds, while shooting 58.3 percent from the floor (21-of-36) and 40.0 percent from 3-point land (4-of-10) during the NCAA Tournament • In 22 games as a starter, averaged 7.6 points and 4.7 rebounds while shooting 51.1 percent from the floor • Scored a career-high 20 points, adding eight rebounds and six assists, in the Sweet 16 of the NCAA Tournament against LSU (3/29) • Reached double figures in scoring for the first time in his career with 12 points, six rebounds and four assists in a win at Iowa (1/24) • Scored 11 points against Texas Tech (4/6) in the Final Four.

### HIGH SCHOOL

A four-year starter and captain at Ben Davis in Indianapolis • Selected to the Supreme 15 by the Indiana Basketball Coaches Association and an Associated Press All-State First Team selection • A second team selection to the All-USA Indiana team • Led Ben Davis to a sectional title as a senior while averaging 17.0 points, 8.8 rebounds and four assists per game • As a junior, a 2017 Associated Press All-State Second

Team selection • 2017 USA Today All-USA Indiana First Team honoree • Averaged 14.2 points, 6.6 rebounds and 3.8 assists as a junior • Led Ben Davis to an Indiana 4A State Championship and a 23-5 overall record • Totaled 12 points, three rebounds, three assists and two blocks in a 55-52 victory over Fort Wayne North Side in the state title game • Shot 42 percent from 3-point range • 2017 Indiana Junior All-Star • Named to the 2017 Indiana Basketball Coaches Association (IBCA) Underclass All-State Supreme 15 • Owns a 6-foot-10 wingspan.

### PERSONAL

Aaron James Henry • Born on Aug. 30, 1999 in Louisville, Ky. • The son of James and Nicola Henry • Has an older brother, Demarco, who plays football at Depauw University • Lists his brother as the most influential person in his career • Lists Martin as his favorite TV show and All About the Benjamins as his favorite movie • Favorite athlete is Paul George • Majoring in communication.







**JACK  
HOIBERG**

**SPARTANS**  
**10**



## JACK HOIBERG

5-11 • 175 • BURR RIDGE, ILL.  
R-SOPHOMORE • GUARD

### CAREER STATS

Year	GP/GS	Min./Avg	FG-FGA	FG%	3FG-FGA	3FG%	FT-FTA	FT%	OFF-DEF	REB	AVG	PF/D	A	TO	BL	ST	PTS	AVG
18-19	14/0	18/1.3	2-6	.333	2-3	.667	4-4	1.000	1-1	2	0.1	0/0	3	5	0	1	10	0.7
<b>TOTAL</b>	<b>14/0</b>	<b>18/1.3</b>	<b>2-6</b>	<b>.333</b>	<b>2-3</b>	<b>.667</b>	<b>4-4</b>	<b>1.000</b>	<b>1-1</b>	<b>2</b>	<b>0.1</b>	<b>0/0</b>	<b>3</b>	<b>5</b>	<b>0</b>	<b>1</b>	<b>10</b>	<b>0.7</b>

### THE WORD

Joined the Spartans as a walk-on prior to the start of the 2017-18 season • Feisty point guard with a high basketball IQ • Relentless competitor in practice.

### 2018-19

Appeared in 14 games • Averaged 0.7 points and 0.2 assists per game • Named a co-recipient of the Tim Bograkos Walk-On Award • Played a career-high four minutes in win over Oakland (12/21) • Scored his first career points with a pair of free throws in a win over Tennessee Tech (11/18) • Hit his first career field goal, a 3-pointer, in a win over Northern Illinois (12/29) • Also hit a 3-pointer in a win over Ohio State (2/17) • Appeared in games against Bradley and Minnesota during the 2019 NCAA Tournament in Des Moines, Iowa • An Academic All-Big Ten selection.

### 2017-18

Redshirted.

### HIGH SCHOOL

Averaged 14.8 points, 2.5 rebounds and 2.0 assists per game as a senior at Hinsdale Central, helping guide the Red Devils to a 16-12 mark • Named to the West Suburban Conference All-Conference and DuPage County All-Area Teams • 2017 Pioneer Press All-Area Honorable Mention • Named Chicago Sports Network Player of the Month for February • Spent his first two years at Gilbert High School in Iowa, averaging 10.7 points as a freshman and 12.2 points as a sophomore, helping his team win conference as a sophomore • Turned down Division I golf scholarship offers after being a part of back-to-back state championship golf teams.

### PERSONAL

Jackson Fredrick Hoiberg • Born March 11, 1999 • Son of Fred and Carol Hoiberg • Father Fred played 10 NBA seasons and is currently the head coach at the University of Nebraska • Communication major.





1999

195

STEVEN  
IZZO

SPARTANS  
13



## STEVEN IZZO

5-8 • 150 • EAST LANSING, MICH.  
FRESHMAN • GUARD

### THE WORD

The son of Head Coach Tom Izzo • Joined the team as a walk-on in the summer of 2019 • A solid catch and shoot player • A hard worker who has a great sense for the game.

### HIGH SCHOOL


A two-year letterwinner at Lansing Catholic High School • Played in 24 games as a senior, averaging 1.5 points per game in just under five minutes per game • Appeared in nine games as a junior.

### PERSONAL

Steven Mateen Izzo • Born on June 16, 2000 in East Lansing • The son of Tom and Lupe Izzo • Has an older sister, Raquel • Lists Mateen Cleaves as his sports hero • Career goal is to be a general manager in the NBA • Favorite pro team is the Baltimore Ravens • Favorite athlete is Jared Rosburg • Nickname is SteveO • His first trophy was for writing a poem about the World's Greatest Dad • Plans to major in communication.







**THOMAS  
KITHIER**

**MARTIN**  
**25**

1999

19



## THOMAS KITHIER

6-8 • 230 • CLARKSTON, MICH.  
SOPHOMORE • FORWARD

### CAREER STATS

Year	GP/GS	Min./Avg	FG-FGA	FG%	3FG-FGA	3FG%	FT-FTA	FT%	OFF-DEF	REB	AVG	PF/D	A	TO	BL	ST	PTS	AVG
18-19	31/0	180/5.8	23-29	.793	0-0	.000	3-6	.500	14-26	40	1.3	25/0	5	7	3	3	49	1.6
<b>TOTAL</b>	<b>31/0</b>	<b>180/5.8</b>	<b>23-29</b>	<b>.793</b>	<b>0-0</b>	<b>.000</b>	<b>3-6</b>	<b>.500</b>	<b>14-26</b>	<b>40</b>	<b>1.3</b>	<b>25/0</b>	<b>5</b>	<b>7</b>	<b>3</b>	<b>3</b>	<b>49</b>	<b>1.6</b>

### THE WORD

Among the team's most improved players • Smart, hard-working player with a high basketball IQ • A solid defender • Runs the floor well and can be effective in the post.

### 2018-19

Appeared in 31 games • Averaged 1.6 points and 1.3 rebounds in 5.8 minutes per game • Saw action in 15 Big Ten games, averaging 2.4 points and 1.8 rebounds in 7.3 minutes • Connected on 79.3 percent of his field goals (23-of-29) • Made his first appearance against Kansas (11/6) in the Champions Classic • Scored his first basket against Tennessee Tech (11/18) • Played 11 minutes, scoring two points with one assist, against UCLA (11/22) in the Las Vegas Invitational • Scored six points and grabbed a career-high five rebounds in a win at Iowa (1/24) • Registered a career-high eight points and had three rebounds against Minnesota (2/9) • Played at least 10 minutes in six-straight games late in the season, including a career-high 19 minutes against Nebraska (3/5), scoring six points and grabbing three rebounds.

### HIGH SCHOOL

2017 Detroit Free Press Class A Second Team selection and Detroit News Class A Third Team honoree • Averaged 21 points, 12 rebounds, five assists and three blocks as a prep junior at Macomb Dakota • Led Dakota to a 20-4 record and a district title • 2017 Detroit News All-East Team honoree • 2017 MLive Detroit Dream Team Second Team selection • 2017 Associated Press Class A All-State honorable mention • 2016 Detroit Free Press Class A honorable mention recipient • Transferred to Clarkston High School for his senior year • Played club for the All Ohio Red Has not played a game since March 2017 after transferring high schools in Michigan and sitting out his senior year.

### PERSONAL

Thomas Karl Kithier • Born on June 29, 1999 in Grosse Point, Mich. • The son of Karl and Jane Kithier • Enjoys playing video games • Lists his parents as the most influential people in his life • Lists The Simpsons as his favorite TV show and The Shawshank Redemption as his favorite movie • Favorite team is the Detroit Lions • Advertising management major.





**JOSHUA  
LANGFORD**

**SPARTANS**  
**1**



## JOSHUA LANGFORD

6-5 • 200 • HUNTSVILLE, ALA.  
SENIOR • GUARD

### CAREER STATS

Year	GP/GS	Min./Avg	FG-FGA	F6%	3FG-FGA	3FG%	FT-FTA	FT%	OFF-DEF	REB	AVG	PF/D	A	TO	BL	ST	PTS	AVG
16-17	35/27	734/21.0	94-189	.497	37-89	.416	17-26	.654	25-56	81	2.3	70/1	38	38	3	14	242	6.9
17-18	35/35	946/27.0	152-354	.429	44-109	.404	62-73	.849	28-77	105	3.0	83/4	54	52	3	13	410	11.7
18-19	13/13	372/28.6	70-158	.443	29-72	.403	26-31	.839	9-38	47	3.6	31/0	30	31	1	11	195	15.0
<b>TOTAL</b>	<b>83/5</b>	<b>2052/24.7</b>	<b>316-701</b>	<b>.451</b>	<b>110-270</b>	<b>.407</b>	<b>105-130</b>	<b>.808</b>	<b>62-171</b>	<b>233</b>	<b>2.8</b>	<b>184/5</b>	<b>122</b>	<b>121</b>	<b>7</b>	<b>38</b>	<b>847</b>	<b>10.2</b>

### THE WORD

Co-Captain • Missed most of last season after a foot injury • Spent most of the summer going through rehabilitation and began full practice at the start of the season • A confident player who is effective offensively and defensively • Athletic wing who plays in full attack mode • Solid mid-range games • Improved ball-handler and defender.

### 2018-19

Tri-captain • The recipient of the Stephen G. Scofes Inspirational Player Award • Started the first 13 games of the season before being sidelined for the remainder of the year with a foot injury • Averaged 15.0 points, 3.6 rebounds and 2.3 assists, while shooting 44.3 percent from the floor (70-of-158) and 40.3 percent from 3-point land (29-of-72), before missing the remainder of the season • Scored in double figures in the first 12 games of the season, including nine games with at least 14 points and one game with at least 20 points • Set a career-high with 29 points – hitting 10-of-16 shots from the floor and 5-of-6 from 3-point land, against Texas (11/23) in the championship game of the Las Vegas Invitational • Was named to the All-Tournament Team at the Las Vegas Invitational • Played 12 minutes against Northern Illinois (12/29) in his final appearance of the season.

### 2017-18

Co-recipient of MSU's Best Defensive Player Award • A starter in all 35 games, averaged 11.7 points, 3.0 rebounds and 1.6 assists in 27.0 minutes • Ranked fourth on the team in scoring • Third on the team in minutes played • Fourth on the team in three-point field goals made (44) and second on the team in three-point percentage (40.4%) • Ranked 13th in the Big Ten Conference in three-point percentage • Scored in double figures 19 times, including three games with at least 20 points, and led MSU in scoring on six occasions • In the championship game of the PK80 Invitational

against North Carolina (11/26), scored 23 points, hitting 5-of-7 shots from three-point land • Also scored 23 points against Cleveland State (12/29), hitting 9-of-12 shots from the floor, including 4-of-5 from long distance • Tallied a then-career-high six rebounds against Indiana (1/19) • Led the team in scoring with 19 points at Maryland (1/28), going 7-of-7 from the charity stripe • Dished out five assists at Northwestern (2/17), tying a career high • Ripped down a career-high seven boards against Michigan (3/3) in the Big Ten Tournament • Scored 22 points, grabbed four rebounds and had two assists in the NCAA Tournament against Bucknell (3/16).

### 2016-17

Appeared in 35 games, starting 27, averaging 6.9 points, 2.3 rebounds and 1.1 assists in 21.0 minutes • Led MSU and ranked tied for 10th in the Big Ten in 3-point field goal percentage (.416) • Started the final 25 contests of the season • Ranked fourth on the team in scoring • Scored a season-high 17 points vs. Nebraska (2/23), while matching his season-high with five rebounds and knocking down a season-best six free throws • MSU was 7-1 when he scored in double figures • Scored 13 points and matched his season-high with five rebounds in his first Big Ten Tournament game (vs. Penn State, 3/9) • Scored 13 points, 10 of which came in the second half, in his first career NCAA Tournament game (vs. Miami, 3/17).

### HIGH SCHOOL

Five-time Alabama Class 3A Player of the Year, first capturing the honor as an eighth grader • 2016 McDonald's All-American, recording 12 points, one rebound, two assists and one steal for the West • Two-time Gatorade Alabama Boys Basketball Player of the Year (2013, 2015) • Three-time Alabama Class 3A State Tournament MVP, leading Madison Academy to championships in 2013, 2015 and 2016 • No. 8 scorer in Alabama high school history with 3,089 points • Averaged 22.3 points, 6.7 rebounds and 2.6 assists as a







2019-20 SPARTANS

SPARTANS

MSUSPARTANS.COM




senior, adding 1.3 steals playing for Coach Andy Blackston • 2016 Third-Team All-American as selected by the Naismith Award and USA TODAY Sports • All-USA TODAY Sports Alabama Player of the Year • Scored 25 points in the Alabama Class 3A State Championship title game against Midfield • Played in the 2016 Nike Hoop Summit • Averaged 24.8 points, 8.8 rebounds and 3.8 assists as a junior, adding 1.7 steals and 1.1 blocks • 2015 Max Preps Junior All-America Second-Team honoree • Finished second in 2015 Alabama Mr. Basketball voting, and was named to the AL.com Super All-State First Team • Shot 53.7 percent from the field, 45.3 percent from 3-point range and 73.5 percent from the foul line • Totaled 19 points, 12 rebounds and seven assists in the Class 3A title game, leading Madison Academy to a 75-51 win over Piedmont as a junior • Scored in double figures in every game, and recorded seven double-doubles • Earned 2014 Max Preps Sophomore All-America First Team honors, averaging 22.8 points, 3.7 assists, 5.5 rebounds and 1.1 steals • Scored in double figures in 22 of 23 games as a sophomore, and recorded two double-doubles • Shot 51.1 percent from the field and 77.9 percent from the foul line • Missed the final month of the season due to injury • 2013 MaxPreps Freshman All-America First Team honoree, averaging 23.9 points, 2.9 assists, 8.5 rebounds and 1.1 steals • Scored in double figures in 32 of 33 games as a freshman, and recorded 13 double-doubles • Totaled 21 points, 19 rebounds, six assists, six steals and two blocks in a 54-47 win over Southside in the 2013 3A title game, earning MVP honors • Played on varsity as an eighth grader, earning Class 3A Player of the Year honors for the first time after averaging 18.3 points, 6.6 rebounds, 2.5 assists and 2.4 steals • Led Madison Academy to the state semifinal game, scoring 24 points in defeat • Named to the 2015-16 USA Basketball Men's Junior National Team and participated in the 2015 October mini-camp • Named to the 2013-14 USA Basketball Men's Developmental National Team, and participated in the 2012 USA Developmental National Team mini-camp • Played AAU basketball for Atlanta Celtics • Rated among the Top 22 players in his class by ESPN 100 (#19), Rivals.com (#20), 24/7 Sports (#21) and Scout.com (#24), resulting in a 24/7 Sports Composite ranking of #20.

## PERSONAL

Joshua Labyron Langford • Born Jan. 15, 1997 • Son of Tellus and Yolanda Langford • Majoring in advertising management with a minor in religious studies.





**FOSTER  
LOYER**

© 2014 Nike Inc. All rights reserved. Nike, the Nike logo, and the "Swoosh" are trademarks of Nike Inc. in the United States and other countries. Michigan State University is an equal opportunity institution.





## FOSTER LOYER

6-0 • 175 • CLARKSTON, MICH.  
SOPHOMORE • GUARD

### CAREER STATS

Year	GP/GS	Min./Avg	FG-FGA	FG%	3FG-FGA	3FG%	FT-FTA	FT%	OFF-DEF	REB	AVG	PF/D	A	TO	BL	ST	PTS	AVG
18-19	36/0	208/5.8	18-44	.409	8-27	.296	12-13	.923	1-13	14	0.4	25/0	32	20	0	4	56	1.6
<b>TOTAL</b>	<b>36/0</b>	<b>208/5.8</b>	<b>18-44</b>	<b>.409</b>	<b>8-27</b>	<b>.296</b>	<b>12-13</b>	<b>.923</b>	<b>1-13</b>	<b>14</b>	<b>0.4</b>	<b>25/0</b>	<b>32</b>	<b>20</b>	<b>0</b>	<b>4</b>	<b>56</b>	<b>1.6</b>

### THE WORD

Has worked hard in the off-season and could see more time as a backup at point guard • Tremendous feel for the game • Gifted shooter • Will need to learn to defend bigger guards.

### 2018-19

Appeared in 36 games • Averaged 1.6 points, 0.9 assists and 0.4 rebounds in 5.8 minutes per game • Scored his first collegiate points with a basket against Kansas (11/6) in the Champions Classic • Scored in double figures twice • Tallied 10 points in seven minutes during a win over Green Bay (12/16) • Had a breakout game against Ohio State in the quarterfinals of the Big Ten Tournament (3/15), hitting 5-of-7 shots from the floor, including 4-of-5 from 3-point land, to score 14 points in a career-high 18 minutes.

### HIGH SCHOOL

A four-time All-American and four-time Academic All-American • Recipient of the Michigan Hal Schram Mr. Basketball Award as a senior • 2018 Detroit Free Press and Detroit News Dream Team member • 2018 MLive Detroit Player of the Year • 2018 Associated Press Class A All-State First Team selection • Detroit News All-North selection • Averaged 27.0 points, 7.0 assists, four rebounds and three steals while guiding Clarkston to a 26-1 record and a second-straight Class A state title • Scored 82 points in the Final Four at the Breslin Center, including a 40-point performance in the title game win • During Loyer's career, Clarkston posted a 97-6 record • Finished his career 12th in the state in scoring (2,222 points), 10th in assists (575), seventh in 3-point field goals (258), second in free throws made (611) and second in free throw percentage (90.0%, 611-of-679) • Helped lead Clarkston to two state championship titles • 2017 Detroit Free Press and Detroit News Dream Team member • 2017 MLive Detroit Player of the Year • 2017 Associated Press Class A All-State First Team selection • Detroit


News All-North selection • 2017 MaxPreps Junior All-American First-Team honoree and Fourth Team All-American • Averaged 25.1 points, 6.4 assists, 4.2 rebounds and 2.7 steals as a prep junior • Shot 95.7 percent from the foul line (135-141), 53 percent from the field, and 46.9 percent from 3-point range in the regular season • During the 2017 state tournament he hit 16-of-17 free throws, while shooting 54.5 percent from the field and 56.3 percent from behind the arc • Led Clarkston to a Class A State Championship with 29 points, five rebounds and three assists in a 75-69 victory over Grand Rapids Christian in the state title game • Posted a 71-5 record over his first three years of high school • Made 119 consecutive free throws during a stretch that extended from his sophomore to junior year, establishing a new state of Michigan record, and ranking second nationally all-time • Averaged 22.6 points, 6.7 assists, 4.3 rebounds and 2.7 steals as a sophomore • 2016 Detroit Free Press and Detroit News Class A First Team honoree • Averaged 17.3 points, 5.3 rebounds and 4.5 assists as a freshman • Established a freshman school record with 432 points • 2015 Detroit News Class A All-State First Team and Detroit Free Press Third Team selection.

### PERSONAL

Foster Loyer • Born on June 24, 1999 in Cincinnati, Ohio • The son of John and Katie Loyer • Has a younger brother, Fletcher, and a younger sister, Jersey • His father played basketball at the University of Akron, was a long-time NBA assistant coach and is the Director of Pro Scouting for the Los Angeles Clippers • His mother played volleyball at Indiana • Also played baseball (pitcher) • Lists his parents as the most influential people in his career • Favorite TV show is Criminal Minds and movie is Step Brothers • Business major.







**JULIUS  
MARBLE**

1999

197

CHAMPIONS  
197

SPARTANS  
30





## JULIUS MARBLE

6-8 • 225 • DALLAS, TEXAS  
FRESHMAN • FORWARD

### THE WORD

A tremendous student who comes from a great program • Head Coach Tom Izzo refers to him as an Andre Hutson-type player • Can shoot a three, score down low • Very good with both his right and left hand • A strong player who still has room for growth.

### HIGH SCHOOL

Averaged 16.8 points, 9.7 rebounds and 1.4 blocks per game during a stellar senior campaign • Racked up 13 double-doubles over the year, including four consecutive double-doubles in the final four games of his high school career • Finished the postseason averaging 24.7 points and 14.0 rebounds over three games • Named the District Defensive Player of the Year as a senior and was an All-District First Team selection • Started 14 games for Jesuit during his first season on the varsity roster before suffering a season-ending injury • Averaged 12.4 points per game and 5.9 rebounds per game • Finished his high school career averaging 15.5 points, 8.6 rebounds and 1.1 blocked shots.

### PERSONAL

Julius Darnell Marble • Born on December 29, 2000 in Dallas • The son of Julius and Tamela • Has a younger sister, Chanler • Lists his parents as the most influential people in his life • Most important lesson he learned from his dad was “staying true to yourself” • Favorite sports team is the Dallas Cowboys • Sports hero is Dirk Nowitzki • Favorite current player is Kevin Durant • Enjoys watching Netflix • Plans to major in computer engineering.





**XAVIER  
TILLMAN**



## XAVIER TILLMAN

6-8 • 245 • GRAND RAPIDS, MICH.  
JUNIOR • FORWARD

### CAREER STATS

Year	GP/GS	Min./Avg	FG-FGA	FG%	3FG-FGA	3FG%	FT-FTA	FT%	OFF-DEF	REB	AVG	PF/D	A	TO	BL	ST	PTS	AVG
17-18	35/0	305/8.7	39-60	.650	0-0	.000	21-32	.656	35-57	92	2.6	35/1	10	16	23	9	99	2.8
18-19	39/14	939/24.1	144-238	.605	8-27	.296	93-127	.732	96-188	284	7.3	110/1	64	58	65	37	389	10.0
<b>TOTAL</b>	<b>74/14</b>	<b>1244/16.8</b>	<b>183-298</b>	<b>.614</b>	<b>8-27</b>	<b>.296</b>	<b>114-159</b>	<b>.717</b>	<b>131-245</b>	<b>376</b>	<b>5.1</b>	<b>145/2</b>	<b>74</b>	<b>74</b>	<b>88</b>	<b>46</b>	<b>488</b>	<b>6.6</b>

### THE WORD

Coming off a strong summer and off-season • Strong post player with great hands • Excellent passer out of the post • High basketball IQ with great rebounding skills • Excellent defender and shot blocker.

### 2018-19

Appeared in all 39 games, starting the final 14 of the season • The Big Ten Conference Sixth Man of the Year Award recipient • Recipient of the team's Scholar-Athlete Award and the Most Improved Player Award • Selected to the NCAA East Region All-Tournament Team • Averaged 13.6 points and 8.4 rebounds while shooting 61.0 percent from the floor (25-of-41) during the NCAA Tournament • After moving into the starting lineup following an injury to Nick Ward, averaged 13.5 points, 8.1 rebounds and 1.7 blocked shots • Fourth on the team in scoring with 10.0 points per game and second on the team with 7.3 rebounds per game • Led MSU with 65 blocked shots, 1.7 per game • His 65 blocked shots were the third-most in a single season at MSU • Connected on 60.5 percent of his field goals (144-of-238) • Ranked 10th in the Big Ten in rebounding, third in field goal percentage and sixth in blocked shots • Scored in double figures 19 times • Had eight games with at least 10 rebounds • Registered five double-doubles • Grabbed a career-high 13 rebounds and scored eight points with four assists and three blocked shots in a win over Northern Illinois (12/29) • Set a career-high with 19 points and added 10 rebounds in a win over Rutgers (2/20) • Matched his career-high of 19 points, while adding nine rebounds, two blocks and three steals in the Elite Eight win over Duke (3/31) • An Academic All-Big Ten selection.

### 2017-18

The recipient of MSU's Most Improved Player Award and co-recipient of the Unsung Player Award • Averaged 2.8 points and 2.4 rebounds in 8.7 minutes per game • Fifth on the team in total blocked shots with 23 • Third on the team in field goal percentage, shooting 65.0 (39-of-60) percent from the floor • Played at least 10 minutes in 15 games • In the last five games, averaged 4.4 points and 5.2 rebounds in 15.4 minutes per game • Scored a career-high nine points and registered five rebounds and three blocks against Stony Brook (11/19) • Recorded a career-high four free throws made against Houston Baptist (12/18), connecting on all four of his attempts • Collected a career-high three steals against Long Beach State (12/21) • Grabbed five rebounds to go along with six points in game against Maryland (1/4) • Played 19 minutes, scored six points and grabbed five rebounds with three blocks in NCAA Tournament First Round win over Bucknell (3/16) • Played a career-high 22 minutes and grabbed a career-high 12 rebounds with five points against Syracuse (3/18) in the second round of the NCAA Tournament.

### HIGH SCHOOL

2017 Detroit News and Detroit Free Press Dream Team • Averaged 13.9 points, 10.9 rebounds, 5.2 assists and 4.2 blocks as a senior, shooting 68 percent from the field • Led Grand Rapids Christian to a 27-1 record and an appearance in the Class A state title game • Totaled 25 points on 12-of-15 shooting in championship game • 2017 Associated Press Class A All-State • 2016 Associated Press Class A All-State • Averaged 16 points, 10.4 rebounds, 2.9 assists as a junior, shooting 62 percent from the field while playing for Grand Rapids Christian • 2016 Detroit News Class A Second-Team All State and Detroit Free Press Fourth-Team All







2019-20 SPARTANS

SPARTANS

MSUSPARTANS.COM




• Three-time MLIVE Grand Rapids Press Dream Team (2014, 2015, 2016 – no team in 2017) • Captured OK White Conference and district championships • Led Grand Rapids Christian to a 22-2 record and the regional semifinals • Averaged 15.5 points and 9.7 rebounds as a sophomore at Forest Hills Central where the team posted a 20-0 regular season record, advancing to the regional semifinals with a 23-1 final record • 2015 Detroit Free Press Class A All-State First Team and Detroit News Class A All-State Second Team • 2015 Associated Press Class A special mention honoree • Averaged 13.8 points, 7.0 rebounds and 4.2 blocks as a freshman, earning Associated Press Class A special mention recognition • Rated among the Top 100 players in his class by ESPN 100 (#74), Rivals.com (#86) and 24/7 Sports (#86).

## PERSONAL

Born Jan. 12, 1999 • Son of Tanya Powell-May and Roosevelt Tillman • Mother, Tanya, was a four-year letterwinner in women's basketball at Michigan, earning second-team All-Big Ten honors as a senior (1990) and Academic All-Big Ten accolades as a sophomore (1988) • She finished her career as the school's all-time leading rebounder, and still ranks fourth • Majoring in communication • Married to Tamia Todd on May 19, 2019 • Has a daughter, Ayanna.





**BROCK  
WASHINGTON**



CDN: @BROCKWASHINGTON #BROCKWASHINGTON  
NEW YORK, NY @BROCKWASHINGTON



## BROCK WASHINGTON

6-4 • 200 • SOUTHFIELD, MICH.  
R-SOPHOMORE • GUARD

### CAREER STATS

Year	GP/GS	Min./Avg	FG-FGA	FG%	3FG-FGA	3FG%	FT-FTA	FT%	OFF-DEF	REB	AVG	PF/D	A	TO	BL	ST	PTS	AVG
18-19	7/0	7/1.0	1-5	.200	0-2	.000	1-1	1.000	0-2	2	0.3	0/0	0	0	0	0	3	0.4
TOTAL	7/0	7/1.0	1-5	.200	0-2	.000	1-1	1.000	0-2	2	0.3	0/0	0	0	0	0	3	0.4

### THE WORD

Joined the Spartans as a walk-on prior to the 2017-18 season • Excellent shooter with a good understanding of the game.

### 2018-19

Appeared in seven games • Averaged 0.4 points and 0.3 rebounds in 1.0 minutes per game • Made his first collegiate appearance for MSU against Green Bay (12/16), grabbing two rebounds and attempting four shots in two minutes • Scored his first basket for MSU, hitting a layup and a free throw for three points against Nebraska (3/5).

### 2017-18

Redshirted.

### HIGH SCHOOL

2017 Associated Press Class D All-State First Team • 2017 Detroit News Class D First Team All-State selection and Detroit News Second-Team All-State honoree • Averaged 13.8 points and 7.0 rebounds, leading Southfield Christian to a 21-6 mark and a berth in the Class D state semifinals • Finished career as Southfield Christian's third all-time leading scorer with 1,121 points, and the all-time leader with 148 career 3-pointers • Scored a career-high 40 points as a senior in a win over Plymouth Christian • Helped guide Southfield Christian to 2016 and 2015 Class C regional finals • Started as a freshman on the 2014 Class D state championship team.

### PERSONAL

Brock Noah Washington • Born March 30, 1999 • Son of Marvin and Demetria Washington • Younger brother, Bryce, plays basketball at the University of Pennsylvania • Older brother, Blake, was a sprinter on the University of Michigan track & field team • Business major.







**ROCKET  
WATTS**

SPARTANS  
2



1999

19



## ROCKET WATTS

6-2 • 184 • DETROIT, MICH.  
FRESHMAN • GUARD

### THE WORD

A solid and strong player • A tremendous athlete who can play multiple positions • Coaching staff feels he can develop into an excellent defender • A competitive and tough player who can shoot from long range • A rare combination of strength, size, athleticism and shooting ability.


### HIGH SCHOOL

A Michigan native, Watts transferred from Old Redford Academy in Detroit to SPIRE Academy in Ohio for his senior year • Scored 64 points, hitting 15 3-pointers, in a win over St. Edward (Ohio) for SPIRE • A threetime Associated Press all-state first team selection • As a junior, he averaged 26.8 points, 6.0 assists, 5.5 rebounds and 2.4 steals per game in leading his team to the regional championship game • A Detroit News First Team All-Area selection • A USA Today 2018 AllMichigan second team selection • Ranked No. 27 in the ESPN 100 for the 2019 class • Ranked No. 6 in the country among point guards • As a sophomore, he averaged 25.6 points, 6.2 assists and 2.8 steals • Earned Detroit News Second Team All-Area honors • Averaged 14.1 points and led Allen Academy to a 19-3 record as a freshman • Played for the United States U-18 team at the 2018 FIBA Under-18 Americas Championship, helping lead his team to a gold medal, averaging 6.8 points and 2.5 assists per game.

### PERSONAL

Mark "Rocket" Watts • Born on June 1, 2000 in Detroit • Favorite player is John Wall.





**CASSIUS  
WINSTON**

**SPARTANS**  
**5**

**BIG**

© 2014 Michigan State University. All rights reserved.



## CASSIUS WINSTON

6-1 • 185 • DETROIT, MICH.  
SENIOR • GUARD

### CAREER STATS

Year	GP/GS	Min./Avg	FG-FGA	F6%	3FG-FGA	3FG%	FT-FTA	FT%	OFF-DEF	REB	AVG	PF/D	A	TO	BL	ST	PTS	AVG
16-17	35/5	724/20.7	77-182	.423	27-71	.380	55-71	.775	6-58	64	1.8	72/1	182	77	5	26	236	6.7
17-18	35/34	985/28.1	143-282	.507	75-151	.497	81-90	.900	7-111	118	3.4	69/2	241	87	2	23	442	12.6
18-19	39/39	1308/33.5	243-528	.460	84-211	.398	163-194	.840	13-104	117	3.0	75/1	291	114	4	40	733	18.8
<b>TOTAL</b>	<b>109/78</b>	<b>3017/27.7</b>	<b>463-992</b>	<b>.467</b>	<b>186-433</b>	<b>.430</b>	<b>299-355</b>	<b>.842</b>	<b>26-273</b>	<b>299</b>	<b>2.7</b>	<b>216/4</b>	<b>714</b>	<b>278</b>	<b>11</b>	<b>89</b>	<b>1411</b>	<b>12.9</b>

### THE WORD

High basketball IQ that ranks among the best of the Izzo era • Great passing ability and exceptional vision combined with very good ball skills • Talented point guard who can put points on the board in bunches, but looks to get his teammates involved first • Has become a better defender during his career.

### 2018-19

A starter in all 39 games • Named the Big Ten Player of the Year • A Consensus Second Team All-American selection by the NCAA • A first team All-American selection by the Associated Press and The Sporting News • A Second Team All-American selection by the United States Basketball Writers Association (USBWA) and the National Association of Basketball Coaches (NABC) • Named Most Outstanding Player of both the Big Ten Tournament and the NCAA Tournament East Regional • Just the second player in Michigan State history, joining Morris Peterson in 2000, to win Big Ten Player of the Year, Big Ten Tournament Most Outstanding Player, Regional Most Outstanding Player and earn first-team All-America honors in the same season • A unanimous selection to the All-Big Ten First Team • Selected to the John R. Wooden Award All-American Team and was one of five finalists for the Wooden Award Trophy • A finalist for the Naismith Trophy and for the Bob Cousy Point Guard of the Year Award • Named the MSU Most Valuable Player by the team and the media • Named the USBWA District Five Player of the Year • Selected to the NABC All-District 7 First Team • Dished out more assists in one season (291) than any previous player in the history of Big Ten basketball, setting an MSU single-season record in the process • The first player in Michigan State history to be named Big Ten Player of the Week five times in one year (Nov. 26, Dec. 31, Jan. 21, Jan. 28, Feb. 25) • Also named the Most Valuable Player at the Las Vegas Invitational, averaging 19.5 points, 8.5 assists and 3.0 rebounds in wins over UCLA and Texas • Finished the season averaging 18.8 points, 7.5 assists and 3.0 rebounds while shooting

46.0 percent from the floor (243-of-528), 39.8 percent from 3-point land (84-of-211) and 84.0 percent from the free throw line (163-of-194) • Winston was the only player in the country to average at least 18.0 points, 7.0 assists and shooting at least 39 percent from 3-point land • One of only 18 Division I college players since 1992-93 to average at least 18.0 points and 7.0 assists per game • Fourth in the Big Ten in scoring • Led the Big Ten, and ranked third nationally, with 7.5 assists per game • Also ranked third in the league in free throw percentage, 12th in 3-point percentage, tied for sixth in 3-pointers made (2.2/game) and third in assist/turnover ratio (2.6) • His 733 points scored were the fifth-most in a single season in MSU history • Scored in double figures in 37 of 39 games and scored at least 20 points 20 times during the season • Handed out at least 10 assists in nine different games • Registered seven double-doubles in points and assists • Scored a career-high 29 points in a win at Nebraska (1/17) • Played a career-high 44 minutes and grabbed a personal best eight rebounds against Indiana (2/2) • Handed out a career-high 12 assists three times during the season, the last in a win over Northwestern (1/2) • Scored 27 points, hitting 13-of-14 free throws, and grabbed eight rebounds as MSU won at Michigan (2/24) • Had his seventh double-double of the season with 20 points and 10 assists, attempting a career-high 23 field goals, in the NCAA Tournament Elite Eight against Duke (3/31) • An Academic All-Big Ten selection.

### 2017-18

An All-Big Ten Third Team selection by both the coaches and the media • Selected to the United States Basketball Writers Association (USBWA) All-District V Team • Selected as a finalist for the Bob Cousy Award, recognizing the nation's top point guard • Appeared in and started all 35 games • Second on the team in scoring with 12.6 points per game and led the team with 6.9 assists per game • Also added 3.4 rebounds per game • Second on the team in minutes played, averaging 28.1 per game • Hit a team-high 75 3-point field








2019-20 SPARTANS

SPARTANS

MSUSPARTANS.COM



goals • Led the Big Ten in 3-point field goal percentage, connecting on 49.7 percent of his shots from beyond the arc • Ranked tied for ninth in the league in 3-point field goals per game, connecting on 2.1 • Led the Big Ten in total assists (241, 6.9 per game) and ranked No. 8 in the country in assists • Finished the season second in the Big Ten in assist-to-turnover ratio at 2.8 (241 assists, 87 turnovers) • Scored in double figures in 29 games • Handed out at least 10 assists six times and had at least eight assists in 13 games • Second in the Big Ten Conference in free throw percentage, connecting on 90.0 percent of his shots (81-of-90) • Tied a then-career high for assists in a game with 11 against Duke (11/14) • Grabbed a then-career-best eight rebounds to go along with his 10 points and eight assists against DePaul (11/23) • Scored a career-high 28 points against UCONN (11/24), hitting 12-of-15 shots from the field, including 4-of-5 from 3-point range, establishing career best in field goals made • Winston scored 23 of his 28 points in the second half, and scored 18 of MSU's final 26 points over the last 8:23 • He also assisted on two other baskets, having a direct hand in 22 of MSU's final 26 points • Named the PK80 Victory Bracket MVP for his performance in the three-game tournament • Handed out a then-career-high in assists, dishing out 12 against Houston Baptist (12/18) • Set a career high with 13 assists against Savannah State (12/31), tallying a double-double with 16 points • Went to the line a season-high seven times, going 7-of-7 from the charity stripe against Rutgers (1/10) • Went 6-of-6 from 3-point land, scoring a team-high 20 points while grabbing six boards and dishing out five assists at Wisconsin (2/25).

## 2016-17

Appeared in 35 games, including starting five, averaging 6.7 points, 1.8 rebounds and 5.2 assists in 20.7 minutes • Ranked tied for first in the Big Ten in assists and fifth in the conference with a 2.4 assist-to-turnover ratio • Finished the season second in the nation in assist rate (46.7) according to KenPom.com • His 182 assists were the second most ever by a freshman at MSU, trailing only Magic Johnson's 222 in 1977-78 • Scored 16 points vs. Michigan (1/29), marking the most he scored in a Big Ten game, including making a career-best 10-of-11 free throws • Scored a season-high 21 points vs. Northeastern (12/18) and picked up his first career double-double, adding 10 assists • Dished out a season-high 11 assists vs. Mississippi Valley State (11/18) • Solid all-around effort vs. Wisconsin (2/26) with 10 points, eight assists and a season-high seven rebounds • Led MSU in assists in 22 games, and had 12 games with seven or more assists • Scored in double-figures in seven contests • Led the Spartans in steals with 26 on the season • Ranked second on the team with a .775 free-throw percentage, including shooting .892 (33-37) from the foul line over the final 15 contests.

## HIGH SCHOOL

2016 Hal Schram Michigan Mr. Basketball Award winner • 2016 Max Preps First-Team All-American • Averaged 21.9 points, 7.5 assists, five rebounds and two steals as a senior, playing for Coach Pat Donnelly • Led U-D Jesuit to 2016 Michigan Class A State Championship, as the Cubs posted a 28-0 record and finished the season ranked No. 6 in the USA TODAY Sports Super 25 • Totaled 27 points and 12 assists in state semifinals in a 72-51 win over Macomb Dakota, and followed with 31 points (14-16 FG) and nine assists in a 69-49 title game victory against North Farmington • Shot 57 percent from the field, including 43 percent from 3-point range, and 84 percent from the foul line • 2016 Gatorade Michigan Boys Basketball Player of the Year • All-USA TODAY Sports Michigan Player of the Year • Associated Press Class A Player of the Year • Two-time (2015 & 2016) Detroit News and Detroit Free Press Dream Team honoree • Three-time Associated Press Class A All-State First-Team honoree (2014-16) • Three-time (2014-16) All-Metro and All-Detroit selection by the Detroit News and Detroit Free Press • 2015 and 2016 MLive.com Detroit Dream Team and Detroit Player of the Year • Four-time All-Catholic League Team selection (2013-2016) as U-D Jesuit captured four Catholic League championships • Averaged 22.3 points, 5.2 rebounds and 7.1 assists as a junior • Led U-D Jesuit to 2015 Michigan Class A Semifinal with a 22-4 record, capturing a league championship • 2015 Max Preps Junior All-American Fifth-Team honoree • Led U-D Jesuit to the Class A semifinals three times, captured three Class A regional championships, four straight District 21 Championships, four straight Catholic League team titles, and four straight Catholic League A-B Tournament titles • Averaged 18.4 points, 7.2 rebounds and 9.0 assists as a sophomore, guiding U-D Jesuit to a 24-3 mark and a Catholic Central League championship • Averaged 17.0 points, 7.5 assists and 3.5 rebounds as a freshman • Earned Detroit News All-Detroit Third Team honors and All-Catholic League Team accolades as a freshman • Played AAU basketball with The Family • Rated among the Top 34 players in his class by Rivals.com (#29), Scout.com (#30), ESPN 100 (#31) and 24/7 Sports (#34), resulting in a 24/7 Sports Composite ranking of #33.

## PERSONAL

Born Feb. 28, 1998 • Son of Reg and Wendi Winston • Earned his bachelor's degree in May 2019 in advertising management • Currently pursuing a master's degree in sports management • Has two younger brother, Zach and Ky, who both play basketball at Albion College.





G/F

**KYLE AHRENS**Versailles, Ohio  
Versailles  
6-6 | 210 | R-Senior**2015-16 GAME-BY-GAME STATS**

OPPONENT	FG	3PG	FT	0-D	REB	PF	PTS	AST	TO	BLK	STL	MIN
Florida Atlantic (11/13)	0-1	0-0	0-2	1-1	2	0	0	0	2	0	0	6
vs Kansas (11/17)	0-0	0-0	0-0	0-0	0	0	0	0	0	0	0	1
Ark.-Pine Bluff (11/20)	2-3	1-2	0-0	1-2	3	0	5	1	0	1	1	7
Eastern Michigan (11/23)	1-1	1-1	0-0	0-0	0	2	3	0	0	0	0	6
vs Boston College (11/26)	2-3	0-1	0-0	0-0	0	2	4	0	0	0	0	3
vs Boise State (11/27)	0-0	0-0	0-0	0-0	0	0	0	0	0	0	0	1
Binghamton (12/5)	0-2	0-2	0-0	0-1	1	1	0	0	0	1	0	11
UMES (12/9)	0-0	0-0	0-0	1-0	1	0	0	0	2	0	0	6
at Northeastern (12/19)	0-0	0-0	2-2	1-0	1	0	2	0	0	0	0	1
vs Oakland (12/22)	0-0	0-0	0-0	0-0	0	1	0	0	0	0	0	2
at Iowa (12/29)	0-1	0-1	0-0	0-0	0	2	0	1	0	0	0	2
at Minnesota (1/2)	0-0	0-0	0-0	0-0	0	0	0	0	0	0	0	1
Illinois (1/7)	0-2	0-2	0-0	0-0	0	0	0	0	0	0	0	3
at Penn State (1/10)	1-1	1-1	0-0	0-0	0	0	0	1	0	0	0	5
at Wisconsin (1/17)	0-0	0-0	0-0	0-0	0	0	0	0	0	0	0	2
at Northwestern (1/28)	1-2	1-1	0-0	0-1	1	0	3	0	1	0	0	4
Rutgers (1/31)	0-1	0-1	4-4	0-1	1	0	4	2	0	0	0	7
at Michigan (2/6)	0-2	0-1	1-2	2-0	2	1	1	0	2	0	0	2
Indiana (2/14)	0-0	0-0	0-0	0-0	0	0	0	0	0	0	0	1
Wisconsin (2/18)	0-0	0-0	0-0	0-0	0	0	0	0	1	0	0	0
at Ohio State (2/23)	0-0	0-0	0-0	0-1	1	0	0	0	0	0	0	2
Penn State (2/28)	2-4	0-0	0-0	2-0	2	1	4	1	0	0	0	7
at Rutgers (3/2)	1-1	0-0	0-0	0-1	1	0	2	0	1	0	0	4
Ohio State (3/5)	0-0	0-0	0-0	0-0	0	0	0	0	0	0	0	1
vs Ohio State (3/11)	0-0	0-0	0-0	0-0	0	0	0	1	0	0	1	1
vs Middle Tenn. (3/18)	0-0	0-0	0-0	0-0	0	0	0	0	0	0	0	0

**2016-17 GAME-BY-GAME STATS**

OPPONENT	FG	3PG	FT	0-D	REB	PF	PTS	AST	TO	BLK	STL	MIN
vs Arizona (11/11)	0-0	0-0	0-0	0-0	0	0	0	0	0	0	0	4
vs Kentucky (11/15)	0-2	0-2	0-0	0-0	0	0	0	0	0	0	0	6
MVSU (11/18)	3-4	2-3	1-1	0-2	2	1	9	0	0	0	0	10
Florida Gulf Coast (11/20)	0-1	0-1	0-0	0-0	0	1	0	0	0	0	0	5
vs St. John's (11/23)	0-0	0-0	0-0	0-0	0	0	0	0	1	0	0	3
vs Baylor (11/24)	1-2	1-2	0-0	0-2	2	0	3	2	0	0	0	8
vs Wichita State (11/25)	0-4	0-3	0-0	0-1	1	4	0	0	1	0	0	9
at Duke (11/29)	0-0	0-0	0-0	0-3	3	2	0	1	0	0	1	7
Oral Roberts (12/3)	0-3	0-3	6-8	0-4	4	1	6	1	0	0	0	22
Youngstown St. (12/6)	2-3	0-1	0-0	0-2	2	2	4	1	1	0	0	17
Tennessee Tech (12/10)	3-8	2-5	1-2	2-5	7	4	9	0	2	0	0	27
Northeastern (12/18)	4-5	1-2	0-0	0-1	1	4	9	0	1	0	0	16
Oakland (12/21)	2-2	1-1	2-3	0-0	0	3	7	0	0	0	0	4
at Minnesota (12/27)	1-2	0-0	0-0	2-1	3	4	2	1	0	0	0	9
Northwestern (12/30)	1-3	0-2	1-1	0-1	1	3	3	0	2	0	0	9
Rutgers (1/4)	1-3	1-3	0-0	0-3	3	4	3	1	0	0	0	11
vs Penn State (1/7)	0-0	0-0	0-0	0-1	1	0	0	0	0	0	0	6
Minnesota (1/11)	0-1	0-0	0-0	0-0	0	0	0	0	0	0	0	5
at Ohio State (1/15)	1-2	1-2	0-0	0-1	1	0	3	0	0	0	0	4
at Indiana (1/21)	0-0	0-0	0-0	0-0	0	0	0	0	0	0	0	2
Michigan (1/29)	0-0	0-0	0-0	0-1	1	0	0	0	0	0	0	1
at Nebraska (2/2)	0-0	0-0	0-0	0-0	0	1	0	0	0	0	0	3
at Michigan (2/7)	0-1	0-1	0-0	1-1	2	0	0	0	0	0	0	5
Iowa (2/11)	0-0	0-0	0-0	0-0	0	1	0	0	0	0	0	3
Ohio State (2/14)	1-2	1-2	0-0	0-0	0	0	3	0	0	0	0	10
at Purdue (2/18)	1-3	0-2	0-0	0-1	1	2	2	0	0	0	0	8
Nebraska (2/23)	2-4	1-2	1-1	0-0	0	1	6	0	0	0	0	9
Wisconsin (2/26)	1-2	1-1	0-0	0-1	1	0	3	0	0	0	0	9
at Illinois (3/1)	2-4	0-2	0-0	0-0	0	2	4	0	0	0	0	9
at Maryland (3/4)	1-3	1-1	0-0	0-0	0	2	3	0	0	0	0	7
vs Penn State (3/9)	2-3	2-2	0-0	1-1	2	2	6	1	0	0	0	16



vs Minnesota (3/10)	0-2	0-2	0-0	0-1	1	0	0	0	1	0	0	5
vs Miami (3/17)	0-0	0-0	0-0	0-0	0	0	0	0	0	0	0	5
vs Kansas (3/19)	1-1	0-0	0-0	0-0	0	1	2	0	0	0	0	5

## 2018-19 GAME-BY-GAME STATS

OPPONENT	FG	3PG	FT	0-D	REB	PF	PTS	AST	TO	BLK	STL	MIN
vs. Kansas (11/6)	2-4	2-3	0-0	0-3	3	2	6	0	1	0	1	9
FGCU (11/11)	2-5	0-1	0-0	3-3	6	1	4	0	1	0	2	17
ULM (11/14)	1-4	0-2	4-4	1-0	1	0	6	0	0	1	0	15
Tennessee Tech (11/18)	3-6	0-3	2-2	1-1	2	1	8	1	1	0	1	18
vs. UCLA (11/22)	3-3	2-2	0-0	0-2	2	2	8	3	0	0	0	21
vs. Texas (11/23)	1-2	0-0	0-0	0-0	0	0	2	2	1	0	0	10
at Louisville (11/27)	6-10	3-6	0-0	0-3	3	2	15	0	1	0	1	41
at Rutgers (11/30)	1-4	1-3	0-0	1-2	3	3	3	0	1	0	0	22
Iowa (12/3)	0-3	0-2	0-0	2-1	3	4	0	1	0	0	3	19
at Florida (12/8)	3-5	1-3	0-0	0-5	5	0	7	1	0	0	0	20
Green Bay (12/16)	1-3	1-2	1-2	1-2	3	4	1	2	0	0	1	15
Oakland (12/21)	3-6	1-4	1-1	0-2	2	1	8	1	0	0	1	12
Northern Illinois (12/29)	1-1	0-0	0-0	0-3	3	0	2	1	1	0	0	18
Northwestern (1/2)	5-7	1-3	0-0	0-2	2	3	11	3	2	0	0	22
at Ohio State (1/5)	4-6	1-3	0-0	2-1	3	1	9	1	1	0	0	30
Purdue (1/8)	2-7	0-5	0-0	1-2	3	1	4	4	1	0	0	25
Maryland (1/21)	1-3	0-2	0-0	1-0	1	0	2	2	0	0	0	12
at Iowa (1/24)	2-2	1-1	0-0	1-2	3	0	5	0	1	0	0	13
Indiana (2/2)	1-4	1-3	0-0	0-0	0	3	3	4	0	0	2	26
at Illinois (2/5)	2-7	1-5	6-6	1-6	7	0	11	3	2	0	0	34
Minnesota (2/9)	2-4	0-1	0-1	1-2	3	1	4	0	0	0	0	19
at Wisconsin (2/12)	2-6	1-3	0-0	1-3	4	1	5	0	1	0	0	17
Ohio State (2/17)	2-6	2-5	0-0	0-1	1	1	6	1	0	1	1	29
Rutgers (2/20)	0-3	0-0	0-0	0-2	2	4	0	0	3	0	1	20
at Michigan (2/24)	0-2	0-2	1-2	0-3	3	3	1	0	1	1	3	22
at Indiana (3/2)	0-0	0-0	0-0	0-0	0	2	0	0	1	0	1	10
Michigan (3/9)	2-3	0-1	0-0	0-4	4	0	4	0	0	0	0	15
vs. Ohio State (3/15)	0-1	0-1	0-0	0-1	1	0	0	0	0	0	1	18
vs. Wisconsin (3/16)	0-1	0-0	0-0	1-1	2	0	0	1	0	0	0	8
vs. Michigan (3/17)	1-2	1-2	0-0	0-0	0	0	3	0	0	0	0	6

## 2018-19 GAME-BY-GAME STATS

OPPONENT	FG	3PG	FT	0-D	REB	PF	PTS	AST	TO	BLK	STL	MIN
Kansas (11/6)	0-0	0-0	0-0	0-0	0	0	0	0	0	1	0	1
FGCU (11/11)	2-4	2-2	0-0	1-1	2	0	6	0	1	1	0	6
ULM (11/14)	0-2	0-1	0-0	0-2	2	1	0	0	0	2	0	7
Tennessee Tech (11/18)	1-3	1-2	0-0	0-1	1	2	3	0	1	2	0	11
vs. UCLA (11/22)	1-2	1-2	3-4	1-3	4	1	6	1	0	0	0	9
vs. Texas (11/23)	0-0	0-0	0-0	0-1	1	0	0	0	1	0	0	3
at Louisville (11/27)	0-0	0-0	0-0	0-0	0	1	0	0	0	0	0	1
Iowa (12/3)	0-1	0-1	0-0	0-0	0	0	0	1	0	0	0	4
Green Bay (12/16)	0-2	0-1	1-2	1-1	2	0	1	1	0	3	0	6
Oakland (12/21)	1-2	1-1	0-0	1-3	4	1	3	1	0	0	0	9
Northern Illinois (12/29)	0-0	0-0	1-3	0-4	4	1	1	1	0	0	0	4
Northwestern (1/2)	0-0	0-0	0-0	0-2	2	0	0	1	0	0	0	4
Purdue (1/8)	0-1	0-1	0-0	0-0	0	1	0	0	0	0	0	1
at Penn State (1/13)	0-0	0-0	0-0	0-0	0	0	0	0	0	0	0	0
Maryland (1/21)	0-0	0-0	0-0	0-0	0	0	0	0	0	0	0	1
at Iowa (1/24)	0-0	0-0	0-0	0-0	0	1	0	0	0	0	0	2
Minnesota (2/9)	0-3	0-2	0-0	0-3	3	2	0	1	0	1	0	6
Ohio State (2/17)	0-0	0-0	0-0	0-0	0	0	0	0	0	0	0	1
Rutgers (2/20)	0-0	0-0	0-0	0-0	0	0	0	0	0	0	0	2
Nebraska (3/5)	0-0	0-0	0-0	0-0	0	0	0	0	0	0	0	3
Michigan (3/9)	0-0	0-0	0-0	0-0	0	0	0	0	0	0	0	0
vs. Ohio State (3/15)	0-0	0-0	0-0	0-0	0	0	0	0	1	0	0	1
vs. Bradley (3/21)	0-0	0-0	0-0	0-0	0	0	0	0	0	0	0	0
vs. Minnesota (3/23)	1-1	1-1	0-0	0-1	1	0	3	0	0	0	0	2



30

F

**MARCUS BINGHAM JR.**  
 Grand Rapids, Michigan  
 GR Catholic Central  
 6-11 | 225 | Sophomore





44

F

**GABE BROWN**  
Ypsilanti, Michigan  
Belleville  
6-7 | 210 | Sophomore

## 2018-19 GAME-BY-GAME STATS

OPPONENT	FG	3PG	FT	0-D	REB	PF	PTS	AST	TO	BLK	STL	MIN
FGCU (11/11)	1-1	0-0	0-0	0-1	1	0	2	0	0	0	0	7
ULM (11/14)	0-0	0-0	0-0	0-0	0	0	0	0	0	0	0	1
Tennessee Tech (11/18)	2-3	1-2	2-3	1-1	2	0	7	0	0	0	0	8
vs. UCLA (11/22)	0-1	0-1	0-0	0-0	0	0	0	0	0	0	0	5
at Louisville (11/27)	2-2	2-0	0-0	0-0	0	3	6	0	0	0	0	6
at Rutgers (11/30)	0-0	0-0	0-0	0-1	1	0	0	0	0	0	0	5
Iowa (12/3)	0-0	0-0	2-2	0-0	0	0	2	0	0	0	0	8
Green Bay (12/16)	4-5	3-4	0-0	0-2	2	0	11	1	0	0	0	6
Oakland (12/21)	1-1	1-1	0-0	0-0	0	0	3	0	0	0	0	5
Northern Illinois (12/29)	1-3	1-2	0-0	0-0	0	0	3	1	0	0	0	5
Northwestern (1/2)	0-2	0-2	0-1	1-0	1	1	0	0	1	0	1	13
at Ohio State (1/5)	0-1	0-1	0-0	0-1	1	0	0	0	1	0	0	6
Purdue (1/8)	1-1	1-1	0-0	0-1	1	0	3	0	0	0	0	4
at Penn State (1/13)	1-5	1-4	0-0	0-4	4	1	3	1	0	0	0	21
at Nebraska (1/17)	1-4	0-3	1-1	0-4	4	0	3	0	0	1	0	21
Maryland (1/21)	1-2	1-2	0-0	0-0	0	1	3	0	0	1	0	5
at Iowa (1/24)	0-0	0-0	0-0	0-1	1	0	0	0	0	0	0	4
at Purdue (1/27)	0-4	0-3	2-2	1-0	1	0	2	1	0	0	0	12
Indiana (2/2)	0-0	0-0	0-0	0-0	0	0	0	0	0	0	0	2
at Illinois (2/5)	0-0	0-0	0-0	0-0	0	1	0	0	0	0	0	3
Minnesota (2/9)	1-3	0-1	2-2	2-0	2	0	4	0	0	0	0	5
Ohio State (2/17)	0-0	0-0	0-0	0-0	0	0	0	0	0	0	1	4
Rutgers (2/20)	0-0	0-0	0-0	0-0	0	0	0	0	0	0	0	1
at Michigan (2/24)	0-0	0-0	0-0	0-0	0	0	0	0	0	1	0	5
Nebraska (3/5)	1-7	0-3	0-0	2-2	4	1	2	0	0	1	0	22
vs. Ohio State (3/15)	0-0	0-0	0-0	0-0	0	0	0	0	0	0	0	9
vs. Wisconsin (3/16)	0-0	0-0	0-0	0-1	1	1	0	0	0	0	0	5
vs. Bradley (3/21)	1-2	1-1	0-0	1-1	2	2	3	0	0	0	0	7
vs. Minnesota (3/23)	0-2	0-1	0-0	1-0	1	2	0	0	0	0	0	11
vs. LSU (3/29)	5-7	4-6	1-2	0-3	3	0	15	0	0	0	0	16
vs. Duke (3/31)	0-0	0-0	0-0	0-1	1	1	0	0	0	0	0	3
vs. Texas Tech (4/6)	0-3	0-2	0-0	1-4	5	0	0	0	0	0	0	14



40

F

**BRADEN BURKE**  
Stevensville, Michigan  
Lakeshore  
7-0 | 245 | R-Junior

## 2016-17 GAME-BY-GAME STATS (ROBERT MORRIS)

OPPONENT	FG	3PG	FT	0-D	REB	PF	PTS	AST	TO	BLK	STL	MIN
Penn (11/11)	4-8	0-0	0-1	0-2	2	3	8	0	0	0	0	23
at DePaul (11/13)	2-4	0-0	0-2	1-0	1	1	4	0	0	0	0	22
at Bucknell (11/16)	2-5	0-0	0-0	0-2	2	4	4	0	1	1	1	14
at Richmond (11/20)	4-11	0-0	2-4	4-3	7	3	10	1	2	0	2	18
at Kansas St. (11/22)	1-9	0-0	0-0	3-5	8	4	2	0	1	0	0	17
vs Hampton (11/25)	1-5	0-0	1-1	0-1	1	4	3	0	1	0	0	19
Youngstown St. (11/30)	0-2	0-0	0-0	0-3	3	1	0	1	3	1	2	17
at Lehigh (12/3)	1-2	0-0	0-0	0-1	1	1	2	0	3	0	0	16
Duquesne (12/6)	1-3	0-0	0-0	1-1	2	4	2	1	0	0	0	12
Oakland (12/10)	2-7	0-0	2-4	2-5	7	1	6	0	0	1	0	20
at Virginia (12/17)	0-2	0-0	3-6	1-3	4	0	3	0	1	0	0	22
Buffalo (12/21)	4-8	0-0	1-5	0-3	3	4	9	0	2	0	1	21
at Sacred Heart (12/29)	0-3	0-0	0-0	0-1	1	0	0	0	0	0	1	9
at Fairleigh Dickin. (12/31)	5-6	0-0	2-6	1-3	4	2	12	0	1	0	0	21
LIU Brooklyn (1/5)	5-6	0-0	0-0	1-4	5	1	10	0	3	0	1	26
St. Francis Brooklyn (1/7)	3-6	0-0	0-1	1-0	1	4	6	0	0	1	0	14
Saint Francis U (1/12)	0-2	0-0	0-2	1-3	4	2	0	0	1	0	1	17
at Wagner (1/14)	0-3	0-0	0-0	0-0	0	3	0	0	0	0	0	12
Central Conn. (1/19)	3-6	0-0	0-1	0-0	0	3	6	0	2	2	0	20
Bryant (1/21)	1-2	0-0	3-4	0-1	1	3	5	0	1	1	0	13
at Mount St. Mary's (1/26)	1-3	0-0	0-0	1-1	2	0	2	0	1	0	1	10
at Saint Francis U (1/28)	3-7	0-0	1-1	1-0	1	2	7	1	4	0	0	14
at LIU Brooklyn (2/2)	3-4	0-0	0-0	3-0	3	3	6	0	0	0	0	10
at St. Francis Brook. (2/4)	3-7	0-0	0-0	0-4	4	1	6	0	0	1	0	14
Mount St. Mary's (2/9)	1-1	0-0	0-0	1-0	1	3	2	0	3	0	0	5

Wagner (2/11)	1-3	0-0	0-0	0-1	1	2	2	0	0	0	0	6
at Bryant (2/16)	1-3	0-0	0-0	0-2	2	4	2	0	1	0	1	9
at Central Conn.(2/18)	2-2	0-0	1-4	1-4	5	3	5	0	0	0	0	12
Fairleigh Dickinson (2/23)	2-6	0-0	1-2	2-1	3	2	5	0	0	0	0	15
Sacred Heart (2/25)	2-4	0-0	0-0	1-3	4	3	4	0	2	1	0	15
at LIU Brooklyn (3/1)	1-2	0-0	0-0	1-1	2	2	2	0	1	0	2	14
at Mount St. Mary's (3/4)	2-2	0-0	0-2	1-0	1	3	4	0	0	0	0	10

## 2018-19 GAME-BY-GAME STATS

OPPONENT	FG	3PG	FT	0-D	REB	PF	PTS	AST	TO	BLK	STL	MIN
ULM (11/14)	0-0	0-0	0-0	0-0	0	0	0	0	0	0	0	1
Tennessee Tech (11/18)	0-1	0-0	0-0	0-0	0	0	0	0	0	0	0	1
Iowa (12/3)	1-2	0-0	0-0	1-0	1	1	2	0	0	0	0	2
Green Bay (12/16)	0-0	0-0	1-2	1-0	1	1	1	0	0	0	0	2
Oakland (12/21)	1-1	0-0	0-0	0-1	1	0	2	0	0	0	0	3
Northern Illinois (12/29)	0-0	0-0	0-0	0-0	0	0	0	0	0	0	0	1
Northwestern (1/2)	0-0	0-0	0-0	0-0	0	0	0	0	0	0	0	1
Minnesota (2/9)	0-1	0-0	0-0	0-0	0	0	0	0	0	0	0	1
Nebraska (3/5)	0-0	0-0	0-0	0-0	0	0	0	0	0	0	0	1

## 2016-17 GAME-BY-GAME STATS

OPPONENT	FG	3PG	FT	0-D	REB	PF	PTS	AST	TO	BLK	STL	MIN
MVSU (11/18)	0-0	0-0	0-0	0-2	2	0	0	0	0	0	0	2
Youngstown State (12/6)	0-0	0-0	0-0	0-1	1	0	0	0	0	0	0	1
Northeastern (12/18)	0-0	0-0	0-0	0-0	0	0	0	0	0	0	0	0
Rutgers (1/4)	0-0	0-0	0-0	0-0	0	0	0	1	1	0	0	2
Minnesota (1/11)	1-1	0-0	0-0	0-0	0	0	2	0	0	0	0	1
at Michigan (2/7)	0-0	0-0	0-0	0-0	0	0	0	0	0	0	0	1
at Purdue (2/18)	0-0	0-0	0-0	0-0	0	0	0	0	0	0	0	1
Nebraska (2/23)	0-1	0-1	0-0	0-0	0	0	0	0	1	0	0	1
vs Penn State (3/9)	0-0	0-0	4-6	0-0	0	0	4	0	1	0	0	2
vs Miami (3/17)	0-0	0-0	0-0	0-0	0	0	0	0	0	0	0	1

## 2017-18 GAME-BY-GAME STATS

OPPONENT	FG	3PG	FT	0-D	REB	PF	PTS	AST	TO	BLK	STL	MIN
North Florida (11/10)	0-1	0-1	0-0	1-1	2	1	0	0	0	0	0	3
Stony Brook (11/19)	0-0	0-0	0-0	0-0	0	0	0	0	0	0	0	1
vs. DePaul (11/23)	1-2	0-0	0-2	5-2	7	2	0	0	0	1	2	16
vs. North Carolina (11/26)	0-1	0-1	0-0	0-0	0	1	0	1	0	0	0	6
Nebraska (12/3)	1-2	0-1	0-0	0-2	2	0	0	0	0	0	2	3
Southern Utah (12/9)	0-0	0-0	0-0	0-0	0	0	0	0	0	1	0	2
vs. Oakland (12/16)	0-0	0-0	0-0	0-0	0	0	0	0	0	1	0	0+
Houston Baptist (12/18)	0-1	0-0	0-0	0-0	0	0	0	0	0	0	0	3
Long Beach State (12/21)	1-2	0-1	0-2	0-0	0	1	0	0	0	0	2	4
Cleveland State (12/29)	0-0	0-0	0-0	1-2	3	0	0	1	0	0	0	4
Savannah State (12/31)	0-2	0-1	0-0	0-3	3	0	0	0	0	0	0	3
Maryland (1/4)	0-1	0-1	0-0	0-0	0	0	0	0	0	0	0	3
Indiana (1/19)	0-2	0-1	0-0	0-1	1	1	0	0	0	0	0	2
Wisconsin (1/26)	0-0	0-0	0-0	0-0	0	0	0	0	0	0	0	1
Minnesota (2/13)	0-0	0-0	0-0	0-0	0	0	0	0	0	0	0	2
Illinois (2/20)	0-1	0-1	0-0	0-0	0	0	0	0	0	0	0	1

## 2018-19 GAME-BY-GAME STATS

OPPONENT	FG	3PG	FT	0-D	REB	PF	PTS	AST	TO	BLK	STL	MIN
FGCU (11/11)	0-0	0-0	0-0	0-0	0	0	0	0	0	0	0	1
ULM (11/14)	1-1	0-0	0-1	0-1	1	0	2	0	0	0	0	1
Tennessee Tech (11/18)	0-0	0-0	0-0	1-0	1	0	0	0	0	0	0	1
Iowa (12/3)	0-0	0-0	0-0	0-0	0	1	0	0	0	0	0	2
Green Bay (12/16)	1-2	0-0	0-0	0-1	1	1	2	0	0	0	0	2
Oakland (12/21)	1-2	0-0	0-0	0-0	0	1	2	0	0	0	1	4
Northern Illinois (12/29)	0-1	0-0	0-0	0-0	0	0	0	1	0	0	0	1
Northwestern (1/2)	0-1	0-0	0-0	0-0	0	0	0	0	0	0	0	1
Purdue (1/8)	0-0	0-0	0-0	0-1	1	0	0	0	0	0	0	1



# 41

**G**

**CONNER GEORGE**  
Okemos, Michigan  
Okemos  
6-4 | 205 | R-Senior



at Penn State (1/13)	0-0	0-0	0-0	0-0	0	0	0	0	0	0	0	0
at Nebraska (1/17)	0-0	0-0	0-0	0-0	0	0	0	0	0	0	0	0
at Iowa (1/24)	0-0	0-0	0-0	0-0	0	0	0	0	0	0	0	1
Minnesota (2/9)	1-1	0-0	0-0	0-1	1	0	2	0	0	0	0	3
Ohio State (2/17)	0-0	0-0	0-0	0-1	1	0	0	0	0	0	0	1
Nebraska (3/5)	0-0	0-0	0-0	0-1	1	1	0	0	0	0	0	2
Michigan (3/9)	0-0	0-0	0-0	0-1	1	0	0	0	0	0	0	0
vs. Bradley (3/21)	0-0	0-0	2-2	0-1	1	2	2	0	0	0	0	5
vs. Minnesota (3/23)	0-0	0-0	0-0	0-0	0	1	0	0	0	0	0	2x



**AARON HENRY**  
Indianapolis, Indiana  
Ben Davis  
6-6 | 210 | Sophomore

## 2018-19 GAME-BY-GAME STATS

OPPONENT	FG	3PG	FT	0-0	REB	PF	PTS	AST	TO	BLK	STL	MIN
vs. Kansas (11/6)	2-4	0-0	0-2	0-3	3	1	4	0	0	0	1	15
FGCU (11/11)	4-6	1-1	0-0	2-1	3	4	9	3	1	1	2	15
ULM (11/14)	2-3	1-2	3-4	1-1	2	3	8	0	2	1	0	16
Tennessee Tech (11/18)	2-4	1-2	0-0	0-3	3	1	5	2	2	0	1	11
vs. UCLA (11/22)	0-3	0-0	0-0	0-2	2	0	0	0	0	0	0	10
vs. Texas (11/23)	3-5	1-1	1-1	2-4	6	1	8	1	0	0	0	21
at Louisville (11/27)	1-5	0-1	0-0	1-4	5	2	2	0	1	0	0	13
at Rutgers (11/30)	2-2	0-0	1-1	2-3	5	4	5	1	2	1	2	17
Iowa (12/3)	2-3	0-0	1-1	0-0	0	3	5	0	0	0	0	20
at Florida (12/8)	0-1	0-0	0-0	1-1	2	0	0	0	1	0	0	11
Green Bay (12/16)	0-1	0-0	0-0	0-1	1	3	0	3	1	0	1	11
Oakland (12/21)	1-3	0-1	0-0	0-0	0	0	2	1	0	1	0	14
Northern Illinois (12/29)	2-6	0-2	4-6	1-2	3	2	8	1	2	0	0	15
Northwestern (1/2)	2-4	0-0	0-0	0-5	5	0	4	4	1	0	1	19
at Ohio State (1/5)	1-1	1-1	2-2	0-2	2	3	5	1	2	0	0	14
Purdue (1/8)	2-4	0-1	0-0	0-3	3	3	4	1	0	1	1	22
at Penn State (1/13)	3-6	0-1	1-4	1-1	2	1	7	2	1	0	0	25
at Nebraska (1/17)	4-5	1-2	0-0	1-0	1	2	9	0	1	0	1	19
Maryland (1/21)	6-7	0-1	0-1	2-4	6	0	12	4	1	0	0	26
at Iowa (1/24)	2-3	0-0	2-3	1-3	4	2	6	2	3	0	2	24
at Purdue (1/27)	2-6	0-1	0-1	2-2	4	2	4	0	3	3	2	30
Indiana (2/2)	3-5	0-0	0-1	0-4	4	2	6	3	2	2	1	31
at Illinois (2/5)	0-2	0-1	0-0	0-1	1	0	0	1	4	0	1	14
Minnesota (2/9)	1-2	0-0	1-1	0-3	3	1	3	3	0	0	1	25
at Wisconsin (2/12)	4-6	0-2	0-0	0-5	5	0	8	2	1	2	2	28
Ohio State (2/17)	0-1	0-0	0-0	1-1	2	1	0	1	2	0	0	9
Rutgers (2/20)	1-6	0-0	4-4	5-2	7	1	6	0	1	0	0	23
at Michigan (2/24)	1-3	0-1	2-2	0-2	2	3	4	2	0	0	0	16
at Indiana (3/2)	3-8	1-2	0-0	1-5	6	1	7	1	4	0	1	35
Nebraska (3/5)	5-8	1-2	4-4	1-4	5	3	15	3	1	1	0	23
Michigan (3/9)	3-7	1-2	2-4	3-5	8	3	9	2	0	1	0	31
vs. Ohio State (3/15)	4-10	0-0	0-0	0-3	3	2	8	1	0	0	1	26
vs. Wisconsin (3/16)	2-6	2-2	0-0	1-10	11	3	6	2	3	0	1	30
vs. Michigan (3/17)	2-6	0-0	2-4	2-3	5	1	6	0	0	2	1	35
vs. Bradley (3/21)	3-7	0-2	2-2	1-2	3	3	8	1	5	1	0	29
vs. Minnesota (3/23)	4-5	1-1	0-0	1-8	9	3	9	3	1	0	0	34
vs. LSU (3/29)	9-14	2-4	0-0	5-3	8	1	20	6	0	1	1	38
vs. Duke (3/31)	2-7	0-2	0-0	0-3	3	2	4	4	2	1	1	38
vs. Texas Tech (4/6)	3-3	1-1	4-4	1-2	3	2	11	0	0	0	0	26



10

G

**JACK HOBERG**  
Burr Ridge, Illinois  
Hinsdale Central  
5-11 | 175 | R-Sophomore

## 2018-19 GAME-BY-GAME STATS

OPPONENT	FG	3PG	FT	0-D	REB	PF	PTS	AST	TO	BLK	STL	MIN
FGCU (11/11)	0-0	0-0	0-0	0-0	0	0	0	1	2	0	0	1
ULM (11/14)	0-0	0-0	0-0	0-0	0	0	0	0	0	0	0	1
Tennessee Tech (11/18)	0-1	0-0	2-2	0-0	0	0	2	0	0	0	1	1
Iowa (12/3)	0-1	0-0	0-0	0-0	0	0	0	0	0	0	0	2
Green Bay (12/16)	0-1	0-0	0-0	0-0	0	0	0	0	0	0	0	2
Oakland (12/21)	0-1	0-1	0-0	1-0	1	0	0	1	2	0	0	4
Northern Illinois (12/29)	1-1	1-1	0-0	0-0	0	0	3	0	0	0	0	1
Northwestern (1/2)	0-0	0-0	0-0	0-0	0	0	0	0	0	0	0	1
at Iowa (1/24)	0-0	0-0	0-0	0-0	0	0	0	0	1	0	0	1
Minnesota (2/9)	0-0	0-0	0-0	0-1	1	0	0	0	0	0	0	1
Ohio State (2/17)	1-1	1-1	0-0	0-0	0	0	3	0	0	0	0	1
Nebraska (3/5)	0-0	0-0	0-0	0-0	0	0	0	0	0	0	0	1
vs. Bradley (3/21)	0-0	0-0	0-0	0-0	0	0	0	0	0	0	0	0
vs. Minnesota (3/23)	0-0	0-0	2-2	0-0	0	0	2	1	0	0	0	14



15

F

**THOMAS KITHIER**  
Clarkston, Michigan  
Clarkston  
6-8 | 230 | Sophomore

## 2018-19 GAME-BY-GAME STATS

OPPONENT	FG	3PG	FT	0-D	REB	PF	PTS	AST	TO	BLK	STL	MIN
vs. Kansas (11/6)	0-0	0-0	0-0	0-1	1	2	0	0	0	0	0	3
FGCU (11/11)	0-0	0-0	0-0	0-1	1	0	0	0	0	0	0	1
ULM (11/14)	0-0	0-0	0-0	0-2	2	1	0	0	0	0	0	6
Tennessee Tech (11/18)	1-1	0-0	0-0	1-0	1	1	2	0	0	0	0	3
vs. UCLA (11/22)	1-2	0-0	0-0	0-0	0	1	2	1	1	0	0	11
vs. Texas (11/23)	1-1	0-0	0-0	0-1	1	1	2	0	0	0	0	3
at Louisville (11/27)	0-0	0-0	0-0	0-0	0	0	0	0	0	0	0	2
Iowa (12/3)	0-1	0-0	0-0	3-0	3	1	0	0	1	0	0	3
Green Bay (12/16)	0-0	0-0	0-0	0-0	0	0	0	0	0	0	0	4
Oakland (12/21)	0-1	0-0	1-2	0-3	3	1	1	3	0	1	0	6
Northern Illinois (12/29)	1-1	0-0	0-0	1-1	2	0	2	0	0	0	0	4
Northwestern (1/2)	0-0	0-0	0-0	0-1	1	1	0	0	0	0	0	3
Purdue (1/8)	0-0	0-0	0-0	0-0	0	1	0	0	1	0	0	1
at Penn State (1/13)	0-0	0-0	0-0	0-0	0	0	0	1	0	0	0	0
at Nebraska (1/17)	0-0	0-0	0-0	0-1	1	0	0	0	0	0	0	1
Maryland (1/21)	2-2	0-0	0-0	1-1	2	0	4	0	0	0	0	4
at Iowa (1/24)	2-2	0-0	2-2	3-2	5	0	6	0	0	0	0	9
at Purdue (1/27)	0-0	0-0	0-0	0-1	1	0	0	0	0	0	0	2
Minnesota (2/9)	4-5	0-0	0-1	2-1	3	3	8	0	0	0	1	18
Ohio State (2/17)	1-1	0-0	0-0	0-3	3	3	2	0	0	0	1	10
Rutgers (2/20)	1-1	0-0	0-0	0-1	1	2	2	0	0	0	0	11
at Michigan (2/24)	1-1	0-0	0-0	1-2	3	2	2	0	0	1	0	11
at Indiana (3/2)	2-2	0-0	0-0	0-1	1	0	4	0	0	0	0	10
Nebraska (3/5)	3-4	0-0	0-1	1-2	3	3	6	0	1	0	0	19
Michigan (3/9)	1-1	0-0	0-0	0-0	0	1	2	0	0	0	0	8
vs. Ohio State (3/15)	1-1	0-0	0-0	0-0	0	1	2	0	0	0	0	9
vs. Wisconsin (3/16)	0-0	0-0	0-0	0-1	1	0	0	0	0	0	0	4
vs. Michigan (3/17)	0-0	0-0	0-0	1-0	1	1	0	0	1	1	0	8
vs. Bradley (3/21)	0-0	0-0	0-0	0-0	0	0	0	0	0	0	0	0
vs. Minnesota (3/23)	1-2	0-0	0-0	0-0	0	0	2	0	1	0	0	6
vs. Texas Tech (4/6)	0-0	0-0	0-0	0-0	0	0	0	0	0	0	0	0





**JOSHUA LANGFORD**

Huntsville, Alabama  
Madison Academy  
6-5 | 200 | Senior

**2016-17 GAME-BY-GAME STATS**

OPPONENT	FG	3PG	FT	0-D	REB	PF	PTS	AST	TO	BLK	STL	MIN
vs Arizona (11/11)	2-4	1-1	0-0	0-0	0	3	5	1	0	0	0	12
vs Kentucky (11/15)	2-6	1-4	0-2	1-4	5	2	5	1	1	0	0	19
MVSU (11/18)	1-3	1-2	1-2	0-0	1-1	2	0	3	2	2	0	12
Florida GC (11/20)	3-3	0-0	2-2	0-3	3	3	8	2	1	0	0	20
vs St. John's (11/23)	0-0	0-0	0-0	0-0	0	2	0	0	1	0	0	9
vs Baylor (11/24)	3-6	0-2	0-0	1-1	2	1	6	2	1	0	0	23
vs. Wichita St. (11/25)	1-3	1-2	0-0	0-0	0	5	3	0	1	0	0	11
at Duke (11/29)	3-6	1-3	0-0	2-2	4	3	7	0	2	0	0	22
Oral Roberts (12/3)	3-4	3-4	0-0	0-0	0	2	9	0	0	0	1	20
Youngstown St. (12/6)	6-8	3-4	0-0	0-2	2	0	15	3	1	1	0	19
Tennessee Tech (12/10)	3-5	1-3	3-4	0-4	4	0	10	3	2	0	1	23
Northeastern (12/18)	0-4	0-2	2-2	1-1	2	1	2	1	0	0	1	20
Oakland (12/21)	2-2	1-1	0-0	0-1	1	3	5	0	2	0	1	15
at Minnesota (12/27)	3-5	0-1	0-0	1-0	1	1	6	2	2	0	2	30
Northwestern (12/30)	1-4	0-2	0-0	1-3	4	3	2	2	0	0	2	27
Rutgers (1/4)	3-6	2-3	0-0	1-3	4	3	8	2	0	0	0	24
vs Penn State (1/7)	2-6	1-3	0-0	0-2	2	4	5	2	3	0	0	28
Minnesota (1/11)	6-9	1-2	0-0	1-2	3	2	13	1	1	1	0	25
at Ohio State (1/15)	3-8	2-4	0-1	2-2	4	1	8	3	0	0	0	25
at Indiana (1/21)	2-5	1-4	0-0	1-1	2	4	5	1	2	0	0	23
Purdue (1/24)	1-3	1-2	0-0	0-0	0	0	3	1	0	0	0	20
Michigan (1/29)	0-2	0-0	1-2	1-1	2	1	1	0	0	0	1	13
at Nebraska (2/2)	3-4	3-3	0-0	0-2	2	1	9	0	1	0	0	22
at Michigan (2/7)	0-0	0-0	0-0	0-0	0	1	0	0	1	0	1	16
Iowa (2/11)	4-8	3-6	0-0	0-5	5	2	11	3	1	0	0	21
Ohio State (2/14)	3-6	0-3	1-2	2-1	3	3	7	0	0	0	1	20
at Purdue (2/18)	4-8	0-3	0-0	0-1	1	0	8	0	1	0	0	20
Nebraska (2/23)	5-12	1-4	6-7	3-2	5	3	17	0	3	0	2	27
Wisconsin (2/26)	4-7	1-3	0-0	2-2	4	4	9	1	2	0	0	25
at Illinois (3/1)	3-4	1-1	0-0	0-1	1	1	7	1	4	0	0	20
at Maryland (3/4)	1-3	1-2	0-0	0-1	1	2	3	0	0	0	0	15
vs Penn State (3/9)	6-10	1-2	0-0	1-4	5	3	13	1	3	1	0	30
vs Minnesota (3/10)	2-6	1-4	1-2	2-0	2	4	6	2	0	0	0	22
vs Miami (3/17)	5-10	2-4	1-2	1-1	2	2	13	1	0	0	0	24
vs Kansas (3/19)	4-9	2-5	0-0	0-3	3	1	10	0	0	0	0	32

**2017-18 GAME-BY-GAME STATS**

OPPONENT	FG	3PG	FT	0-D	REB	PF	PTS	AST	TO	BLK	STL	MIN
North Florida (11/10)	5-9	0-1	3-3	2-3	5	3	13	1	3	0	3	24
vs. Duke (11/14)	3-9	1-5	2-2	0-1	1	0	9	0	0	0	0	25
Stony Brook (11/19)	8-13	1-3	2-3	2-1	3	2	19	5	2	0	1	31
vs. DePaul (11/23)	4-10	2-4	0-0	0-1	1	5	10	0	2	0	1	18
vs. UCONN (11/24)	3-11	1-1	1-2	1-1	2	1	8	1	1	0	1	31
vs. North Carolina (11/26)	8-11	5-7	2-2	0-4	4	4	23	0	3	0	0	23
Notre Dame (11/30)	7-13	1-2	2-2	0-0	0	1	17	0	2	0	1	29
Nebraska (12/3)	2-5	0-0	4-6	0-5	5	3	8	0	2	0	0	25
at Rutgers (12/5)	6-20	0-4	3-3	0-3	3	1	15	3	1	0	0	29
Southern Utah (12/9)	3-7	1-2	0-0	0-2	2	0	7	3	1	0	0	26
vs. Oakland (12/16)	7-13	2-6	1-1	1-1	2	2	17	3	1	0	0	25
Houston Baptist (12/18)	5-12	2-5	2-3	0-1	1	2	14	3	0	0	1	26
Long Beach State (12/21)	6-9	4-5	1-2	0-2	2	2	20	1	2	0	1	20
Cleveland State (12/29)	9-12	4-5	1-1	1-0	1	0	23	3	2	0	0	25
Savannah State (12/31)	5-13	0-3	1-1	2-2	4	3	11	2	1	1	0	30
Maryland (1/4)	3-9	2-4	0-0	0-1	1	2	8	2	0	0	1	23
at Ohio State (1/7)	6-11	2-4	3-3	1-2	3	5	17	0	3	0	0	32
Rutgers (1/10)	5-9	2-3	0-2	0-0	0	3	12	1	1	1	0	26
Michigan (1/13)	2-5	0-1	4-4	3-1	4	4	8	1	2	0	0	34
Indiana (1/19)	3-12	0-1	1-2	2-4	6	1	7	3	1	0	0	23
at Illinois (1/22)	4-8	1-2	0-0	0-4	4	3	9	0	2	0	0	25
Wisconsin (1/26)	3-9	0-3	2-2	1-1	2	1	8	1	1	0	0	26

at Maryland (1/28)	6-15	0-3	7-7	1-1	2	5	19	0	0	0	0	28
Penn State (1/31)	4-12	2-4	4-4	0-4	4	2	14	2	1	0	0	29
at Indiana (2/3)	4-13	2-5	0-0	0-3	3	4	10	0	2	0	0	27
at Iowa (2/6)	5-9	1-2	4-4	0-1	1	1	15	2	4	0	0	30
Purdue (2/10)	2-7	0-1	2-2	2-3	5	0	6	3	0	0	0	19
at Minnesota (2/13)	3-8	0-0	0-0	0-3	3	3	6	2	1	0	0	24
at Northwestern (2/17)	3-10	2-4	0-0	1-3	4	1	8	5	1	0	0	38
Illinois (2/20)	5-11	3-4	3-4	0-3	3	2	16	5	2	0	0	27
at Wisconsin (2/25)	2-3	1-1	0-0	0-1	1	5	5	0	0	0	0	23
vs. Wisconsin (3/2)	2-6	0-1	0-0	1-3	4	3	4	0	3	0	2	32
vs. Michigan (3/3)	1-8	0-3	0-0	2-5	7	2	2	0	1	0	0	27
vs. Bucknell (3/16)	7-10	1-3	7-8	1-3	4	3	22	2	1	0	0	35
vs. Syracuse (3/18)	1-12	1-7	0-0	4-4	8	4	3	0	3	1	1	29

## 2018-19 GAME-BY-GAME STATS

OPPONENT	FG	3PG	FT	0-D	REB	PF	PTS	AST	TO	BLK	STL	MIN
vs. Kansas (11/6)	5-11	4-6	4-4	3-1	4	4	18	1	2	1	0	29
FGCU (11/11)	7-15	1-6	3-3	2-8	10	3	18	1	2	0	0	31
ULM (11/14)	7-15	2-8	0-0	1-1	2	3	16	1	1	0	0	29
Tennessee Tech (11/18)	6-11	4-7	0-0	0-1	1	0	16	5	0	0	2	22
vs. UCLA (11/22)	5-10	3-7	1-3	0-2	2	3	14	1	5	0	1	25
vs. Texas (11/23)	10-16	5-6	4-4	1-4	5	3	29	0	2	0	0	35
at Louisville (11/27)	5-14	1-4	4-7	1-3	4	4	15	2	4	0	0	30
at Rutgers (11/30)	4-12	2-5	4-4	0-4	4	2	14	2	2	0	2	37
Iowa (12/3)	5-13	2-4	2-2	0-1	1	2	14	5	1	0	1	31
at Florida (12/8)	5-11	1-3	2-2	0-3	3	3	13	2	5	0	1	37
Green Bay (12/16)	6-13	1-4	0-0	1-6	7	3	13	4	5	0	0	27
Oakland (12/21)	4-9	2-6	2-2	0-4	4	1	12	4	1	0	3	27
Northern Illinois (12/29)	1-8	1-6	0-0	0-0	0	0	3	2	1	0	1	12

## 2018-19 GAME-BY-GAME STATS

OPPONENT	FG	3PG	FT	0-D	REB	PF	PTS	AST	TO	BLK	STL	MIN
vs. Kansas (11/6)	1-1	0-0	0-0	0-0	0	0	2	0	1	0	0	5
FGCU (11/11)	0-1	0-1	2-2	0-1	1	3	2	2	1	0	0	9
ULM (11/14)	2-4	0-2	0-0	0-0	0	1	4	1	1	0	0	12
Tennessee Tech (11/18)	1-3	0-1	1-1	0-1	1	0	3	3	0	0	0	8
vs. UCLA (11/22)	1-2	1-1	2-2	0-1	1	1	5	1	1	0	0	5
vs. Texas (11/23)	0-0	0-0	0-0	0-0	0	1	0	0	0	0	0	1
at Louisville (11/27)	1-1	0-0	0-1	0-0	0	3	2	2	1	0	0	9
at Rutgers (11/30)	0-1	0-0	0-0	0-0	0	0	0	0	0	0	0	5
Iowa (12/3)	0-0	0-0	0-0	0-0	0	1	0	1	1	0	0	8
Green Bay (12/16)	2-4	1-2	5-5	0-1	1	0	10	1	0	0	1	7
Oakland (12/21)	1-2	0-1	0-0	0-0	0	1	2	4	1	0	0	8
Northern Illinois (12/29)	1-2	1-2	0-0	0-0	0	1	3	0	0	0	0	10
Northwestern (1/2)	0-1	0-1	0-0	0-1	1	1	0	4	0	0	0	9
at Ohio State (1/5)	0-1	0-1	0-0	0-1	1	1	0	0	1	0	0	5
Purdue (1/8)	0-0	0-0	0-0	0-0	0	0	0	1	0	0	0	3
at Penn State (1/13)	3-6	1-4	0-0	1-1	2	0	7	1	1	0	0	11
at Nebraska (1/17)	0-0	0-0	0-0	0-0	0	1	0	0	1	0	0	2
Maryland (1/21)	0-0	0-0	0-0	0-1	1	0	0	1	0	0	0	4
at Iowa (1/24)	0-0	0-0	0-0	0-2	2	1	0	2	1	0	0	4
at Purdue (1/27)	0-0	0-0	0-0	0-0	0	0	0	0	0	0	0	1
Indiana (2/2)	0-0	0-0	0-0	0-0	0	0	0	0	0	0	0	1
at Illinois (2/5)	0-0	0-0	0-0	0-0	0	0	0	0	0	0	0	1
Minnesota (2/9)	0-2	0-1	0-0	0-0	0	2	0	0	3	0	0	11
at Wisconsin (2/12)	0-0	0-0	0-0	0-0	0	0	0	0	0	0	0	1
Ohio State (2/17)	0-0	0-0	0-0	0-0	0	1	0	0	0	0	0	5
Rutgers (2/20)	0-1	0-1	0-0	0-0	0	0	0	0	0	0	0	2
at Indiana (3/2)	0-1	0-1	0-0	0-0	0	0	0	0	0	0	0	2
Nebraska (3/5)	0-1	0-0	0-0	0-0	0	2	0	1	2	0	0	11
Michigan (3/9)	0-1	0-1	2-2	0-0	0	2	2	1	0	0	0	7
vs. Ohio State (3/15)	5-7	4-5	0-0	0-1	1	1	14	3	1	0	2	18



3

G

**FOSTER LOYER**  
Clarkston, Michigan  
Clarkston  
6-0 | 175 | Sophomore



vs. Wisconsin (3/16)	0-1	0-1	0-0	0-2	2	1	0	0	1	0	0	12
vs. Michigan (3/17)	0-0	0-0	0-0	0-0	0	0	0	2	1	0	0	2
vs. Bradley (3/21)	0-0	0-0	0-0	0-0	0	0	0	1	0	0	1	2
vs. Minnesota (3/23)	0-1	0-1	0-0	0-0	0	0	0	0	1	0	0	6
vs. LSU (3/29)	0-0	0-0	0-0	0-0	0	0	0	0	0	0	0	1
vs. Texas Tech (4/6)	0-0	0-0	0-0	0-0	0	0	0	0	0	0	0	0



23

F

**XAVIER TILLMAN**  
 Grand Rapids, Michigan  
 Grand Rapids Christian  
 6-8 | 245 | Junior

## 2017-18 GAME-BY-GAME STATS

OPPONENT	FG	3PG	FT	0-D	REB	PF	PTS	AST	TO	BLK	STL	MIN
North Florida (11/10)	2-4	0-0	0-0	1-2	3	0	4	1	0	0	0	11
vs. Duke (11/14)	0-0	0-0	0-0	0-0	0	0	0	0	1	0	0	2
Stony Brook (11/19)	3-3	0-0	3-4	1-4	5	2	9	1	2	3	0	13
vs. DePaul (11/23)	3-3	0-0	0-0	1-3	4	0	6	0	0	1	1	14
vs. UCONN (11/24)	1-1	0-0	3-4	1-1	2	0	5	0	0	0	1	13
vs. North Carolina (11/26)	0-1	0-0	0-0	0-4	4	2	0	0	1	0	0	10
Notre Dame (11/30)	1-3	0-0	1-2	2-3	5	1	3	0	0	1	0	8
Nebraska (12/3)	2-4	0-0	0-0	1-3	4	3	4	0	0	1	0	10
at Rutgers (12/5)	0-0	0-0	0-1	1-0	1	1	0	0	0	1	0	6
Southern Utah (12/9)	1-1	0-0	1-2	0-2	2	1	3	0	1	0	0	5
vs. Oakland (12/16)	0-1	0-0	0-1	1-0	1	0	0	0	0	0	0	2
Houston Baptist (12/18)	2-4	0-0	4-4	2-1	3	0	8	1	1	1	0	7
Long Beach State (12/21)	2-2	0-0	0-0	0-1	1	1	4	1	0	0	3	11
Cleveland State (12/29)	1-1	0-0	0-0	2-2	4	0	2	1	0	0	0	8
Savannah State (12/31)	1-1	0-0	0-0	0-3	3	1	2	1	1	1	0	5
Maryland (1/4)	2-3	0-0	2-3	1-4	5	1	6	0	1	0	0	12
at Ohio State (1/7)	0-0	0-0	0-0	0-0	0	0	0	0	0	0	0	3
Rutgers (1/10)	0-0	0-0	0-0	0-0	0	0	0	0	0	0	0	4
Michigan (1/13)	2-2	0-0	1-1	0-1	1	2	5	1	0	2	1	12
Indiana (1/19)	1-2	0-0	1-1	2-0	2	1	3	0	0	0	0	9
at Illinois (1/22)	0-0	0-0	1-2	0-2	2	1	3	0	1	0	1	10
Wisconsin (1/26)	0-0	0-0	0-0	0-1	1	0	0	0	0	0	0	5
at Maryland (1/28)	0-0	0-0	0-0	0-0	0	0	0	0	0	0	0	2
Penn State (1/31)	0-0	0-0	1-2	1-2	3	0	1	0	0	1	0	9
at Indiana (2/3)	0-0	0-0	0-0	0-0	0	2	0	0	0	0	0	5
at Iowa (2/6)	0-2	0-0	0-0	1-1	2	1	0	0	1	1	0	7
Purdue (2/10)	0-1	0-0	0-0	0-2	2	0	0	0	0	0	0	5
at Minnesota (2/13)	3-4	0-0	0-0	1-1	2	0	6	0	1	0	0	7
at Northwestern (2/17)	0-0	0-0	0-0	0-2	2	1	0	1	1	0	0	4
Illinois (2/20)	2-2	0-0	1-1	2-0	2	3	5	0	0	1	0	9
at Wisconsin (2/25)	2-3	0-0	1-1	3-2	5	2	5	0	2	3	0	12
vs. Wisconsin (3/2)	1-2	0-0	0-0	1-2	3	1	2	1	0	3	0	12
vs. Michigan (3/3)	2-2	0-0	0-0	0-1	1	2	4	1	0	0	0	12
vs. Bucknell (3/16)	3-3	0-0	0-0	1-4	5	1	6	0	1	3	1	19
vs. Syracuse (3/18)	2-5	0-0	1-3	9-3	12	5	5	0	2	0	0	2

## 2018-19 GAME-BY-GAME STATS

OPPONENT	FG	3PG	FT	0-D	REB	PF	PTS	AST	TO	BLK	STL	MIN
vs. Kansas (11/6)	3-4	0-0	0-1	1-1	2	5	6	1	3	2	0	13
FGCU (11/11)	4-6	0-0	0-1	2-4	6	2	8	4	0	2	2	18
ULM (11/14)	4-5	0-1	3-5	6-7	13	4	11	2	2	1	2	18
Tennessee Tech (11/18)	2-2	1-1	2-3	2-9	11	1	7	1	1	1	0	20
vs. UCLA (11/22)	0-2	0-0	0-3	0-2	2	3	0	1	2	2	0	18
vs. Texas (11/23)	1-2	0-0	0-0	2-4	6	2	2	2	3	1	1	20
at Louisville (11/27)	5-8	0-0	1-2	3-10	13	2	11	2	2	2	2	33
at Rutgers (11/30)	4-7	0-1	3-3	6-2	8	2	11	1	0	1	0	30
Iowa (12/3)	5-6	0-0	4-4	1-7	8	4	14	1	0	4	0	18
at Florida (12/8)	6-7	0-0	2-3	3-6	9	1	14	1	1	1	3	28
Green Bay (12/16)	2-3	1-1	1-3	1-7	8	2	6	2	0	3	3	22
Oakland (12/21)	3-5	0-0	2-3	2-5	7	2	8	5	0	1	1	16
Northern Illinois (12/29)	3-4	0-0	2-2	4-9	13	4	8	4	4	3	0	22
Northwestern (1/2)	6-7	1-1	1-2	0-8	8	3	14	1	5	2	1	21
at Ohio State (1/5)	3-5	0-1	2-2	0-5	5	2	8	4	2	0	1	23

Purdue (1/8)	4-8	0-2	3-4	4-1	5	4	11	1	1	0	1	23
at Penn State (1/13)	1-3	0-0	3-4	3-4	7	2	5	3	2	3	0	24
at Nebraska (1/17)	2-5	0-2	1-2	1-5	6	3	5	4	1	0	1	20
Maryland (1/21)	3-9	0-3	4-4	2-1	3	3	10	1	0	5	2	28
at Iowa (1/24)	2-2	0-0	1-1	2-2	4	3	5	0	1	0	0	13
at Purdue (1/27)	2-4	0-2	3-3	1-2	3	4	7	1	1	2	2	23
Indiana (2/2)	6-10	0-1	1-4	2-5	7	2	13	0	1	2	0	27
at Illinois (2/5)	5-6	0-0	6-7	4-4	8	3	16	1	2	1	0	23
Minnesota (2/9)	2-3	1-1	2-2	1-3	4	4	7	2	3	0	1	18
at Wisconsin (2/12)	1-4	0-1	2-2	3-4	7	2	4	0	2	2	2	21
Ohio State (2/17)	2-4	0-1	1-2	3-3	6	4	5	1	1	1	2	17
Rutgers (2/20)	7-12	0-1	5-6	3-7	10	2	19	1	1	1	1	33
at Michigan (2/24)	6-8	0-0	2-2	1-4	5	4	14	2	0	0	0	31
at Indiana (3/2)	5-9	0-0	1-1	3-7	10	3	11	1	2	4	0	32
Nebraska (3/5)	4-10	1-2	2-2	2-6	8	2	11	1	2	2	1	29
Michigan (3/9)	4-5	0-0	9-12	3-3	6	2	17	1	3	5	2	33
vs. Ohio State (3/15)	3-7	0-0	1-2	3-3	6	2	7	1	1	1	2	22
vs. Wisconsin (3/16)	5-8	0-1	7-9	1-6	7	2	17	4	1	1	0	29
vs. Michigan (3/17)	4-7	0-0	1-3	4-7	11	2	9	0	1	1	0	24
vs. Bradley (3/21)	5-8	0-0	6-6	2-9	11	4	16	1	1	2	1	31
vs. Minnesota (3/23)	6-8	0-0	2-3	3-3	5	4	14	1	3	1	0	22
vs. LSU (3/29)	4-7	1-2	3-3	3-5	8	2	12	3	0	2	0	31
vs. Duke (3/31)	8-12	1-1	2-3	6-3	9	4	19	1	1	2	3	29
vs. Texas Tech (4/6)	2-6	1-1	2-3	3-5	8	4	7	1	2	1	0	36

## 2018-19 GAME-BY-GAME STATS

OPPONENT	FG	3PG	FT	0-D	REB	PF	PTS	AST	TO	BLK	STL	MIN
Green Bay (12/16)	0-4	0-2	0-0	0-2	2	0	0	0	0	0	0	2
Oakland (12/21)	0-0	0-0	0-0	0-0	0	0	0	0	0	0	0	1
Northern Illinois (12/29)	0-0	0-0	0-0	0-0	0	0	0	0	0	0	0	1
Northwestern (1/2)	0-0	0-0	0-0	0-0	0	0	0	0	0	0	0	0
at Iowa (1/24)	0-0	0-0	0-0	0-0	0	0	0	0	0	0	0	1
Minnesota (2/9)	0-0	0-0	0-0	0-0	0	0	0	0	0	0	0	1
Nebraska (3/5)	1-1	0-0	1-1	0-0	0	0	3	0	0	0	0	1

## 2016-17 GAME-BY-GAME STATS

OPPONENT	FG	3PG	FT	0-D	REB	PF	PTS	AST	TO	BLK	STL	MIN
vs Arizona (11/11)	0-2	0-1	0-0	1-0	1	3	0	3	2	0	0	10
vs Kentucky (11/15)	4-9	1-3	0-0	0-2	2	3	9	2	1	0	0	22
vs Kentucky (11/15)	4-9	1-3	0-0	0-2	2	3	9	2	1	0	0	22
MVSU (11/18)	1-2	0-0	0-0	0-1	1	2	2	11	4	0	3	23
Florida GC (11/20)	2-5	0-2	3-4	1-2	3	2	7	5	3	0	0	15
vs St. John's (11/23)	2-5	1-1	0-0	0-0	0	1	5	2	2	0	0	13
vs Baylor (11/24)	2-5	1-3	0-0	0-1	1	1	5	1	3	0	1	13
vs Wichita St. (11/25)	2-2	1-1	2-4	0-2	2	1	7	2	2	0	0	19
at Duke (11/29)	2-5	0-2	0-0	0-2	2	1	4	7	3	0	1	21
Oral Roberts (12/3)	4-9	2-3	5-5	0-4	4	0	15	9	1	0	0	26
Youngstown St. (12/6)	4-10	0-3	0-0	1-3	4	1	8	9	2	1	1	25
Tennessee Tech (12/10)	1-4	0-1	4-4	0-2	2	3	6	9	2	0	0	19
Northeastern (12/18)	7-8	2-2	5-9	0-1	1	2	21	10	3	0	2	33
Oakland (12/21)	4-10	1-3	0-2	0-3	3	2	9	8	3	1	2	30
at Minnesota (12/27)	1-5	0-1	0-0	0-2	2	5	2	6	2	0	2	20
Northwestern (12/30)	6-9	2-3	1-2	1-1	2	2	15	6	3	1	0	26
Rutgers (1/4)	1-4	0-2	0-0	0-0	0	3	2	8	2	0	1	20
vs Penn State (1/7)	2-5	1-3	0-0	0-0	0	4	5	3	3	0	1	16
Minnesota (1/11)	0-1	0-0	1-2	0-5	5	0	1	5	1	0	1	19
at Ohio State (1/15)	0-3	0-1	1-2	0-2	2	0	1	2	1	0	1	11
at Indiana (1/21)	2-4	1-2	0-0	0-2	2	2	5	3	2	0	0	22



14

G

**BROCK WASHINGTON**  
Southfield, Michigan  
Southfield Christian  
6-4 | 200 | R-Sophomore



5

G

**CASSIUS WINSTON**  
Detroit, Michigan  
University of Detroit Jesuit  
6-1 | 185 | Senior





Purdue (1/24)	3-5	0-1	2-2	1-1	2	2	8	3	2	0	0	22
Michigan (1/29)	3-5	0-2	10-11	0-0	0	2	16	3	3	0	1	21
at Nebraska (2/2)	4-7	2-3	0-1	1-2	3	1	10	4	3	0	1	22
at Michigan (2/7)	1-4	1-2	0-0	0-1	1	2	3	4	6	0	0	19
Iowa (2/11)	3-3	2-2	4-5	0-2	2	3	12	5	2	0	1	16
Ohio State (2/14)	2-2	0-0	4-4	0-2	2	0	8	9	3	0	0	20
at Purdue (2/18)	1-5	0-2	0-0	0-0	0	3	2	4	3	1	1	25
Nebraska (2/23)	2-6	1-2	2-2	0-1	1	4	7	8	0	0	3	22
Wisconsin (2/26)	2-11	2-4	4-4	0-7	7	1	10	8	2	0	0	29
at Illinois (3/1)	0-4	0-3	2-2	0-3	3	3	2	2	1	0	0	20
at Maryland (3/4)	3-7	2-3	0-0	0-2	2	2	8	5	1	1	0	25
vs Penn State (3/9)	2-6	2-4	1-2	0-0	0	4	7	2	2	0	1	20
vs Minnesota (3/10)	0-1	0-1	0-0	0-1	1	2	0	1	0	1	0	12
vs Miami (3/17)	2-5	1-3	2-2	0-1	1	4	7	5	0	0	1	22
vs Kansas (3/19)	2-4	1-2	2-2	0-0	0	1	7	8	3	0	0	26

## 2017-18 GAME-BY-GAME STATS

OPPONENT	FG	3PG	FT	0-D	REB	PF	PTS	AST	TO	BLK	STL	MIN
North Florida (11/10)	3-4	2-2	4-4	0-0	0	2	12	8	2	0	0	25
vs. Duke (11/14)	1-5	0-2	1-2	0-2	2	2	3	11	5	0	0	32
Stony Brook (11/19)	5-8	2-3	1-1	0-1	1	3	13	6	2	0	3	24
vs. DePaul (11/23)	2-10	2-7	4-4	0-8	8	4	10	8	3	0	0	36
vs. UCONN (11/24)	12-15	4-5	0-0	0-2	2	3	28	5	0	0	0	27
vs. North Carolina (11/26)	3-8	1-3	0-1	1-4	5	3	7	7	4	0	2	25
Notre Dame (11/30)	6-10	5-6	0-0	0-5	5	3	17	7	2	0	0	26
Nebraska (12/3)	6-10	2-5	2-2	0-6	6	0	16	7	2	0	0	28
at Rutgers (12/5)	2-4	2-2	0-1	1-2	3	1	6	3	2	0	1	16
Southern Utah (12/9)	5-8	5-6	0-0	0-3	3	1	15	5	1	0	1	27
vs. Oakland (12/16)	6-11	3-7	4-4	0-6	6	0	19	3	6	0	3	34
Houston Baptist (12/18)	3-5	2-4	2-2	0-3	3	0	10	12	4	0	1	26
Long Beach State (12/21)	5-9	2-6	1-1	0-1	1	4	13	8	2	0	0	24
Cleveland State (12/29)	4-5	3-4	0-0	0-2	2	4	11	5	1	0	0	17
Savannah State (12/31)	6-8	2-3	2-2	0-3	3	1	16	13	5	0	3	27
Maryland (1/4)	4-8	2-6	0-0	0-2	2	5	10	8	0	0	0	26
at Ohio State (1/7)	4-10	2-6	2-2	0-3	3	0	12	6	1	0	0	32
Rutgers (1/10)	2-8	1-3	7-7	0-4	4	2	12	7	2	0	0	34
Michigan (1/13)	3-7	1-2	4-4	0-3	3	3	11	2	4	0	0	31
Indiana (1/19)	3-5	2-4	2-2	0-4	4	1	10	8	1	0	0	26
at Illinois (1/22)	2-4	1-1	0-0	0-1	1	5	5	8	8	0	0	20
Wisconsin (1/26)	5-10	3-4	4-4	1-2	3	1	17	6	3	0	1	32
at Maryland (1/28)	3-8	2-4	5-6	0-1	1	3	13	5	3	0	0	21
Penn State (1/31)	5-7	1-2	4-4	0-1	1	1	15	10	3	0	1	30
at Indiana (2/3)	1-4	0-1	5-7	0-1	1	2	7	7	0	0	1	31
at Iowa (2/6)	2-7	1-3	4-4	0-3	3	1	9	8	2	1	0	23
Purdue (2/10)	4-10	1-3	1-2	0-7	7	0	10	10	3	0	0	36
at Minnesota (2/13)	4-5	4-5	0-1	1-4	5	2	12	5	2	0	0	24
at Northwestern (2/17)	5-8	4-6	3-4	0-9	9	2	17	7	2	0	1	34
Illinois (2/20)	4-5	2-3	2-2	0-2	2	3	12	5	0	0	0	15
at Wisconsin (2/25)	7-11	6-6	0-0	1-5	6	1	20	5	4	0	1	38
vs. Wisconsin (3/2)	6-15	1-7	4-4	1-4	5	1	17	5	2	1	0	35
vs. Michigan (3/3)	3-10	0-4	5-5	0-4	4	2	11	5	1	0	1	35
vs. Bucknell (3/16)	3-8	1-5	4-4	1-2	3	2	11	10	2	0	2	34
vs. Syracuse (3/18)	4-12	3-11	4-4	0-1	1	1	15	6	3	0	1	34

## 2018-19 GAME-BY-GAME STATS

OPPONENT	FG	3PG	FT	0-D	REB	PF	PTS	AST	TO	BLK	STL	MIN
vs. Kansas (11/6)	3-10	2-4	5-6	0-3	3	2	13	11	5	0	2	34
FGCU (11/11)	6-12	2-5	0-0	0-3	3	3	14	8	2	0	2	25
ULM (11/14)	9-22	3-10	2-2	0-5	5	0	23	3	0	0	4	30
Tennessee Tech (11/18)	7-12	5-9	0-1	0-1	1	3	19	6	2	0	0	27
vs. UCLA (11/22)	8-15	3-6	0-1	0-2	2	4	19	7	1	0	0	26
vs. Texas (11/23)	5-11	4-8	6-6	0-4	4	3	20	10	7	0	2	37



at Louisville (11/27)	3-11	2-7	5-6	0-0	0	5	13	6	3	0	2	34
at Rutgers (11/30)	8-16	2-4	4-4	0-2	2	2	22	6	0	0	0	35
Iowa (12/3)	2-9	1-3	3-4	0-0	0	1	8	12	1	0	1	30
at Florida (12/8)	4-13	0-5	2-2	1-1	2	1	10	6	2	0	0	36
Green Bay (12/16)	5-12	2-5	4-5	0-6	6	2	16	12	2	0	0	28
Oakland (12/21)	10-13	4-7	2-2	0-1	1	1	26	3	1	0	0	26
Northern Illinois (12/29)	8-10	6-7	2-2	0-2	2	0	24	7	0	0	0	29
Northwestern (1/2)	4-6	1-1	4-6	1-1	2	1	13	12	2	0	1	28
at Ohio State (1/5)	8-12	2-6	7-11	0-2	2	4	25	5	2	0	1	35
Purdue (1/8)	7-14	4-7	5-7	1-5	6	2	23	5	5	0	1	36
at Penn State (1/13)	3-7	1-3	4-4	0-0	0	3	11	6	7	0	4	30
at Nebraska (1/17)	9-15	3-7	8-9	1-2	3	2	29	6	4	0	0	39
Maryland (1/21)	5-13	1-5	3-5	0-2	2	1	14	7	1	0	1	36
at Iowa (1/24)	6-14	3-5	8-8	0-1	1	1	23	7	3	1	0	35
at Purdue (1/27)	7-14	4-7	5-9	2-5	7	2	23	8	3	0	2	39
Indiana (2/2)	9-22	4-9	4-4	1-7	8	1	26	7	4	0	3	44
at Illinois (2/5)	6-13	1-5	8-9	1-1	2	4	21	9	9	0	1	37
Minnesota (2/9)	5-12	1-2	0-0	0-2	2	3	11	9	0	0	2	24
at Wisconsin (2/12)	8-17	4-7	3-4	1-5	6	2	23	6	4	0	0	39
Ohio State (2/17)	3-15	1-7	6-6	0-3	3	3	13	8	3	2	1	34
Rutgers (2/20)	8-17	3-8	9-10	0-5	5	0	28	8	3	0	0	36
at Michigan (2/24)	7-13	0-3	13-14	0-2	2	1	27	8	3	0	2	40
at Indiana (3/2)	8-12	1-1	3-4	0-5	5	1	20	11	3	0	0	38
Nebraska (3/5)	4-9	0-3	0-1	1-3	4	1	8	10	3	0	0	31
Michigan (3/9)	7-17	1-6	8-9	0-4	4	3	23	7	5	0	0	32
vs. Ohio State (3/15)	4-7	1-2	9-9	1-6	7	1	18	5	4	0	1	22
vs. Wisconsin (3/16)	9-17	1-5	2-2	1-1	2	2	21	6	2	0	0	28
vs. Michigan (3/17)	5-13	1-4	3-3	0-3	3	2	14	11	3	1	0	38
vs. Bradley (3/21)	8-17	2-5	8-8	0-3	3	2	26	4	1	0	0	39
vs. Minnesota (3/23)	5-11	1-4	2-2	1-3	4	1	13	9	4	0	2	32
vs. LSU (3/29)	7-16	3-7	0-2	0-0	0	1	17	8	5	0	0	39
vs. Duke (3/31)	9-23	2-4	0-1	0-1	1	0	20	10	1	0	4	40
vs. Texas Tech (4/6)	4-16	2-8	6-6	0-2	2	4	16	2	4	0	1	40



# MICHIGAN STATE

## CAREER HIGH'S

### #0 Kyle Ahrens

Minutes	41	vs. Louisville (11/27/18)
Points	15	vs. Louisville (11/27/18)
Rebounds	7	two times (last at Illinois, 2/5/19)
Assists	4	two times (last vs. Indiana, 2/5/19)
Field Goals	6	at Louisville (11/27/18)
FG Attempts	10	at Louisville (11/27/18)
3-point Field Goals	3	at Louisville (11/27/18)
3-point FG Attempts	6	at Louisville (11/27/18)
Free Throws	6	two times (last at Illinois, 2/5/19)
Free Throw Attempts	8	vs. Oral Roberts (12/3/16)
Steals	3	two times (last at Michigan, 2/24/19)
Blocks	1	five times (last at Michigan, 2/24/19)

### #1 Joshua Langford

Minutes	38	at Northwestern (2/17/18)
Points	29	vs. Texas (11/23/18)
Rebounds	10	vs. FGCU (11/11/18)
Assists	5	five times (last vs. Iowa, 12/18/18)
Field Goals	10	vs. Texas (11/23/18)
FG Attempts	20	at Rutgers (12/5/17)
3-point Field Goals	5	two times (last Texas (11/18)
3-point FG Attempts	8	vs. ULM (11/14/18)
Free Throws	7	at Maryland (1/28/18)
Free Throw Attempts	7	three times (last at Louisville, 11/18/18)
Steals	3	two times (last vs. Oakland, 12/21/18)
Blocks	1	six times (last vs. Kansas, 11/6/18)

### #3 Foster Loyer

Minutes	18	vs. Ohio State (3/15/19)
Points	14	vs. Ohio State (3/15/19)
Rebounds	2	three times (last vs. Wisconsin, 3/16/19)
Assists	4	two times (last vs. Northwestern, 1/2/19)
Field Goals	5	vs. Ohio State (3/15/19)
FG Attempts	7	vs. Ohio State (3/15/19)
3-point Field Goals	4	vs. Ohio State (3/15/19)
3-point FG Attempts	5	vs. Ohio State (3/15/19)
Free Throws	2	two times (last vs. Michigan, 3/9/19)
FT Attempts	2	two times (last vs. Michigan, 3/9/19)
Steals	2	vs. Ohio State (3/15/19)

### #5 Cassius Winston

Minutes	44	vs. Indiana (2/2/19)
Points	29	vs. Nebraska (1/17/19)
Rebounds	9	at Northwestern (2/17/18)
Assists	13	vs. Savannah State (12/31/17)
Field Goals	12	vs. UCONN (11/24/17)
FG Attempts	23	vs. Duke (3/31/19)
3-point Field Goals	6	two times (last vs. Northern Illinois, 12/29/18)
3-point FG Attempts	10	vs. ULM (11/14/18)
Free Throws	13	vs. Michigan (2/24/19)
Free Throw Attempts	14	vs. Michigan (2/24/19)
Steals	4	three times (last Duke 3/31/19)
Blocks	2	vs. Ohio State (2/17/19)

### #10 Jack Hoiberg

Minutes	4	vs. Oakland (12/21/18)
Points	3	two times (I (last vs. Ohio State, 2/17/19)
Rebounds	1	two times (last vs. Minnesota, 2/9/19)
Assists	1	three times (last vs. Minnesota, 3/23/19)
Field Goals	1	two times (last vs. Ohio State, 2/17/19)
FG Attempts	1	six times (last vs. Ohio State, 2/17/19)
3-point Field Goals	1	two times (last vs. Ohio State, 2/17/19)
3-point FG Attempts	1	three times (last vs. Ohio State, 2/17/19)
Free Throws	2	two times (last vs. Minnesota 3/23/19)
FT Attempts	2	two times (last vs. Minnesota 3/23/19)
Steals	1	vs. Tennessee Tech (11/21/18)

### #11 Aaron Henry

Minutes	38	two times (last Duke 3/31/19)
Points	20	vs. LSU (3/29/19)
Rebounds	11	vs. Wisconsin (3/16/19)
Assists	6	vs. LSU (3/29/19)
Field Goals	9	vs. LSU (3/29/19)
FG Attempts	14	vs. LSU (3/29/19)
3-point Field Goals	2	two times (last LSU 3/29/19)
3-point FG Attempts	4	vs. LSU (3/29/19)
Free Throws	4	four times (last Tech, 4/6/19)
Free Throw Attempts	6	vs. Northern Illinois (12/29/18)
Steals	2	five times (last Wisconsin, 2/12/19)
Blocks	3	vs. Purdue (1/27/19)

### #14 Brock Washington

Minutes	2	vs. Green Bay (12/16/18)
Points	3	vs. Nebraska (3/5/19)
Rebounds	2	vs. Green Bay (12/16/18)
Field Goals	1	vs. Nebraska (3/5/19)
FG Attempts	4	vs. Green Bay (12/16/18)
3-point FG Attempts	2	vs. Green Bay (12/16/18)
Free Throws	1	vs. Nebraska (3/5/19)
Free Throw Attempts	1	vs. Nebraska (3/5/19)

### #15 Thomas Kithier

Minutes	19	vs. Nebraska (3/5/19)
Points	8	vs. Minnesota (2/9/19)
Rebounds	5	at Iowa (1/24/19)
Assists	3	vs. Oakland (12/21/18)
Field Goals	4	vs. Minnesota (2/9/19)
FG Attempts	5	vs. Minnesota (2/9/19)
Free Throws	2	at Iowa (1/24/19)
Free Throw Attempts	2	two times (last at Iowa, 1/24/19)
Steals	1	three times (last vs. Michigan, 3/9/19)
Blocks	1	three times (last vs. Michigan, 3/17/19)

### #23 Xavier Tillman

Minutes	36	vs. Texas Tech (4/6/19)
Points	19	two times (last Duke 3/31/19)
Rebounds	13	three times (last vs. Northern Illinois 12/29/18)
Assists	5	vs. Oakland (12/21/18)
Field Goals	8	vs. Duke (3/31/19)
FG Attempts	12	two times (last vs. Duke 3/31/19)
3-point Field Goals	1	eight times (last vs. Texas Tech, 4/6/19)
3-point FG Attempts	3	vs. Maryland (1/21/19)
Free Throws	9	vs. Michigan (3/9/19)
FT Attempts	12	vs. Michigan (3/9/19)
Steals	3	three times (last vs. Duke 3/31/19)
Blocks	5	two times (last vs. Michigan, 3/9/19)

### #30 Marcus Bingham Jr.

Minutes	11	vs. Tennessee Tech (11/18/18)
Points	6	vs. UCLA (11/22/18)
Rebounds	4	three times (last vs. Northern Illinois, 12/29/18)
Assists	1	six times (last vs. Minnesota, 2/9/19)
Field Goals	2	vs. FGCU (11/11/18)
FG Attempts	4	vs. FGCU (11/11/18)
3-point Field Goals	2	vs. FGCU (11/11/18)
3-point FG Attempts	2	three times (last vs. Minnesota, 2/9/19)
Free Throws	3	vs. UCLA (11/22/18)
FT Attempts	4	vs. UCLA (11/22/18)
Blocks	3	vs. Green Bay (12/16/18)

### #40 Braden Burke

Minutes	3	vs. Oakland (12/21/18)
Points	2	two times (last vs. Oakland, 12/21/18)
Rebounds	1	three times (last vs. Oakland, 12/21/18)
Field Goals	1	two times (last vs. Oakland, 12/21/18)
FG Attempts	2	vs. Iowa (12/3/18)
Free Throws	1	vs. Green Bay (12/16/18)
Free Throw Attempts	2	vs. Green Bay (12/16/18)

### #41 Conner George

Minutes	16	vs. DePaul (11/23/17)
Points	4	vs. Penn State (3/9/17)
Rebounds	7	vs. DePaul (11/23/17)
Assists	1	two times (last vs. Northern Illinois, 12/29/18)
Field Goals	1	seven times (last vs. Minnesota, 2/9/19)
FG Attempts	2	seven times (last vs. Oakland, 12/21/18)
3-point FG Attempts	1	eight times (last vs. Illinois, 2/20/18)
Free Throws	4	vs. Penn State (3/9/17)
Free Throw Attempts	6	vs. Penn State (3/9/17)
Steals	1	four times (last vs. Oakland, 12/21/18)

### #44 Gabe Brown

Minutes	22	vs. Nebraska (3/5/19)
Points	15	vs. LSU (3/29/19)
Rebounds	5	vs. Texas Tech (4/6/19)
Assists	1	four times (last at Purdue, 11/27/19)
Field Goals	5	vs. LSU (3/29/19)
FG Attempts	7	two times (last vs. LSU, 3/29/19)
3-point Field Goals	4	4 vs. LSU (3/29/19)
3-point FG Attempts	6	6 vs. LSU (3/29/19)
Free Throws	2	four times (last vs. Minnesota, 2/9/19)
Free Throw Attempts	3	vs. Tennessee Tech (11/18/18)
Steals	1	two times (last vs. Ohio State, 2/17/19)
Blocks	1	four times (last vs. Nebraska, 3/5/19)





# 2018-19 REVIEW



## 2018-19 RESULTS

DATE	OPPONENT	MSU-OPP	SITE	ATTEND.
Nov. 6	+ v. Kansas	87-92	Indianapolis, Ind.	18,907
<b>Nov. 11</b>	<b>FLORIDA GULF COAST</b>	<b>106-82</b>	<b>EAST LANSING</b>	<b>14,797</b>
<b>Nov. 14</b>	<b>LOUISIANA-MONROE</b>	<b>80-59</b>	<b>EAST LANSING</b>	<b>14,797</b>
<b>Nov. 18</b>	<b>TENNESSEE TECH</b>	<b>101-33</b>	<b>EAST LANSING</b>	<b>14,797</b>
Nov. 22	# v. UCLA	87-67	Las Vegas, Nev.	7,489
Nov. 23	# v. Texas	78-68	Las Vegas, Nev.	6,500
Nov. 27	@ at Louisville	78-82ot	Louisville, Ky.	15,477
Nov. 30	at Rutgers	78-67	Piscataway, N.J.	8,000
<b>Dec. 3</b>	<b>IOWA</b>	<b>90-68</b>	<b>EAST LANSING</b>	<b>14,797</b>
Dec. 8	at Florida	63-59	Gainesville, Fla.	10,423
<b>Dec. 16</b>	<b>GREEN BAY</b>	<b>104-83</b>	<b>EAST LANSING</b>	<b>14,797</b>
<b>Dec. 21</b>	<b>OAKLAND</b>	<b>99-69</b>	<b>EAST LANSING</b>	<b>14,797</b>
<b>Dec. 29</b>	<b>NORTHERN ILLINOIS</b>	<b>88-60</b>	<b>EAST LANSING</b>	<b>14,797</b>
<b>Jan. 2</b>	<b>NORTHWESTERN</b>	<b>81-55</b>	<b>EAST LANSING</b>	<b>14,797</b>
Jan. 5	at Ohio State	86-77	Columbus, Ohio	18,809
<b>Jan. 8</b>	<b>PURDUE</b>	<b>77-59</b>	<b>EAST LANSING</b>	<b>14,797</b>
Jan. 13	at Penn State	71-56	State College, Pa.	10,196
Jan. 17	at Nebraska	70-64	Lincoln, Neb.	15,923
<b>Jan. 21</b>	<b>MARYLAND</b>	<b>69-55</b>	<b>EAST LANSING</b>	<b>14,797</b>
Jan. 24	at Iowa	82-67	Iowa City, Iowa	14,416
Jan. 27	at Purdue	63-73	West Lafayette, Ind.	14,804
<b>Feb. 2</b>	<b>INDIANA</b>	<b>75-79ot</b>	<b>EAST LANSING</b>	<b>14,797</b>
Feb. 5	at Illinois	74-79	Champaign Ill.	12,960
<b>Feb. 9</b>	<b>MINNESOTA</b>	<b>79-55</b>	<b>EAST LANSING</b>	<b>14,797</b>
Feb. 12	at Wisconsin	67-59	Madison, Wis.	17,287
<b>Feb. 17</b>	<b>OHIO STATE</b>	<b>62-44</b>	<b>EAST LANSING</b>	<b>14,797</b>
<b>Feb. 20</b>	<b>RUTGERS</b>	<b>71-60</b>	<b>EAST LANSING</b>	<b>14,797</b>
Feb. 24	at Michigan	77-70	Ann Arbor, Mich.	12,707
March 2	at Indiana	62-63	Bloomington, Ind.	17,222
<b>March 5</b>	<b>NEBRASKA</b>	<b>91-76</b>	<b>EAST LANSING</b>	<b>14,797</b>
<b>March 9</b>	<b>MICHIGAN</b>	<b>75-63</b>	<b>EAST LANSING</b>	<b>14,797</b>
March 15	\$ vs. Ohio State	77-70	Chicago, Ill.	17,369
March 16	\$ vs. Wisconsin	67-55	Chicago, Ill.	18,468
March 17	\$ vs. Michigan	65-60	Chicago, Ill.	18,615
March 21	^ vs. Bradley	76-65	Des Moines, Iowa	16,512
March 23	^ vs. Minnesota	70-50	Des Moines, Iowa	16,502
March 29	^ vs. LSU	80-63	Washington, D.C.	20,125
March 31	^ vs. Duke	68-67	Washington, D.C.	20,125
April 6	^ vs. Texas Tech	51-61	Minneapolis, Minn.	70,711

## HOME GAMES IN BOLD CAPS

+ - Champions Classic  
 # - Las Vegas Invitational  
 @ - ACC/Big Ten Challenge  
 \$ - Big Ten Tournament  
 ^ - NCAA Tournament

## 2018-19 ATTENDANCE

**HOME** - 251,549 in 17 games - 14,797 avg.  
**ROAD** - 125,316 in 9 games - 13,924 avg.  
**NEUTRAL** - 154,782 in 9 games - 17,198 avg.  
**TOTAL** - 531,647 in 35 games - 15,190 avg.

## 2018-19 NOTABLES

- Michigan State finished its season with a 32-7 overall record. The team's 32 wins tied for the second-most in school history (1999-2000). It marked MSU's fifth 30-win season, all under head coach Tom Izzo (33 in 1998-99, 32 in 1999-2000, 31 in 2008-09 and 30 in 2017-18).
- Michigan State made its nation's-best eighth trip to the Final Four in 21 years, all under head coach Tom Izzo.
- The Spartans captured the program's ninth Big Ten Regular Season title, its sixth Big Ten Tournament title and advanced to their 22nd-straight NCAA Tournament.
- Junior guard Cassius Winston was a consensus second-team All-American, earning first-team honors from The Sporting News and the Associated Press. He averaged a team-best 18.8 points per game and set a Big Ten single-season record with 291 assists. He was named Most Outstanding Player of both the Big Ten Tournament and the NCAA Tournament East Regional.
- Michigan State finished the season ranked No. 6 in the Associated Press poll and No. 3 in the USA Today Coaches poll.



## 2018-19 BOX SCORES



### GAME 1

#1 Kansas . . . . . 92  
 #10 Michigan State . . . . . 87  
 Nov. 6, 2018 • Indianapolis, Ind. • BankersLife Fieldhouse

Michigan State	FG	3FG	FT	O-D-R	PF	PTS	A	T	B	S	MIN
25 Kenny Goins, f	5-11	3-8	4-6	1-10-11	3	17	3	0	1	0	33
44 Nick Ward, f	2-8	0-0	5-10	0-5-5	4	9	0	5	1	1	26
1 Joshua Langford g	5-11	4-6	4-4	3-1-4	4	18	1	2	1	0	29
5 Cassius Winston g	3-10	2-4	5-6	0-3-3	2	13	11	5	0	2	34
20 Matt McQuaid, g	3-6	1-2	5-6	0-5-5	2	12	3	1	1	0	34
0 Kyle Ahrens	2-4	2-3	0-0	0-3-3	2	6	0	1	0	1	9
3 Foster Loyer	1-1	0-0	0-0	0-0-0	0	2	0	1	0	0	5
11 Aaron Henry	2-4	0-0	0-2	0-3-3	1	4	0	0	0	1	15
15 Thomas Kithier	0-0	0-0	0-0	0-1-1	2	0	0	0	0	0	3
23 Xavier Tillman	3-4	0-0	0-1	1-1-2	5	6	1	3	2	0	13
30 Marcus Bingham Jr.	0-0	0-0	0-0	0-0-0	0	0	0	0	1	0	1
TEAM				2-1-3							
Totals	26-59	12-23	23-35	7-33-40	25	87	19	18	7	5	200

TOTAL FG% 1st: 9-26, 34.6% 2nd: 17-33, 51.5% Game: 44.1%  
 3-Pt. FG% 1st: 4-9, 44.4% 2nd: 8-14, 57.1% Game: 52.2%  
 F Throw% 1st: 14-25, 56.0% 2nd: 9-10, 90.0% Game: 65.7%

Kansas	FG	3FG	FT	O-D-R	PF	PTS	A	T	B	S	MIN
1 Detric Lawson, f	5-18	0-210-12	4-10-14	2	20	6	2	2	2	38	
35 Udoka Azubuike, c	7-10	0-0	3-7	2-1-3	4	17	1	2	4	1	20
5 Quentin Grimes, g	7-14	6-10	1-2	0-1-1	3	21	4	1	0	1	30
24 Lagerald Vick, g	1-7	0-4	0-0	0-3-3	2	2	3	2	0	3	32
11 Devon Dotson, g	6-11	3-5	1-2	0-2-2	3	16	3	4	0	3	34
00 Marcus Garrett	1-3	0-0	2-2	0-1-1	4	4	2	0	0	0	14
2 Charlie Moore	0-1	0-1	1-2	2-1-3	3	1	0	0	0	0	11
13 K.J. Lawson	1-1	1-1	1-2	1-5-6	3	4	1	0	0	0	10
13 David McCormack	1-2	0-0	1-4	1-2-3	1	3	1	0	0	0	5
44 Mitch Lightfoot	2-2	0-0	0-0	1-0-1	3	4	0	0	1	0	6
TEAM				2-3-5							
Totals	31-69	10-23	20-33	13-29-42	28	92	21	11	7	10	200

TOTAL FG% 1st: 19-40, 47.5% 2nd: 12-29, 41.4% Game: 44.9%  
 3-Pt. FG% 1st: 5-12, 41.7% 2nd: 5-11, 45.5% Game: 43.5%  
 F Throw% 1st: 7-12, 58.3% 2nd: 13-21, 61.9% Game: 60.6%

Officials: Mike Eades, Terry Wymer, Keith Kimble  
 Attendance: 18,907 Halftime Score: MSU, 36-30  
 Record: MSU 0-1, Kansas 1-0

### Key Moment

Joshua Langford scored 18 points and Kenny Goins added 17 points and 11 rebounds, but No. 10 Michigan State's rally came up short against No. 1 Kansas in a 92-87 defeat in the season-opening Champions Classic. After Kansas was in control for most of the game, the Spartans frantically trimmed a 10-point deficit to 90-87 with 34 seconds left.

### Notes

- MSU fell to 94-26 all-time in season openers, winning 37 of the last 42. The Spartans are 19-5 in season openers under Tom Izzo.
- MSU fell to 3-5 all-time in the Champions Classic, including a 2-1 mark against Kansas.
- Langford scored 13 of his team-high 18 points in the second half, while Goins had his first career double-double with 17 points and 11 rebounds.
- Junior guard Cassius Winston had a double-double with 13 points and 11 assists.
- After shooting only 34.6 percent (9-of-26) in the first half, the Spartans connected on 51.5 percent of their second half shots (17-of-33).



Joshua Langford (above) scored 13 of his 18 points in the second half against Kansas, while Cassius Winston (below) had 13 points and 11 assists.



Kenny Goins had his first career double-double with 17 points and 11 rebounds against Kansas.

## 2018-19 BOX SCORES

GAME  
**2**

FGCU . . . . . 82  
 #10 Michigan State . . . . . 106  
 Nov. 11, 2018 • East Lansing, Mich. • Breslin Center

FGCU	FG	3FG	FT	O-D-R	PF	PTS	A	T	B	S	MIN
1 Troy Baxter Jr., f	9-17	2-5	0-1	1-3-4	1	20	3	1	1	1	31
21 Brady Ernst, f	0-4	0-0	3-6	3-2-5	5	3	0	0	0	0	19
11 Schadrac Casimir, g	1-5	1-2	4-4	0-1-1	2	7	3	1	0	2	31
22 Hannif Cheatham, g	3-4	1-1	1-1	0-3-3	2	8	3	3	0	1	13
11 Dinerio Mercurius, g	3-9	2-5	1-1	0-1-1	0	9	3	1	0	3	24
00 Decardo Day	2-6	0-2	0-0	0-1-1	2	4	7	3	0	2	26
2 Caleb Catto	0-1	0-1	0-0	0-1-1	0	0	1	1	0	0	7
3 Christian Carlyle	6-8	0-1	8-12	2-3-5	2	20	2	2	1	0	24
4 Zach Scott	2-3	2-2	0-0	0-0-0	0	6	0	1	0	1	12
15 Ricky Doyle	2-5	0-0	1-2	0-2-2	3	5	0	1	1	0	13
TEAM				1-1-2							
<b>Totals</b>	<b>28-62</b>	<b>8-19</b>	<b>18-27</b>	<b>7-18-25</b>	<b>17</b>	<b>82</b>	<b>22</b>	<b>14</b>	<b>3</b>	<b>10</b>	<b>200</b>

TOTAL FG% 1st: 12-31, 38.7% 2nd: 16-31, 51.6% Game: 45.2%  
 3-Pt. FG% 1st: 5-14, 35.7% 2nd: 3-5, 60.0% Game: 42.1%  
 F Throw% 1st: 6-7, 85.7% 2nd: 12-20, 60.0% Game: 66.7%

Michigan State	FG	3FG	FT	O-D-R	PF	PTS	A	T	B	S	MIN
25 Kenny Goins, f	3-5	0-1	0-0	3-2-5	1	6	5	1	0	0	17
44 Nick Ward, f	7-11	0-0	12-17	6-4-10	2	25	4	2	2	0	23
1 Joshua Langford, g	7-15	1-6	3-3	2-8-10	3	18	1	2	0	0	31
5 Cassius Winston, g	6-12	2-5	0-0	0-3-3	3	14	8	2	0	2	25
20 Matt McQuaid, g	5-11	2-6	0-0	0-0-0	3	12	5	2	0	2	28
0 Kyle Ahrens	2-5	0-1	0-0	3-3-6	1	4	0	1	0	2	17
3 Foster Loyer	0-1	0-1	2-2	0-1-1	3	2	2	1	0	0	9
10 Jack Holberg	0-0	0-0	0-0	0-0-0	0	0	1	2	0	0	1
11 Aaron Henry	4-6	1-1	0-0	2-1-3	4	9	3	1	1	2	15
13 Gabe Brown	1-1	0-0	0-0	0-1-1	0	2	0	0	0	0	7
15 Thomas Kithier	0-0	0-0	0-0	0-1-1	0	0	0	0	0	0	1
23 Xavier Tillman	4-6	0-0	0-1	2-4-6	2	8	4	0	2	2	18
30 Marcus Bingham Jr.	2-4	2-2	0-0	1-1-2	0	6	0	1	1	0	6
41 Conner George	0-0	0-0	0-0	0-0-0	0	0	0	0	0	0	1
TEAM				1-0-1							
<b>Totals</b>	<b>41-77</b>	<b>8-23</b>	<b>16-23</b>	<b>20-29-49</b>	<b>12</b>	<b>106</b>	<b>33</b>	<b>16</b>	<b>6</b>	<b>10</b>	<b>200</b>

TOTAL FG% 1st: 20-40, 50.0% 2nd: 21-27, 56.8% Game: 53.2%  
 3-Pt. FG% 1st: 7-16, 43.8% 2nd: 1-7, 14.3% Game: 34.8%  
 F Throw% 1st: 12-16, 75.0% 2nd: 4-7, 57.1% Game: 69.6%

Officials: Bo Boroski, Bill Elk, Mike Eades  
 Attendance: 14,797 Halftime Score: MSU, 59-35  
 Record: FGCU 1-2, MSU 1-1

## Key Moment

Junior forward Nick Ward tied his career-high with 25 points and grabbed 10 rebounds, while junior guard Joshua Langford had his first career double-double (18 points, 10 rebounds) as No. 10 Michigan State scored 59 points in the first half en route to a 106-82 win over Florida Gulf Coast. Michigan State led by 24 points (59-35) at the break, and took its biggest lead of the game, 67-40, on a layup from redshirt senior guard Kenny Goins early in the second half.

## Notes

- Ward and Langford led four players in double figures, as junior guard Cassius Winston added 14 points and eight assists and senior guard Matt McQuaid added 12 points and five assists.
- MSU's 106 points scored were tied for the 19th-most in a single game all-time. It was the ninth time scoring 106 or more points under head coach Tom Izzo.
- The team's 33 assists were tied for the fifth-most all-time, last done vs. Mississippi Valley State on Nov. 18, 2016.



Nick Ward scored 25 points and had 10 rebounds as MSU eclipsed the 100-point mark in the win over FGCU.



Joshua Langford had his first career double-double with 18 points and 10 rebounds in the win over FGCU.



## 2018-19 BOX SCORES



### GAME 3

ULM #11 Michigan State . . . . . 59  
 #11 Michigan State . . . . . 80  
 Nov. 14, 2018 • East Lansing, Mich. • Breslin Center

ULM	FG	3FG	FT	O-D-R	PF	PTS	A	T	B	S	M	MIN
1 Travis Munnings, f	1-14	0-5	3-6	3-9-12	3	5	4	1	0	3	37	
11 Andre Washington, f	1-3	0-0	1-2	3-8-11	0	3	0	0	0	0	31	
2 Michael Ertel, g	7-14	2-4	4-4	0-3-3	2	20	1	2	0	0	39	
3 Javien Williams, g	7-17	3-8	8-10	2-1-3	3	25	0	4	0	2	36	
53 Jontray Harris, g	2-8	0-2	1-1	0-2-2	3	5	0	1	0	0	20	
00 Brandon Newman	0-2	0-0	1-2	0-3-3	4	1	1	0	0	0	15	
10 Tyree White	0-0	0-0	0-0	0-0-0	3	0	0	0	0	0	11	
13 Jalen Hodge	0-0	0-0	0-0	0-1-1	1	0	0	0	0	0	1	
25 Wade Martin	0-1	0-0	0-0	0-0-0	0	0	0	0	0	0	1	
TEAM			0-2-2			1						
<b>Totals</b>	<b>18-59</b>	<b>5-19</b>	<b>18-25</b>	<b>8-29-37</b>	<b>19</b>	<b>59</b>	<b>6</b>	<b>9</b>	<b>0</b>	<b>5</b>	<b>200</b>	

TOTAL FG% 1st: 10-31, 32.3% 2nd: 8-28, 28.6% Game: 30.5%  
 3-Pt. FG% 1st: 3-10, 30.0% 2nd: 2-9, 22.2% Game: 26.3%  
 F Throw% 1st: 6-8, 75.0% 2nd: 12-17, 70.6% Game: 72.0%

Michigan State	FG	3FG	FT	O-D-R	PF	PTS	A	T	B	S	M	MIN
25 Kenny Goins, f	1-7	0-2	4-4	6-9-15	3	6	3	0	1	1	30	
44 Nick Ward, f	1-1	0-0	2-2	0-3-3	0	4	1	0	1	0	5	
1 Joshua Langford g	7-15	2-8	0-0	1-1-2	3	16	1	1	0	0	29	
5 Cassius Winston, g	9-22	3-10	2-2	0-5-5	0	23	3	0	0	4	30	
20 Matt McQuaid, g	0-6	0-1	0-0	0-2-2	2	0	2	1	0	0	31	
0 Kyle Ahrens	1-4	0-2	4-4	1-0-1	0	6	0	0	0	0	15	
3 Foster Loyer	2-4	0-2	0-0	0-0-0	1	4	1	1	0	0	12	
10 Jack Holberg	0-0	0-0	0-0	0-0-0	0	0	0	0	0	0	1	
11 Aaron Henry	2-3	1-2	3-4	1-1-2	3	8	0	2	1	0	16	
13 Gabe Brown	0-0	0-0	0-0	0-0-0	0	0	0	0	0	0	1	
15 Thomas Kithier	0-0	0-0	0-0	0-2-2	1	0	0	0	0	0	6	
23 Xavier Tillman	4-5	0-1	3-5	6-7-13	4	11	2	1	2	1	18	
30 Marcus Bingham Jr.	0-2	0-1	0-0	0-2-2	1	0	0	0	2	0	7	
40 Braden Burke	0-0	0-0	0-0	0-0-0	0	0	0	0	0	0	1	
41 Conner George	1-1	0-0	0-1	0-1-1	0	2	0	0	0	0	1	
TEAM			0-3-3									
<b>Totals</b>	<b>28-70</b>	<b>6-29</b>	<b>18-22</b>	<b>15-36-51</b>	<b>18</b>	<b>80</b>	<b>13</b>	<b>7</b>	<b>7</b>	<b>7</b>	<b>200</b>	

TOTAL FG% 1st: 11-39, 28.2% 2nd: 17-31, 54.8% Game: 40.0%  
 3-Pt. FG% 1st: 2-19, 10.5% 2nd: 4-10, 40.0% Game: 20.7%  
 F Throw% 1st: 11-14, 78.6% 2nd: 7-8, 87.5% Game: 81.8%

**Officials:** Lamont Simpson, Paul Szelc, Rob Kueneman  
**Attendance:** 14,797 **Halftime Score:** MSU, 35-29  
**Record:** ULM 2-2, MSU 2-1

### Key Moment

Cassius Winston scored 18 of his team-high 23 points in the second half as No. 11 Michigan State pulled away from Louisiana Monroe en route to an 80-59 win. Michigan State led by only six points, 35-29, at the half, but Winston scored 14 points during an 18-4 run to extend the lead to 53-35.

### Notes

- After shooting only 28.2 percent from the floor in the first half (11-of-39), including just 10.5 percent from 3-point land (2-of-19), the Spartans connected on 54.8 percent of their second half shots (17-of-31) and 40.0 percent of their 3-pointers (4-of-10).
- Xavier Tillman recorded his first career double-double, setting a career-high with 11 points and grabbing a career-best 13 rebounds.
- Joshua Langford scored 12 points, his third game this season in double figures and the 28th of his career.
- Michigan State received a season-high 31 points from the bench.

### GAME 4

Tennessee Tech . . . . . 33  
 #11 Michigan State . . . . . 101  
 Nov. 18, 2018 • East Lansing, Mich. • Breslin Center

Tennessee Tech	FG	3FG	FT	O-D-R	PF	PTS	A	T	B	S	M	MIN
22 Courtney Alexander, f	2-7	0-0	1-4	1-5-6	2	5	1	3	0	1	31	
11 Micaiah Henry, c	3-7	0-0	0-1	1-1-2	3	6	1	3	1	0	28	
3 Corey Tilley, g	1-5	1-3	0-0	0-2-2	2	3	0	0	0	0	24	
5 Johnnie Vassar, g	2-6	0-1	0-2	0-0-0	3	4	1	3	0	3	27	
20 Hunter Vick, g	0-7	0-3	0-0	0-4-4	1	0	0	2	1	0	27	
1 Maverick Smith	0-1	0-0	0-0	0-0-0	0	0	0	0	0	0	1	
2 Jared Sherfeld	2-4	0-1	0-0	1-1-2	4	4	1	0	0	1	19	
4 Jr. Clay	2-6	0-1	1-2	0-1-1	2	5	4	5	0	0	26	
24 Garrett Golday	3-7	0-0	1-1	1-2	4	6	0	1	0	0	18	
30 Spencer Chandler	0-0	0-0	0-0	0-0-0	1	0	0	0	0	0	1	
54 Cade Crosland	0-0	0-0	0-0	0-1-1	0	0	0	1	0	0	1	
TEAM			3-4-7			1						
<b>Totals</b>	<b>15-51</b>	<b>1-10</b>	<b>2-9</b>	<b>7-20-27</b>	<b>22</b>	<b>33</b>	<b>8</b>	<b>19</b>	<b>2</b>	<b>6</b>	<b>200</b>	

TOTAL FG% 1st: 6-21, 28.6% 2nd: 9-30, 30.0% Game: 29.4%  
 3-Pt. FG% 1st: 1-7, 14.3% 2nd: 0-3, 0.0% Game: 10.0%  
 F Throw% 1st: 1-3, 33.3% 2nd: 1-6, 16.7% Game: 22.2%

Michigan State	FG	3FG	FT	O-D-R	PF	PTS	A	T	B	S	M	MIN
25 Kenny Goins, f	0-2	0-1	0-0	2-4-6	1	0	0	0	0	2	22	
44 Nick Ward, f	10-12	0-0	3-5	3-3-6	1	23	1	2	0	23		
1 Joshua Langford g	6-11	4-7	0-0	0-1-1	0	16	5	0	0	2	22	
5 Cassius Winston, g	7-12	5-9	0-1	0-1-1	3	19	6	2	0	0	27	
20 Matt McQuaid, g	2-6	1-5	1-1	0-2-2	1	6	6	0	1	23		
0 Kyle Ahrens	3-6	0-3	2-2	1-1-2	1	8	1	1	0	1	18	
3 Foster Loyer	1-3	0-1	1-1	0-1-1	0	3	3	0	0	0	8	
10 Jack Holberg	0-1	0-0	2-2	0-0-0	0	2	0	0	0	0	1	
11 Aaron Henry	2-4	1-2	0-0	0-3-3	1	5	2	2	0	1	11	
13 Gabe Brown	2-3	1-2	2-3	1-1-2	0	7	0	0	0	0	8	
15 Thomas Kithier	1-1	0-0	0-0	1-0-1	1	2	0	0	0	0	3	
23 Xavier Tillman	2-2	1-1	2-3	2-9-11	1	7	1	1	1	0	20	
30 Marcus Bingham Jr.	1-3	1-2	0-0	0-1-1	2	3	0	1	2	0	11	
40 Braden Burke	0-0	0-0	0-0	0-0-0	0	0	0	0	0	0	1	
41 Conner George	0-0	0-0	0-0	1-0-1	0	0	0	0	0	0	1	
TEAM			3-6-9									
<b>Totals</b>	<b>37-71</b>	<b>4-33</b>	<b>13-18</b>	<b>14-33-47</b>	<b>12</b>	<b>101</b>	<b>25</b>	<b>8</b>	<b>5</b>	<b>8</b>	<b>200</b>	

TOTAL FG% 1st: 18-40, 45.0% 2nd: 19-27, 70.4% Game: 55.2%  
 3-Pt. FG% 1st: 5-20, 25.0% 2nd: 9-13, 69.2% Game: 42.4%  
 F Throw% 1st: 1-3, 33.3% 2nd: 12-15, 80.0% Game: 72.2%

**Officials:** Lewis Garrison, Kelly Pfeifer, Terry Oglesby  
**Attendance:** 14,797 **Halftime Score:** MSU, 42-14  
**Record:** Tennessee Tech 0-4, MSU 3-1

### Key Moment

MSU seized control immediately, taking a 21-7 lead and had a 42-14 advantage at the break in a rout of Tennessee Tech. The Spartans led by at least 50 points through most of the second half.

### Notes

- Nick Ward led three players in double figures with 23 points and six rebounds. Cassius Winston added 19 points and six assists and Joshua Langford added 16 points and five assists.
- MSU held Tennessee Tech to 33 points, the fewest points scored by an opponent since holding Binghamton to 33 points in a 76-33 win on Dec. 5, 2015.
- The 68-point margin of victory for MSU tied the Breslin Center record for widest margin of victory, set on Dec. 21, 1992 against Morehead State (121-53).
- The 14 points scored by Tennessee Tech in the first half were the fewest by an MSU opponent in the first half since holding Binghamton to 12 points (41-12 lead) on Dec. 5, 2015.



## 2018-19 BOX SCORES

GAME  
5#11 Michigan State . . . . . 87  
UCLA . . . . . 67  
Nov. 22, 2018 • Las Vegas, Nev. • Orleans Arena

Michigan State	FG	3FG	FT	O-D-R	PF	PTS	A	T	B	S	MIN
25 Kenny Goins, f	3-5	0-0	0-1	3-10-13	3	6	1	0	2	0	20
44 Nick Ward, f	6-10	0-0	4-4	2-3-5	2	16	2	0	1	0	22
1 Joshua Langford g	5-10	3-7	1-3	0-2-2	3	14	1	5	0	1	25
5 Cassius Winston, g	8-15	3-6	0-1	0-2-2	4	19	7	1	0	0	26
20 Matt McQuaid, g	4-7	3-5	0-0	2-1-3	3	11	2	2	0	0	28
0 Kyle Ahrens	3-3	2-2	0-0	0-2-2	2	8	3	0	0	0	21
3 Foster Loyer	1-2	1-1	2-2	0-1-1	1	5	1	1	0	0	5
11 Aaron Henry	0-3	0-0	0-0	0-2-2	0	0	0	0	0	0	10
13 Gabe Brown	0-1	0-1	0-0	0-0-0	0	0	0	0	0	0	5
15 Thomas Kithier	1-2	0-0	0-0	0-0-0	1	2	1	1	0	0	11
23 Xavier Tillman	0-2	0-0	0-3	0-2-2	3	0	1	2	2	0	18
30 Marcus Bingham Jr.	1-2	1-2	3-4	1-3-4	1	6	1	0	0	0	9
TEAM				0-1-1							
<b>Totals</b>	<b>32-62</b>	<b>13-24</b>	<b>10-18</b>	<b>8-29-37</b>	<b>23</b>	<b>87</b>	<b>20</b>	<b>12</b>	<b>5</b>	<b>1</b>	<b>200</b>

TOTAL FG% 1st: 18-30, 60.0% 2nd: 14-32, 43.8% Game: 51.6%  
 3-Pt. FG% 1st: 10-17, 58.8% 2nd: 3-7, 42.9% Game: 54.2%  
 F Throw% 1st: 5-10, 50.0% 2nd: 5-8, 62.5% Game: 55.6%

UCLA	FG	3FG	FT	O-D-R	PF	PTS	A	T	B	S	MIN
24 Jalen Hill, f	0-1	0-0	2-2	0-0-0	3	2	0	0	0	1	12
1 Moses Brown, c	2-5	0-0	1-4	2-8-10	2	5	0	2	3	0	21
4 Jaylen Hands, g	4-12	2-5	1-1	0-4-4	1	11	3	1	0	1	26
13 Kris Wilkes, g	5-12	2-4	3-4	0-1-1	3	15	0	2	1	1	32
23 Prince Ali, g	0-5	0-2	3-4	1-0-1	2	3	1	2	0	0	22
2 Cody Riley	4-9	0-1	2-2	2-0-2	3	10	2	1	0	1	17
3 Jules Bernard	0-6	0-2	1-2	1-2-3	3	1	0	0	0	0	17
5 Chris Smith	4-7	0-2	3-4	0-3-3	4	11	2	1	2	0	28
14 Kenneth Nwuba	1-1	0-0	2-2	1-2-3	0	4	0	0	0	0	6
34 David Singleton	1-1	1-1	2-3	0-3-3	0	5	0	0	0	1	19
TEAM				2-1-3							
<b>Totals</b>	<b>20-57</b>	<b>7-22</b>	<b>10-11</b>	<b>9-23-32</b>	<b>14</b>	<b>67</b>	<b>6</b>	<b>13</b>	<b>5</b>	<b>4</b>	<b>200</b>

TOTAL FG% 1st: 8-33, 24.2% 2nd: 13-26, 50.0% Game: 35.6%  
 3-Pt. FG% 1st: 1-11, 9.1% 2nd: 4-6, 66.7% Game: 29.4%  
 F Throw% 1st: 9-13, 69.2% 2nd: 11-15, 73.3% Game: 71.4%

**Officials:** Ron Groover, Lee Cassell, Brian O'Connell  
**Attendance:** 7,489 **Halftime Score:** MSU, 51-26  
**Record:** MSU 4-1, UCLA 4-1

**Key Moment**

MSU opened up a 25-point halftime lead, 51-26, thanks to hot shooting, as the Spartans connected on 60.0 percent of their first half shots, including 58.8 percent from 3-point land. UCLA cut the lead to 17 points at one point, but never got closer.

**Notes**

- The Spartans put four players in double figures – Cassius Winston led the way with 19 points and seven assists, while Nick Ward had 16 points and five rebounds, Joshua Langford finished with 14 points and two rebounds, and Matt McQuaid added 11 points, three rebounds and two assists.
- This was the fifth time in the last six years that MSU advanced to the championship game of a non-conference tournament.
- Kenny Goins grabbed a game-high 13 rebounds. This was his third game of the season with at least 10 rebounds.



Matt McQuaid and Kenny Goins (above) hoist the trophy after winning the Las Vegas Invitational and (below) Cassius Winston was named the Most Valuable Player.



## 2018-19 BOX SCORES



### GAME 6

#11 Michigan State . . . . . 78  
 Texas . . . . . 68  
 Nov. 23, 2018 • Las Vegas, Nev. • Orleans Arena

Michigan State	FG	3FG	FT	O-D-R	PF	PTS	A	T	B	S	MIN
25 Kenny Goins, f	2-3	1-2	1-2	2-2-4	4	6	0	5	0	0	31
44 Nick Ward, f	2-7	0-0	2-5	3-5-8	1	6	2	1	2	1	20
1 Joshua Langford g	10-16	5-6	4-4	1-4-5	3	29	0	2	0	0	35
5 Cassius Winston, g	5-11	4-8	6-6	0-4-4	3	20	10	7	0	2	37
20 Matt McQuaid, g	1-4	1-3	0-0	0-2-2	3	3	0	2	0	0	19
0 Kyle Ahrens	1-2	0-0	0-0	0-0-0	0	2	2	1	0	0	10
33 Foster Loyer	0-0	0-0	0-0	0-0-0	1	0	0	0	0	0	1
11 Aaron Henry	3-5	1-1	1-1	2-4-6	1	8	1	0	0	0	21
15 Thomas Kithier	1-1	0-0	0-0	0-1-1	0	2	0	0	0	0	3
23 Xavier Tillman	1-2	0-0	0-0	2-4-6	2	2	2	3	1	1	20
30 Marcus Bingham Jr.	0-0	0-0	0-0	0-1-1	0	0	0	0	1	0	3
TEAM				3-2-5				s			

<b>Totals</b>	26-51	12-20	14-18	13-29	42	18	78	17	24	3	4	200
TOTAL FG%	1st: 14-29, 48.3%	2nd: 12-22, 54.5%	Game: 51.0%									
3-Pt. FG%	1st: 4-9, 44.4%	2nd: 8-11, 72.7%	Game: 60.0%									
F Throw%	1st: 4-4, 100%	2nd: 10-14, 71.4%	Game: 77.8%									

Texas	FG	3FG	FT	O-D-R	PF	PTS	A	T	B	S	MIN
20 Jericho Sims, f	2-6	0-0	2-2	1-5-6	4	6	0	0	1	1	19
21 D. Osetkowski, f	5-11	2-5	1-1	3-0-3	4	13	2	1	0	4	29
02 Matt Coleman III, g	3-11	2-9	5-6	0-1-1	2	13	2	1	1	1	32
12 Kerwin Roach II, g	4-14	3-9	4-6	0-2-2	3	15	5	2	1	3	33
13 Jase Febres, g	1-4	0-3	0-0	0-0-0	2	2	1	0	0	0	18
03 Courtney Ramey	3-10	2-6	0-0	0-1-1	1	8	1	1	0	0	21
10 Jaxson Jayes	4-6	0-0	3-4	3-0-3	3	11	0	2	3	3	27
33 Kamaka Hepa	0-0	0-0	0-0	0-0-0	0	0	0	0	0	0	5
55 Elijah Mitrou-Long	0-2	0-2	0-0	0-4-4	0	0	0	0	1	0	16
TEAM				3-0-3				2			

<b>Totals</b>	22-64	9-34	15-19	10-13	23	19	68	11	10	6	12	200
TOTAL FG%	1st: 15-32, 46.9%	2nd: 7-32, 21.9%	Game: 34.4%									
3-Pt. FG%	1st: 7-17, 41.2%	2nd: 8-17, 47.1%	Game: 26.5%									
F Throw%	1st: 7-9, 77.8%	2nd: 8-10, 80.0%	Game: 78.9%									

**Officials:** Mike Roberts, Ron Groover, Brian O'Connell  
**Attendance:** 6,500  
**Record:** MSU 5-1, Texas 5-1  
**Halftime Score:** Texas, 44-36

### Key Moment

The Spartans trailed by as many as 19 points in the first half and were down 44-36 at the break before using a 22-5 run early in the second half to take a 58-52 lead en route to the win.

### Notes

- The win at the Las Vegas Invitational marked the second-straight year Michigan State has won a non-conference tournament and the fourth time in the last six years.
- Cassius Winston was named the Tournament MVP. This is the second-straight year he has been named the MVP of a non-conference tournament, earning the honor last year at the PK80 Invitational. Winston averaged 19.5 points, 8.5 assists and 3.0 rebounds while shooting 50.0 percent from the floor (13-of-26) and 50.0 percent from 3-point land (7-of-14).
- Joshua Langford and Nick Ward earned spots on the all-tournament team. Langford averaged 21.5 points and 3.5 rebounds and hit 57.7 percent of his shots (15-of-26), including 61.5 percent of his 3-pointers (8-of-13). Ward averaged 11.0 points, 6.5 rebounds and 1.5 blocked shots.
- Langford set a career-high with 29 points, besting his previous mark of 23, set twice in 2017-18 (against North Carolina and Cleveland State). He hit a career-high 10 field goals and tied his career mark with five 3-pointers (North Carolina).

### GAME 7

#9 Michigan State . . . . . 78  
 at Louisville . . . . . 82  
 Nov. 27, 2018 • Louisville, Ky. • Yum Center

Michigan State	FG	3FG	FT	O-D-R	PF	PTS	A	T	B	S	MIN
25 Kenny Goins, f	0-0	0-0	0-1	3-14-17	4	0	2	0	1	0	29
44 Nick Ward, f	5-8	0-0	4-6	1-2-3	3	14	0	4	0	0	27
0 Kyle Ahrens, f	6-10	3-6	0-0	0-3-3	2	15	0	1	0	1	41
1 Joshua Langford, g5-14	1-4	4-7	1-3-4	1-4	1-4	5	15	2	4	0	30
5 Cassius Winston, g3-11	2-7	5-6	0-0-0	5	13	6	3	0	2	34	
3 Foster Loyer	1-1	0-0	0-1	0-0-0	3	2	2	1	0	0	9
11 Aaron Henry	1-5	0-1	0-0	1-4-5	2	2	0	1	0	0	13
13 Gabe Brown	2-2	2-2	0-0	0-0-0	3	6	0	0	0	0	6
15 Thomas Kithier	0-0	0-0	0-0	0-0-0	0	0	0	0	0	0	2
23 Xavier Tillman	5-8	0-0	1-2	3-10-13	2	11	2	2	2	2	33
30 Marcus Bingham Jr.	0-0	0-0	0-0	0-0-0	1	0	0	0	0	0	1
TEAM				2-0-2				1			

<b>Totals</b>	28-59	8-20	14-23	11-36	47	29	78	14	17	3	5	225
TOTAL FG%	1st: 9-23, 39.1%	2nd: 15-28, 53.6%	Game: 47.5%									
3-Pt. FG%	1st: 4-9, 44.4%	2nd: 3-8, 37.5%	Game: 40.0%									
F Throw%	1st: 10-13, 76.9%	2nd: 2-6, 33.3%	Game: 60.9%									
		OT: 4-8, 50.0%										
		OT: 1-3, 33.3%										
		OT: 2-4, 50.0%										

Louisville	FG	3FG	FT	O-D-R	PF	PTS	A	T	B	S	MIN
24 Dwayne Sutton, f	3-8	2-4	5-6	1-5-6	2	13	0	1	1	1	37
33 Jordan Nwora, f	3-9	2-7	6-9	0-9-9	0	14	1	4	0	1	39
23 Steven Enoch, c	1-3	1-1	0-0	0-1-1	3	3	0	0	0	0	7
1 C. Cunningham, g	5-9	0-2	3-6	0-1-1	2	13	5	3	1	1	35
2 Darius Perry, g	1-2	0-1	0-0	0-1-1	3	2	1	0	0	0	16
00 Akoy Agau	0-0	0-0	2-5	1-3-4	5	2	0	0	1	0	10
4 Khwan Fore	1-3	0-1	2-2	0-0-0	2	4	1	0	0	0	19
5 Malik Williams	3-9	1-5	0-0	0-3-3	3	7	0	0	1	3	28
13 VJ King	0-2	0-1	0-0	0-2-2	0	0	0	0	0	0	14
30 Ryan McMahan	4-8	4-7	12-13	0-1-1	1	24	1	2	0	0	20
TEAM				2-0-2							

<b>Totals</b>	21-53	10-29	30-41	4-26	30	21	82	9	10	4	6	225
TOTAL FG%	1st: 12-25, 48.0%	2nd: 7-25, 28.0%	Game: 39.6%									
3-Pt. FG%	1st: 5-12, 41.7%	2nd: 4-15, 26.7%	Game: 34.5%									
F Throw%	1st: 9-13, 69.2%	2nd: 11-14, 78.6%	Game: 73.2%									
		OT: 10-14, 71.4%										

**Officials:** Bert Smith, Jamie Luckie, Ted Valentine  
**Attendance:** 15,477  
**Record:** MSU 5-2, Louisville 4-2  
**Halftime Score:** Louisville, 38-32

### Key Moment

Louisville hit three free throws in the final 10 seconds of overtime to hang on for an 82-78 win in the ACC/Big Ten Challenge. MSU trailed at the half (38-32) and for most of the second half before taking a 62-61 lead with four minutes left.

### Notes

- Kenny Goins grabbed a career-high 17 rebounds and sophomore Xavier Tillman recorded his second double-double of the season with 11 points and 13 rebounds.
- Cassius Winston fouled out with six minutes left in regulation, scoring 13 points and handing out six assists. MSU also played without Matt McQuaid.
- Joshua Langford scored 13 of his 15 points in the second half, while Kyle Ahrens made his first start of the season and had 15 points and three rebounds.

## 2018-19 BOX SCORES

GAME 8

#9 Michigan State . . . . . 78  
at Rutgers . . . . . 67  
Nov. 30, 2018 • Piscataway, N.J. • The RAC

Michigan State	FG	3FG	FT	O-D-R	PF	PTS	A	T	B	S	MIN
25 Kenny Goins, f	1-4	0-3	1-2	3-6-9	1	3	1	1	1	1	25
44 Nick Ward, f	7-12	0-0	6-11	0-5-5	2	20	0	1	0	0	24
0 Kyle Ahrens, f	1-4	1-3	0-0	1-2-3	3	3	0	1	0	0	22
1 Joshua Langford, g	4-12	2-5	4-4	0-4-4	2	14	2	2	0	2	37
5 Cassius Winston, g	8-16	2-4	4-4	0-2-2	2	22	6	0	0	0	35
3 Foster Loyer	0-1	0-0	0-0	0-0-0	0	0	0	0	0	0	5
11 Aaron Henry	2-2	0-0	1-1	2-3-5	4	5	1	2	1	2	17
13 Gabe Brown	0-0	0-0	0-0	0-1-1	0	0	0	0	0	0	5
23 Xavier Tillman	4-7	0-1	3-3	6-2-8	2	11	1	0	1	0	30
TEAM	1-2-3										
Totals	27-58	5-16	19-25	13-27-40	16	78	11	7	3	5	200

TOTAL FG% 1st: 14-28, 50.0% 2nd: 13-30, 43.3% Game: 46.6%  
3-Pt. FG% 1st: 3-11, 27.3% 2nd: 2-5, 40.0% Game: 31.3%  
F Throw% 1st: 8-11, 86.7% 2nd: 11-13, 84.6% Game: 76.0%

Rutgers	FG	3FG	FT	O-D-R	PF	PTS	A	T	B	S	MIN
1 Eugene Omoroyi, f	7-18	1-5	1-2	4-7-11	4	16	1	2	0	1	30
11 Shaq Doornson, c	2-2	0-0	2-2	1-3-4	3	6	0	0	0	0	19
14 Geo Baker, g	4-13	2-6	0-0	0-1-1	3	10	3	1	0	0	29
24 Peter Kiss, g	4-12	3-9	0-0	2-2-2	2	11	0	0	0	1	13
15 Isaa Thiam, g	1-3	1-2	0-0	2-2-4	2	3	1	1	0	0	24
11 Mamadou Doucoure	0-2	0-0	0-0	0-1-1	1	0	0	0	0	0	7
13 Shaq Carter	1-2	0-0	0-0	2-0-2	0	2	0	0	0	0	3
15 Myles Johnson	2-4	0-0	0-2	3-1-4	2	4	0	1	1	0	11
22 Caleb McConnell	2-3	1-1	2-2	0-1-1	1	7	0	1	0	0	11
23 Montez Mathis	0-3	0-2	5-6	0-2-2	1	5	1	1	0	0	20
24 Ron Harper Jr.	1-3	0-1	1-2	0-2-2	0	3	0	0	1	1	13
TEAM	3-1-4										
Totals	24-65	8-26	11-16	15-21-36	19	67	6	7	2	3	200

TOTAL FG% 1st: 14-37, 37.8% 2nd: 10-28, 35.7% Game: 36.9%  
3-Pt. FG% 1st: 6-16, 37.5% 2nd: 2-10, 20.0% Game: 30.8%  
F Throw% 1st: 3-4, 75.0% 2nd: 8-12, 66.7% Game: 68.8%

Officials: Lewis Garrison, Courtney Green, Larry Scirott  
Attendance: 14,797 Halftime Score: MSU, 39-37  
Record: MSU 6-2, 1-0, Rutgers 5-2, 0-1

## Key Moment

The Spartans led by just two points, 39-37, at halftime before using a 12-1 run to take a 51-41 lead on a free throw from junior guard Joshua Langford. Rutgers narrowed the gap to 63-57, but an 8-0 run, capped by a Cassius Winston 3-pointer, pushed the lead to 71-57.

## Notes

- Winston and Nick Ward led four players in double figures. Winston finished with 22 points and six assists while Ward had 20 points and five rebounds. Langford added 14 points, four rebounds, two assists and two steals and Xavier Tillman chipped in 11 points and eight rebounds.
- Michigan State improved to 33-36 in Big Ten openers. Tom Izzo improved to 15-9 in Big Ten openers.
- Michigan State is now 8-0 all-time against Rutgers, 7-0 since the Scarlet Knights joined the Big Ten.
- MSU has won all four meetings in New Jersey.
- Winston scored at least 20 points for the third time this season and the fifth of his career.
- Michigan State held its fifth-straight opponent to below 40 percent shooting from the floor.

GAME 9

#14 Iowa . . . . . 68  
#9 Michigan State . . . . . 90  
Dec. 3, 2018 • East Lansing, Mich. • Breslin Center

Iowa	FG	3FG	FT	O-D-R	PF	PTS	A	T	B	S	MIN
10 Joe Wieskamp, f	2-5	0-1	4-7	2-2-4	2	8	1	2	1	2	23
25 Tyler Cook, f	6-13	0-0	3-5	1-7-8	4	15	3	2	0	2	37
55 Luka Garza, c	1-10	1-3	4-4	6-3-9	3	7	3	2	1	0	22
3 Jordan Bohannon, g	4-12	2-7	1-2	0-1-1	1	11	0	1	0	0	25
4 Isaiah Moss, g	4-8	2-3	3-3	1-0-1	1	13	3	2	0	1	33
1 Maishe Dailey	2-4	1-3	0-0	0-0-0	1	5	0	0	0	1	14
15 Ryan Kriener	0-3	0-2	1-2	0-1-1	2	1	0	0	1	1	12
20 Riley Till	0-0	0-0	3-4	1-0-1	2	3	0	0	0	0	4
10 Connor McCaffery	0-5	0-2	1-3	3-1-4	3	1	3	1	0	0	19
51 Nicholas Baer	2-4	0-1	0-0	0-1-1	4	4	0	0	0	0	11
TEAM	7-0-7										
Totals	21-64	6-22	20-30	21-16-37	23	68	13	11	3	7	200

TOTAL FG% 1st: 11-27, 40.7% 2nd: 10-37, 27.0% Game: 32.8%  
3-Pt. FG% 1st: 2-6, 33.3% 2nd: 4-16, 25.0% Game: 27.3%  
F Throw% 1st: 9-16, 56.3% 2nd: 11-14, 78.6% Game: 66.7%

Michigan State	FG	3FG	FT	O-D-R	PF	PTS	A	T	B	S	MIN
0 Kyle Ahrens, f	0-3	0-2	0-0	2-1-3	4	0	1	0	0	3	19
44 Nick Ward, f	10-10	0-0	6-11	4-5-9	4	26	0	3	2	0	23
25 Kenny Goins, f	6-11	0-2	7-8	2-12-14	3	19	7	1	0	2	30
1 Joshua Langford, g	5-13	2-4	2-2	0-1-1	2	14	5	1	0	1	31
5 Cassius Winston, g	2-9	1-3	3-4	0-0-0	1	8	12	1	0	1	30
3 Foster Loyer	0-0	0-0	0-0	0-0-0	1	0	1	1	0	0	8
10 Jack Holberg	0-1	0-0	0-0	0-0-0	0	0	0	0	0	0	2
11 Aaron Henry	2-3	0-0	1-1	0-0-0	3	5	0	0	0	0	20
13 Gabe Brown	0-0	0-0	2-2	0-0-0	2	0	0	0	0	0	8
15 Thomas Kithier	0-1	0-0	0-0	3-0-3	1	0	0	1	0	0	3
23 Xavier Tillman	5-6	0-0	4-4	1-7-8	4	14	1	0	4	0	18
30 Marcus Bingham Jr.	0-1	0-1	0-0	0-0-0	0	0	1	0	0	0	4
40 Braden Burke	1-2	0-0	1-0	1-0-1	1	2	0	0	0	0	2
41 Conner George	0-0	0-0	0-0	0-0-0	1	0	0	0	0	0	2
TEAM	3-2-5										
Totals	31-60	3-12	25-32	16-28-44	25	90	28	8	6	7	200

TOTAL FG% 1st: 16-33, 48.5% 2nd: 15-27, 55.6% Game: 51.7%  
3-Pt. FG% 1st: 2-7, 28.6% 2nd: 1-5, 20.0% Game: 25.0%  
F Throw% 1st: 9-13, 69.2% 2nd: 16-19, 84.2% Game: 78.1%

Officials: D.J. Carstensen, Paul Szcel, Rob Kuenneman  
Attendance: 14,797 Halftime Score: MSU, 43-33  
Record: Iowa 6-2, 0-2, MSU 7-2, 2-0

## Key Moment

MSU led by 10 points, 43-33, at halftime, but used a decisive effort on the defensive end – holding Iowa to just three points over the opening 9:49 of the second half as the Hawkeyes hit only one of their first 20 shots from the field – and the Spartans extended their lead to 66-36 with 10 minutes left en route to the win.

## Notes

- Kenny Goins scored a career-high 19 points, grabbed 14 rebounds and handed out seven assists and junior forward Nick Ward had a career-high 26 points to lead four players in double figures.
- Joshua Langford added 14 points and five assists. Cassius Winston finished with eight points and 12 assists.
- Michigan State shot 51.7 percent from the floor, including 55.6 percent in the second half (15-of-27). The Spartans connected on 58.3 percent of their 2-point baskets (28-of-48).
- Michigan State committed only eight turnovers, including two in the first half.



## 2018-19 BOX SCORES



Joshua Langford scored 14 points and was one of four players in double figures against Iowa.



Kenny Goins scored a career-high 19 points and had 14 rebounds against Iowa.

**GAME 10**

#10 Michigan State . . . . . 63  
 at Florida . . . . . 59  
 Dec. 8, 2018 • Gainesville, Fla. • Exactech Arena

Michigan State	FG	3FG	FT	O-D-R	PF	PTS	A	T	B	S	MIN
25 Kenny Goins, f	1-5	1-3	0-0	2-4-6	2	3	4	1	1	0	29
44 Nick Ward, f	6-8	0-0	1-1	1-4-5	1	13	0	2	1	1	20
0 Kyle Ahrens, f	3-5	1-3	0-0	0-5-5	0	7	1	0	0	0	20
1 Joshua Langford, g	5-11	1-3	2-2	0-3-3	2	13	2	5	0	1	37
5 Cassius Winston, g	4-13	0-5	2-2	1-1-2	1	10	6	2	0	0	36
11 Aaron Henry	0-1	0-0	0-0	1-1-2	2	0	0	1	0	0	11
20 Matt McQuaid	1-1	1-1	0-0	0-0-0	1	3	0	1	0	0	18
23 Xavier Tillman	6-7	0-0	2-3	3-6-9	1	14	1	1	1	3	28
TEAM				1-3-4			2				
<b>Totals</b>	<b>26-51</b>	<b>4-15</b>	<b>7-8</b>	<b>9-27-36</b>	<b>11</b>	<b>63</b>	<b>14</b>	<b>15</b>	<b>3</b>	<b>5</b>	<b>200</b>

TOTAL FG% 1st: 14-23, 60.9% 2nd: 12-28, 42.9% Game: 51.0%  
 3-Pt. FG% 1st: 3-8, 37.5% 2nd: 1-7, 14.3% Game: 26.7%  
 F Throw% 1st: 4-5, 80.0% 2nd: 3-3, 100% Game: 87.5%

Florida	FG	3FG	FT	O-D-R	PF	PTS	A	T	B	S	MIN
25 Keith Stone, f	5-10	1-5	1-2	2-4-6	0	8	1	0	0	1	25
13 Kevarrius Hayes, f	1-5	0-0	4-5	4-4-8	0	6	0	0	1	2	21
2 Andrew Nembhard, g	6-12	1-4	0-0	0-0-0	3	13	3	3	0	2	34
5 KeVaughn Allen, g	5-15	3-9	0-0	0-3-3	1	13	1	3	0	0	31
10 Noah Locke, g	1-3	0-1	0-0	1-0-1	0	2	0	0	0	0	20
8 Jalen Hudson	1-3	0-1	2-4	0-0-0	1	4	0	0	0	0	15
11 Keyontae Johnson	3-7	0-2	0-0	4-1-5	1	6	1	1	2	0	15
15 Isaiah Stokes	0-2	0-0	0-0	1-1-2	1	0	0	1	0	1	9
21 Dontay Bassett	1-3	0-1	0-1	1-1-2	3	2	0	0	0	0	11
14 Deaundrae Ballard	2-3	1-1	0-0	1-0-1	2	5	1	1	0	1	17
TEAM				2-2-4							
<b>Totals</b>	<b>23-63</b>	<b>6-24</b>	<b>7-12</b>	<b>16-17-33</b>	<b>12</b>	<b>59</b>	<b>7</b>	<b>9</b>	<b>3</b>	<b>7</b>	<b>200</b>

TOTAL FG% 1st: 10-34, 29.4% 2nd: 13-29, 44.8% Game: 36.5%  
 3-Pt. FG% 1st: 3-13, 23.1% 2nd: 3-11, 27.3% Game: 25.0%  
 F Throw% 1st: 4-6, 66.7% 2nd: 3-6, 50.0% Game: 58.3%

**Officials:** Anthony Jordan, Todd Austin, Steven Anderson  
**Attendance:** 10,423 **Halftime Score:** MSU, 35-27  
**Record:** MSU 8-2, Florida 5-4

### Key Moment

Joshua Langford hit a pair of key jumpers late and Kyle Ahrens scored the final seven points for No. 10 Michigan State as the Spartans held on to beat Florida, 63-59.

### Notes

- Xavier Tillman led four players in scoring, scoring 14 points and grabbing nine rebounds. Langford added 13 points, three rebounds and two assists, while Nick Ward had 13 points and five rebounds and junior guard Cassius Winston added 10 points and a game-high six assists.
- Ahrens scored all seven of his points in the final 3:03 of the game.
- MSU scored 36 points in the paint, 18 in each half.
- The Spartans shot 51.0 percent from the floor (26-of-51), including 60.9 percent in the first half (14-of-23).
- Michigan State held a 36-33 advantage in rebounding.
- Michigan State now leads the all-time series with Florida, 5-3, and has won three of the last four meetings.





## 2018-19 BOX SCORES

GAME  
11Green Bay . . . . . 83  
#9 Michigan State . . . . . 104  
Dec. 16, 2018 • East Lansing, Mich. • Breslin Center

Green Bay	FG	3FG	FT	O-D-R	PF	PTS	A	T	B	S	MIN
2 Sandy Cohen III, f	8-18	3-6	3-4	0-4-4	3	22	9	2	0	2	34
2 PJ Piopes, f	2-5	1-4	2-	0-3-3	4	7	3	1	0	2	19
10 ShanQuan Hemphill, g	1-7	0-0	2-4	2-4-6	0	4	3	3	0	0	24
11 JayQuan McCloud, g	5-7	4-5	3-3	0-1-1	0	17	1	0	1	0	29
13 Manny Patterson, g	5-9	0-0	0-0	0-4-4	4	10	0	0	0	0	20
00 TJ Parham	1-3	1-2	0-0	0-0-0	1	3	0	0	1	1	6
12 Josh McNair	0-5	0-0	0-0	0-3-3	3	0	0	0	0	1	10
13 Trevian Bell	1-2	1-1	0-0	0-5-5	2	3	0	0	0	0	13
21 Kameron Hankerson	5-9	1-4	0-1	1-1-2	1	11	4	1	2	0	22
24 Jevon Smith	1-4	0-1	1-1	0-0-0	0	3	0	0	0	0	4
30 Hunter Crist	0-0	0-0	0-0	0-0-0	2	0	1	0	0	0	6
23 Cody Schwartz	1-5	1-4	0-0	0-1-1	2	3	1	1	0	0	13
TEAM				3-2-5						1	
<b>Totals</b>	<b>30-74</b>	<b>12-27</b>	<b>11-15</b>	<b>6-28-34</b>	<b>22</b>	<b>83</b>	<b>18</b>	<b>9</b>	<b>4</b>	<b>6</b>	<b>200</b>

TOTAL FG% 1st: 14-38, 36.8% 2nd: 16-36, 44.4% Game: 40.5%  
 3-Pt. FG% 1st: 5-15, 33.3% 2nd: 7-12, 58.3% Game: 44.4%  
 F Throw% 1st: 2-3, 66.7% 2nd: 9-12, 75.0% Game: 73.3%

Michigan State	FG	3FG	FT	O-D-R	PF	PTS	A	T	B	S	MIN
25 Kenny Goins, f	0-2	0-0	0-0	4-5-9	2	0	3	3	2	0	17
44 Nick Ward, f	12-13	0-0	4-7	4-5-9	3	28	1	2	4	0	26
1 Joshua Langford, g	6-13	1-4	0-0	1-6-7	3	13	4	5	0	0	27
5 Cassius Winston, g	5-12	2-5	4-5	0-6-6	2	16	12	2	0	0	26
20 Matt McQuaid, g	5-10	2-5	0-0	1-0-1	2	12	1	1	0	1	23
0 Kyle Ahrens	1-3	1-2	1-2	1-2-3	1	4	2	0	0	1	15
3 Foster Loyer	2-4	1-2	5-5	0-1-1	0	10	1	0	0	1	7
10 Jack Hoiberg	0-1	0-0	0-0	0-0-0	0	0	0	0	0	0	2
11 Aaron Henry	0-1	0-0	0-0	0-2-2	0	0	3	1	0	1	11
13 Gabe Brown	4-5	3-4	0-0	0-2-2	0	11	1	0	0	0	6
14 Brock Washington	0-4	0-2	0-0	0-2-2	0	0	0	0	0	0	2
15 Thomas Kithier	0-0	0-0	0-0	0-0-0	0	0	0	0	0	0	4
23 Xavier Tillman	2-3	1-1	1-3	1-7-8	2	6	2	0	3	3	22
30 Marcus Bingham Jr.	0-2	0-1	1-2	1-1-2	0	1	1	0	3	0	6
40 Braden Burke	0-0	0-0	1-2	1-0-1	1	1	0	0	0	0	2
41 Conner George	1-2	0-0	0-0	0-1-1	1	2	0	0	0	0	2
TEAM				1-2-3							
<b>Totals</b>	<b>38-75</b>	<b>11-28</b>	<b>26-33</b>	<b>15-41-56</b>	<b>20</b>	<b>104</b>	<b>21</b>	<b>14</b>	<b>12</b>	<b>7</b>	<b>200</b>

TOTAL FG% 1st: 22-35, 62.9% 2nd: 16-40, 40.0% Game: 50.7%  
 3-Pt. FG% 1st: 6-13, 46.2% 2nd: 5-15, 33.3% Game: 39.3%  
 F Throw% 1st: 14-19, 73.7% 2nd: 3-7, 42.9% Game: 65.4%

**Officials:** Brian Dorsey, Mike Eades, Rob Riley  
**Attendance:** 14,797 **Halftime Score:** MSU, 64-35  
**Record:** Green Bay 6-6, MSU 9-2

**Key Moment**

The Spartans opened up a 64-35 lead at the break after hitting 62.9 percent of their field goals (22-of-35), with junior forward Nick Ward leading the way with 22 points, while senior guard Matt McQuaid added 10 points and junior guard Cassius Winston had 10 points and eight assists.

**Notes**

- This was the third time this season MSU has scored at least 100 points, and the 104 points are the second-most this season.
- It was the 20th time MSU has scored at least 100 points under head coach Tom Izzo (19-1).
- This was the first time MSU had six players score in double figures since Dec. 31, 2017 against Cleveland State.
- Ward connected on 12-of-13 of his shots from the floor. His 92.3 percent shooting for the game is the second-best single game mark in program history.



Nick Ward connected on 12-of-13 shots from the floor and scored 28 points in the win over Green Bay.



Gabe Brown scored in double figures for the first time with 11 points.



## 2018-19 BOX SCORES


**GAME 12**

 Oakland  
 #10 Michigan State . . . . . 69  
 Dec. 21, 2018 • East Lansing, Mich. • Breslin Center

Oakland	FG	3FG	FT	O-D-R	PF	PTS	A	T	B	S	MIN
14 Xavier Hill-Mais, f	8-20	0-3	1-1	2-5-7	5	17	4	0	0	0	28
13 Brad Brechtling, f	1-3	0-1	0-2	2-2-4	2	2	0	0	0	0	14
1 Braden Norris, g	6-8	6-7	0-0	0-3-3	2	18	3	1	0	3	40
2 Tray Maddox Jr., g	3-6	0-1	0-1	0-2-2	2	6	2	1	0	0	24
21 Jaevin Cumberland, g	4-9	4-6	1-2	1-4-5	2	13	1	3	0	0	31
04 Stan Scott	0-0	0-0	0-0	0-0-0	0	0	0	1	0	1	6
10 Karman Newman, g	4-11	3-4	0-0	2-0-2	0	11	0	2	0	0	16
20 Babatude Sowummi, g	0-0	0-0	0-0	1-1-2	1	0	0	0	1	0	12
22 James Beck	0-4	0-0	0-0	1-2-3	4	0	0	0	0	0	20
24 Kenny Pittman Jr.	0-2	0-1	2-2	0-0-0	0	2	1	0	0	0	9
TEAM				2-2-4							1
<b>Totals</b>	<b>26-65</b>	<b>13-23</b>	<b>4-8</b>	<b>11-21-32</b>	<b>18</b>	<b>69</b>	<b>11</b>	<b>13</b>	<b>1</b>	<b>4</b>	<b>200</b>

TOTAL FG% 1st: 13-30, 43.3% 2nd: 13-35, 37.1% Game: 40.0%  
 3-Pt. FG% 1st: 5-11, 45.5% 2nd: 8-12, 66.7% Game: 56.5%  
 F Throw% 1st: 1-3, 33.3% 2nd: 3-5, 60.0% Game: 50.0%

Michigan State	FG	3FG	FT	O-D-R	PF	PTS	A	T	B	S	MIN
25 Kenny Goins, f	3-7	1-3	0-0	1-6-7	1	7	0	1	2	0	24
44 Nick Ward, f	6-7	0-0	2-2	2-5-7	4	14	1	0	1	1	20
1 Joshua Langford, g	4-9	3-6	2-2	0-4-4	1	12	4	1	0	3	27
5 Cassius Winston, g	10-13	4-7	2-2	0-1-1	1	26	3	1	0	0	26
20 Matt McQuaid, g	3-5	3-5	0-0	0-0-0	0	9	3	1	0	0	21
0 Kyle Ahrens	3-6	1-4	1-1	0-2-2	1	8	1	0	0	1	12
3 Foster Loyer	1-2	0-1	0-0	0-0-0	1	2	4	1	0	0	8
10 Jack Hoiberg	0-1	0-1	0-0	1-0-1	0	0	1	2	0	0	4
11 Aaron Henry	1-3	0-1	0-0	0-0-0	0	2	1	0	1	0	14
13 Gabe Brown	1-1	1-1	0-0	0-0-0	0	3	0	0	0	0	5
14 Brock Washington	0-0	0-0	0-0	0-0-0	0	0	0	0	0	0	1
15 Thomas Kithier	0-1	0-0	1-2	0-3-3	1	1	3	0	1	0	6
23 Xavier Tillman	3-5	0-0	2-3	2-5-7	2	8	5	0	1	1	16
30 Marcus Bingham Jr.	1-1	0-0	0-0	0-1-1	0	2	0	0	0	0	3
40 Braden Burke	1-1	0-0	0-0	0-1-1	0	2	0	0	0	0	3
41 Conner George	1-2	0-0	0-0	0-0-0	1	2	0	0	0	1	4
TEAM				0-0-0							
<b>Totals</b>	<b>38-65</b>	<b>15-30</b>	<b>10-12</b>	<b>7-30-37</b>	<b>14</b>	<b>99</b>	<b>27</b>	<b>7</b>	<b>6</b>	<b>7</b>	<b>200</b>

TOTAL FG% 1st: 17-29, 58.6% 2nd: 21-36, 58.3% Game: 58.5%  
 3-Pt. FG% 1st: 6-14, 42.9% 2nd: 7-16, 43.6% Game: 41.3%  
 F Throw% 1st: 5-6, 83.3% 2nd: 5-6, 83.3% Game: 83.3%

**Officials:** Bo Boroski, Donnie Eppley, D.J. Carstensen  
**Attendance:** 14,797 **Halftime Score:** MSU, 45-32  
**Record:** Oakland 4-9, MSU 10-2

### Key Moment

Cassius Winston scored a season-high 26 points and Nick Ward added 14 points as MSU beat Oakland, 99-69. MSU led 45-32 at the half and Winston scored seven of the team's first nine points as the lead grew to 59-35.

### Notes

- This was the fifth time this season Michigan State has scored at least 90 points and the 99 points are the team's fourth-highest mark this season.
- Fourteen different players scored at least one point.
- Winston scored a season-high 26 points using a season-best 10 field goals. This was his fourth game with at least 20 points this season and the seventh of his career.
- MSU handed out 27 assists, the sixth game this season with at least 20. Xavier Tillman handed out a career-high five assists and 11 different players had at least one assist.

**GAME 13**

 Northern Illinois . . . . . 60  
 #8 Michigan State . . . . . 88  
 Dec. 29, 2018 • East Lansing, Mich. • Breslin Center

Northern Illinois	FG	3FG	FT	O-D-R	PF	PTS	A	T	B	S	MIN
04 Lacey James, f	4-11	1-1	0-2	6-4-10	4	9	0	1	0	0	29
42 Levi Bradley, f	6-18	1-5	0-0	1-2-3	2	13	0	0	0	0	26
00 Dante Thorpe, g	3-8	0-1	0-0	0-2-2	4	6	2	1	0	1	29
10 Eugene German, g	17-17	3-8	3-4	1-6-7	1	20	2	3	0	1	29
22 Rod Henry-Hayes, g	1-4	0-2	0-0	1-2-3	1	2	3	0	0	1	25
02 Gaïrges Daou	1-1	0-0	0-0	0-0-0	1	2	0	0	0	0	15
05 Zaire Mateen	1-3	1-3	0-0	0-2-2	0	3	1	2	0	0	11
11 Noah McCarty	1-5	0-2	0-0	1-0-1	4	2	0	0	0	0	9
15 Jaylen Key	1-7	0-0	1-2	3-3-6	2	3	0	0	0	0	15
20 Caleb Oehiberg	0-0	0-0	0-0	0-0-0	0	0	0	0	0	0	1
11 Austin Richie	0-1	0-1	0-0	0-1-1	0	0	2	0	0	0	11
TEAM				2-1-3							
<b>Totals</b>	<b>25-75</b>	<b>6-23</b>	<b>4-8</b>	<b>15-23-38</b>	<b>20</b>	<b>60</b>	<b>8</b>	<b>9</b>	<b>0</b>	<b>3</b>	<b>200</b>

TOTAL FG% 1st: 8-34, 23.5% 2nd: 17-41, 41.5% Game: 33.3%  
 3-Pt. FG% 1st: 0-8, 0.0% 2nd: 6-15, 40.0% Game: 26.1%  
 F Throw% 1st: 3-6, 50.0% 2nd: 1-2, 50.0% Game: 50.0%

Michigan State	FG	3FG	FT	O-D-R	PF	PTS	A	T	B	S	MIN
25 Kenny Goins, f	5-7	2-4	0-0	0-3-3	1	12	3	1	4	0	26
44 Nick Ward, f	2-6	0-0	7-10	0-7-7	4	11	2	1	0	1	24
01 Joshua Langford, g	1-6	1-6	0-0	0-0-0	0	3	2	1	0	1	12
05 Cassius Winston, g	8-10	6-7	2-2	0-2-2	0	24	7	0	0	0	29
20 Matt McQuaid, g	3-7	2-5	0-0	2-4-6	0	8	2	0	0	0	23
00 Kyle Ahrens	1-1	0-0	0-0	0-3-3	0	2	1	1	0	0	18
03 Foster Loyer	1-2	1-2	0-0	0-0-0	1	3	0	0	0	0	10
10 Jack Hoiberg	1-1	1-1	0-0	0-0-0	0	3	0	0	0	0	1
11 Aaron Henry	2-6	0-2	4-6	1-2-3	2	8	1	2	0	0	15
13 Gabe Brown	1-3	1-2	0-0	0-0-0	0	3	1	0	0	0	9
14 Brock Washington	0-0	0-0	0-0	0-0-0	0	0	0	0	0	0	1
15 Thomas Kithier	1-1	0-0	0-0	1-1-2	0	2	0	0	0	0	4
23 Xavier Tillman	3-4	0-0	2-2	4-9-13	4	8	4	4	3	0	22
30 Marcus Bingham Jr.	0-0	0-0	1-3	0-4-4	1	1	1	0	0	0	4
40 Braden Burke	0-0	0-0	0-0	0-0-0	0	0	0	0	0	0	1
41 Conner George	0-1	0-0	0-0	0-0-0	0	0	1	0	0	0	1
TEAM				1-2-3							
<b>Totals</b>	<b>29-57</b>	<b>14-29</b>	<b>16-23</b>	<b>9-37-46</b>	<b>13</b>	<b>88</b>	<b>25</b>	<b>14</b>	<b>7</b>	<b>2</b>	<b>200</b>

TOTAL FG% 1st: 12-30, 40.0% 2nd: 17-27, 63.0% Game: 50.9%  
 3-Pt. FG% 1st: 7-17, 41.2% 2nd: 7-12, 58.3% Game: 48.3%  
 F Throw% 1st: 12-14, 85.7% 2nd: 4-9, 44.4% Game: 69.6%

**Officials:** Donnie Eppley, Chris Beaver, Bill Elk  
**Attendance:** 14,797 **Halftime Score:** MSU, 43-19  
**Record:** Northern Illinois 7-6, MSU 11-2

### Key Moment

Cassius Winston scored 24 points and tied a career-high with six 3-pointers as Michigan State beat Northern Illinois, 88-60, in its final non-league game of the regular season.

### Notes

- Kenny Goins added 12 points, three rebounds, three assists and a career-high four blocked shots, while junior forward Nick Ward had 11 points and seven rebounds and sophomore forward Xavier Tillman added eight points, 13 rebounds, four assists and three blocked shots.
- This was the ninth time this season Michigan State has scored at least 80 points.
- Thirteen different players scored at least one point for MSU.

## 2018-19 BOX SCORES

GAME 14

Northwestern . . . . . 55  
 #8 Michigan State . . . . . 81  
 Jan. 2, 2019 • East Lansing, Mich. • Breslin Center

Northwestern	FG	3FG	FT	O-D-R	PF	PTS	A	TO	B	S	MIN
4 Vic Law, f	2-8	1-5	0-0	0-0-0	4	5	4	2	0	1	26
10 Miller Kopp, f	2-7	1-2	0-0	0-3-3	1	5	2	0	0	0	26
21 A.J. Turner, f	3-7	0-1	1-2	0-1-1	4	7	3	2	1	0	23
5 Derek Pardon, c	9-15	0-1	1-2	2-1-3	4	19	3	0	0	1	26
14 Ryan Taylor, g	3-10	1-4	2-2	0-1-1	0	9	2	0	0	1	32
2 Ryan Greer	0-3	0-1	0-0	0-1-1	0	0	0	3	0	0	12
11 Anthony Gaines	0-1	0-0	1-2	0-2-2	3	1	0	1	0	0	16
22 Pete Nance	1-5	0-2	0-0	0-3-3	0	2	1	0	0	0	16
25 Barret Benson	2-6	0-0	3-4	3-4-7	3	7	1	0	0	1	14
35 Aaron Falzon	0-2	0-2	0-0	0-0-0	1	0	0	0	1	0	6
TEAM	2-2-4										
<b>Totals</b>	<b>22-64</b>	<b>3-18</b>	<b>8-12</b>	<b>7-18-25</b>	<b>20</b>	<b>55</b>	<b>16</b>	<b>8</b>	<b>2</b>	<b>4</b>	<b>200</b>

TOTAL FG% 1st: 15-34, 44.1% 2nd: 7-30, 23.3% Game: 34.4%  
 3-Pt. FG% 1st: 2-5, 40.0% 2nd: 1-13, 7.7% Game: 16.7%  
 F Throw% 1st: 0-0, 0.0% 2nd: 8-12, 66.7% Game: 66.7%

Michigan State	FG	3FG	FT	O-D-R	PF	PTS	A	TO	B	S	MIN
25 Kenny Goins, f	4-7	0-1	0-0	2-10-12	3	8	1	0	3	0	27
44 Nick Ward, f	9-16	0-0	3-6	3-4-7	3	21	0	2	2	0	24
0 Kyle Ahrens, g	5-7	1-3	0-0	0-2-2	3	11	3	2	0	0	22
05 Cassius Winston, g	4-6	1-1	4-6	1-1-2	1	13	12	2	0	1	28
20 Matt McQuaid, g	4-7	2-3	0-0	1-4-5	2	10	2	0	0	0	27
3 Foster Loyer, g	0-1	0-1	0-0	0-1-1	1	0	4	0	0	0	9
10 Jack Hoiberg	0-0	0-0	0-0	0-0-0	0	0	0	0	0	0	1
11 Aaron Henry	2-4	0-0	0-0	0-5-5	0	4	4	1	0	1	19
13 Gabe Brown	0-2	0-2	0-1	1-0-1	1	0	0	0	1	0	13
14 Brock Washington	0-0	0-0	0-0	0-0-0	0	0	0	0	0	0	0+
15 Thomas Kithier	0-0	0-0	0-0	0-1-1	1	0	0	0	0	0	3
23 Xavier Tillman	6-7	1-1	1-2	0-8-8	3	14	1	5	2	1	21
30 Marcus Bingham Jr.	0-0	0-0	0-0	0-2-2	0	0	1	0	0	0	4
40 Braden Burke	0-0	0-0	0-0	0-0-0	0	0	0	0	0	0	1
41 Conner George	0-1	0-0	0-0	0-0-0	0	0	0	0	0	0	1
TEAM	1-1-2 1										
<b>Totals</b>	<b>34-58</b>	<b>5-12</b>	<b>8-15</b>	<b>9-39-48</b>	<b>18</b>	<b>81</b>	<b>28</b>	<b>14</b>	<b>7</b>	<b>4</b>	<b>200</b>

TOTAL FG% 1st: 21-30, 70.0% 2nd: 13-28, 46.4% Game: 58.6%  
 3-Pt. FG% 1st: 3-4, 75.0% 2nd: 2-8, 25.0% Game: 41.7%  
 F Throw% 1st: 7-12, 58.3% 2nd: 1-3, 33.3% Game: 53.3%

**Officials:** Bo Boroski, Paul Szcel, Larry Sciotto  
**Attendance:** 14,797 **Halftime Score:** MSU, 52-32  
**Record:** Northwestern 9-5, 0-3, MSU 12-2, 3-0

**Key Moment**

Junior forward Nick Ward scored 21 points and junior guard Cassius Winston had a double-double with 13 points and 12 assists as No. 8 Michigan State opened up a 20-point halftime lead en route to an 81-55 win over Northwestern. Michigan State broke open a close game with a 21-2 run over a span of 5:07 in the first half.

**Notes**

- Winston led five players in double figures, finishing with 13 points and 12 assists, his fourth double-double of the season.
- In scoring 21 points in the first half, Ward was the first MSU player to score at least 20 points in a half since Miles Bridges scored 20 against Houston Baptist on Dec. 18, 2017.
- Goins had at least 10 rebounds for the sixth time in the season.
- This was the 10th time this season Michigan State has scored at least 80 points.



Kenny Goins was one of five players in double figures with 11 points in the win over Northwestern.



Kyle Ahrens scored 11 points and had three assists in one of his eight starts on the season.



Nick Ward had a game-high 21 points and seven rebounds, connecting on 9-of-16 shots, against Northwestern.



## 2018-19 BOX SCORES


**GAME 15**

#8 Michigan State . . . . . 86  
 at #14 Ohio State . . . . . 77  
 Jan. 5, 2019 • Columbus, Ohio • Value City Arena

Michigan State	FG	3FG	FT	O-D-R	PF	PTS	A	T	B	S	MIN
25 Kenny Goins, f	1-7	0-1	4-4	1-7-8	3	6	1	2	1	2	28
44 Nick Ward, f	5-7	0-0	11-14	2-6-8	2	21	0	1	3	0	29
0 Kyle Ahrens, g	4-6	1-3	0-0	2-1-3	1	9	1	1	0	0	30
05 Cassius Winston, g	8-12	2-6	7-11	0-2-2	4	25	5	2	0	1	35
20 Matt McQuaid, g	3-6	2-4	4-4	1-5-6	4	12	2	0	0	0	30
3 Foster Loyer	0-1	0-1	0-0	0-1-1	1	0	0	1	0	0	5
11 Aaron Henry	1-1	1-1	2-2	0-2-2	3	5	1	2	0	0	14
13 Gabe Brown	0-1	0-1	0-0	0-1-1	0	0	0	1	0	0	6
23 Xavier Tillman	3-5	0-1	2-2	0-5-5	2	8	4	2	0	1	23
TEAM				0-1-1							
<b>Totals</b>	<b>25-46</b>	<b>6-18</b>	<b>30-37</b>	<b>6-31-37</b>	<b>20</b>	<b>86</b>	<b>14</b>	<b>12</b>	<b>4</b>	<b>4</b>	<b>200</b>

TOTAL FG%	1st: 12-29, 41.4%	2nd: 13-17, 76.5%	Game: 54.3%
3-Pt. FG%	1st: 4-14, 28.6%	2nd: 2-4, 50.0%	Game: 33.3%
F Throw%	1st: 8-11, 72.7%	2nd: 22-26, 84.6%	Game: 81.1%

Ohio State	FG	3FG	FT	O-D-R	PF	PTS	A	T	B	S	MIN
24 Andre Wesson, f	3-7	2-5	2-2	1-3-4	5	10	1	1	0	1	29
34 Kaleb Wesson, f	9-15	1-2	6-9	3-5-8	5	25	0	0	0	0	29
1 Luther Muhammed, g	3-8	0-1	6-8	2-0-2	5	12	2	0	0	0	27
4 C.J. Jackson, g	4-10	2-4	0-0	0-5-5	3	10	5	0	0	4	28
32 Keyshawn Woods, g	0-5	0-3	2-2	0-0-0	2	2	4	1	0	0	28
2 Musa Jallow	0-2	0-2	0-0	1-1-2	0	0	0	0	0	0	10
4 Duane Washington Jr.	4-11	2-7	0-0	0-4-4	2	10	1	2	0	0	26
10 Justin Ahrens	0-0	0-0	0-0	0-0-0	1	0	0	0	0	0	1
14 Joey Lane	0-0	0-0	0-0	0-0-0	0	0	0	0	0	0	0+
23 Jaedon LeDee	0-0	0-0	0-0	0-0-0	2	0	0	0	0	0	1
25 Kyle Young	4-4	0-0	0-0	1-0-1	1	8	2	1	0	2	21
TEAM				0-0-0							
<b>Totals</b>	<b>27-62</b>	<b>7-24</b>	<b>16-21</b>	<b>8-18-26</b>	<b>26</b>	<b>77</b>	<b>15</b>	<b>5</b>	<b>0</b>	<b>7</b>	<b>200</b>

TOTAL FG%	1st: 15-34, 44.1%	2nd: 12-28, 42.9%	Game: 43.5%
3-Pt. FG%	1st: 4-11, 36.4%	2nd: 3-13, 23.1%	Game: 29.2%
F Throw%	1st: 9-9, 100%	2nd: 7-12, 58.3%	Game: 76.2%

**Officials:** Steve McJunkins, Courtney Green, Terry Oglesby  
**Attendance:** 18,809 **Halftime Score:** Ohio State, 43-36  
**Record:** Ohio State 12-2, MSU 13-2

### Key Moment

Cassius Winston scored 25 points and Nick Ward had 21 points and eight rebounds as No. 8 Michigan State used a big second half to pull away from No. 14 Ohio State for an 86-77 win. Ohio State took a 72-71 lead with 4:53 left, but MSU responded with an 8-0 run to take a 79-72 lead on free throws from Aaron Henry with 1:07 left.

### Notes

- Winston scored 18 of his game-high 25 points in the second half, connecting on 8-of-12 shots from the floor, and handed out five assists.
- Michigan State outscored Ohio State, 50-34, in the second half and connected on 76.5 percent of its shots during the final 20 minutes (13-of-17), while hitting 84.6 percent of its free throws (22-of-26) in that span.
- MSU connected on a season-high 30 free throws with a season-high 37 attempts.
- All five Michigan State starters scored in double figures for the fifth time this season.



Nick Ward scored 21 points, grabbed eight rebounds and blocked three shots in the win at Ohio State.



Cassius Winston scored 18 of his game-high 25 points in the second half.



## 2018-19 BOX SCORES

GAME 16

Purdue . . . . . 59  
 #6 Michigan State . . . . . 77  
 Jan. 8, 2019 • East Lansing, Mich. • Breslin Center

Purdue	FG	3FG	FT	O-D-R	PF	PTS	A	T	B	S	MIN
12 Evan Boudreaux, f	2-4	1-1	0-0	2-0-2	0	5	0	0	0	1	10
24 Grady Eifert, f	1-3	0-1	4-4	3-3-6	2	6	2	2	0	2	27
3 Carsen Edwards, g	3-16	2-13	3-4	0-0-0	1	11	0	4	0	0	36
14 Ryan Cline, g	4-12	4-10	0-0	1-1-2	0	12	3	0	0	1	31
20 Nojel Eastern, g	3-9	0-0	1-6	1-3-4	2	7	2	2	0	0	28
1 Aaron Wheeler	0-4	0-4	1-2	1-2-3	0	1	0	0	0	2	13
2 Eric Hunter Jr.	0-0	0-0	0-0	0-0-0	3	0	0	0	0	0	14
32 Matt Haarms	1-4	0-0	2-4	3-0-3	4	4	3	0	1	0	10
50 Trevion Williams	6-10	0-0	1-2	7-5-12	3	13	2	1	1	1	20
55 Sasha Stefanovic	0-2	0-2	0-0	0-1-1	2	0	0	0	0	0	11
TEAM	1-0-1										
<b>Totals</b>	<b>20-64</b>	<b>7-31</b>	<b>12-22</b>	<b>19-15-34</b>	<b>17</b>	<b>59</b>	<b>12</b>	<b>9</b>	<b>2</b>	<b>7</b>	<b>200</b>

TOTAL FG%	1st: 11-35 31.4%	2nd: 9-29 31.0%	Game: 31.3%
3-Pt. FG%	1st: 4-16 25.0%	2nd: 3-15 20.0%	Game: 22.6%
F Throw%	1st: 0-2 0.0%	2nd: 12-20 60.0%	Game: 54.5%

Michigan State	FG	3FG	FT	O-D-R	PF	PTS	A	T	B	S	MIN
25 Kenny Goins	2-6	1-4	2-2	4-7-11	3	7	6	1	3	2	32
44 Nick Ward	5-9	0-0	6-6	3-6-9	4	16	1	2	3	0	23
0 Kyle Ahrens	2-7	0-5	0-0	1-2-3	1	4	4	1	0	0	25
5 Cassius Winston	7-14	4-7	5-7	1-5-6	2	23	5	5	0	1	36
20 Matt McQuaid	3-8	3-6	0-0	1-0-1	3	9	1	2	0	0	29
3 Foster Loyer	0-0	0-0	0-0	0-0-0	0	0	1	0	0	0	3
11 Aaron Henry	2-4	0-1	0-0	1-3-3	3	4	1	0	1	1	22
13 Gabe Brown	1-1	1-1	0-0	0-1-1	0	3	0	0	0	0	4
15 Thomas Kithier	0-0	0-0	0-0	0-0-0	1	0	0	1	0	0	1
23 Xavier Tillman	4-8	0-2	3-4	4-1-5	4	11	1	1	0	1	23
30 Marcus Bingham Jr.	0-1	0-1	0-0	0-0-0	1	0	0	0	0	0	1
41 Conner George	0-0	0-0	0-0	0-1-1	0	0	0	0	0	0	1
TEAM	4-3-7										
<b>Totals</b>	<b>26-58</b>	<b>9-27</b>	<b>16-19</b>	<b>18-29-47</b>	<b>22</b>	<b>77</b>	<b>20</b>	<b>14</b>	<b>7</b>	<b>5</b>	<b>200</b>

TOTAL FG%	1st: 14-31 45.2%	2nd: 12-27 44.4%	Game: 44.8%
3-Pt. FG%	1st: 5-14 35.7%	2nd: 4-13 30.8%	Game: 33.3%
F Throw%	1st: 6-7 85.7%	2nd: 10-12 83.3%	Game: 84.2%

**Officials:** Rob Riley, Mike Eades, Terry Wymer  
**Attendance:** 14,797 **Halftime Score:** MSU, 39-26  
**Record:** MSU 14-2; Purdue 9-6

**Key Moment**

MSU led by 13 points (39-26) at halftime and the Boiler-makers narrowed the gap to four points, 52-48, but the Spartans scored five-straight points to take a 57-48 lead after baskets from Aaron Henry and Cassius Winston. The lead would not get below seven points the rest of the way.

**Notes**

- Winston scored 23 points to lead three players in double figures, with Nick Ward adding 16 points, nine rebounds and three blocked shots and Xavier Tillman added 11 points and five rebounds.
- Largely in part to the defensive effort of Matt McQuaid, Michigan State held Purdue guard Carsen Edwards to a season-low 11 points on 3-of-16 shooting from the floor, including 2-of-13 from 3-point land.
- Head coach Tom Izzo is 26-16 all-time against Purdue.
- The Spartans had a 47-34 advantage on the boards and scored 28 second-chance points with 34 points in the paint.



Xavier Tillman scored 11 points and grabbed five boards in the win over Purdue.



Cassius Winston scored a game-high 23 points and MSU took a 39-26 lead at the half over Purdue en route to a 77-59 win.



## 2018-19 BOX SCORES

### GAME 17

#6 Michigan State . . . . . 71  
at Penn State . . . . . 56  
Jan. 13, 2019 • State College, Pa. • Bryce Jordan Center

Michigan State	FG	3FG	FT	O-D-R	PF	PTS	A	T	B	S	MIN
25 Kenny Goins	3-6	1-2	0-0	2-8-10	1	7	3	2	0	0	31
44 Nick Ward	3-6	0-0	2-3	2-9-11	4	16	1	3	2	1	25
5 Cassius Winston	3-7	1-3	4-4	0-0-0	3	11	6	7	0	4	30
11 Aaron Henry	3-6	0-1	1-4	1-1-2	1	7	2	1	0	0	25
20 Matt McQuaid	4-7	4-6	3-4	0-0-0	3	15	1	1	0	0	11
3 Foster Loyer	3-6	1-4	0-0	1-1-2	0	7	1	1	0	0	33
13 Gabe Brown	1-5	1-4	0-0	0-4-4	1	3	1	0	0	0	21
15 Thomas Kithier	0-0	0-0	0-0	0-0-0	0	0	1	0	0	0	0+
23 Xavier Tillman	1-3	0-0	3-4	3-4-7	2	5	3	2	3	0	24
30 Marcus Bingham Jr.	0-0	0-0	0-0	0-0-0	0	0	0	0	0	0	0+
41 Conner George	0-0	0-0	0-0	0-1-1	0	0	0	0	0	0	0+
TEAM	2-3-5										
Totals	25-51	8-20	13-19	11-30	41	75	17	19	7	5	200

TOTAL FG%	1st: 14-27 51.9%	2nd: 11-24 45.8%	Game: 49.0%
3-Pt. FG%	1st: 2-8 25.0%	2nd: 6-12 50.0%	Game: 40.0%
F Throw%	1st: 10-15 66.7%	2nd: 3-4 75.0%	Game: 68.4%

Penn State	FG	3FG	FT	O-D-R	PF	PTS	A	T	B	S	MIN
11 Lamar Stevens	8-18	1-4	3-3	1-5-6	2	20	1	0	0	0	33
24 Mike Watkins	5-10	0-0	1-2	2-5-7	1	11	0	2	1	0	26
2 Myles Dred	4-5	3-4	0-0	0-2-2	1	11	1	2	0	1	31
5 Jamari Wheeler	1-6	1-3	0-0	0-0-0	3	3	0	1	0	2	21
23 Josh Reaves	4-11	0-4	3-5	2-2-4	3	11	9	5	3	5	38
00 Myreon Jones	0-5	0-3	0-0	0-0-0	1	0	0	1	0	0	8
10 Kyle McCloskey	0-1	0-1	0-0	1-2-3	0	0	0	1	0	0	18
13 Rasir Bolton	0-2	0-2	0-0	0-0-0	1	0	0	1	0	0	6
21 John Harrar	0-0	0-0	0-0	0-1-1	4	0	0	0	0	0	10
35 Trent Buttrick	0-2	0-1	0-0	1-1-2	3	0	0	0	0	0	9
TEAM	2-1-3										
Totals	22-60	5-22	7-10	9-19	28	19	56	11	13	4	200

TOTAL FG%	1st: 10-32 31.3%	2nd: 12-28 42.9%	Game: 36.7%
3-Pt. FG%	1st: 3-13 23.1%	2nd: 2-9 22.2%	Game: 22.7%
F Throw%	1st: 1-2 50.0%	2nd: 6-8 75.0%	Game: 70.0%

**Officials:** D.J. Cartensen, Courtney Green, Brian Dorsey  
**Attendance:** 10,196 **Halftime Score:** MSU, 40-24  
**Record:** MSU 15-2; Penn State 7-10

### Key Moment

Michigan State led 40-24 at the break, connecting on 51.9 percent of its field goals as Nick Ward scored 12 points and had nine boards in the opening 20 minutes.

### Notes

- Ward recorded his second double-double of the season with 16 points and 11 rebounds.
- Senior guard Matt McQuaid added 15 points, including 12 in the second half, while Cassius Winston added 11 points and six assists and Kenny Goins chipped in seven points and 10 rebounds.
- Michigan State leads the all-time series with Penn State, 39-8, and has won 10 of the last 11 in the series. MSU has won four of the last five games on the road in the series and is 15-4 at Penn State.
- Head coach Tom Izzo is 32-7 in his career against the Nittany Lions.
- Michigan State has held seven opponents to 60 or fewer points this season and 12 opponents to 70 or fewer.

### GAME 18

#6 Michigan State . . . . . 70  
at Nebraska . . . . . 64  
Jan. 17, 2019 • Lincoln, Neb. • Pinnacle Bank Arena

Michigan State	FG	3FG	FT	O-D-R	PF	PTS	A	T	B	S	MIN
11 Aaron Henry, f	4-5	1-2	0-0	1-0-1	2	9	0	1	0	1	19
25 Kenny Goins, f	2-7	1-3	2-2	2-9-11	5	7	1	3	2	1	30
44 Nick Ward, f	6-13	1-1	2-2	4-6-10	3	15	1	4	0	0	31
05 Cassius Winston, g	9-15	3-7	8-9	1-2-3	2	29	6	4	0	0	39
20 Matt McQuaid, g	0-6	0-2	2-2	1-5-6	3	2	1	0	1	2	37
03 Foster Loyer	0-0	0-0	0-0	0-0-0	1	0	0	1	0	0	2
13 Gabe Brown	1-4	0-3	1-1	0-4-4	0	3	0	0	1	0	21
15 Thomas Kithier	0-0	0-0	0-0	0-1-1	0	0	0	0	0	0	1
23 Xavier Tillman	2-5	0-2	1-2	1-5-6	3	5	4	1	0	1	20
41 Conner George	0-0	0-0	0-0	0-0-0	0	0	0	0	0	1	0+
TEAM	0-0-0										
Totals	24-55	6-20	16-18	10-32	42	70	13	15	4	5	200

TOTAL FG%	1st: 13-29 44.8%	2nd: 11-26 42.3%	Game: 43.6%
3-Pt. FG%	1st: 3-11 27.3%	2nd: 3-9 33.3%	Game: 30.0%
F Throw%	1st: 4-4 100.0%	2nd: 12-14 85.7%	Game: 88.9%

Nebraska	FG	3FG	FT	O-D-R	PF	PTS	A	T	B	S	MIN
14 Isaac Copeland, f	5-12	1-5	2-4	0-5-5	1	13	1	0	0	0	36
15 Isaiah Roby, f	3-8	0-3	0-1	3-4-7	5	6	2	5	1	2	29
00 James Palmer, g	6-21	1-6	11-11	3-5-8	2	24	3	2	0	1	39
05 Glynn Watson Jr., g	3-13	2-7	0-0	1-2-3	4	8	1	2	1	3	38
12 Thomas Allen, g	3-7	1-3	2-2	1-1-2	2	9	2	0	2	33	
01 Amir Harris	0-0	0-0	0-0	0-0-0	0	0	0	0	0	1	1
20 Tanner Borchardt	0-2	0-0	0-0	3-1-4	3	0	2	0	0	0	12
25 Nana Akenten	2-4	0-2	0-1	1-0-1	2	4	0	0	0	0	10
45 Brady Heiman	0-0	0-0	0-0	0-0-0	0	0	0	0	0	0	2
TEAM	4-4-8										
Totals	22-67	5-26	15-19	16-22	38	19	64	11	9	2	200

TOTAL FG%	1st: 10-35 28.6%	2nd: 12-32 37.5%	Game: 32.8%
3-Pt. FG%	1st: 4-14 28.6%	2nd: 1-12 8.3%	Game: 19.2%
F Throw%	1st: 4-4 100.0%	2nd: 11-15 73.3%	Game: 78.9%

**Officials:** Keith Kimble, Rob Riley, Larry Scirootto  
**Attendance:** 15,923 **Halftime Score:** MSU, 37-36  
**Record:** MSU 15-2; Nebraska 13-4

### Key Moment

Junior guard Cassius Winston scored a career-high 29 points and No. 6 Michigan State hit nine free throws in the final minute to hang on for a 70-64 win over Nebraska.

### Notes

- Winston hit 9-of-15 shots from the field and 8-of-9 from the free throw line while adding six assists as he registered his eighth 20-plus point game of the season.
- Winston moved past the 1,000-point mark for his career.
- The Spartans connected on 88.9 percent of their free throws (16-of-18).
- Michigan State held its 13th opponents to 70 or fewer points.
- Goins collected 11 rebounds, the ninth time he had collected at least 10, and the 12th time he had led the team in rebounding.
- It was the 14th time this season MSU held its opponent below 40 percent.



## 2018-19 BOX SCORES



Matt McQuaid was one of five players in double figures in the win over Maryland, tallying 10 points.



Kenny Goins had a double-double with 14 points and 12 rebounds.



Cassius Winston tied for a game-high with 14 points and handed out seven assists against Maryland.

**GAME 19** #13 Maryland . . . . . 55  
 #6 Michigan State . . . . . 69  
 Jan. 21, 2019 • East Lansing, Mich. • Breslin Center

Maryland	FG	3FG	FT	O-D-R	PF	PTS	A	T	B	S	MIN
23 Bruno Fernando, f	4-8	0-1	4-6	4-9-13	2	12	4	5	2	1	31
25 Jalen Smith, f	3-8	0-2	0-0	0-3-3	2	6	1	0	1	0	26
1 Anthony Cowan, g	3-12	1-6	0-1	0-2-2	2	7	5	3	0	0	34
5 Eric Ayala, g	2-6	1-3	0-0	1-5-6	0	5	3	0	0	0	30
11 Darryl Morsell, g	4-7	2-3	0-0	1-0-1	3	10	1	0	0	0	19
2 Aaron Wiggins	5-13	5-9	0-0	4-2-6	0	15	0	2	1	1	25
10 Serrel Smith Jr.	0-3	0-1	0-0	1-1-2	2	0	1	0	0	0	14
13 Ivan Bender	0-0	0-0	0-0	1-0-1	0	0	0	1	0	0	3
14 Ricky Lindo Jr.	0-1	0-1	0-0	2-2-4	3	0	2	1	0	0	18
TEAM				0-0-0							
<b>Totals</b>	<b>21-61</b>	<b>9-26</b>	<b>4-7</b>	<b>14-24-38</b>	<b>14</b>	<b>55</b>	<b>17</b>	<b>12</b>	<b>4</b>	<b>2</b>	<b>200</b>

TOTAL FG%	1st: 8-31 25.8%	2nd: 13-30 43.3%	Game: 34.4%
3-Pt. FG%	1st: 3-14 21.4%	2nd: 6-12 50.0%	Game: 34.6%
F Throw%	1st: 1-2 50.0%	2nd: 3-5 60.0%	Game: 57.1%

Michigan State	FG	3FG	FT	O-D-R	PF	PTS	A	T	B	S	MIN
11 Aaron Henry, f	6-7	0-1	0-1	2-4-6	0	12	4	1	0	0	26
25 Kenny Goins, f	6-12	2-5	0-0	4-8-12	1	14	2	2	2	3	33
44 Nick Ward, f	0-3	0-0	0-0	1-4-5	4	0	1	4	0	0	14
05 Cassius Winston, g	5-13	1-5	3-5	0-2-2	1	14	7	1	0	1	36
20 Matt McQuaid, g	4-10	2-8	0-1	0-4-4	2	10	3	0	1	3	37
0 Kyle Ahrens	1-3	0-2	0-0	1-0-1	0	2	2	0	0	0	12
3 Foster Loyer	0-0	0-0	0-0	0-1-1	0	0	1	0	0	0	4
13 Gabe Brown	1-2	1-2	0-0	0-0-0	1	3	0	0	1	0	5
15 Thomas Kithier	2-2	0-0	0-0	1-1-2	0	4	0	0	0	0	4
23 Xavier Tillman	3-9	0-3	4-4	2-1-3	3	10	1	0	5	2	28
30 Marcus Bingham Jr.	0-0	0-0	0-0	0-0-0	0	0	0	0	0	0	1
TEAM				2-2-4							1
<b>Totals</b>	<b>28-61</b>	<b>6-26</b>	<b>7-11</b>	<b>13-27-40</b>	<b>12</b>	<b>69</b>	<b>21</b>	<b>9</b>	<b>9</b>	<b>9</b>	<b>200</b>

TOTAL FG%	1st: 13-34 38.2%	2nd: 15-27 55.6%	Game: 45.9%
3-Pt. FG%	1st: 4-15 26.7%	2nd: 2-11 18.2%	Game: 23.1%
F Throw%	1st: 1-2 50.0%	2nd: 6-9 66.7%	Game: 63.6%

**Officials:** D.J. Carstensen, Larry Scirotto, Terry Oglesby  
**Attendance:** 14,797 **Halftime Score:** MSU, 31-20  
**Record:** MSU 17-2; Rutgers 16-4

### Key Moment

Leading by 11 points, 31-20, at halftime, Michigan State used a 17-6 burst over the opening 4:32 of the second half and took a 48-36 lead on a 3-pointer from Kenny Goins at the 15:28 mark. MSU used an 8-0 run late in the game to take an 18-point lead and seal the win.

### Notes

- Cassius Winston scored 14 points and handed out seven assists, leading five players in double figures.
- Goins finished with a double-double with 14 points and 12 rebounds, freshman Aaron Henry scored a career-high 12 points, senior guard Matt McQuaid added 10 points, three rebounds and three assists and sophomore forward Xavier Tillman tallied 10 points, three rebounds and five blocked shots.
- After shooting only 38.2 percent from the floor in the first half (13-of-34), MSU connected on 55.6 percent of its second half shots (15-of-27).
- Henry scored 10 of his 12 points in the second half.
- Michigan State held its opponent to 60 points or fewer for the eighth time this season, including four times in conference play.



## 2018-19 BOX SCORES

**GAME 20** #6 Michigan State . . . . . 82  
 at #19 Iowa . . . . . 67  
 Jan. 24, 2019 • Iowa City, Iowa • Carver-Hawkeye Arena

Michigan State	FG	3FG	FT	O-D-R	PF	PTS	A	T	B	S	MIN
11 Aaron Henry, f	2-3	0-0	2-3	1-3-4	2	6	2	3	0	2	24
25 Kenny Goins, f	3-6	1-4	0-0	2-6-8	3	7	2	2	0	0	31
44 Nick Ward, f	7-10	0-0	7-7	1-9-10	2	21	0	3	1	0	28
5 Cassius Winston, g	6-14	3-5	8-8	0-1-1	1	23	7	3	1	0	35
20 Matt McQuaid, g	3-12	3-9	0-0	1-2-3	0	9	3	1	0	1	34
0 Kyle Ahrens	2-2	1-1	0-0	1-2-3	0	5	0	1	0	0	13
3 Foster Loyer	0-0	0-0	0-0	0-2-2	1	0	2	1	0	0	4
10 Jack Hoiberg	1-1	0-0	0-0	1-2-3	2	2	0	0	1	0	11
13 Gabe Brown	0-0	0-0	0-0	0-1-1	0	0	0	0	0	0	4
14 Brock Washington	0-0	0-0	0-0	0-0-0	0	0	0	0	0	0	1
15 Thomas Kithier	2-2	0-0	2-2	3-2-5	0	6	0	0	0	0	9
23 Xavier Tillman	2-2	0-0	1-1	2-2-4	3	5	0	1	0	0	13
30 Marcus Bingham, Jr.	0-0	0-0	0-0	0-0-0	1	0	0	0	0	0	2
41 Conner George	0-0	0-0	0-0	0-0-0	0	0	0	0	0	0	1
TEAM				0-1-1							3
<b>Totals</b>	<b>27-51</b>	<b>8-19</b>	<b>20-21</b>	<b>11-31-42</b>	<b>13</b>	<b>82</b>	<b>16</b>	<b>19</b>	<b>2</b>	<b>3</b>	<b>200</b>

TOTAL FG% 1st: 9-34 37.5% 2nd: 18-27 66.7% Game: 52.9%  
 3-Pt. FG% 1st: 2-9 22.2% 2nd: 6-10 60.0% Game: 42.1%  
 F Throw% 1st: 11-11 100% 2nd: 9-10 90.0% Game: 95.2%

Iowa	FG	3FG	FT	O-D-R	PF	PTS	A	T	B	S	MIN
55 Luke Garza	8-14	1-2	3-3	0-3-3	2	20	0	1	0	1	26
25 Tyler Cook	8-17	0-0	1-1	2-4-6	2	17	2	1	0	1	35
3 Jordan Bohannon	1-7	1-7	0-0	1-1-2	1	3	3	1	0	0	34
4 Isaiah Moss	1-7	0-2	0-0	0-0-0	1	2	0	1	0	2	18
10 Joe Weiskamp	2-6	1-5	0-0	1-2-3	3	5	0	1	0	2	25
1 Maishe Daily	1-3	0-1	0-0	0-0-0	1	2	0	0	0	0	8
15 Ryan Kriener	0-0	0-0	0-0	1-3-4	3	0	0	0	0	0	11
20 Riley Till	1-1	0-0	2-2	0-0-0	0	4	0	0	0	1	2
30 Connor McCaffery	1-5	0-0	2-2	2-0-2	2	4	5	0	0	1	21
51 Nicholas Baer	4-10	2-7	0-0	2-0-3	1	10	3	0	0	1	20
TEAM				2-1-3							2
<b>Totals</b>	<b>27-70</b>	<b>5-24</b>	<b>8-8</b>	<b>12-14-26</b>	<b>16</b>	<b>67</b>	<b>13</b>	<b>7</b>	<b>0</b>	<b>9</b>	<b>200</b>

TOTAL FG% 1st: 14-35 40.0% 2nd: 13-35 37.1% Game: 38.6%  
 3-Pt. FG% 1st: 4-13 30.8% 2nd: 1-11 9.1% Game: 20.8%  
 F Throw% 1st: 3-3 100.0% 2nd: 5-5 100.0% Game: 100.0%

**Officials:** Bill Ek, Kelly Pfeifer, Paul Szlec  
**Attendance:** 14,416 **Halftime Score:** Iowa, 35-31  
**Record:** MSU 18-2, Michigan 16-4

### Key Moment

MSU trailed by four points (35-31) at the break and the Hawkeyes took their biggest lead of the game, 50-42, but the Spartans went on a 24-2 run and took a 66-52 lead en route to the win.

### Notes

- Cassius Winston scored 23 points and had seven assists and Nick Ward finished with 21 points and 10 rebounds.
- Matt McQuaid hit a trio of 3-pointers in the second half and finished with nine points, three rebounds and three assists, while Kenny Goins chipped in seven points, eight rebounds and two assists.
- Michigan State finished the game shooting 52.9 percent from the floor, the 12th time this season above 50 percent.
- The Spartans connected on 95.2 percent of their free throws (20-of-21), the highest mark this season.
- Michigan State out-scored Indiana, 38-18, in the paint and had 17 second-chance points.
- Winston (8-of-8) and Ward (7-of-7) connected on all 15 of their shots.

**GAME 21** #6 Michigan State . . . . . 63  
 at Purdue . . . . . 73  
 Jan. 27, 2019 • West Lafayette, Ind. • Mackey Arena

Michigan State	FG	3FG	FT	O-D-R	PF	PTS	A	T	B	S	MIN
11 Aaron Henry, f	2-6	0-1	0-1	2-2-4	2	4	0	3	3	2	30
25 Kenny Goins, f	2-6	2-5	0-0	1-6-7	2	6	1	2	2	0	30
44 Nick Ward, g	4-10	101	0-0	0-3-3	3	9	0	3	2	1	26
5 Cassius Winston, g	7-14	4-7	5-9	2-5-7	2	23	8	3	0	2	39
20 Matt McQuaid, g	5-12	2-7	0-0	2-4-6	3	12	1	0	0	1	37
3 Foster Loyer	0-0	0-0	0-0	0-0-0	0	0	0	0	0	0	0
13 Gabe Brown	0-4	0-3	2-2	1-0-1	0	2	1	0	0	0	12
15 Thomas Kithier	0-0	0-0	0-0	0-1-1	0	0	0	0	0	0	2
23 Xavier Tillman	2-4	0-2	3-3	1-2-3	4	7	1	1	2	2	23
TEAM				0-1-1							
<b>Totals</b>	<b>22-56</b>	<b>9-26</b>	<b>10-15</b>	<b>9-24-33</b>	<b>16</b>	<b>63</b>	<b>12</b>	<b>12</b>	<b>9</b>	<b>8</b>	<b>200</b>

TOTAL FG% 1st: 7-31 22.6% 2nd: 15-25 60.0% Game: 39.3%  
 3-Pt. FG% 1st: 3-14 21.4% 2nd: 6-12 50.0% Game: 34.6%  
 F Throw% 1st: 2-2 100.0% 2nd: 8-13 61.5% Game: 66.7%

Purdue	FG	3FG	FT	O-D-R	PF	PTS	A	T	B	S	MIN
24 Grady Eifert	0-2	0-2	0-0	1-1-2	0	0	2	0	0	3	25
50 Trevion Williams	1-6	0-0	2-2	4-2-6	2	4	1	0	1	0	15
3 Carsen Edwards	4-19	3-11	3-3	0-4-4	2	14	3	2	1	3	38
14 Ryan Cline	6-14	5-10	0-0	0-3-3	1	17	4	4	0	0	35
20 Nojel Eastern	2-8	0-0	8-10	4-7-11	3	12	2	0	1	0	25
1 Aaron Wheeler	4-4	3-3	0-0	1-0-1	3	11	1	0	0	0	15
2 Eric Hunter, Jr.	2-5	1-2	0-0	0-2-2	1	5	1	1	0	1	15
82 Matt Haarms	5-6	0-0	0-0	3-5-8	1	10	0	0	2	0	25
55 Sasha Stefanovic	0-0	0-0	0-0	0-0-0	2	0	0	0	1	0	7
TEAM				3-2-5							1
<b>Totals</b>	<b>24-64</b>	<b>12-28</b>	<b>15-15</b>	<b>16-26-42</b>	<b>15</b>	<b>73</b>	<b>14</b>	<b>9</b>	<b>5</b>	<b>7</b>	<b>200</b>

TOTAL FG% 1st: 13-33 39.4% 2nd: 11-31 35.5% Game: 37.5%  
 3-Pt. FG% 1st: 7-17 41.2% 2nd: 5-11 45.5% Game: 42.9%  
 F Throw% 1st: 4-4 100.0% 2nd: 9-11 81.8% Game: 86.7%

**Officials:** Courtney Greem Larry Scirotto, Bo Boroski  
**Attendance:** 14,804 **Halftime Score:** Purdue, 37-19  
**Record:** MSU 18-3; Purdue 14-6

### Key Moment

Michigan State trailed by as much as 23 points in the second half and pulled to within four points, but got no closer in a 73-63 loss to Purdue. The Spartans were down 37-19 at the break and Purdue extended its lead to 55-32 with 13:14 to play in the game, but MSU went on a 24-5 run over a span of nine minutes and pulled to within 60-56 on a layup from freshman forward Aaron Henry with 5:14 to play.

### Notes

- Cassius Winston scored 23 points, had seven rebounds and eight assists to lead the way for the Spartans, while Matt McQuaid added 12 points.
- Michigan State shot only 22.6 percent in the first half (7-of-31), but hit 60.0 percent (15-of-25) of its second half shots.
- Michigan State had a 13-game win streak end with the loss.



## 2018-19 BOX SCORES

GAME <b>22</b>	Indiana . . . . .	79
	#6 Michigan State . . . . .	75
	Feb. 2, 2019 • East Lansing, Mich. • Breslin Center	

Michigan State	FG	3FG	FT	O-D-R	PF	PTS	A	T	B	S	MIN
11 Aaron Henry, f	3-5	0-0	0-1	0-4-4	2	6	3	2	2	1	31
25 Kenny Goins, f	4-8	3-5	1-2	4-4-8	4	12	6	1	8	1	38
44 Nick Ward, f	5-12	0-0	1-9	4-2-6	2	11	0	1	2	0	25
5 Cassius Winston, g	9-22	4-9	4-4	1-7-8	1	26	7	4	0	3	44
20 Matt McQuaid, f	1-3	1-3	1-2	1-1-2	5	4	3	1	0	0	31
0 Kyle Ahrens	1-4	1-3	0-0	0-0-0	3	3	4	0	0	2	26
3 Foster Loyer	0-0	0-0	0-0	0-0-0	0	0	0	0	0	0	1
13 Gabe Brown	0-0	0-0	0-0	0-0-0	0	0	0	0	0	0	1
23 Xavier Tillman	6-10	0-1	1-4	2-5-7	2	13	0	1	2	0	27
TEAM				0-1-1							3

<b>Totals</b>	<b>29-64</b>	<b>9-21</b>	<b>8-22</b>	<b>14-26-40</b>	<b>19</b>	<b>75</b>	<b>23</b>	<b>14</b>	<b>7</b>	<b>225</b>
TOTAL FG%	1st: 14-32	43.8%	2nd: 12-23	52.2%	Game: 45.3%					
3-Pt. FG%	1st: 3-9	33.3%	2nd: 5-8	62.5%	Game: 42.9%					
F Throw%	1st: 0-2	0.0%	2nd: 6-16	37.5%	Game: 36.4%					

Indiana	FG	3FG	FT	O-D-R	PF	PTS	A	T	B	S	MIN
3 Justin Smith, f	6-17	0-2	1-3	5-5-10	4	13	2	1	3	0	35
13 Juwan Morgan, f	2-5	1-1	0-0	2-4-6	0	5	2	0	0	0	13
00 Romeo Langford, f	6-18	2-5	5-6	3-2-5	2	19	4	3	1	0	41
1 Aljami Durham, g	4-8	3-5	3-4	1-2-3	1	14	3	3	0	1	37
10 Rob Phinisee, g	0-1	0-0	0-0	0-2-2	5	0	0	0	0	0	18
4 Jake Forrester	1-3	0-0	0-0	1-3-4	5	2	0	0	1	0	9
11 Devonte Green	4-8	3-4	0-0	1-4-5	0	11	5	4	1	1	34
20 De'Ron Davis	4-8	0-0	4-6	1-5-6	3	12	4	0	1	0	25
22 Clifton Moore	0-0	0-0	0-0	0-0-0	0	0	0	0	0	0	1
23 Damezi Anderson	0-1	0-1	0-0	0-0-0	1	0	0	0	0	0	5
55 Evan Fitzer	1-3	1-2	0-0	0-1-1	0	3	1	0	1	0	8
TEAM				6-0-6							2

<b>Totals</b>	<b>28-72</b>	<b>10-20</b>	<b>13-19</b>	<b>20-28-48</b>	<b>21</b>	<b>79</b>	<b>21</b>	<b>13</b>	<b>7</b>	<b>3</b>	<b>225</b>
TOTAL FG%	1st: 11-36	30.6%	2nd: 14-29	48.3%	Game: 38.9%						
3-Pt. FG%	1st: 3-10	30.0%	2nd: 6-9	66.7%	Game: 50.0%						
F Throw%	1st: 3-4	75.0%	2nd: 4-7	57.1%	Game: 68.4%						

**Officials:** Lewis Garrison, Paul Szelc, DJ Carstensen  
**Attendance:** 14,797 **Halftime Score:** MSU, 31-28  
**Record:** MSU 18-4, Indiana 13-9

**Key Moment**

MSU took a 70-68 lead on a jumper from freshman forward Aaron Henry early in the overtime period, IU's Romeo Langford sank a 3-pointer to take the lead for good, 71-70, with 3:13 left. The Hoosiers hit three free throws in the final seconds to seal the win.

**Notes**

- Cassius Winston scored 26 points, his third-straight game with at least 20 points
- Xavier Tillman had 13 points and seven rebounds, red-shirt senior forward Kenny Goins added 12 points, eight rebounds, six assists and tied a school record with eight blocked shots, while junior forward Nick Ward added 11 points and six rebounds.
- Goins tied the school record of eight blocked shots in one game, previously set by Jaren Jackson Jr. on Dec. 5, 2017 at Rutgers and originally set by Ken Johnson on Dec. 29, 1984 against San Diego State.
- Michigan State blocked 14 shots in the game, the second-most in a single game in school history and the most ever against a Big Ten opponent, breaking the previous mark of 13 set against Indiana on Feb. 3, 2018.
- Michigan State hit only 36.4 percent of its free throws (8-of-22), a season low. Ward (1-of-9) and Tillman (1-of-4) were a combined 2-of-13 from the free throw line.

GAME <b>23</b>	#9 Michigan State . . . . .	74
	at Illinois . . . . .	79
	Feb. 5, 2019 • Champaign, Ill. • State Farm Center	

Michigan State	FG	3FG	FT	O-D-R	PF	PTS	A	T	B	S	MIN
23 Xavier Tillman, f	5-6	0-0	6-7	4-4-8	3	16	1	2	1	0	23
25 Kenny Goins, f	3-5	3-5	0-0	0-6-6	3	9	0	4	0	1	37
0 Kyle Ahrens, g	2-7	1-5	6-6	1-6-7	0	11	3	2	0	0	34
5 Cassius Winston, g	6-13	1-5	8-9	1-1-2	4	21	9	9	0	1	37
20 Matt McQuaid, g	2-4	2-3	0-0	1-2-3	4	6	1	0	0	3	31
3 Foster Loyer	0-0	0-0	0-0	0-0-0	0	0	0	0	0	0	1
11 Aaron Henry	0-2	0-1	0-0	0-1-1	0	0	1	4	0	1	14
13 Gabe Brown	0-0	0-0	0-0	0-0-0	1	0	0	0	0	0	3
44 Nick Ward	4-6	0-0	3-3	0-1-1	3	11	0	3	0	0	20
TEAM				1-1-2							3

<b>Totals</b>	<b>22-43</b>	<b>7-19</b>	<b>23-25</b>	<b>8-22-30</b>	<b>18</b>	<b>74</b>	<b>15</b>	<b>24</b>	<b>1</b>	<b>6</b>	<b>200</b>
TOTAL FG%	1st: 10-17	58.8%	2nd: 12-26	46.2%	Game: 51.2%						
3-Pt. FG%	1st: 3-7	42.9%	2nd: 4-12	33.3%	Game: 36.8%						
F Throw%	1st: 9-10	90.0%	2nd: 14-15	93.3%	Game: 92.0%						

Illinois	FG	3FG	FT	O-D-R	PF	PTS	A	T	B	S	MIN
15 Giorgi Bezhanshili, f	6-11	0-0	4-6	0-5-5	4	16	1	2	0	0	32
1 Trent Frazier, f	3-10	3-7	6-8	1-1-2	4	15	3	2	0	3	30
11 Ayo Dosunmu, g	8-14	4-8	4-4	1-1-2	1	24	2	5	0	3	33
20 DaMonte Williams, g	0-3	0-1	0-0	2-2-4	1	0	2	1	0	1	19
23 Aaron Jordan, g	1-4	1-4	2-2	1-3-4	2	5	1	2	1	1	23
2 Kipper Nichols	2-6	0-1	0-0	1-0-1	3	4	2	0	2	1	19
5 Tevian Jones	1-2	0-1	1-1	0-0-0	1	3	0	0	0	1	11
10 Andres Feliz	4-7	1-2	1-1	2-1-3	2	10	0	0	0	2	25
12 Adonis De La Rosa	1-1	0-0	0-0	1-0-1	3	2	1	1	0	0	7
34 Samba Kane	0-0	0-0	0-0	0-0-0	0	0	0	0	0	0	1
TEAM				3-0-3							1

<b>Totals</b>	<b>26-58</b>	<b>9-24</b>	<b>18-22</b>	<b>12-13-25</b>	<b>21</b>	<b>79</b>	<b>12</b>	<b>14</b>	<b>3</b>	<b>12</b>	<b>200</b>
TOTAL FG%	1st: 16-32	50.0%	2nd: 10-26	38.5%	Game: 44.8%						
3-Pt. FG%	1st: 6-16	37.5%	2nd: 3-8	37.5%	Game: 37.5%						
F Throw%	1st: 3-4	75.0%	2nd: 15-18	83.3%	Game: 81.8%						

**Officials:** Kelly Pfeifer, Lamont Simpson, Terry Wymers  
**Attendance:** 12,960 **Halftime Score:** Illinois, 41-32  
**Record:** MSU 18-5, Illinois 8-15

**Key Moment**

Michigan State came back from a 14-point second half deficit to take a three-point lead, but Illinois used a late run en route to a 79-74 win over the Spartans.

**Notes**

- Cassius Winston scored 21 points and had nine assists to lead the way for MSU, while Xavier Tillman tallied a career-high 16 points and eight rebounds, Kyle Ahrens had 11 points, seven rebounds and three assists and Nick Ward chipped in 11 points.
- Michigan State turned the ball over 24 times, including 17 in the first half, and Illinois scored 28 points off Spartan turnovers.
- Michigan State took a season-low 43 shots from the field and hit a season-low 22 field goals.
- The Spartans connected on 92.0 percent of their free throws (23-of-25).
- Michigan State lost its third-straight game, the first time the team has lost three-straight games since the 2016-17 season.

## 2018-19 BOX SCORES



Matt McQuaid scored 18 points and handed out a career-high eight assists in the win over Minnesota.



Cassius Winston scored 11 points and had nine assists against Minnesota.

**GAME 24** Minnesota . . . . . 55  
 #9 Michigan State . . . . . 79  
 Feb. 9, 2019 • East Lansing, Mich. • Breslin Center

Minnesota	FG	3FG	FT	O-D-R	PF	PTS	A	T	B	S	MIN
3 Jordan Murphy, f	1-4	0-0	3-4	1-5-6	0	5	3	1	0	0	30
25 Daniel Oturu, f	5-12	0-0	2-4	1-6-7	4	12	0	0	0	0	23
1 Dupree McBrayer, f	3-7	1-4	1-2	0-0-0	0	8	2	0	0	0	20
5 Amir Coffey, g	2-6	0-2	0-1	0-0-0	3	4	4	4	0	0	29
22 Gabe Kalscheur, g	4-10	3-4	6-6	1-4-5	3	17	0	1	1	0	34
11 Isaiah Washington	0-3	0-2	0-0	1-2-3	0	0	1	3	0	0	13
21 Jarvis Omersa	0-0	0-0	0-2	1-0-1	0	0	0	0	0	0	6
31 Brock Stull	1-3	1-2	0-0	0-2-2	1	3	2	2	0	1	24
35 Matz Stockman	2-4	0-0	2-4	1-3-4	3	6	2	1	0	0	16
42 Michael Hurt	0-0	0-0	0-0	0-1-1	0	0	0	0	0	0	5
<b>TEAM</b>				6-0-6			2				
<b>Totals</b>	18-49	5-14	14-23	10-23-33	14	55	14	16	1	1	200

TOTAL FG% 1st: 8-26 30.8% 2nd: 10-23 43.5% Game: 36.7%  
 3-Pt. FG% 1st: 2-8 25.0% 2nd: 3-6 50.0% Game: 35.7%  
 F Throw% 1st: 6-12 50.0% 2nd: 8-11 72.7% Game: 60.9%

Michigan State	FG	3FG	FT	O-D-R	PF	PTS	A	T	B	S	MIN
11 Aaron Henry, f	1-2	0-0	1-1	0-3-3	1	3	3	0	0	1	25
25 Kenny Goins, f	0-1	0-1	0-0	0-1-1	0	0	2	0	0	0	7
44 Nick Ward, f	9-14	0-0	4-7	2-7-9	2	22	2	2	1	1	29
5 Cassius Winston, g	5-12	1-2	0-0	0-2-3	3	11	9	0	0	2	24
20 Matt McQuaid, g	6-9	4-6	2-2	2-3-5	0	18	8	0	0	0	32
0 Kyle Ahrens	2-4	0-1	0-1	1-2-3	1	4	0	0	0	0	19
3 Foster Loyer	0-2	0-1	0-0	0-0-0	2	0	0	3	0	0	11
10 Jack Holberg	0-0	0-0	0-0	0-1-1	0	0	0	0	0	0	1
13 Gabe Brown	1-3	0-1	2-2	2-0-2	0	4	0	0	0	0	5
14 Brock Washington	0-0	0-0	0-0	0-0-0	0	0	0	0	0	0	1
15 Thomas Kithier	4-5	0-0	0-1	2-1-3	3	8	0	0	0	1	18
23 Xavier Tillman	2-3	1-1	2-2	1-3-4	4	7	2	3	0	1	18
30 Marcus Bingham, Jr. 0-3	0-2	0-0	0-3-3	2	0	1	0	1	0	6	
40 Braden Burke	0-1	0-0	0-0	0-0-0	0	0	0	0	0	0	1
41 Conner George	1-1	0-0	0-0	0-1-1	0	2	0	0	0	0	3
<b>TEAM</b>				1-0-1			3				
<b>Totals</b>	31-60	6-15	11-16	11-27-38	18	79	27	9	2	6	200

TOTAL FG% 1st: 13-28 46.4% 2nd: 18-32 56.3% Game: 51.7%  
 3-Pt. FG% 1st: 3-7 42.9% 2nd: 3-8 37.5% Game: 40.0%  
 F Throw% 1st: 6-11 54.5% 2nd: 5-5 100.0% Game: 68.8%

**Officials:** Bo Boroski, Rob Riley, Larry Scirotto  
**Attendance:** 14,797 **Halftime Score:** MSU, 35-24  
**Record:** MSU 19-5, 6-7, Minnesota 16-8, 10-3

### Key Moment

MSU led by 11 points, 35-24, at the break and scored the first seven points of the second half to push its lead over Minnesota to 41-24. The lead grew to 20-plus points, 55-33, and MSU never looked back.

### Notes

- Nick Ward scored 22 points and had nine rebounds, while Matt McQuaid added a season-high 18 points and a career-high eight assists.
- Cassius Winston added 11 points and nine assists for the Spartans, who connected on 51.7 percent of their shots from the floor.
- The Spartans, after being out-rebounded the previous two games, controlled the boards, 38-33.
- MSU handed out 27 assists on 31 field goals (87.1%).
- With a couple of players in foul trouble, the Spartans received 25 points and 17 rebounds from the bench.
- MSU out-scored Minnesota in the paint, 40-20, and scored 20 points off the fast break.



## 2018-19 BOX SCORES

**GAME 25** #11 Michigan State . . . . . 67  
at #20 Wisconsin . . . . . 59  
Feb. 12, 2019 • Madison, Wis. • Kohl Center

Michigan State	FG	3FG	FT	O-D-R	PF	PTS	A	T	B	S	MIN
11 Aaron Henry, f	4-6	0-2	0-0	0-5-5	0	8	2	1	2	2	28
25 Kenny Goins, f	4-9	3-6	1-2	2-7-9	2	12	0	1	0	0	35
44 Nick Ward, f	5-9	0-0	2-3	1-5-6	3	12	2	3	3	1	24
55 Cassius Winston, g	8-17	4-7	3-4	1-5-6	2	23	6	4	0	0	39
20 Matt McQuaid, f	1-6	1-3	0-0	0-1-1	2	3	1	1	0	0	35
0 Kyle Ahrens	2-6	1-3	0-0	1-3-4	1	5	0	1	0	0	17
3 Foster Loyer	0-0	0-0	0-0	0-0-0	0	0	0	0	0	0	1
23 Xavier Tillman	1-4	0-1	2-2	3-4-7	2	4	0	2	2	2	21
TEAM				2-0-2							
<b>Totals</b>	<b>25-57</b>	<b>9-22</b>	<b>8-11</b>	<b>10-30-40</b>	<b>12</b>	<b>67</b>	<b>11</b>	<b>13</b>	<b>7</b>	<b>5</b>	<b>200</b>

TOTAL FG% 1st: 15-29 51.7% 2nd: 10-28 35.7% Game: 43.9%  
3-Pt. FG% 1st: 5-13 38.5% 2nd: 4-9 44.4% Game: 40.9%  
F Throw% 1st: 2-4 50.0% 2nd: 6-7 85.7% Game: 72.7%

Wisconsin	FG	3FG	FT	O-D-R	PF	PTS	A	T	B	S	MIN
22 Ethan Happ, f	10-20	0-0	0-6	4-8-12	2	20	3	6	1	2	35
35 Nate Reuvers, f	4-7	3-6	0-0	0-4-4	2	11	0	3	2	0	30
00 D'Mitrik Trice, g	1-6	0-2	0-0	0-1-1	3	2	3	0	0	2	29
21 Khalil Iverson, g	0-2	0-0	2-2	1-3-4	0	2	1	1	0	0	13
34 Brad Davison, g	3-12	2-8	1-2	0-2-2	3	9	0	3	0	1	33
1 Brevin Pritzl	2-2	1-1	2-2	0-2-2	3	7	0	0	0	0	18
2 Aleem Ford	0-0	0-0	0-0	0-0-1	1	0	0	0	0	0	2
15 Charles Thomas IV	1-2	0-1	0-0	0-2-2	1	2	0	0	1	1	12
23 Kobe King	3-5	0-2	0-0	0-0-0	0	6	0	0	0	1	28
TEAM				1-0-1							1
<b>Totals</b>	<b>24-56</b>	<b>6-20</b>	<b>5-12</b>	<b>6-22-28</b>	<b>12</b>	<b>59</b>	<b>10</b>	<b>15</b>	<b>5</b>	<b>7</b>	<b>200</b>

TOTAL FG% 1st: 15-34 44.1% 2nd: 9-22 40.9% Game: 42.9%  
3-Pt. FG% 1st: 4-10 40.0% 2nd: 2-10 20.0% Game: 30.0%  
F Throw% 1st: 4-4 100.0% 2nd: 1-8 12.5% Game: 41.7%

**Officials:** Eric Curry, DJ Cartensen, Terry Oglesby  
**Attendance:** 17,287 **Halftime Score:** Wisconsin, 38-37  
**Record:** MSU 20-5, 11-3; Wisconsin 17-8, 9-5

**Key Moment**

In a back-and-forth affair with 10 ties and 12 lead changes, Cassius Winston hit a 3-pointer with 6:30 left to give MSU the lead for good at 56-53. Another three, this time from Kenny Goins with 30 seconds left, gave MSU a 62-56 lead and the Spartans held on for the win.

**Notes**

- Winston scored a game-high 23 points while adding six assists and six rebounds. Nick Ward scored 12 points and grabbed six rebounds, while Goins added 12 points and nine rebounds and Aaron Henry had eight points, five rebounds, two assists, two blocks and two steals.
- While Winston scored 14 points in the first half to lead the Spartans, Goins and Henry combined for 13 points and nine rebounds in the second half.
- Michigan State held Wisconsin to only 21 second-half points, as the Badgers hit only nine field goals.
- The win was MSU's 20th for the season, marking eight-straight seasons with at least 20 wins under head coach Tom Izzo.
- This was Michigan State's sixth-straight win over Wisconsin and the second on the road.

**GAME 26** Ohio State . . . . . 44  
#11 Michigan State . . . . . 62  
Feb. 17, 2019 • East Lansing, Mich. • Breslin Center

Ohio State	FG	3FG	FT	O-D-R	PF	PTS	A	T	B	S	MIN
24 Andre Wesson, f	2-10	0-2	0-0	2-6-8	2	4	4	3	0	3	29
34 Kaleb Wesson, f	5-11	0-1	2-5	2-7-9	1	12	0	3	1	0	29
1 Luther Muhammad, g	1-9	0-2	0-0	0-0-0	2	2	1	2	0	0	22
2 Musa Jallow, g	1-2	1-1	0-0	2-5-7	3	3	2	3	0	1	21
3 C.J. Jackson, g	3-9	2-3	0-0	0-4-4	0	8	2	1	0	2	27
25 Kyle Young	3-4	0-0	0-0	1-0-1	1	6	0	1	0	0	20
4 Duane Washington Jr.	1-7	1-5	1-2	0-2-2	4	4	0	1	0	0	25
32 Keyshawn Woods	2-4	0-1	0-0	0-2-2	3	4	0	2	0	1	23
10 Justin Ahrens	0-0	0-0	0-0	0-1-1	1	0	0	0	0	0	4
23 Jaedon LeDee	0-0	0-0	1-2	0-0-0	1	0	0	0	0	0	2
14 Joey Lane	0-0	0-0	0-0	0-0-0	0	0	0	0	0	0	1
TEAM				5-0-5							
<b>Totals</b>	<b>18-56</b>	<b>4-15</b>	<b>4-9</b>	<b>12-27-39</b>	<b>18</b>	<b>44</b>	<b>9</b>	<b>15</b>	<b>2</b>	<b>7</b>	<b>200</b>

TOTAL FG% 1st: 14-35 40.0% 2nd: 4-21 19.0% Game: 32.1%  
3-Pt. FG% 1st: 3-6 50.0% 2nd: 1-9 11.1% Game: 26.7%  
F Throw% 1st: 0-1 0.0% 2nd: 4-8 50.0% Game: 44.4%

Michigan State	FG	3FG	FT	O-D-R	PF	PTS	A	T	B	S	MIN
11 Aaron Henry, f	0-1	0-0	0-0	1-1-2	1	0	1	2	0	0	10
25 Kenny Goins, f	4-8	2-6	0-0	1-0-10	1	10	2	2	3	1	33
44 Nick Ward, f	3-7	0-0	3-4	1-5-6	1	9	0	2	1	0	20
5 Cassius Winston, g	3-15	1-7	6-6	0-3-3	3	13	8	3	2	1	34
20 Matt McQuaid, g	5-12	4-6	0-0	2-3-5	0	14	4	0	0	0	37
0 Kyle Ahrens	2-6	2-5	0-0	0-1-1	1	6	1	0	1	1	29
23 Xavier Tillman	2-4	0-1	1-2	3-3-6	4	5	1	1	1	2	17
9 Foster Loyer	0-0	0-0	0-0	0-0-0	1	0	0	0	0	0	6
13 Gabe Brown	0-0	0-0	0-0	0-0-0	0	0	0	0	0	1	4
15 Thomas Kithier	1-1	0-0	0-0	0-3-3	3	2	0	0	1	0	10
30 Marcus Bingham Jr.	0-0	0-0	0-0	0-0-0	0	0	0	0	0	0	1
10 Jack Hoiberg	1-1	1-1	0-0	0-0-0	0	3	0	0	0	0	1
41 Conner George	0-0	0-0	0-0	0-1-1	0	0	0	0	0	0	1
TEAM				0-0-0							
<b>Totals</b>	<b>21-55</b>	<b>10-26</b>	<b>10-12</b>	<b>7-30-37</b>	<b>15</b>	<b>62</b>	<b>17</b>	<b>10</b>	<b>8</b>	<b>7</b>	<b>200</b>

TOTAL FG% 1st: 9-29 31.0% 2nd: 12-26 46.2% Game: 38.2%  
3-Pt. FG% 1st: 4-12 33.3% 2nd: 6-14 42.9% Game: 38.5%  
F Throw% 1st: 3-4 75.0% 2nd: 7-8 87.5% Game: 83.3%

**Officials:** Bo Boroski, Paul Szlec, Lamont Simpson  
**Attendance:** 14,797 **Halftime Score:** OSU, 31-25  
**Record:** MSU 21-5, 12-3; Ohio State 16-9, 6-8

**Key Moment**

The Spartans had trailed for most of the game, but tied the game with about eight minutes left. Kyle Ahrens hit a three to trigger a 10-0 run as MSU took a 52-42 lead and the Spartans outscored the Buckeyes, 22-2, over the final 7:40 of the game.

**Notes**

- Matt McQuaid scored 14 points, Cassius Winston scored 13 points and had eight assists, while Kenny Goins had a double-double with 10 points and 10 rebounds
- Michigan State gave up only 13 points in the second half, limiting Ohio State to just 19.0 percent shooting in the final 20 minutes (4-of-21).
- MSU scored 16 points off 15 Ohio State turnovers and outscored the Buckeyes, 17-9, in fast break points.
- It was the third time that Michigan State held an opponent to below 50 points and the 10th time with less than 60 points.
- Michigan State scored a season-low 62 points.



## 2018-19 BOX SCORES



**Matt McQuaid scored 14 points and hit four 3-pointers in a win over Ohio State.**



**Jack Hoiberg hit a 3-pointer in the latter stages of the win over Ohio State.**

GAME <b>27</b>	Rutgers . . . . .	60
	#10 Michigan State . . . . .	71
	Feb. 20, 2019 • East Lansing, Mich. • Breslin Center	

Rutgers	FG	3FG	FT	O-D-R	PF	PTS	A	T	B	S	MIN
05 Eugene Omoruyi, f	4-13	0-1	1-2	2-6	8	1	9	5	2	0	33
02 Shaquille Doorson, c	0-0	0-0	0-2	0-2	2	1	0	0	0	0	17
00 Geo Baker, g	6-12	3-8	2-2	1-1	2	3	17	6	2	1	35
23 Montez Mathis, g	2-7	0-2	0-0	0-0	0	4	0	0	1	1	17
24 Ron Harper Jr., g	4-6	1-2	2-2	0-4	3	11	0	2	0	0	28
13 Shaq Carter	1-1	0-0	2-2	2-0	2	1	4	0	2	0	10
15 Myles Johnson	25	0-0	1-3	3-4	7	5	5	1	0	2	18
22 Caleb McConnell	0-6	0-3	1-2	1-0	1	1	0	1	0	0	22
32 Peter Kiss	4-8	1-4	0-2	0-1	2	9	0	0	0	0	20
TEAM				1-3	4						2
<b>Totals</b>	<b>25-58</b>	<b>5-20</b>	<b>9-17</b>	<b>10-21</b>	<b>31-17</b>	<b>60</b>	<b>12</b>	<b>11</b>	<b>4</b>	<b>7</b>	<b>200</b>

TOTAL FG%	1st: 13-33 39.4%	2nd: 10-25 40.0%	Game: 39.7%
3-PT FG%	1st: 4-12 33.3%	2nd: 1-8 12.5%	Game: 25.0%
F Throw%	1st: 2-5 40.0%	2nd: 7-12 58.3%	Game: 52.9%

**Officials:** Keith Kimble, Kelly Pfeifer, Bill Ek  
**Attendance:** 14,797 **Halftime Score:** Rutgers, 32-25  
**Record:** Rutgers 12-14, 5-11, MSU 22-5, 13-3

Michigan State	FG	3FG	FT	O-D-R	PF	PTS	A	T	B	S	MIN
11 Aaron Henry, f	1-6	0-4	4-4	5-2	7	1	6	0	1	0	23
23 Xavier Tillman, f	7-12	0-1	5-6	3-7	10	2	19	1	1	1	33
25 Kenny Goins, f	2-7	1-3	0-0	5-7	12	3	5	3	4	0	35
5 Cassius Winston, g	8-17	3-8	9-10	0-5	5	0	28	8	3	0	36
20 Matt McQuaid, g	3-8	3-7	2-2	1-4	5	2	11	2	2	0	37
0 Kyle Ahrens	0-3	0-0	0-0	0-2	4	0	0	3	0	1	20
3 Foster Loyer	0-1	0-1	0-0	0-0	0	0	0	0	0	0	2
13 Gabe Brown	0-0	0-0	0-0	0-0	0	0	0	0	0	0	1
15 Thomas Kithier	0-1	0-0	0-0	0-1	1	2	2	0	0	0	11
30 Marcus Bingham Jr.	0-0	0-0	0-0	0-0	0	0	0	0	0	0	2
TEAM				0-3							
<b>Totals</b>	<b>22-55</b>	<b>7-20</b>	<b>20-22</b>	<b>14-31</b>	<b>45</b>	<b>14</b>	<b>71</b>	<b>14</b>	<b>14</b>	<b>1</b>	<b>4</b>

TOTAL FG%	1st: 9-30 30.0%	2nd: 13-25 52.0%	Game: 40.0%
3-PT FG%	1st: 4-11 36.4%	2nd: 3-9 33.3%	Game: 35.0%
F Throw%	1st: 3-4 75.0%	2nd: 17-18 94.4%	Game: 90.9%

### Key Moment

MSU trailed by seven points, 32-25, at the break and fell behind by 11, 36-25, after Rutgers scored the first two baskets of the second half. The Spartans still trailed by seven, 40-33, before going on a 20-3 run to take a 53-43 lead en route to the win.

### Notes

- Cassius Winston scored 28 points and handed out eight assists to lead three players in double figures.
- Xavier Tillman had a double-double 19 points and 10 rebounds, while Matt McQuaid chipped in 11 points and five rebounds and Kenny Goins added five points and a game-high 12 rebounds.
- After shooting only 30.0 percent on the first half (9-of-30), the Spartans connected on 52.0 percent of their shots in the second half (13-of-25).
- MSU held Rutgers to just 15 points over the first 16:17 of the second half and outscored the Scarlet Knights, 46-28, in the second half.
- The Spartans connected on 90.9 percent of their free throws (20-of-22).





## 2018-19 BOX SCORES

GAME 28

#10 Michigan State . . . . . 77  
at #7 Michigan . . . . . 70  
Feb. 24, 2019 • Ann Arbor, Mich. • Crisler Center

Michigan State	FG	3FG	FT	O-D-R	PF	PTS	A	T	B	S	MIN
11 Aaron Henry, f	1-3	0-1	2-2	0-2-2	3	4	2	0	0	0	16
23 Xavier Tillman, f	6-8	0-0	2-2	1-4-5	4	14	2	0	0	0	31
25 Kenny Goins, f	6-13	3-9	1-2	2-9-11	0	16	1	1	0	0	38
5 Cassius Winston, g	7-13	0-3	13-14	0-2-2	1	27	8	3	0	2	40
20 Matt McQuaid, g	3-8	2-5	5-8	3-2-5	3	13	2	1	0	0	37
0 Kyle Ahrens	0-2	0-2	1-2	0-3-3	3	1	0	1	1	3	22
13 Gabe Brown	0-0	0-0	0-0	0-0-0	0	0	0	0	0	1	5
15 Thomas Kithier	1-1	0-0	0-0	1-2-3	2	2	0	0	1	0	11
TEAM			1-1-2								
<b>Totals</b>	<b>24-48</b>	<b>5-20</b>	<b>24-30</b>	<b>8-25-33</b>	<b>16</b>	<b>77</b>	<b>15</b>	<b>6</b>	<b>3</b>	<b>5</b>	<b>200</b>

TOTAL FG% 1st: 14-25 56.0% 2nd: 10-23 43.5% Game: 50.0%  
3-Pt. FG% 1st: 5-12 41.7% 2nd: 0-8 0.0% Game: 25%  
F Throw% 1st: 6-9 66.7% 2nd: 18-21 85.7% Game: 80.0%

Michigan	FG	3FG	FT	O-D-R	PF	PTS	A	T	B	S	MIN
13 Ignas Brazdeikis, f	5-11	1-4	5-6	4-5-9	4	16	0	2	0	1	33
15 Hailey Brown, f	3-5	0-0	4-5	4-7-11	2	10	0	1	1	1	32
1 Jon Teske, c	1-8	0-2	2-2	0-0-0	1	4	1	1	0	0	28
2 Jordan Poole, g	5-13	2-8	3-3	0-1-1	4	15	2	1	0	0	35
3 Xavier Simpson, g	7-15	2-7	3-4	0-5-5	3	19	2	1	0	1	40
00 Naz Hillmon	0-1	0-0	0-0	0-0-0	1	0	0	0	0	0	4
4 Isaiah Livers	2-3	2-3	0-0	0-1-1	2	6	1	2	1	0	18
23 Brandon Johns Jr.	0-0	0-0	0-0	0-0-0	1	0	0	0	0	0	2
55 Eli Brooks	0-2	0-2	0-0	1-0-1	0	0	0	0	0	0	8
TEAM			3-0-3								
<b>Totals</b>	<b>23-58</b>	<b>7-26</b>	<b>17-20</b>	<b>12-19-31</b>	<b>18</b>	<b>70</b>	<b>6</b>	<b>9</b>	<b>2</b>	<b>3</b>	<b>200</b>

TOTAL FG% 1st: 13-30 43.3% 2nd: 10-28 35.7% Game: 39.7%  
3-Pt. FG% 1st: 5-12 41.7% 2nd: 2-14 14.3% Game: 26.9%  
F Throw% 1st: 6-7 85.7% 2nd: 11-13 84.6% Game: 85.0%

**Officials:** Steve McJunkins, DJ Carlstensen, Terry Oglesby  
**Attendance:** 12,707 **Halftime Score:** MSU, 39-37  
**Record:** MSU 23-5, Michigan 24-4

**Key Moment**

Michigan State trailed by as many as six points (51-45) in the second half but used a 10-2 run to take a 62-55 lead and locked down Michigan during the latter stages.

**Notes**

- Cassius Winston scored 19 of his game-high 27 points in the second half to lead MSU.
- Kenny Goins had a double-double with 16 points and 11 rebounds, while Xavier Tillman had 14 points and five rebounds and Matt McQuaid finished with 13 points and five rebounds.
- Goins scored 13 of his 16 points in the first half, hitting a trio of 3-pointers.
- The Spartans committed only six turnovers.
- MSU connected on 50.0 percent of its field goals (24-of-48) and 80.0 percent of its free throws (24-of-30).
- Winston moved into 31st on the all-time MSU scoring list with 1,215 points.
- In surpassing the 1,200-point mark for his career, Winston is now one of four players in MSU history with at least 1,200 points and 600 assists (Mateen Cleaves, Scott Skiles and Denzel Valentine).



Cassius Winston played all 40 minutes and scored 27 points to lead MSU past UM.



Kenny Goins had a double-double with 16 points and 11 rebounds against Michigan.



The bench reacts after a big basket in a road win at Michigan.



2018-19 BOX SCORES

**GAME 29** #6 Michigan State . . . . . 62  
 at Indiana . . . . . 63  
 March 2, 2019 • Bloomington, Ind. • Assembly Hall

Michigan State	FG	3FG	FT	O-D-R	PF	PTS	A	T	B	S	M IN
11 Aaron Henry, f	3-8	1-2	0-0	1-5	6	1	7	1	4	0	35
23 Xavier Tillman, f	5-9	0-0	1-1	3-7	10	3	11	1	2	4	32
25 Kenny Goins, f	5-8	4-7	0-0	1-2	3	2	14	1	4	1	38
05 Cassius Winston, g	8-12	1-1	3-4	0-5	5	1	20	11	3	0	38
20 Matt McQuaid, g	3-8	0-4	0-0	0-5	2	6	2	0	0	0	35
00 Kyle Ahrens	0-0	0-0	0-0	0-0	2	0	0	1	0	1	10
03 Foster Loyer	0-1	0-1	0-0	0-0	0	0	0	0	0	0	2
15 Thomas Kithier	2-2	0-0	0-0	0-1	1	0	4	0	0	0	10
TEAM	0-0										
<b>Totals</b>	<b>26-48</b>	<b>6-15</b>	<b>4-5</b>	<b>5-25</b>	<b>30</b>	<b>11</b>	<b>62</b>	<b>16</b>	<b>14</b>	<b>5</b>	<b>2 200</b>

TOTAL FG% 1st: 15-25 60.0% 2nd: 11-23 47.8% Game: 54.2%  
 3-Pt. FG% 1st: 3-7 42.9% 2nd: 3-8 37.5% Game: 40.0%  
 F Throw% 1st: 2-2 100.0% 2nd: 2-3 66.7% Game: 80.0%

Indiana	FG	3FG	FT	O-D-R	PF	PTS	A	T	B	S	M IN
3 Justin Smith	9-19	3-6	3-5	3-1-4	2	24	0	1	0	0	34
13 Juwan Morgan	2-8	1-2	2-3	3-8	11	3	7	4	1	0	36
00 Romeo Langford	4-14	0-4	1-3	1-3-4	1	9	0	2	1	2	37
1 Aljami Durham	1-4	1-4	0-0	0-1-1	2	3	1	1	0	1	22
10 Rob Phinisee	2-6	1-3	0-0	0-3-3	2	5	5	1	1	0	33
11 Devonte Green	4-7	3-5	2-2	2-0-2	0	13	4	1	0	3	26
15 Zach McRoberts	0-0	0-0	0-0	0-0-0	0	0	0	0	0	0	3
20 DeRon Davis	1-3	0-0	0-0	3-0-3	0	2	0	1	0	1	8
25 Race Thompson	0-0	0-0	0-0	0-0-0	0	0	0	0	0	0	1
TEAM	3-0-3										
<b>Totals</b>	<b>23-61</b>	<b>9-24</b>	<b>8-13</b>	<b>15-16</b>	<b>31</b>	<b>10</b>	<b>63</b>	<b>14</b>	<b>8</b>	<b>2 10</b>	<b>200</b>

TOTAL FG% 1st: 10-29 34.5% 2nd: 13-32 40.6% Game: 37.7%  
 3-Pt. FG% 1st: 5-14 35.7% 2nd: 4-10 40.0% Game: 37.5%  
 F Throw% 1st: 3-5 60.0% 2nd: 5-8 62.5% Game: 61.5%

**Officials:** Paul Szlec, Larry Scirotto, Bo Boroski  
**Attendance:** 17,222 **Halftime Score:** MSU, 35-28  
**Record:** MSU 23-6; Rutgers 15-14

**Key Moment**

Michigan State led for more than 36 minutes and still maintained a six-point edge, 62-56, but went scoreless over the final 4:13 as Indiana drew closer. IU took a 63-62 lead and the Spartans had a chance to win at the buzzer, but could not connect.

**Notes**

- Cassius Winston led the Spartans with 20 points, 11 assists and five rebounds.
- This was Winston's fifth double-double this season and the 10th of his career.
- Xavier Tillman had a double-double with 11 points and 10 rebounds, while adding four blocked shots, and redshirt senior Kenny Goins scored 14 points on 4-of-7 shooting from behind the 3-point line.
- Indiana out-rebounded Michigan State, 31-30, including 20-11 in the second half. The Hoosiers collected 15 offensive rebounds.
- The Spartans committed 14 turnovers and Indiana scored 15 points off turnovers.
- The Spartans attempted a season-low five free throws and hit a season-low four.

**GAME 30** Nebraska . . . . . 76  
 #6 Michigan State . . . . . 91  
 March 5, 2019 • East Lansing, Mich. • Breslin Center

Michigan State	FG	3FG	FT	O-D-R	PF	PTS	A	T	B	S	M IN
11 Aaron Henry, f	5-8	1-2	4-4	1-4	5	3	15	3	1	1	23
23 Xavier Tillman, f	4-10	1-2	2-2	2-6	8	2	11	1	2	2	29
25 Kenny Goins, f	8-13	6-9	2-2	3-5	8	3	24	3	0	0	28
5 Cassius Winston, g	4-9	0-3	0-1	1-3	4	1	8	10	3	0	31
20 Matt McQuaid, g	6-7	4-5	6-6	0-5	5	1	22	4	1	0	29
3 Foster Loyer	0-1	0-0	0-0	0-0-0	2	0	1	2	0	0	11
10 Jack Hoiberg	0-0	0-0	0-0	0-0-0	0	0	0	0	0	0	1
13 Gabe Brown	1-7	0-3	0-0	2-2	4	1	2	0	1	0	22
14 Brock Washington	1-1	0-0	1-1	0-0-0	3	0	0	0	0	0	1
15 Thomas Kithier	3-4	0-0	0-1	1-2	3	6	0	1	0	0	19
30 Marcus Bingham Jr,0	0-0	0-0	0-0	0-0-0	0	0	0	0	0	0	3
40 Braden Burke	0-0	0-0	0-0	0-0-0	0	0	0	0	0	0	1
41 Conner George	0-0	0-0	0-0	0-1-1	1	0	0	0	0	0	2
TEAM	1-2-3										
<b>Totals</b>	<b>32-60</b>	<b>12-24</b>	<b>15-17</b>	<b>11-39</b>	<b>41</b>	<b>17</b>	<b>91</b>	<b>22</b>	<b>10</b>	<b>4 3</b>	<b>200</b>

TOTAL FG% 1st: 16-27 59.3% 2nd: 16-33 48.5% Game: 53.3%  
 3-Pt. FG% 1st: 9-14 64.3% 2nd: 3-10 30% Game: 50%  
 F Throw% 1st: 6-6 100% 2nd: 9-11 81.8% Game: 88.2%

Nebraska	FG	3FG	FT	O-D-R	PF	PTS	A	T	B	S	M IN
15 Isaiah Roby, f	3-8	1-3	3-5	2-7	9	3	10	5	3	2	37
20 Tanner Borchardt, f	0-2	0-0	2-4	3-1	4	2	0	2	0	2	26
00 James Palmer, f	11-24	4-10	4-6	2-2	4	2	30	0	1	0	39
1 Amir Harris, g	2-6	0-0	0-0	1-4	5	2	4	2	1	0	31
5 Glynn Watson Jr, g	9-17	5-10	2-3	0-4	4	2	25	4	2	0	38
4 Johnny Trueblood	0-0	0-0	2-2	1-0	1	0	2	0	0	0	1
25 Nana Akenten	0-3	0-3	1-4	2-1	3	1	1	0	0	0	12
33 Justin Costello	0-0	0-0	0-0	0-0-0	0	0	0	0	0	0	1
34 Thorir Thorbjarnarson	0-1	0-1	0-0	0-0-0	0	0	0	0	0	0	4
45 Brady Heiman	1-1	0-0	0-0	0-0-0	3	2	0	0	0	0	11
TEAM	2-0-2										
<b>Totals</b>	<b>26-62</b>	<b>10-27</b>	<b>14-24</b>	<b>13-19</b>	<b>32</b>	<b>17</b>	<b>76</b>	<b>11</b>	<b>9</b>	<b>2 5</b>	<b>200</b>

TOTAL FG% 1st: 10-32 31.3% 2nd: 16-30 53.3% Game: 41.9%  
 3-Pt. FG% 1st: 4-12 33.3% 2nd: 6-15 40.0% Game: 37%  
 F Throw% 1st: 5-9 55.6% 2nd: 9-15 60.0% Game: 58.3%

**Officials:** Rob Riley, Bill Ek, Terry Wymers  
**Attendance:** 14,797 **Halftime Score:** MSU, 47-29  
**Record:** MSU 24-6, 15-4, Nebraska 15-15, 5-14

**Key Moment**

MSU led by 18 points at the break, 47-29, and the Spartans took their biggest lead, 49-29, early in the second half, but Nebraska outscored Michigan State 25-5, over a span of 7:12 and pulled to within 62-54. The Spartans responded with a 7-1 burst to seal the win.

**Notes**

- Kenny Goins scored a career-high 24 points and hit a career-best six 3-pointers and Matt McQuaid had a career-high 22 points.
- Freshman forward Aaron Henry scored a career-high 15 points and had five rebounds, while Xavier Tillman added 11 points and eight rebounds and Cassius Winston chipped in eight points and 10 assists.
- After turning the ball over nine times in the first half, MSU committed only one in the second half.
- Winston handed out 10 assists, his seventh game with double-figure assists and his 26th game this season with at least six assists.



## 2018-19 BOX SCORES

GAME  
**31**#7 Michigan . . . . . 63  
#9 Michigan State . . . . . 75  
March 9, 2019 • East Lansing, Mich. • Breslin Center

Michigan	FG	3FG	FT	O-D-R	PF	PTS	A	T	B	S	MIN
4 Isaiah Livers, f	2-6	1-4	0-0	0-2-2	2	5	1	0	0	0	26
13 Ignas Brazdeikis, f	7-12	3-3	3-4	0-4-4	5	20	0	1	0	0	22
15 Jon Teske, c	3-5	0-2	2-2	2-1-3	3	8	1	1	1	0	27
2 Jordan Poole, g	6-15	3-7	0-0	0-1-1	2	15	1	0	0	1	38
3 Xavier Simpson, g	3-13	0-3	0-0	1-2-3	2	6	5	2	0	3	35
00 David DeJulius	1-5	0-1	0-1	0-1-1	1	2	2	0	0	1	7
5 Adrian Nunez	0-0	0-0	0-0	0-0-0	0	0	0	0	0	0	1
11 Colin Castleton	1-1	0-0	0-0	0-1-1	2	2	0	0	0	1	9
23 Brandon Johns Jr.	0-1	0-1	0-0	0-0-0	3	0	0	1	0	0	13
51 Austin Davis	0-0	0-0	0-0	0-0-0	0	0	0	0	0	0	1
55 Eli Brooks	2-4	1-1	0-0	0-3-3	0	5	0	0	0	2	21
TEAM				1-1-2							
<b>Totals</b>	<b>25-62</b>	<b>8-22</b>	<b>5-7</b>	<b>4-16-20</b>	<b>20</b>	<b>63</b>	<b>10</b>	<b>5</b>	<b>1</b>	<b>8</b>	<b>200</b>

TOTAL FG%	1st: 15-30 50.0%	2nd: 10-32 31.3%	Game: 40.3%
3-Pt. FG%	1st: 5-11 45.5%	2nd: 3-11 27.3%	Game: 36.4%
F Throw%	1st: 0-1 0.0%	2nd: 5-6 83.3%	Game: 71.4%

Michigan State	FG	3FG	FT	O-D-R	PF	PTS	A	T	B	S	MIN
11 Aaron Henry, f	3-7	1-2	2-4	3-5-8	3	9	2	0	1	0	31
23 Xavier Tillman, f	4-5	0-0	9-12	3-3-6	2	17	1	3	5	2	33
25 Kenny Goins, f	3-6	3-6	0-0	3-13-16	1	9	1	2	2	0	39
5 Cassius Winston, g	7-17	1-6	8-9	0-4-4	3	23	7	5	0	0	32
20 Matt McQuaid, f	3-9	1-6	2-3	1-2-3	0	9	0	2	0	0	35
0 Kyle Ahrens	2-3	0-1	0-0	0-4-4	0	4	0	0	0	0	15
3 Foster Loyer	0-1	0-1	2-2	0-0-0	2	2	1	0	0	0	7
15 Thomas Kithier	1-1	0-0	0-0	0-0-0	1	2	0	1	0	1	8
30 Marcus Bingham Jr.	0-0	0-0	0-0	0-0-0	0	0	0	0	0	0	1
41 Conner George	0-0	0-0	0-0	0-0-0	0	0	0	0	0	0	1
TEAM				1-3-4							
<b>Totals</b>	<b>23-49</b>	<b>6-22</b>	<b>23-30</b>	<b>11-35-46</b>	<b>12</b>	<b>75</b>	<b>12</b>	<b>13</b>	<b>8</b>	<b>3</b>	<b>200</b>

TOTAL FG%	1st: 9-22 40.9%	2nd: 14-27 51.8%	Game: 46.9%
3-Pt. FG%	1st: 2-10 20.0%	2nd: 4-12 33.3%	Game: 27.3%
F Throw%	1st: 9-12 75.0%	2nd: 14-18 77.8%	Game: 76.7%

**Officials:** Keith Kimble, Lamont Simpson, Terry Oglesby  
**Attendance:** 14,797 **Halftime Score:** Michigan, 35-29  
**Record:** Michigan 26-5, 15-5; MSU 25-6, 16-4

**Key Moment**

Cassius Winston scored 16 of his 23 points in the second half and handed out seven assists as No. 9 Michigan State used a big second half run to pull away from No. 7 Michigan for a 75-63 win. The win clinched a share of the Big Ten Regular Season Championship for Michigan State, the program's second-straight regular season title, the ninth under head coach Tom Izzo and MSU's 15th regular season championship.

**Notes**

- Xavier Tillman added 17 points, six rebounds and five blocked shots, while Kenny Goins added nine points and 16 rebounds.
- Michigan State finished the Big Ten season with a 16-4 conference record, the second-straight season the Spartans have won 16 games in league play (32-6 in the last two years).
- Michigan State became just the second Big Ten school to win 32 conference games over a two-year span, joining the 1974-75 and 1975-76 Indiana Hoosiers, who won 36 over a two-year period.
- MSU captured its 15th regular-season Big Ten Championship. That's the second most in the conference since MSU joined the Big Ten in 1950-51, trailing only Indiana (19).



Cassius Winston scored 23 points as MSU clinched a share of the Big Ten title in the win over Michigan.



Senior Matt McQuaid scored nine points in his final game at the Breslin Center.



Kenny Goins scored nine points and grabbed 16 rebounds against Michigan.



2018-19 BOX SCORES



Freshman Foster Loyer came off the bench to score 14 points against Ohio State.



Head Coach Tom Izzo won his 600th career game in MSU's win over Ohio State in the Big Ten Tournament.



The team celebrated Tom Izzo after winning his 600th game in the locker room after the Ohio State win.

GAME <b>32</b>	Ohio State . . . . .	70
	Michigan State . . . . .	77
	March 15, 2019 • Chicago, Ill. • United Center	

Ohio State	FG	3FG	FT	O-D-R	PF	PTS	A	T	B	S	MIN
24 Andre Wesson, f	5-8	4-5	0-0	1-2-3	2	14	3	3	0	0	35
34 Kaleb Wesson, f	3-7	1-1	0-0	1-2-3	5	7	1	1	0	0	16
2 Musa Jallow, f	2-3	1-1	2-2	1-1-2	3	7	1	1	0	0	27
9 C.J. Jackson, g	3-10	2-8	0-0	0-3-3	4	8	5	2	0	2	28
32 Keyshawn Woods, g	5-8	2-4	4-4	0-1-1	3	16	1	4	0	1	27
1 Luther Muhammad	2-5	1-3	2-2	0-2-2	3	7	1	2	0	2	18
4 Duane Washington Jr.	2-6	1-3	0-0	0-3-3	0	5	2	2	0	0	14
10 Justin Ahrens	0-2	0-1	0-0	0-0-0	1	0	1	0	0	0	8
25 Kyle Young	2-3	0-0	2-2	0-3-3	0	6	4	0	1	1	27
TEAM	2-2-4 1										
Totals	24-52	12-26	10-10	5-19-24	21	70	19	15	1	6	200

TOTAL FG%	1st: 13-30 43.3%	2nd: 10-28 35.7%	Game: 39.7%
3-Pt. FG%	1st: 5-12 41.7%	2nd: 2-14 14.3%	Game: 26.9%
F Throw%	1st: 6-7 85.7%	2nd: 11-13 84.6%	Game: 85.0%

Michigan State	FG	3FG	FT	O-D-R	PF	PTS	A	T	B	S	MIN
11 Aaron Henry, f	4-10	0-0	0-0	0-3-3	2	8	1	0	0	1	26
23 Xavier Tillman, f	3-7	0-0	1-2	3-3-6	2	7	1	1	1	2	22
25 Kenny Goins, f	3-9	2-8	0-0	0-3-3	1	8	6	1	1	0	34
5 Cassius Winston, g	4-7	1-2	9-9	1-6-7	1	18	5	4	0	1	22
20 Matt McQuaid, g	3-4	0-1	6-6	0-1-1	4	12	4	1	0	0	27
0 Kyle Ahrens	0-1	0-1	0-0	0-1-1	0	0	0	0	0	1	18
3 Foster Loyer	5-7	4-5	0-0	0-1-1	1	14	3	1	0	2	18
13 Gabe Brown	0-0	0-0	0-0	0-0-0	0	0	0	0	0	0	9
15 Thomas Kithier	1-1	0-0	0-0	0-0-0	1	2	0	0	0	0	9
30 Marcus Bingham Jr.	0-0	0-0	0-0	0-0-0	0	0	0	0	1	0	1
44 Nick Ward	3-4	0-0	2-4	1-1-2	4	8	0	2	1	1	14
TEAM	1-2-3										
Totals	26-50	7-17	18-21	6-21-27	16	77	20	11	3	8	200

TOTAL FG%	1st: 14-22 63.6%	2nd: 12-28 42.9%	Game: 52.0%
3-Pt. FG%	1st: 3-6 50.0%	2nd: 4-11 36.4%	Game: 41.2%
F Throw%	1st: 5-6 83.3%	2nd: 13-15 86.7%	Game: 85.7%

**Officials:** Rob Riley, Paul Szcel, Terry Oglesby  
**Attendance:** 17,389 **Halftime Score:** MSU, 36-30  
**Record:** MSU 26-6, Ohio State 19-14

**Key Moment**

MSU led by six points, 36-30, at the break, but Ohio State outscored the Spartans 10-2 over the opening 1:09 and took a 40-38 lead. The Spartans broke open a close game with a 24-8 run midway through the second half to make a five-point game (51-46) turn into a 21-point advantage (75-54).

**Notes**

- The win was the 600th career victory for Michigan State head coach Tom Izzo.
- Izzo is one of 54 Division I coaches with at least 600 wins in their career and the 10th coach to accomplish the goal at one school.
- Cassius Winston scored 18 points, grabbed seven rebounds and had five assists and Foster Loyer scored a career high 14 points.
- Matt McQuaid added 12 points and four assists, while Nick Ward, playing for the first time in five games, had eight points and two rebounds and Aaron Henry added eight points and three rebounds.
- Michigan State advances to the Big Ten Tournament Semifinals for the 15th time in program history. It is the seventh semifinal appearance in the last eight years.





## 2018-19 BOX SCORES

**GAME 33** Wisconsin . . . . . 55  
Michigan State . . . . . 67  
March 16, 2019 • Chicago, Ill. • United Center

Wisconsin	FG	3FG	FT	O-D-R	PF	PTS	A	T	B	S	MIN
22 Ethan Happ, f	10-20	0-0	0-1	1-5-6	3	20	3	1	4	2	33
35 Nathan Reuvers, f	0-7	0-2	0-1	1-1-2	1	0	2	0	0	0	20
00 D'Mitrik Trice, f	3-10	1-6	0-0	0-4-4	5	7	3	1	0	2	31
21 Khalil Iverson, g	3-5	0-0	2-3	4-1-5	2	8	0	1	0	1	27
34 Brad Davison, g	2-9	0-5	1-1	1-2-3	1	5	1	0	1	1	32
1 Brevin Pritzl	0-0	0-0	0-0	0-2-2	1	0	0	0	0	0	7
2 Aleem Ford	0-3	0-2	0-0	0-2-2	0	0	0	0	0	0	14
3 Walt McGroory	0-0	0-0	0-0	0-0-0	0	0	0	0	0	0	1
13 Tai Strickland	0-1	0-0	0-0	0-0-0	0	0	0	0	0	0	1
15 Charles Thomas IV	1-3	0-1	0-0	1-0-1	1	1	0	0	0	1	7
23 Kobe King	5-10	1-3	2-3	1-2-3	1	13	0	2	0	0	26
31 Michael Ballard	0-0	0-0	0-0	0-0-0	0	0	0	0	0	0	1
TEAM				1-1-2							
<b>Totals</b>	<b>24-68</b>	<b>2-19</b>	<b>5-9</b>	<b>10-20-30</b>	<b>15</b>	<b>55</b>	<b>9</b>	<b>5</b>	<b>5</b>	<b>7</b>	<b>200</b>

TOTAL FG% 1st: 12-31 38.7% 2nd: 12-37 32.4% Game: 35.3%  
3-Pt. FG% 1st: 2-10 20.0% 2nd: 0-9 0.0% Game: 10.5%  
F Throw% 1st: 1-2 50.0% 2nd: 4-7 57.1% Game: 55.6%

Michigan State	FG	3FG	FT	O-D-R	PF	PTS	A	T	B	S	MIN
11 Aaron Henry, f	2-6	2-2	0-0	1-10-11	3	6	2	3	0	1	30
23 Xavier Tillman, f	5-8	0-1	7-9	1-6-7	2	17	4	1	1	0	29
25 Kenny Goins, f	4-9	4-7	1-2	1-11-12	1	13	4	2	2	0	36
5 Cassius Winston, g	9-17	1-5	2-2	1-1-2	2	21	6	2	0	0	28
20 Matt McQuaid, g	2-9	2-5	2-2	0-1-1	2	8	1	3	0	2	37
00 Kyle Ahrens	0-1	0-0	0-0	1-1-2	0	0	1	0	0	0	8
3 Foster Loyer	0-1	0-1	0-0	0-2-2	1	0	0	1	0	0	12
13 Gabe Brown	0-0	0-0	0-0	0-1-1	1	0	0	0	0	0	5
15 Thomas Kithier	0-0	0-0	0-0	0-1-1	0	0	0	0	0	0	4
44 Nick Ward	1-2	0-0	0-0	1-2-3	4	2	0	2	1	1	11
TEAM				2-0-2							
<b>Totals</b>	<b>23-53</b>	<b>9-21</b>	<b>12-15</b>	<b>8-36-44</b>	<b>16</b>	<b>67</b>	<b>18</b>	<b>15</b>	<b>4</b>	<b>4</b>	<b>200</b>

TOTAL FG% 1st: 13-29 44.8% 2nd: 10-24 41.7% Game: 43.4%  
3-Pt. FG% 1st: 7-12 58.3% 2nd: 2-9 22.2% Game: 42.9%  
F Throw% 1st: 2-3 66.7% 2nd: 10-12 83.3% Game: 80.0%

**Officials:** Courtney Green, Kelly Pfeifer, Terry Oglesby  
**Attendance:** 18,468 **Halftime Score:** MSU, 35-27  
**Record:** MSU 27-6; Rutgers 23-10

**Key Moment**

In a game Michigan State led from the tip, the Spartans took a 17-point lead in the first half (27-10) and led by eight at halftime (35-27), but never were able to shake the Badgers, who continued to stay within striking distance.

**Notes**

- Cassius Winston scored 21 points and had six assists and Kenny Goins had a double-double with 13 points and 12 rebounds.
- Xavier Tillman added 17 points and seven rebounds and Aaron Henry added six points and a career-high 11 rebounds for the Spartans.
- The Spartans will play for their sixth Big Ten Tournament championship on Sunday (1999, 2000, 2012, 2014 and 2016).
- Michigan State now has a 10-3 record as the No. 1 seed in the Big Ten Tournament.
- It marks Michigan State's seventh appearance in the Big Ten Tournament Championship game.
- The Spartans now have a 6-4 record against Wisconsin in the Big Ten Tournament

**GAME 34** Michigan . . . . . 60  
Michigan State . . . . . 65  
March 17, 2019 • Chicago, Ill. • United Center

Michigan	FG	3FG	FT	O-D-R	PF	PTS	A	T	B	S	MIN
13 Ignas Brazdskis, f	6-13	4-8	3-4	0-6-6	1	19	1	2	0	0	38
15 Jon Teske, c	4-8	0-2	2-2	0-10-10	4	10	2	0	3	1	32
1 Charles Matthews, g	1-3	0-0	0-0	0-1-1	1	2	0	1	0	1	21
2 Jordan Poole, g	3-11	2-9	5-6	0-4-4	3	13	2	1	0	1	37
3 Zavier Simpson, g	3-9	0-3	0-0	0-4-4	1	6	10	1	0	1	35
4 Isaiah Livers,	3-5	2-2	0-0	0-0-0	1	8	0	2	0	2	25
11 Colin Castleton	0-0	0-0	0-0	0-0-0	0	0	0	0	1	0	2
55 Eli Brooks	1-2	0-1	0-0	0-1-1	0	2	0	0	0	0	10
TEAM				3-0-3							
<b>Totals</b>	<b>21-51</b>	<b>8-25</b>	<b>10-12</b>	<b>3-26-29</b>	<b>11</b>	<b>60</b>	<b>17</b>	<b>6</b>	<b>5</b>	<b>5</b>	<b>200</b>

TOTAL FG% 1st: 11-24, 45.8% 2nd: 10-27, 37.0% Game: 41.2%  
3-Pt. FG% 1st: 4-12, 33.3% 2nd: 4-13, 30.8% Game: 32.0%  
F Throw% 1st: 5-6, 83.3% 2nd: 5-6, 83.3% Game: 83.3%

Michigan State	FG	3FG	FT	O-D-R	PF	PTS	A	T	B	S	MIN
11 Aaron Henry, f	2-6	0-0	2-4	2-3-5	1	6	0	2	1	0	35
23 Xavier Tillman, f	4-7	0-0	1-3	4-7-11	2	9	0	1	1	0	24
25 Kenny Goins, f	0-6	0-4	2-2	1-6-7	0	2	0	2	0	1	40
5 Cassius Winston, g	5-13	1-4	3-3	0-3-3	2	14	11	3	1	0	38
20 Matt McQuaid, g	8-15	7-13	4-4	0-4-4	3	27	0	1	1	0	38
00 Kyle Ahrens	1-2	1-2	0-0	0-0-0	0	3	0	0	0	0	6
3 Foster Loyer	0-0	0-0	0-0	0-0-0	0	0	2	1	0	0	2
15 Thomas Kithier	0-0	0-0	0-0	1-0-1	1	0	0	1	1	0	8
44 Nick Ward	2-6	0-0	0-0	1-1-2	1	4	1	0	0	0	8
TEAM				2-3-5							
<b>Totals</b>	<b>22-55</b>	<b>9-23</b>	<b>12-16</b>	<b>11-27-38</b>	<b>10</b>	<b>65</b>	<b>14</b>	<b>9</b>	<b>6</b>	<b>2</b>	<b>200</b>

TOTAL FG% 1st: 9-28, 32.1% 2nd: 13-27, 48.1% Game: 40.0%  
3-Pt. FG% 1st: 5-12, 41.7% 2nd: 4-11, 36.4% Game: 39.1%  
F Throw% 1st: 0-0, 0.0% 2nd: 12-16, 75.0% Game: 75.0%

**Officials:** Paul Szelc, Larry Sciroto, Bo Boroski  
**Attendance:** 18,615 **Halftime Score:** Michigan, 31-23  
**Record:** Michigan 28-6; MSU 28-6

**Key Moment**

Top-seeded Michigan State mounted a furious comeback in the second half and junior guard Cassius Winston hit a go-ahead layup to give the Spartans the lead and Kenny Goins hit free throws to seal a 65-60 win in the Big Ten Championship game.

**Notes**

- Matt McQuaid scored a career-high 27 points, connecting on a career-best seven 3-pointers to lead MSU, while Winston had 14 points (11 in the second half) and 11 assists.
- Winston was named the Most Outstanding Player of the tournament.

2018-19 BOX SCORES



Matt McQuaid hit an MSU Big Ten Tournament record seven 3-pointers in the title game against Michigan.



Cassius Winston was named the Most Outstanding Player of the Big Ten Tournament.



The Rev. Jesse Jackson spoke to the team after winning the Big Ten Championship.

GAME 35  
 Bradley . . . . . 65  
 Michigan State . . . . . 76  
 March 21, 2019 • Des Moines, Iowa • Wells Fargo Arena

Bradley	FG	3FG	FT	O-D-R	PF	PTS	A	T	B	S	MIN
10 Elijah Childs, f	9-14	1-2	0-2	1-5-6	3	19	1	1	3	0	34
13 Luuk van Bree, f	1-5	1-2	0-0	0-3-3	2	3	0	1	0	0	14
2 Lugman Lundy, g	1-1	0-0	2-2	0-2-2	3	4	0	0	1	0	27
5 Darrell Brown, g	6-14	4-7	1-2	0-0-0	3	17	2	0	1	38	
23 D. Lautier-Oguni, g	2-6	2-6	8-10	1-7-8	4	14	2	2	0	0	33
1 Ari Boya	0-0	0-0	0-0	0-0-0	0	0	0	0	0	0	2
3 Antoine Pittman	0-0	0-0	0-0	0-0-0	0	0	0	0	0	0	0+
4 Armon Brummett	0-0	0-0	0-0	0-0-0	0	0	0	0	0	0	2
12 Koch Bar	0-2	0-0	1-2	0-1-1	2	1	1	1	0	0	16
14 Peter Hanley	0-0	0-0	0-0	0-0-0	0	0	0	0	0	0	0+
22 Ja'Shon Henry	1-3	0-0	0-0	0-0-0	5	2	0	0	0	0	12
25 Nate Kennell	2-6	1-3	0-0	0-2-2	5	5	2	2	0	1	22
35 Jayden Hodgson	0-1	0-1	0-0	0-0-0	0	0	0	0	0	0	0+
TEAM	1-3-4										
Totals	22-52	9-21	12-18	3-23-26	22	65	12	10	3	3	200

TOTAL FG% 1st: 11-24, 45.8% 2nd: 11-28, 39.3% Game: 42.3%  
 3-Pt. FG% 1st: 6-9, 66.7% 2nd: 3-12, 25.0% Game: 42.9%  
 F Throw% 1st: 7-10, 70.0% 2nd: 5-8, 62.5% Game: 66.7%

Michigan State	FG	3FG	FT	O-D-R	PF	PTS	A	T	B	S	MIN
11 Aaron Henry, f	3-7	0-2	2-2	1-2-3	3	8	1	5	1	0	29
23 Xavier Tillman, f	5-8	0-0	6-6	2-9-11	4	16	1	1	2	1	31
25 Kenny Goins, f	1-10	0-7	1-2	3-6-9	0	3	1	0	2	1	38
5 Cassius Winston, g	8-17	2-5	8-8	0-3-3	2	26	4	1	0	0	39
20 Matt McQuaid, g	4-6	2-4	0-0	0-2-2	3	10	1	0	0	0	39
3 Foster Loyer	0-0	0-0	0-0	0-0-0	0	0	1	0	0	1	2
10 Jack Hoiberg	0-0	0-0	0-0	0-0-0	0	0	0	0	0	0	0+
13 Gabe Brown	1-2	1-1	0-0	1-1-2	2	3	0	0	0	0	7
15 Thomas Kithier	0-0	0-0	0-0	0-0-0	0	0	0	0	0	0	0+
41 Conner George	0-0	0-0	2-2	0-1-1	2	2	0	0	0	0	5
44 Nick Ward	1-4	0-0	6-6	1-4-5	2	8	0	2	0	0	10
TEAM	0-0-0										
Totals	23-54	5-19	25-26	8-28-36	18	76	9	9	5	3	200

TOTAL FG% 1st: 11-30, 36.7% 2nd: 12-24, 50.0% Game: 42.6%  
 3-Pt. FG% 1st: 2-10, 20.0% 2nd: 3-9, 33.3% Game: 26.3%  
 F Throw% 1st: 10-10, 100% 2nd: 15-16, 93.8% Game: 96.2%

Officials: Nate Harris, Eric Curry, Michael Stephens  
 Attendance: 16,512 Halftime Score: Bradley, 35-34  
 Record: Bradley 20-15, MSU 29-6

Key Moment

No. 2 seed Michigan State used a 9-0 run late in the second half to open up an eight-point lead as the Spartans pulled away for a 76-65 win over No. 15 seed Bradley in the first round of the NCAA Tournament.

Notes

- Cassius Winston scored 13 points in each half to finish with a game-high 26 points, leading three players in double figures. Xavier Tillman had a double-double with 16 points and 11 rebounds and Matt McQuaid chipped in 10 points.
- The win was Michigan State's 66th all-time in NCAA Tournament play, tying the Big Ten record for most NCAA victories (Indiana).
- MSU, making its 33rd NCAA Tournament appearance, is now 26-7 in its first game of the tournament.
- Since the field expanded in 1985, the Spartans are 22-7 in the round of 64.
- Michigan State has a 99-42 record in March since the 1998-99 season and MSU head coach Tom Izzo is 106-49 in March.
- MSU improved to 5-0 all-time against Bradley.



## 2018-19 BOX SCORES

GAME <b>36</b>	Minnesota	50
	Michigan State	70
	March 23, 2019 • Des Moines, Iowa • Wells Fargo Arena	

Minnesota	FG	3FG	FT	O-D-R	PF	PTS	A	T	B	S	MIN
3 Jordan Murphy, f	0-1	0-1	0-0	0-1-1	1	0	0	0	0	0	4
25 Daniel Oturu, c	4-6	0-1	0-0	1-3-4	2	8	0	2	0	1	19
1 Dupree McBrayer, g	0-7	0-3	0-0	0-0-0	0	0	2	0	0	2	30
5 Amir Coffey, g	8-24	1-7	10-11	1-0-1	0	27	4	0	1	1	39
22 Gabe Kalscheur, g	0-5	0-4	2-2	0-1-1	4	2	0	1	0	1	28
10 Brady Rudrud	0-1	0-1	0-0	0-0-0	0	0	0	0	0	0	1
11 Isaiah Washington	4-8	1-2	0-0	0-1-1	1	9	0	1	0	2	24
21 Jarvis Omersa	1-4	0-2	0-1	3-4-7	4	2	0	1	0	3	26
31 Brock Stull	0-1	0-1	0-0	0-0-0	0	0	1	0	0	0	12
42 Michael Hurt	1-2	0-0	0-0	0-1-1	1	2	0	0	0	0	17
TEAM	2-1-3				1						
<b>Totals</b>	<b>18-59</b>	<b>2-22</b>	<b>14-13</b>	<b>7-12</b>	<b>19</b>	<b>50</b>	<b>7</b>	<b>6</b>	<b>1</b>	<b>10</b>	<b>200</b>

TOTAL FG%	1st: 7-32, 21.9%	2nd: 11-27, 40.7%	Game: 30.5%
3-Pt. FG%	1st: 2-16, 12.5%	2nd: 0-6, 0.0%	Game: 9.1%
F Throw%	1st: 3-4, 75.0%	2nd: 9-10, 90.0%	Game: 85.7%

Michigan State	FG	3FG	FT	O-D-R	PF	PTS	A	T	B	S	MIN
11 Aaron Henry, f	4-5	1-1	0-0	1-8-9	3	9	3	1	0	0	34
23 Xavier Tillman, f	6-8	0-0	2-3	3-3-6	4	14	1	3	1	0	22
25 Kenny Goins, f	3-5	2-4	1-2	2-6-8	4	9	2	5	2	1	31
5 Cassius Winston, g	5-11	1-4	2-2	1-3-4	1	13	9	4	0	2	32
20 Matt McQuaid, g	4-6	1-3	0-0	0-4-4	1	9	0	3	0	1	33
3 Foster Loyer	0-1	0-0	0-0	0-0-0	0	0	0	1	0	0	6
10 Jack Hoiberg	0-0	0-0	2-2	0-0-0	0	2	1	0	0	0	1
13 Gabe Brown	0-2	0-1	0-0	1-0-1	2	0	0	0	0	0	11
15 Thomas Kithier	1-2	0-0	0-0	0-0-0	0	2	0	1	0	0	6
30 Marcus Bingham, Jr.	1-1	1-1	0-0	0-1-1	0	3	0	0	0	0	2
41 Conner George	0-0	0-0	0-0	0-0-0	1	0	0	0	0	0	2
44 Nick Ward	4-8	0-0	1-2	2-5-7	2	9	0	2	0	0	20
TEAM	1-4-5				2						
<b>Totals</b>	<b>28-49</b>	<b>6-15</b>	<b>8-11</b>	<b>11-34</b>	<b>45</b>	<b>70</b>	<b>16</b>	<b>22</b>	<b>3</b>	<b>4</b>	<b>200</b>

TOTAL FG%	1st: 14-23, 60.9%	2nd: 14-26, 53.8%	Game: 57.1%
3-Pt. FG%	1st: 2-7, 28.6%	2nd: 4-8, 50.0%	Game: 40.0%
F Throw%	1st: 3-6, 50.0%	2nd: 5-5, 100%	Game: 72.7%

**Officials:** Jeff Anderson, Pat Driscoll, Michael Stephens  
**Attendance:** 16,770 **Halftime Score:** MSU, 33-19  
**Record:** Minnesota 22-14, MSU 30-6

**Key Moment**

Cassius Winston scored seven-straight points during a key second half run as No. 2 seed Michigan State beat No. 10 seed Minnesota, 70-50, in the second round of the NCAA Tournament..

**Notes**

- Michigan State advances to the Sweet 16 of the NCAA Tournament for the 20th time in program history and for the 14th time under head coach Tom Izzo.
- Winston finished with 13 points and nine assists, while Xavier Tillman led the Spartans with 14 points and had six rebounds.
- Michigan State advances to the Sweet 16 for the 14th time in the last 22 years and eighth time in the last 12 years.
- The win was Michigan State's 67th all-time in NCAA Tournament play, setting a new Big Ten record for most NCAA victories (Indiana, 66).
- The win was MSU's 30th victory of the season, the second-straight season the Spartans have won at least 30 games.
- This is MSU's fifth 30-win season, all under 23rd-year head coach Tom Izzo (33 in 1998-99; 32 in 1999-2000; 31 in 2008-09 and 30 in 2017-18).

GAME <b>37</b>	LSU	63
	Michigan State	80
	March 31, 2019 • Washington, D.C. • Capital One Arena	

LSU	FG	3FG	FT	O-D-R	PF	PTS	A	T	B	S	MIN
00 Naz Reid, f	5-14	0-5	0-2	3-6-9	3	10	0	0	0	0	37
11 K. Bigby-Williams, f	4-10	0-0	3-5	4-1-5	2	11	0	1	0	0	20
1 Javonte Smart, g	0-6	0-2	0-0	0-0-1	0	0	2	1	0	0	25
3 Tremont Waters, g	7-16	4-9	5-5	0-1-1	1	23	2	2	0	1	29
4 Skylar Mays, g	3-8	1-3	0-0	0-3-3	1	7	2	2	0	2	36
12 Marshall Graves	0-0	0-0	0-0	0-0-0	0	0	0	0	0	0	1
13 Will Reese	0-0	0-0	0-0	0-0-0	0	0	0	0	0	0	1
14 Marlon Taylor	2-2	0-0	0-0	1-3-4	0	4	0	1	0	0	19
22 Darius Days	1-2	1-2	1-2	1-2-3	2	4	1	1	0	0	15
24 Emmitt Williams	2-3	0-0	0-0	1-2-3	0	4	1	1	0	1	17
TEAM	4-2-6				1						
<b>Totals</b>	<b>24-61</b>	<b>6-21</b>	<b>9-14</b>	<b>14-20</b>	<b>34</b>	<b>63</b>	<b>8</b>	<b>9</b>	<b>0</b>	<b>4</b>	<b>200</b>

TOTAL FG%	1st: 11-25, 44.0%	2nd: 13-36, 36.1%	Game: 39.3%
3-Pt. FG%	1st: 2-9, 22.2%	2nd: 4-12, 33.3%	Game: 28.6%
F Throw%	1st: 4-5, 80.0%	2nd: 5-9, 55.6%	Game: 64.3%

Michigan State	FG	3FG	FT	O-D-R	PF	PTS	A	T	B	S	MIN
11 Aaron Henry, f	9-14	2-4	0-0	5-3-8	1	20	6	0	1	1	38
23 Xavier Tillman, f	4-7	1-2	3-3	3-5-8	2	12	3	0	2	0	31
25 Kenny Goins, f	2-10	2-8	0-0	2-9-11	3	6	4	0	0	2	33
5 Cassius Winston, g	7-16	3-7	0-2	0-0-1	1	17	8	5	0	0	39
20 Matt McQuaid, g	2-6	1-5	1-1	1-0-1	3	6	1	1	0	1	26
3 Foster Loyer	0-0	0-0	0-0	0-0-0	0	0	0	0	0	0	1
13 Gabe Brown	5-7	4-6	1-2	0-3-3	0	15	0	0	0	0	16
44 Nick Ward	2-6	0-0	0-0	1-4-5	0	4	0	0	0	3	16
TEAM	3-2-5				1						
<b>Totals</b>	<b>31-66</b>	<b>13-32</b>	<b>5-8</b>	<b>15-26</b>	<b>41</b>	<b>80</b>	<b>22</b>	<b>7</b>	<b>6</b>	<b>4</b>	<b>200</b>

TOTAL FG%	1st: 16-34, 47.1%	2nd: 15-32, 46.9%	Game: 47.0%
3-Pt. FG%	1st: 7-17, 41.2%	2nd: 6-15, 40.0%	Game: 40.6%
F Throw%	1st: 1-1, 100%	2nd: 4-7, 57.1%	Game: 62.5%

**Officials:** Paul Szlec, Pat Adams, Doug Shows  
**Attendance:** 20,125 **Halftime Score:** MSU, 40-28  
**Record:** LSU 28-7, MSU 31-6

**Key Moment**

Michigan State scored the first eight points of the game and never trailed on the way to an 80-63 win over No. 3 seed LSU in the Sweet 16 of the NCAA Tournament

**Notes**

- Aaron Henry scored a career-high 20 points and had eight rebounds while classmate Gabe Brown came off the bench to score a career-best 15 points on 4-of-6 shooting from the 3-point line.
- Brown and Henry combined for 35 points 11 rebounds and six assists.
- Cassius Winston scored 17 points and handed out eight assists. It was Winston's 35th game in double figures. Xavier Tillman had 12 points and eight rebounds.
- Michigan State advances to the Elite Eight of the NCAA Tournament for the 10th time in program history, all under head coach Tom Izzo.
- The win was Michigan State's 68th all-time in NCAA Tournament play and Tom Izzo's 51st career in the NCAA Tournament.
- The win was MSU's 31st of the season, tied for the third-most wins in a single season in school history.

2018-19 BOX SCORES



Senior guard Matt McQuaid had nine points and played 39 minutes against Duke.



Kenny Goins hit a 3-pointer with 34 seconds left to help lift MSU past Duke in the East Regional Final.

GAME 38	Michigan State . . . . .	68
	Duke . . . . .	67
	March 31, 2019 • Washington, D.C. • Capital One Arena	

Michigan State	FG	3FG	FT	O-D-R	PF	PTS	A	T	B	S	MIN
11 Aaron Henry, f	2-7	0-2	0-0	0-3-3	2	4	4	2	1	1	38
23 Xavier Tillman, f	8-12	1-1	2-3	6-3-9	4	19	1	1	2	3	29
25 Kenny Goins, f	4-12	2-8	0-0	4-5-9	1	10	2	0	0	2	38
5 Cassius Winston, g	9-23	2-4	0-1	0-1-1	0	20	10	1	0	4	40
20 Matt McQuaid, g	4-9	1-4	0-2	0-2-2	1	9	1	2	0	1	39
13 Gabe Brown	0-0	0-0	0-0	0-1-1	1	0	0	0	0	0	3
44 Nick Ward	3-7	0-0	0-0	1-4-5	2	6	0	0	0	0	13
TEAM				0-1-1				1			
Totals	30-70	6-19	2-6	11-20-31	11	68	18	7	3	11	200

TOTAL FG%	1st: 16-39, 41.0%	2nd: 14-31, 45.2%	Game: 42.9%
3-Pt. FG%	1st: 2-11, 18.2%	2nd: 4-8, 50.0%	Game: 31.6%
F Throw%	1st: 0-3, 0.0%	2nd: 2-3, 66.7%	Game: 33.3%

Duke	FG	3FG	FT	O-D-R	PF	PTS	A	T	B	S	MIN
1 Zion Williamson, f	10-19	2-6	2-5	7-7-14	2	24	2	5	3	3	37
5 RJ Barrett, f	7-17	3-6	4-6	1-5-6	0	21	6	7	0	1	40
12 Javin DeLaurier, f	5-5	0-0	0-0	2-9-11	4	10	0	2	3	0	23
3 Tre Jones, g	2-5	0-1	0-0	1-3-4	1	4	5	1	1	0	40
15 Alex O'Connell, g	0-0	0-0	0-0	0-0-0	1	0	0	0	0	0	3
2 Cam Reddish	2-8	2-6	2-2	0-4-4	1	0	1	2	2	0	37
14 Jordan Goldwire	0-0	0-0	0-0	0-0-0	0	0	0	0	0	0	0+
20 Marques Bolden	0-1	0-0	0-0	1-1-2	0	0	0	0	0	0	17
41 Jack White	0-2	0-2	0-0	0-0-0	0	0	0	0	0	0	3
TEAM				1-0-1							
Totals	26-57	7-21	8-13	13-29-42	9	67	14	17	9	4	200

TOTAL FG%	1st: 12-29, 41.4%	2nd: 14-28, 50.0%	Game: 45.6%
3-Pt. FG%	1st: 3-10, 30.0%	2nd: 4-11, 36.4%	Game: 33.3%
F Throw%	1st: 3-4, 75.0%	2nd: 5-9, 55.6%	Game: 61.5%

**Officials:** John Gaffney, Keith Kimble, Doug Simrons  
**Attendance:** 20,125 **Halftime Score:** MSU, 34-30  
**Record:** Duke 32-6, MSU 32-6

**Key Moment**

Kenny Goins hit the go-ahead 3-pointer with 34 seconds remaining to give second-seeded Michigan State a 68-67 victory over top-seeded Duke in the East Regional Final on Sunday at Capital One Arena as the Spartans advanced to the Final Four for the 10th time in school history.

**Notes**

- Cassius Winston scored a team-high 20 points and handed out 10 assists, and Xavier Tillman had 19 points and nine rebounds.
- Winston joined Magic Johnson (vs. LSU and Penn in 1979) and Draymond Green (vs. UCLA in 2011 and LIU-Brooklyn in 2012) as the only Spartans to score at least 20 points and dish out at least 10 assists in an NCAA Tournament game.
- Winston was named the NCAA East Regional Most Outstanding Player after scoring 37 points and handing out 18 assists in two games.
- Tillman was named to the East Regional All-Tournament Team with 31 points and 17 rebounds combined in the Spartans' two wins.
- Michigan State's 10 Final Four appearances (1957, 1979, 1999, 2000, 2001, 2005, 2009, 2010, 2015, 2019) are tied with Ohio State for sixth most in NCAA history.
- MSU head coach Tom Izzo is headed back to the Final Four for the eighth time in his career (1999, 2000, 2001, 2005, 2009, 2010, 2015, 2019), fifth all-time among NCAA coaches.





## 2018-19 BOX SCORES



Freshman forward Aaron Henry, who scored 11 points in the Final Four, averaged 10.2 points during the 2019 NCAA Tournament.



Cassius Winston scored a team-high 16 points against Texas Tech.

GAME 39

Texas Tech . . . . . 61  
Michigan State . . . . . 51  
April 6, 2019 • Minneapolis, Minn. • U.S. Bank Stadium

Texas Tech	FG	3FG	FT	O-D-R	PF	PTS	A	T	B	S	MIN
11 Tariq Owens, f	3-4	1-2	0-0	0-4-4	2	7	0	0	3	1	22
32 Norensa Odiase, f	0-0	0-0	2-4	3-6-9	3	2	2	0	0	2	24
11 Matt Mooney, g	8-16	4-8	2-2	0-3-3	3	22	1	1	0	1	36
21 Jarrett Culver, g	3-12	1-3	3-6	0-5-5	3	10	2	3	1	0	13
25 Davide Moretti, g	2-6	1-4	0-0	0-2-2	1	5	0	2	0	0	38
00 Kyler Edwards	2-5	1-2	1-1	0-4-4	3	6	1	0	0	0	19
1 Brandon Francis	4-8	1-4	0-0	0-2-2	3	9	2	0	0	0	25
1 Deshawn Corprew	0-0	0-0	0-0	0-1-1	0	0	0	1	0	0	3
TEAM	0-0-0										
Totals	22-51	9-23	8-13	3-27-30	18	61	8	7	4	4	200

TOTAL FG%	1st: 8-26, 30.8%	2nd: 14-25, 56.0%	Game: 43.1%
3-PT FG%	1st: 4-13, 30.8%	2nd: 5-10, 50.0%	Game: 39.1%
F Throw%	1st: 3-4, 75.0%	2nd: 5-9, 55.6%	Game: 61.5%

Michigan State	FG	3FG	FT	O-D-R	PF	PTS	A	T	B	S	MIN
11 Aaron Henry, f	3-3	1-1	4-4	1-2-3	2	11	0	0	0	0	26
23 Xavier Tillman, f	2-6	1-1	2-3	3-5-8	4	7	1	2	1	0	36
25 Kenny Goins, f	0-4	0-4	0-0	1-7-8	1	0	2	1	1	0	34
5 Cassius Winston, g	4-16	2-8	6-6	0-2-2	4	16	2	4	0	1	40
20 Matt McQuaid, g	4-11	3-7	1-2	0-2-2	2	12	1	1	0	0	37
8 Foster Loyer	0-0	0-0	0-0	0-0-0	0	0	0	0	0	0	0+
13 Gabe Brown	0-3	0-3	0-0	1-4-5	0	0	0	0	0	0	14
15 Thomas Kithier	0-0	0-0	0-0	0-0-0	0	0	0	0	0	0	0+
44 Nick Ward	2-4	0-0	1-3	1-3-4	2	5	0	2	0	0	13
TEAM	1-3-4 1										
Totals	15-47	7-24	14-18	8-28-36	15	51	6	11	2	1	200

TOTAL FG%	1st: 7-23, 30.4%	2nd: 8-24, 33.3%	Game: 31.9%
3-PT FG%	1st: 4-11, 36.4%	2nd: 3-13, 23.1%	Game: 29.2%
F Throw%	1st: 3-5, 60.0%	2nd: 11-13, 84.6%	Game: 77.8%

**Officials:** Bo Boroski, Jeff Anderson, Doug Shows  
**Attendance:** 72,711 **Halftime Score:** Texas Tech, 23-21  
**Record:** Texas Tech 31-6, MSU 32-7

**Key Moment**

Cassius Winston scored a team-high 16 points, but Michigan State struggled to find its offensive rhythm in a 61-51 loss to West Regional Champion Texas Tech in the Final Four of the NCAA Tournament at U.S. Bank Stadium.

**Notes**

- Matt McQuaid scored 12 points in his final game for the Spartans and Xavier Tillman had seven points and eight rebounds. Aaron Henry added 11 points and had three rebounds.
- Michigan State finished its season with a 32-7 overall record. The team's 32 wins are tied for the second-most in school history (1999-2000).
- Michigan State made its nation's-best eighth trip to the Final Four in 21 years, all under Head Coach Tom Izzo.
- MSU is now 5-9 in Final Four games.
- Tom Izzo is now 52-21 (.712) all-time in NCAA Tournament play and MSU is now 68-32 (.680) in 33 appearances.
- The Spartans connected on a season-low 31.9 percent of its shots from the floor and hit a season-low 15 field goals.
- Winston finishes the season with 733 points, which ranks No. 5 on the single-season chart at Michigan State (18.8 per game).

ALL GAMES: 32-7

#	Player	gp-gs	min	avg	Total		3-Point		F-Throw		Rebounds					a	to	blk	stl	pts	avg		
					fg-fga	fg%	3fg-fga	3fg%	ft-fa	ft%	off	def	tot	avg	pf							dq	
05	WINSTON, Cassius	39-39	1308	33.5	243-528	.460	84-211	.398	163-194	.840	13	104	117	3.0	75	1	291	114	4	40	733	18.8	
01	LANGFORD, Joshua	13-13	372	28.6	70-158	.443	29-72	.403	26-31	.839	9	38	47	3.6	31	0	30	31	1	11	195	15.0	
44	WARD, Nick	34-25	706	20.8	163-281	.580	2-2	1.000	111-170	.653	59	147	206	6.1	84	0	23	69	42	11	439	12.9	
23	TILLMAN, Xavier	39-14	939	24.1	144-238	.605	8-27	.296	93-127	.732	96	188	284	7.3	110	1	64	58	65	37	389	10.0	
20	McQUAID, Matt	36-35	1128	31.3	117-271	.432	73-173	.422	47-58	.810	24	84	108	3.0	75	1	74	35	4	21	354	9.8	
25	GOINS, Kenny	39-39	1187	30.4	109-269	.405	56-163	.344	35-48	.729	84	265	349	8.9	80	1	89	58	50	26	309	7.9	
11	HENRY, Aaron	39-22	859	22.0	93-188	.495	15-39	.385	36-52	.692	39	111	150	3.8	71	0	61	50	19	25	237	6.1	
00	AHRENS, Kyle	30-8	563	18.8	53-120	.442	20-68	.294	15-18	.833	18	57	75	2.5	37	0	31	20	3	19	141	4.7	
13	BROWN, Gabe	32-0	253	7.9	23-59	.390	16-43	.372	10-13	.769	10	28	38	1.2	14	0	4	2	4	2	72	2.3	
15	KITHIER, Thomas	31-0	180	5.8	23-29	.793	0-0	.000	3-6	.500	14	26	40	1.3	25	0	5	7	3	3	49	1.6	
03	LOYER, Foster	36-0	208	5.8	18-44	.409	8-27	.296	12-13	.923	1	13	14	0.4	25	0	32	20	0	4	56	1.6	
30	BINGHAM, JR., Marcus	24-0	84	3.5	6-21	.286	6-14	.429	5-9	.556	4	22	26	1.1	11	0	7	4	10	0	23	1.0	
10	HOIBERG, Jack	14-0	18	1.3	2-6	.333	2-3	.667	4-4	1.000	1	1	2	0.1	0	0	3	5	0	1	10	0.7	
41	GEORGE, Conner	18-0	28	1.6	4-8	.500	0-0	.000	2-3	.667	1	8	9	0.5	7	0	1	0	0	1	10	0.6	
40	BURKE, Braden	9-0	13	1.4	2-5	.400	0-0	.000	1-2	.500	2	1	3	0.3	2	0	0	0	0	0	5	0.6	
14	WASHINGTON, Brock	7-0	7	1.0	1-5	.200	0-2	.000	1-1	1.000	0	2	2	0.3	0	0	0	0	0	0	3	0.4	
	Team											46	64	110								20	
	Total.....	39	7853		1071-2230	.480	319-844	.378	564-749	.753	421	1159	1580	40.5	647	4	715	493	205	201	3025	77.6	
	Opponents.....	39	7851		905-2378	.381	280-885	.316	444-654	.679	415	821	1236	31.7	694	-	470	398	117	243	2534	65.0	

BIG TEN GAMES: 16-4/t-1st

#	Player	gp-gs	min	avg	fg-fga	fg%	3fg-fga	3fg%	ft-fa	ft%	off	def	tot	avg	pf	dq	a	to	blk	stl	pts	avg	
05	WINSTON, Cassius	20-20	698	34.9	124-267	.464	38-99	.384	105-128	.820	9	57	66	3.3	38	0	157	65	3	20	391	19.6	
44	WARD, Nick	15-14	364	24.3	86-149	.577	2-2	1.000	56-86	.651	28	77	105	7.0	42	0	8	37	22	4	230	15.3	
01	LANGFORD, Joshua	2-2	68	34.0	9-25	.360	4-9	.444	6-6	1.000	0	5	5	2.5	4	0	7	3	0	3	28	14.0	
23	TILLMAN, Xavier	20-6	487	24.4	74-127	.583	3-19	.158	56-69	.812	45	83	128	6.4	58	0	27	30	35	17	207	10.4	
20	McQUAID, Matt	18-18	603	33.5	59-142	.415	40-93	.430	27-34	.794	18	52	70	3.9	39	1	41	12	2	12	185	10.3	
25	GOINS, Kenny	20-20	625	31.3	69-150	.460	36-87	.414	21-26	.808	43	143	186	9.3	44	1	44	35	28	16	195	9.8	
11	HENRY, Aaron	20-14	451	22.6	47-89	.528	5-17	.294	20-29	.690	20	55	75	3.8	35	0	33	29	11	15	119	6.0	
00	AHRENS, Kyle	16-6	335	20.9	26-67	.388	9-39	.231	7-9	.778	11	31	42	2.6	27	0	19	14	2	11	68	4.3	
15	KITHIER, Thomas	15-0	110	7.3	17-20	.850	0-0	.000	2-4	.500	11	16	27	1.8	17	0	1	4	1	3	36	2.4	
13	BROWN, Gabe	17-0	141	8.3	6-29	.207	3-20	.150	7-8	.875	6	14	20	1.2	5	0	2	2	4	2	22	1.3	
14	WASHINGTON, Brock	4-0	3	0.8	1-1	1.000	0-0	.000	1-1	1.000	0	0	0	0.0	0	0	0	0	0	0	3	0.8	
10	HOIBERG, Jack	6-0	7	1.2	1-2	.500	1-1	1.000	0-0	.000	0	1	1	0.2	0	0	0	1	0	0	3	0.5	
40	BURKE, Braden	4-0	5	1.3	1-3	.333	0-0	.000	0-0	.000	1	0	1	0.3	1	0	0	0	0	0	2	0.5	
03	LOYER, Foster	19-0	93	4.9	3-15	.200	1-10	.100	2-2	1.000	1	6	7	0.4	12	0	12	10	0	0	9	0.5	
41	GEORGE, Conner	10-0	11	1.1	1-2	.500	0-0	.000	0-0	.000	0	5	5	0.5	2	0	0	0	0	0	2	0.2	
30	BINGHAM, JR., Marcus	11-0	24	2.2	0-5	.000	0-4	.000	0-0	.000	0	5	5	0.5	4	0	3	0	1	0	0	0.0	
	Team											22	29	51								8	
	Total.....	20	4025		524-1093	.479	142-400	.355	310-402	.771	215	579	794	39.7	328	2	354	250	109	103	1500	75.0	
	Opponents.....	20	4025		464-1233	.376	140-459	.305	221-326	.678	251	397	648	32.4	356	-	247	200	53	126	1289	64.4	



## 2018-19 BIG TEN RECAP

## 2018-19 BIG TEN STANDINGS

	Big Ten			Overall		
	W	L	Pct.	W	L	Pct.
1. Michigan State <sup>#16</sup>	4	.800	32	7	.821	
Purdue%	16	4	.800	26	10	.722
3. Michigan	15	5	.750	30	7	.811
4. Wisconsin	14	6	.700	23	11	.676
Maryland	13	7	.650	23	11	.676
6. Iowa	10	10	.500	23	12	.657
Minnesota	9	11	.450	22	14	.611
8. Ohio State	8	12	.400	20	15	.571
9. Indiana	8	12	.400	19	16	.571
10. Rutgers	7	13	.350	14	17	.452
11. Penn State	7	13	.350	12	21	.364
Illinois	7	13	.350	12	21	.364
Nebraska	6	14	.300	19	17	.528
14. Northwestern	4	16	.200	13	19	.406

% Big Ten Champion      # Big Ten Tournament Champion

## MSU IN BIG TEN STATS

Team (All Games)	Individual (All Games- Top 10)
Scoring Offense 2nd (75.0)	<b>Cassius Winston</b>
Scoring Defense 4th (64.5)	Scoring 3rd (19.6)
Scoring Margin 1st (+10.6)	Assists 1st (7.9)
Free-Throw Pct. 1st (.771)	Assist/TO Ratio t-3rd (2.4)
Field-Goal Pct. 1st (.479)	FT Pct. t-5th (82.0)
FG Pct. Defense 1st (.376)	Minutes t-10th (34.9)
3-Pt. FG Pct. 5th (.355)	
3-Pt. FG Pct. Def. 3rd (.305)	<b>Xavier Tillman</b>
Rebounding Off. 1st (39.7)	Field Goal Pct. 2nd (.583)
Rebounding Def. 2nd (32.4)	Blocks 10th (1.4)
Rebound Margin 1st (+7.3)	Off. Rebounds 9th (2.3)
Blocked Shots 1st (5.5)	FT Pct. t-10th (81.2)
Assists 1st (17.7)	
Steals 9th (5.8)	<b>Nick Ward</b>
Turnover Margin 13th (-2.5)	Field Goal Pct. t-3rd (.577)
Assist/TO Ratio 2nd (1.4)	Def. Rebounds t-10th (5.1)
Offensive Reb. 5th (10.8)	Scoring 10th (15.3)
Defensive Reb. 1st (29.0)	Blocks t-8th (1.5)
Offensive Reb. Pct. 1st (.351)	
Defensive Reb. Pct. 12th (.698)	<b>Kenny Goins</b>
3-Point FG Made 6th (7.1)	Blocks 10th (1.4)
	Rebounding 4th (9.3)
	Off. Rebounds t-10th (2.2)
	Def. Rebounds 4th (7.2)

## 2018-19 ALL-BIG TEN TEAMS

Media	Coaches
<b>FIRST TEAM</b>	<b>FIRST TEAM</b>
Bruno Fernando, Maryland	Bruno Fernando, Maryland
Cassius Winston, Michigan State	Cassius Winston, Michigan State
Jordan Murphy, Minnesota	Lamar Stevens, Penn State
Carsen Edwards, Purdue	Carsen Edwards, Purdue
Ethan Happ, Wisconsin	Ethan Happ, Wisconsin
<b>SECOND TEAM</b>	<b>SECOND TEAM</b>
Tyler Cook, Iowa	Romeo Langford, Indiana
Anthony Cowan Jr., Maryland	Anthony Cowan Jr., Maryland
Ignas Brazdeikis, Michigan	Ignas Brazdeikis, Michigan
Zavier Simpson, Michigan	Zavier Simpson, Michigan
Lamar Stevens, Penn State	Jordan Murphy, Minnesota
<b>THIRD TEAM</b>	<b>THIRD TEAM</b>
Romeo Langford, Indiana	Jordan Bohannon, Iowa
Juwon Morgan, Indiana	Tyler Cook, Iowa
Nick Ward, Michigan State	Nick Ward, Michigan State
Amir Coffey, Minnesota	Amir Coffey, Minnesota
James Palmer Jr., Nebraska	James Palmer Jr., Nebraska
<b>HONORABLE MENTION</b>	<b>HONORABLE MENTION</b>
Ayo Dosunmu, Illinois	Ayo Dosunmu, Illinois
Trent Frazier, Illinois	Juwon Morgan, Indiana
Jordan Bohannon, Iowa	Jordan Poole, Michigan
Luka Garza, Iowa	Jon Teske, Michigan
Charles Matthews, Michigan	Kenny Goins, Michigan State
Jordan Poole, Michigan	Matt McQuaid, Michigan State
Jon Teske, Michigan	Ryan Cline, Purdue
Kenny Goins, Michigan State	Derrek Pardon, Northwestern
Matt McQuaid, Michigan State	Kaleb Wesson, Ohio State
Vic Law, Northwestern	Josh Reaves, Penn State
Derrek Pardon, Northwestern	Ryan Cline, Purdue
Kaleb Wesson, Ohio State	Matt Haarms, Purdue
Josh Reaves, Penn State	Geo Baker, Rutgers
Ryan Cline, Purdue	Eugene Omoruyi, Rutgers
Matt Haarms, Purdue	D'Mitrik Trice, Wisconsin
Geo Baker, Rutgers	
Eugene Omoruyi, Rutgers	<b>ALL-FRESHMAN TEAM</b>
D'Mitrik Trice, Wisconsin	Ayo Dosunmu, Illinois
	Romeo Langford, Indiana
	Joe Wieskamp, Iowa
	Jalen Smith, Maryland
	Ignas Brazdeikis, Michigan
	<b>ALL-DEFENSIVE TEAM</b>
	Bruno Fernando, Maryland
	Zavier Simpson, Michigan
	Matt McQuaid, Michigan State
	Josh Reaves, Penn State
	Nojel Eastern, Purdue
	<b>PLAYER OF THE YEAR</b>
	Cassius Winston, Michigan State
	<b>PLAYER OF THE YEAR</b>
	Cassius Winston, Michigan State
	<b>DEFENSIVE PLAYER OF THE YEAR</b>
	Josh Reaves, Penn State
	<b>FRESHMAN OF THE YEAR</b>
	Ignas Brazdeikis, Michigan
	<b>SIXTH MAN OF THE YEAR</b>
	Xavier Tillman, Michigan State
	<b>COACH OF THE YEAR</b>
	Matt Painter, Purdue

## 2019 BIG TEN TOURNAMENT RESULTS

**Wednesday, March 13, 2019**

Nebraska 68, Rutgers 61  
Illinois 74, Northwestern 69 (OT)

**Thursday, March 14, 2019**

Ohio State 79, Indiana 75  
Nebraska 69, Maryland 61  
Minnesota 77, Penn State 72 (OT)  
Iowa 83, Illinois 62

**Friday, March 15, 2019**

Michigan State 77, Ohio State 70  
Wisconsin 66, Nebraska 62  
Minnesota 75, Purdue 73  
Michigan 74, Iowa 53

**Saturday, March 16, 2019**

Michigan State 67, Wisconsin 55  
Michigan 76, Minnesota 49

**Sunday, March 17, 2019**

Michigan State 65, Michigan 60


**2019 All-Tournament Team**

Ignas Brazdeikis, Michigan  
Zavier Simpson, Michigan  
Cassius Winston, Michigan State  
Jordan Murphy, Minnesota  
James Palmer Jr., Nebraska

**2019 Most Outstanding Player**

Cassius Winston, Michigan State





**HISTORY & TRADITION**



## 1979 NCAA CHAMPIONS

The 1978-79 season was truly a magical one for Coach Jud Heathcote and his Michigan State Spartans. Blending a perfect combination of individual ability, enthusiasm and teamwork, Heathcote formed a cohesive unit that captivated the nation and sellout crowds at Jenison Field House.

The Spartans compiled a 26-6 overall record and went 13-5 in the Big Ten to share the league crown with Purdue and Iowa.

State steamrolled through the NCAA Tournament, ending the season on top of the college basketball world with a 75-64 victory over Larry Bird and unbeaten Indiana State.

The 1978-79 squad gathered at Jenison Field House on Aug. 12, 1989, to play one more game against a team of former Spartan All-Stars. On a hot, sweltering night, the National Championship squad, led by Earvin Johnson's 25 points and 17 rebounds, topped the All-Stars, 95-93, before a sellout crowd of 10,004.



All-Americans Earvin "Magic" Johnson and Greg Kelsler led the Spartans to the 1979 NCAA Championship.



Senior Greg Kelsler (bottom far right), junior Terry Donnelly (above left) and sophomore Earvin Johnson (above right) enjoyed cutting down the nets.



Jud Heathcote guided the Spartans to the NCAA title in just his third season in East Lansing.



The 1979 title game was the first of many great meetings between Earvin Johnson and Larry Bird (33).



Stars like ISU's Larry Bird and MSU's Greg Kelsler helped make the 1979 title game the highest rated game in college basketball history.



## 2000 NCAA CHAMPIONS

Tom Izzo talked to his team about leaving its mark on the program. The 1999-2000 Spartans did more than leave their mark; they set the standard by which all future Michigan State teams would be measured.

Part of being a champion is winning titles, which the Spartans accomplished in winning the National Championship, a third straight Big Ten Championship and a second consecutive Big Ten Tournament title. MSU's three consecutive conference crowns marked only the eighth time in league history that a team won three straight titles.

A champion is also measured by its character. The Spartans displayed their relentless spirit in overcoming many different forms of adversity during the season. From playing the first 13 games of the season without All-America guard Mateen Cleaves to fighting back from significant second-half deficits in three NCAA Tournament games, Michigan State played with contagious emotion.

Finishing the season 32-7, the Spartans capped their championship run with an 89-76 victory over Florida on April 3, 2000, in the RCA Dome in Indianapolis. Michigan State became the first championship team to defeat all six of its NCAA opponents by double figures since the NCAA Tournament expanded to 64 teams.



Tom Izzo guided MSU to the title in his fifth season.



Seniors A.J. Granger (below), Morris Peterson (above) and Mateen Cleaves (left) closed their careers with a national title.



## BIG TEN CHAMPIONSHIP TEAMS

**1956-57 BIG TEN CHAMPIONS***16-10 Overall, 10-4 Big Ten*

MSU won its first Big Ten Championship under Coach Forrest Anderson. After opening the season with a 4-7 record, the Spartans won 10 in a row and 12-of-13 to capture a league title and advance to the school's first Final Four.

**1958-59 BIG TEN CHAMPIONS***19-4 Overall, 12-2 Big Ten*

Led by All-American Johnny Green, the Spartans cruised to a Big Ten Championship, winning the league by four games. MSU fell one game short of the Final Four.

**1966-67 BIG TEN CHAMPIONS***16-7 Overall, 10-4 Big Ten*

Michigan State won its last four games to claim a share of the Big Ten Championship. Indiana, however, earned the NCAA Tournament bid, ending MSU's year in the regular season.

**1977-78 BIG TEN CHAMPIONS***25-5 Overall, 15-3 Big Ten*

The 1977-78 Spartans established new team highs for overall and Big Ten victories. MSU won the league by three games and fell one game short of making the Final Four.

**1979 NCAA CHAMPIONS  
1978-79 BIG TEN CHAMPIONS***26-6 Overall, 13-5 Big Ten*

After opening Big Ten play at 4-4, MSU won nine-straight games to claim a share of the league. All-Americans Greg Kelser and Earvin Johnson then led MSU to its first National Championship, winning every game by double figures.

**1989-90 BIG TEN CHAMPIONS***28-6 Overall, 15-3 Big Ten*

The Spartans closed the season with 10 straight conference wins to claim the league title. Junior All-American Steve Smith paced the Spartans, who fell to Georgia Tech in overtime in the NCAA Tournament Sweet 16.







## BIG TEN CHAMPIONSHIP TEAMS

**1997-98 BIG TEN CHAMPIONS***22-8 Overall, 13-3 Big Ten*

Sophomore Mateen Cleaves was named Big Ten Player of the Year as he helped take a team that finished sixth in the league a year before to the first league championship of the Tom Izzo era and a trip to the NCAA Sweet 16.

**1998-99 BIG TEN CHAMPIONS****1999 BIG TEN TOURNAMENT CHAMPS***33-5 Overall, 15-1 Big Ten*

MSU established a team and Big Ten record by winning 33 games, including a 15-1 league record. After losing the Big Ten opener, the Spartans won 22 straight games, capturing the Big Ten Tournament and advancing to the Final Four.

**2000 NCAA CHAMPIONS****1999-2000 BIG TEN CHAMPIONS****2000 BIG TEN TOURNAMENT CHAMPS***32-7 Overall, 13-3 Big Ten*

MSU won its third-straight Big Ten Championship and the second NCAA Championship in school history. The Spartans won 20 of their final 22 games, including the last 11 to win a regular-season championship, a Big Ten Tournament title and an NCAA Championship.

**2000-01 BIG TEN CHAMPIONS***28-5 Overall, 13-3 Big Ten*

The Spartans became the fourth Big Ten team to win four consecutive league titles. MSU also became the ninth school in NCAA Tournament history to make three straight Final Fours.

**2008-09 BIG TEN CHAMPIONS***31-7 Overall, 15-3 Big Ten*

Michigan State set a school record with eight conference road wins en route to winning the league title by four games, tying the second-largest margin in Big Ten history. MSU then advanced to its fifth Final Four under Coach Izzo, making its way all the way to the title game.

**2009-10 BIG TEN CHAMPIONS***28-9 Overall, 14-4 Big Ten*

Michigan State set a school mark by winning its first nine conference games. After dropping four of the next six, the Spartans closed with three league wins to claim a share of a second-straight crown. MSU also advanced to a second-straight Final Four.



## BIG TEN CHAMPIONSHIP TEAMS


**2011-12 BIG TEN CHAMPIONS**  
**2012 BIG TEN TOURNAMENT CHAMPS**
**29-8 Overall, 13-5 Big Ten**

The Spartans won their third Big Ten title in four years, keyed by seven straight conference wins in February. MSU would go on to capture its third Big Ten Tournament championship and claim a No. 1 seed in the NCAA Tournament.


**2017-18 BIG TEN CHAMPIONS**
**30-5 Overall, 16-2 Big Ten**

The Spartans won their eighth Big Ten regular season title under Tom Izzo with a program-record 16 conference wins. MSU closed out the season with 13-straight league wins, earned a No. 3 seed in the NCAA Tournament and won 30 games for the fourth time under Izzo.


**2014 BIG TEN TOURNAMENT CHAMPS**
**29-9 Overall, 12-6 Big Ten**

The Spartans tied for second during the regular season, in large part due to a lineup that was decimated by injury. MSU, however, was back at full strength by the time the postseason started, capturing a second Big Ten Tournament crown in three seasons, before advancing to the Elite Eight in the NCAA Tournament.


**2018-19 BIG TEN CHAMPIONS**  
**2019 BIG TEN TOURNAMENT CHAMPS**
**32-7 Overall, 16-4 Big Ten**

Michigan State won a share of the Big Ten regular season title for its second-straight, the ninth under Tom Izzo and the 15th program history. The Spartans earned the No. 1 seed and won its Big Ten-best sixth tournament title before advancing to the Final Four for the 10th time.


**2016 BIG TEN TOURNAMENT CHAMPS**
**29-6 Overall, 13-5 Big Ten**

Michigan State became the first school to hold five Big Ten Tournament crowns as the Spartans won their third title in five years. During the regular-season, MSU was ranked No. 1 for a school-record four weeks. The Spartans would go on to earn a No. 2 seed in the NCAA Tournament.

**BIG TEN TOURNAMENT CHAMPIONSHIPS**

**BIG TEN REGULAR SEASON CHAMPIONSHIPS**

IN THE IZZO ERA (1995-96 - PRESENT)


**BIG TEN REGULAR-SEASON CHAMPIONSHIPS**

SINCE MSU JOINED THE BIG TEN IN 1950-51




## SPARTAN ALL-AMERICANS

1930

**ROGER GROVE***Les Gage All-America*


GROVE became MSU's first All-American in 1930 when he found a spot on the Les Gage All-America team as a junior. He led the Spartans in scoring both as a junior (90 points) and a senior (135 points), serving as a team captain in 1931 as the Spartans finished the season with a 16-1 mark.

1940

**CHET AUBUCHON***Converse Yearbook (3rd)*

One of MSU's smallest All-Americans, AUBUCHON led the 1939-40 Spartans in scoring. He was widely recognized for his skills as a ball handler, earning the nickname "Houdini of the Hardwood." He missed the next season due to a serious blood disease, but captained the 1941-42 Spartans.

1956

**JULIUS MCCOY***Converse Yearbook (2nd), Helms Foundation (2nd), Associated Press (3rd), UPI (3rd), NABC (3rd)*

MCCOY averaged 27.2 points in 1956, nearly tripling the second-best scoring average on the team. He closed his career with 1,377 points in three seasons, leaving MSU as the school's all-time leading scorer at the time.

1957

**JACK QUIGGLE***Helms Foundation (1st)*

As a junior, QUIGGLE averaged 15.3 points and 5.6 rebounds, leading Michigan State to its first Final Four in school history. He closed the season by averaging 16.5 points in four NCAA Tournament games, earning All-Regional honors.

1958  
1959**JOHNNY GREEN***(1958) NABC (2nd), International News Service (2nd), Converse Yearbook (2nd), Sporting News (2nd), Associated Press (3rd), UPI (3rd), Helms Foundation (3rd)**(1959) CONSENSUS SECOND TEAM Helms Foundation (1st), Look Magazine (1st), Converse Yearbook (1st), Associated Press (2nd), NABC (2nd), UPI (2nd), Newspaper Enterprises Assn. (2nd), Sporting News (2nd)*

As a sophomore, GREEN earned a spot on the NCAA All-Tournament Team as MSU advanced to the 1957 Final Four. That performance led to two of the strongest seasons in Spartan history. In 1958, he averaged an MSU single-season record 17.8 rebounds to go along with 18.0 points. One year later, he averaged 18.5 points and 16.6 rebounds.

1960

**HORACE WALKER***Converse Yearbook (2nd), Helms Foundation (2nd), Associated Press (3rd), UPI (3rd)*

WALKER dominated the lane in the Big Ten in 1960. His 18.3 rebounds per game in conference play still stands as a record, despite standing just 6-foot-3. For the year, he averaged 22.6 points and 17.7 rebounds, the second-best single-season total in MSU history.



## SPARTAN ALL-AMERICANS



1970



1974



1976

**RALPH SIMPSON***NABC (3rd), Helms Foundation*


In his only season of competition with the Spartans, **SIMPSON** burst on the scene in 1970, averaging 29.0 points as a sophomore, the second-best single-season average in MSU history. He also added 10.3 rebounds. After the year, he signed a contract with the Denver Rockets under the ABA's hardship rule.

**MIKE ROBINSON***Converse Yearbook (2nd), Helms Foundation*

**ROBINSON** led the Big Ten in scoring as a sophomore and a junior, but earned All-America accolades as a senior, averaging 22.4 points in 1974. He left MSU as the school's all-time leading scorer with 1,717 points and still stands No. 10 on the all-time scoring chart.

**TERRY FURLOW***Converse Yearbook (2nd), Associated Press (3rd), UPI (3rd), Helms Foundation*

**FURLOW** averaged 29.4 points as a senior, establishing an MSU single-season scoring average record. In conference games, he averaged a remarkable 31.0 points per game. He finished his career with a then-school-record 1,777 points.

1978  
1979**EARVIN "MAGIC" JOHNSON***(1978) NABC (2nd), Associated Press (3rd), UPI (3rd), Helms**(1979) CONSENSUS FIRST TEAM Associated Press (1st), NABC (1st), USBWA (1st), UPI (1st), Sporting News (1st), Converse Yearbook (1st), Wooden Award (1st), Helms*

**JOHNSON** is the only Spartan freshman to earn All-America honors, averaging 17.0 points, 7.9 rebounds and 7.4 assists in 1978. One year later, he became Michigan State's first consensus First-Team All-American, averaging 17.1 points, 7.3 rebounds and an MSU single-season record 8.4 assists. He also led the Spartans with 2.3 steals per game. After coming up one game short of the 1978 Final Four, Johnson and the Spartans captured the 1979 NCAA Championship, as he earned Most Outstanding Player honors.





## SPARTAN ALL-AMERICANS

**GREG KELSER**

*Converse Yearbook (1st), Wooden Award (1st), Associated Press (3rd), Helms Foundation*

**KELSER** was the leading scorer and rebounder on Michigan State's 1979 NCAA Championship team, averaging 18.8 points and 8.7 rebounds per game. He became the first player in Spartan history to record more than 2,000 points and 1,000 rebounds in his career.

**JAY VINCENT**


*AP (3rd)*

A sophomore starter on the 1979 NCAA Championship team, **JAY VINCENT** averaged 22.6 points and 8.5 rebounds as a senior in 1981, earning Big Ten Player of the Year honors. Vincent led the Big Ten in scoring in conference games as both a junior and senior.

**SAM VINCENT**

*Sporting News (1st), NABC (2nd), Basketball Times (2nd), Associated Press (3rd), UPI (3rd)*

**SAM VINCENT** averaged 23.0 points in 1985, joining his brother Jay as the only Spartan brothers to earn All-America honors. He averaged a Big Ten-best 23.7 points in conference games. Despite his 6-foot-2 frame, he shot a remarkable 54.4 percent from the field.

**SCOTT SKILES**

*CONSENSUS SECOND TEAM UPI (1st), Sporting News (1st), Basketball Times (1st), Associated Press (2nd), USBWA (2nd), NABC (4th)*

**SKILES** scored a single-season record 850 points as a senior, averaging 27.4 points and leading the Big Ten with 29.1 points per conference game. He also averaged 6.5 assists per game.

**STEVE SMITH**

*(1990) Sporting News (1st), Wooden Award (1st), Basketball Times (2nd), Associated Press (3rd), UPI (3rd) (1991) CONSENSUS SECOND TEAM NABC (1st), Sporting News (1st), Wooden Award (1st), Associated Press (2nd), Basketball Times (2nd), UPI (3rd)*

**SMITH** averaged 20.2 points as a junior. One year later, he averaged 25.1 points to be a consensus pick. At the time he finished his career, Smith was MSU's all-time leading scorer.






## SPARTAN ALL-AMERICANS

1994  
1995

## SHAWN RESPERT

*(1994) UPI (3rd)**(1995) CONSENSUS FIRST TEAM**Associated Press (1st), NABC (1st), USBWA (1st), UPI (1st), Sporting News (1st), Basketball Times (1st), Wooden Award (1st)*

MSU's all-time leading scorer, **RESPERT** averaged 25.6 points as a senior, earning consensus All-America honors, and winning the Big Ten scoring crown. He shot 47.3 percent from the field and 47.4 percent from 3-point range. A year earlier, he averaged 24.3 points.

1998  
1999  
2000

## MATEEN CLEAVES

*(1998) CONSENSUS SECOND TEAM**USBWA (1st), Associated Press (2nd), NABC (3rd), Basketball Times (2nd)**(1999) CONSENSUS FIRST TEAM**Associated Press (1st), NABC (1st), USBWA (1st), Wooden Award (1st), Sporting News (2nd), Basketball Times (2nd)**(2000) CONSENSUS SECOND TEAM**Sporting News (1st), Wooden Award (1st), Associated Press (2nd), Basketball Times (2nd), NABC (3rd)*

MSU's only three-time consensus All-American, **CLEAVES** averaged a personal-best 16.1 points in 1998. One year later, he averaged 11.7 points and 7.2 assists as a consensus first-team selection. Despite missing 13 games as a senior, he was still a consensus second-team pick, leading MSU to the 2000 NCAA title.

2000



## MORRIS PETERSON

*CONSENSUS SECOND TEAM**Sporting News (1st), Wooden Award (1st), AP (2nd), NABC (2nd), USBWA (2nd)*

In his only season as a full-time starter, **PETERSON** averaged a team-best 16.8 points as a senior, earning Big Ten MVP honors and leading Michigan State to the 2000 NCAA Championship. As a junior, Peterson became the first reserve in Big Ten history to earn first-team all-league honors.

2001



## CHARLIE BELL

*Wooden Award (1st), NABC (2nd), ESPN's Dick Vitale (2nd), Associated Press (3rd)*

After being a role player for his first three seasons, **BELL** emerged as a star as a senior. The all-around guard averaged 13.5 points, 5.1 assists and 4.7 rebounds in addition to being the squad's top perimeter defender. He opened the season by becoming the first Spartan since Earvin "Magic" Johnson to record a triple-double.



## SPARTAN ALL-AMERICANS



2001

**JASON RICHARDSON****CONSENSUS SECOND TEAM**

*ESPN's Dick Vitale (1st), Associated Press (2nd), USBWA (2nd), Sporting News (2nd), Basketball Times (2nd), NABC (3rd)*

**RICHARDSON** averaged just 5.1 points as a reserve on the 2000 NCAA title team. He returned for his sophomore season as MSU's leading scorer at 14.7 points, including many high-light reel plays.



2007

**DREW NEITZEL**

*CBS Sportsline.com (2nd), ESPN's Dick Vitale (2nd)*

**NEITZEL** was MSU's starting point guard in his first two seasons. As a junior, he excelled as MSU's go-to scorer, averaging a team-best 18.1 points per game, while still dishing out 4.3 assists. His scoring increase of +9.8 points is the third-largest amount by a Spartan starter in school history.



2012

**DRAYMOND GREEN****CONSENSUS FIRST TEAM**

*Associated Press (1st), CBSSports.com (1st), NABC (1st), Sporting News (1st), Wooden Award (1st), USBWA (1st)*

MSU's first consensus First-Team All-American since 1999, **GREEN** led the Spartans in scoring (16.2 ppg) and rebounding (10.6 rpg), ranking ninth in the nation in rebounding and third in double-doubles. He was the first player from a power six conference to average 15 points, 10 rebounds and three assists since Tim Duncan in 1997. The NABC Division I Player of the Year, he was named Big Ten Player of the Year and Most Outstanding Player of the Big Ten Tournament.



## SPARTAN ALL-AMERICANS



## DENZEL VALENTINE

**CONSENSUS FIRST TEAM**

*Associated Press (1st), NABC (1st), Sporting News (1st), USBWA (1st), Wooden Award (1st)*

VALENTINE enjoyed the most decorated individual season in Spartan basketball history, collecting six National Player of the Year Awards. He averaged 19.2 points, 7.5 rebounds and 7.8 assists in becoming the only player in NCAA history to average 19 points, seven rebounds and seven assists since the assist became an official statistic in 1983-84. Recipient of the Big Ten Player of the Year and the Big Ten Tournament's Most Outstanding Player awards, Valentine became the first player to lead the Big Ten in overall scoring and assists since 1997.



## MILES BRIDGES

**CONSENSUS SECOND TEAM**

*Associated Press (2nd), NABC (2nd), Sporting News (2nd), USBWA (2nd), Wooden Award*

BRIDGES, a unanimous All-Big Ten First Team selection as a sophomore, capped off a stellar two-year career in 2017-18. Bridges led Michigan State in scoring with 17.0 points per game, was second on the team with 7.0 rebounds and third on the team with 2.8 assists per game. He ranked sixth in the Big Ten in scoring, 11th in rebounding and fourth in the league in free throw percentage (85.3 percent). He was one of only four players in the country averaging at least 17.0 points, 7.0 rebounds, 2.7 assists and 0.8 blocks per game.



## CASSIUS WINSTON

**CONSENSUS SECOND TEAM**

*Associated Press (1st), Sporting News (1st), NABC (2nd), USBWA (2nd), Wooden Award*

WINSTON was named the Big Ten Player of the Year as he helped lead the Spartans to the 2019 Final Four, the Big Ten Tournament Championship, a share of the regular season title and a 32-7 record. He averaged a team-best 18.8 points per game and set a Big Ten single-season record with 291 assists. He was named Most Outstanding Player of both the Big Ten Tournament and the NCAA Tournament East Regional.



SPARTAN ACADEMIC ALL-AMERICANS

HISTORY & TRADITION




**RALPH SIMPSON**  
1970



**GREG KELSER**  
1979 (FIRST TEAM)



**MATT STEIGENGA**  
1990 (THIRD TEAM)



**CHRIS HILL**  
2003 (THIRD TEAM)  
2004 (FIRST TEAM)  
2005 (FIRST TEAM)  
2005 ACADEMIC AA OF THE YEAR



**DREW NEITZEL**  
2008 (SECOND TEAM)





## RETIRED JERSEYS

**JUD HEATHCOTE**

// 340-220 in 19 years at MSU  
 // 1979 NCAA Championship  
 // Three Big Ten Championships  
 // Coached 23 NBA Draft Picks  
 // 2001 Inductee MSU Hall of Fame

**SCOTT SKILES**

Guard - Plymouth, Ind.  
 // 2,145 Career Points  
 // 1986 All-American  
 // 1986 Big Ten Player of the Year  
 // 1986 Chicago Tribune Silver Basketball

**MATEEN CLEAVES**

Guard - Flint, Mich.  
 // Big Ten Career Assists Leader  
 // 1998, 1999, 2000 All-American  
 // 1998 & 1999 Big Ten Player of the Year and Chicago Tribune Silver Basketball

**STEVE SMITH**

Guard - Detroit, Mich.  
 // 2,263 Career Points  
 // 1990 & 1991 All-American  
 // 1990 Chicago Tribune Silver Basketball

**JOHNNY GREEN**

Center - Dayton, Ohio  
 // Owns MSU record for career rebounding average  
 // 1958 & 1959 All-American  
 // 1959 Chicago Tribune Silver Basketball

**SHAWN RESPERT**

Guard - Detroit, Mich.  
 // 2,531 Career Points - MSU leader  
 // 1994 & 1995 All-American  
 // 1995 Big Ten Player of the Year  
 // 1995 Chicago Tribune Silver Basketball

**JAY VINCENT**

Forward/Center - Lansing, Mich.  
 // 1,914 Career Points  
 // 1981 All-American  
 // 1981 Big Ten Player of the Year

**GREGORY KELSER**

Forward - Detroit, Mich.  
 // 2,014 Career Points  
 // 1,092 Career Reb. - MSU leader  
 // 1979 All-American  
 // 1979 Academic All-American

**EARVIN JOHNSON**

Guard - Lansing, Mich.  
 // 1978 & 1979 All-American  
 // 1979 Chicago Tribune Silver Basketball

**MORRIS PETERSON**

Guard - Flint, Mich.  
 // 1,588 Career Points  
 // 2000 All-American  
 // 2000 Big Ten Player of the Year  
 // 2000 Chicago Tribune Silver Basketball

**EARVIN "MAGIC" JOHNSON**

// 1979 NCAA Champion  
 // Redefined point guard position  
 // Five-Time NBA Champion  
 // 2002 Naismith Hall of Fame Inductee  
 // 2009 National Collegiate Basketball Hall of Fame Inductee  
 // Three-Time NBA MVP  
 // Three-Time NBA Finals MVP  
 // 12-Time NBA All-Star (MVP Twice)  
 // 13-Year NBA career - Finishing No. 1 in career assists and No. 2 in career steals



HONORS & AWARDS

ASSOCIATED PRESS  
NATIONAL PLAYER OF  
THE YEAR

2016 Denzel Valentine

USA TODAY SPORTS  
NATIONAL PLAYER OF  
THE YEAR

2016 Denzel Valentine

SPORTS ILLUSTRATED  
NATIONAL PLAYER OF  
THE YEAR

2016 Denzel Valentine

BASKETBALL TIMES  
NATIONAL PLAYER OF  
THE YEAR

1986 Scott Skiles  
2016 Denzel Valentine

SPORTING NEWS  
NATIONAL PLAYER OF  
THE YEAR

1995 Shawn Respert

NABC NATIONAL  
PLAYER OF THE YEAR

1995 Shawn Respert  
2012 Draymond Green  
2016 Denzel Valentine

NBC SPORTS  
NATIONAL PLAYER OF  
THE YEAR

2016 Denzel Valentine

SENIOR CLASS AWARD

2016 Denzel Valentine

NAISMITH MEMORIAL  
HALL OF FAME JULIUS  
ERVING SMALL  
FORWARD OF THE YEAR  
AWARD

2016 Denzel Valentine

ASSOCIATED PRESS  
NATIONAL COACH OF  
THE YEAR

1998 Tom Izzo



Denzel Valentine closed out his storied career at Michigan State in 2016 by garnering six national player of the year awards.

BASKETBALL NEWS  
NATIONAL COACH OF  
THE YEAR

1998 Tom Izzo

BASKETBALL TIMES  
NATIONAL COACH OF  
THE YEAR

1999 Tom Izzo

CBSSPORTS.COM  
NATIONAL COACH OF  
THE YEAR

2012 Tom Izzo

CLAIR BEE NATIONAL  
COACH OF THE YEAR

2005 Tom Izzo

NABC NATIONAL  
COACH OF THE YEAR

2001 Tom Izzo  
2012 Tom Izzo

USBWA NATIONAL  
COACH OF THE YEAR

1998 Tom Izzo

CHICAGO TRIBUNE  
SILVER BASKETBALL

1959 Johnny Green, C  
1979 Earvin Johnson, G  
1986 Scott Skiles, G  
1990 Steve Smith, G  
1995 Shawn Respert, G  
1998 Mateen Cleaves, G  
1999 Mateen Cleaves, G  
2000 Morris Peterson, F

BIG TEN PLAYER OF  
THE YEAR

(Media or coaches) \*  
1981 Jay Vincent, F  
1986 Scott Skiles, G  
1995 Shawn Respert, G  
1998 Mateen Cleaves, G  
1999 Mateen Cleaves, G (C)  
2000 Morris Peterson, F (C)  
2009 Kalin Lucas, G  
2012 Draymond Green, F  
2016 Denzel Valentine, G

\* Player of the year selected under the auspices of Associated Press and United Press from 1986-89.

ALL-BIG TEN

FIRST TEAM

1956 Julius McCoy, F  
1957 Jack Quiggle, G  
Johnny Green, C  
1958 Johnny Green, C  
1959 Johnny Green, C  
1960 Horace Walker, C  
Stanley Washington, F  
1966 Lee Lafayette, C  
1969 Ralph Simpson, F  
1970 Michael Robinson, G  
1972 Michael Robinson, G  
1973 Michael Robinson, G  
1974 Lindsay Hairston, C  
1975 Lindsay Hairston, C  
Terry Furlow, F  
Terry Furlow, F  
1976 Earvin Johnson, F/G  
1979 Earvin Johnson, F/G  
Greg Kelsner, F  
Jay Vincent, F  
1980 Jay Vincent, F  
1981 Jay Vincent, F  
1982 Kevin Smith, G  
1984 Sam Vincent, G  
1985 Sam Vincent, G  
1986 Scott Skiles, G  
1990 Steve Smith, G



## HONORS &amp; AWARDS

1991	Steve Smith, G
1992	Mike Peplowski, C
1994	Shawn Respert, G
1995	Shawn Respert, G
1998	Mateen Cleaves, G
1999	Mateen Cleaves, G
2000	Morris Peterson, F
	Mateen Cleaves, G
	Morris Peterson, F
2001	Charlie Bell, G (M)
	Jason Richardson, G/F
2002	Marcus Taylor, G
2004	Paul Davis, C
2007	Drew Neitzel, G
2008	Drew Neitzel, G (C)
2009	Kalin Lucas, G
2010	Kalin Lucas, G
2012	Draymond Green, F
2014	Gary Harris, G
2016	Denzel Valentine, G
2018	Miles Bridges, G/F
2019	Cassius Winston, G

## SECOND TEAM

1953	Al Ferrari, G
1955	Al Ferrari, G
1954	Julius McCoy, F
1958	Robert Anderegg, F
	Jack Quigglea, G
1959	Robert Anderegg, F
1960	Lance Olson, F
1964	George (Pete) Gent, F
1965	Stanley Washington, F
1966	William Curtis, C
1967	Matthew Aitch, C
	Lee Lafayette, C
	Lee Lafayette, C
1968	Greg Kelsler, F
1977	Greg Kelsler, F
1978	Kevin Smith, G
1981	Sam Vincent, G
1983	Sam Vincent, G
1985	Scott Skiles, G
1986	Darryl Johnson, G
1987	Darryl Johnson, G
1990	Kirk Manns, G
1993	Shawn Respert, G
1995	Eric Snow, G
1996	Quinton Brooks, F
2001	Charlie Bell, G (C)
	Andre Hutson, F
	Chris Hill, G
	Chris Hill, G
2003	Alan Anderson, F (M)
2004	Maurice Ager, G (C)
2005	Maurice Ager, G (M)
	Shannon Brown, G
	Paul Davis, C
2008	Drew Neitzel, G (M)
	Raymar Morgan, F
	Goran Sutton, C
	Kalin Lucas, G
	Gary Harris, G
	Adreian Payne, F
	Keith Appling, G (C)
2014	Adreian Payne, F
2015	Branden Dawson, F
2016	Bryn Forbes, G
	Matt Costello, F (M)
2017	Miles Bridges, G/F

## THIRD TEAM

1958	Larry Hedden, F
1962	George (Pete) Gent, F
1963	George (Pete) Gent, F
1964	Stanley Washington, F
1982	Kevin Smith, G
1983	Kevin Willis, C
1984	Sam Vincent, G
1986	Darryl Johnson, G
1989	Steve Smith, G
1992	Shawn Respert, G
	Mark Montgomery, G
1993	Mike Peplowski, C
1995	Jamie Feick, C
1997	Antonio Smith, F
1998	Antonio Smith, F
1999	Antonio Smith, F
2000	Charlie Bell, G
2002	Adam Ballinger, F (M)
2004	Kelvin Torbert, G (M)
2005	Alan Anderson, F (C)
	Maurice Ager, G (M)
	Paul Davis, C
2006	Maurice Ager, G (C)
2010	Draymond Green, F
	Raymar Morgan, F (C)
	Draymond Green, F
2011	Keith Appling, G
2012	Keith Appling, G (M)
2013	Travis Trice, G
2015	Denzel Valentine, G
2016	Matt Costello, F (C)
2018	Jaren Jackson Jr., F
	Cassius Winston, G
	Nick Ward, F (M)
2019	Nick Ward, F

## HONORABLE MENTION

2019	Kenny Goins, F
	Matt McQuaid, G

C-Coaches; M-Media

## BIG TEN COACH OF THE YEAR

1978	Jud Heathcote
1986	Jud Heathcote
1998	Tom Izzo
2009	Tom Izzo
2012	Tom Izzo

## BIG TEN FRESHMAN OF THE YEAR

2013	Gary Harris, G
2017	Miles Bridges, G/F
2018	Jaren Jackson Jr., F

## BIG TEN DEFENSIVE PLAYER OF THE YEAR

1990	Ken Redfield, F
1995	Eric Snow, G
2009	Travis Walton, G
2018	Jaren Jackson Jr., F



Jaren Jackson Jr. was named the Big Ten Freshman of the Year and Defensive Player of the Year in 2018, marking the first time since 2007 a player won both awards in the same season.

## BIG TEN SIXTH MAN OF THE YEAR

2010	Draymond Green, F
2019	Xavier Tillman, F

## BIG TEN SCORING CHAMPIONS

(Conference game average)

1972	Mike Robinson (27.2 ppg)
1973	Mike Robinson (26.7 ppg)
1975	Terry Furlow (20.2 ppg)
1976	Terry Furlow (31.0 ppg)
1980	Jay Vincent (22.1 ppg)
1981	Jay Vincent (24.1 ppg)
1985	Sam Vincent (23.7 ppg)
1986	Scott Skiles (29.1 ppg)
1991	Steve Smith (23.2 ppg)
1995	Shawn Respert (25.5 ppg)
2002	Marcus Taylor (17.7 ppg)
2016	Denzel Valentine (19.2 ppg)

## BIG TEN ALL-FRESHMAN TEAM

2004	Shannon Brown, G
2005	Drew Neitzel, G
2007	Raymar Morgan, F
2009	Delvon Roe, F
2012	Branden Dawson, G
2013	Gary Harris, G
2017	Miles Bridges, G/F
2018	Jaren Jackson Jr., F

## BIG TEN ALL-DEFENSIVE TEAM

2006	Shannon Brown, G
2007	Travis Walton, G
2008	Travis Walton, G
2009	Travis Walton, G
2011	Delvon Roe, F
2012	Draymond Green, F



**HONORS & AWARDS**

2014 Gary Harris, G  
 2015 Brandon Dawson, F  
 2019 Matt McQuaid, G

**BIG TEN PLAYER OF THE WEEK**

Feb. 28, 1983 Scott Skiles  
 March 7, 1983 Scott Skiles  
 Feb. 4, 1985 Sam Vincent  
 March 4, 1985 Sam Vincent  
 Jan. 20, 1986 Scott Skiles  
 Feb. 3, 1986 Scott Skiles  
 Feb. 17, 1986 Darryl Johnson  
 Dec. 7, 1988 Steve Smith  
 Dec. 20, 1988 Steve Smith  
 Jan. 31, 1989 Kirk Manns  
 Dec. 4, 1989 Steve Smith  
 Feb. 13, 1990 Kirk Manns  
 March 6, 1990 Steve Smith  
 March 13, 1990 Steve Smith  
 Jan. 15, 1991 Mike Peplowski  
 Jan. 22, 1991 Steve Smith  
 Dec. 23, 1991 Mike Peplowski  
 Feb. 17, 1992 Mike Peplowski  
 Dec. 14, 1992 Mike Peplowski  
 Feb. 28, 1994 Shawn Respert  
 Jan. 9, 1995 Eric Snow  
 Jan. 17, 1995 Shawn Respert  
 Jan. 30, 1995 Shawn Respert  
 Feb. 27, 1995 Eric Snow  
 March 13, 1995 Shawn Respert  
 Jan. 19, 1998 Mateen Cleaves  
 Feb. 2, 1998 Mateen Cleaves  
 Jan. 4, 1999 Morris Peterson  
 Jan. 24, 1999 Mateen Cleaves  
 Jan. 10, 2000 Morris Peterson  
 Feb. 7, 2000 Morris Peterson  
 Feb. 21, 2000 Mateen Cleaves  
 Nov. 20, 2000 Charlie Bell  
 Dec. 31, 2000 Charlie Bell  
 Jan. 15, 2001 Jason Richardson  
 Feb. 19, 2001 Jason Richardson  
 Feb. 25, 2002 Adam Ballinger  
 March 4, 2002 Marcus Taylor  
 Jan. 27, 2003 Chris Hill  
 Jan. 19, 2004 Paul Davis  
 Feb. 2, 2004 Paul Davis  
 Dec. 13, 2004 Paul Davis  
 March 7, 2005 Alan Anderson  
 Nov. 28, 2005 Paul Davis  
 Dec. 26, 2005 Shannon Brown  
 Jan. 16, 2006 Paul Davis  
 March 6, 2006 Paul Davis  
 Nov. 20, 2006 Drew Neitzel  
 Nov. 27, 2006 Drew Neitzel  
 Feb. 26, 2007 Drew Neitzel  
 Nov. 19, 2007 Raymar Morgan  
 Jan. 7, 2008 Raymar Morgan  
 Jan. 28, 2008 Drew Neitzel  
 March 3, 2008 Goran Suton  
 Jan. 5, 2009 Raymar Morgan  
 Jan. 12, 2009 Kalin Lucas  
 Feb. 16, 2009 Delvon Roe  
 Feb. 1, 2010 Durrell Summers  
 March 1, 2010 Raymar Morgan  
 Nov. 29, 2010 Kalin Lucas  
 Jan. 17, 2011 Draymond Green  
 Dec. 5, 2011 Keith Appling  
 Dec. 12, 2011 Draymond Green  
 Jan. 2, 2012 Keith Appling  
 Jan. 30, 2012 Draymond Green  
 Feb. 13, 2012 Draymond Green

Feb. 20, 2012 Draymond Green  
 Dec. 24, 2012 Derrick Nix  
 Feb. 4, 2013 Keith Appling  
 Nov. 18, 2013 Adreian Payne  
 Dec. 23, 2013 Adreian Payne  
 Dec. 30, 2013 Keith Appling  
 Nov. 17, 2014 Travis Trice  
 Jan. 12, 2015 Travis Trice  
 Feb. 2, 2015 Branden Dawson  
 Nov. 23, 2015 Denzel Valentine  
 Dec. 28, 2015 Bryn Forbes  
 Feb. 8, 2016 Denzel Valentine  
 Feb. 15, 2016 Denzel Valentine  
 Feb. 27, 2017 Nick Ward  
 Dec. 26, 2017 Miles Bridges  
 Jan. 2, 2018 Nick Ward  
 Feb. 12, 2018 Miles Bridges  
 Nov. 26, 2018 Cassius Winston  
 Dec. 31, 2018 Cassius Winston  
 Jan. 7, 2019 Nick Ward  
 Jan. 21, 2019 Cassius Winston  
 Jan. 28, 2019 Cassius Winston  
 Feb. 25, 2019 Cassius Winston

**BIG TEN FRESHMAN OF THE WEEK**

Jan. 30, 2012 Brandon Dawson  
 Nov. 19, 2012 Gary Harris  
 Dec. 10, 2012 Gary Harris  
 Feb. 18, 2013 Gary Harris  
 Feb. 1, 2016 Deyonta Davis  
 Nov. 14, 2016 Miles Bridges  
 Nov. 28, 2016 Miles Bridges  
 Dec. 5, 2016 Nick Ward  
 Dec. 26, 2016 Nick Ward  
 Jan. 2, 2017 Nick Ward  
 Jan. 16, 2017 Miles Bridges  
 Jan. 30, 2017 Miles Bridges  
 Feb. 20, 2017 Miles Bridges  
 Feb. 27, 2017 Nick Ward  
 Nov. 27, 2017 Jaren Jackson Jr.  
 Dec. 11, 2017 Jaren Jackson Jr.  
 Jan. 15, 2018 Jaren Jackson Jr.  
 Jan. 29, 2018 Jaren Jackson Jr.

**NCAA ALL-TOURNAMENT TEAM**

1957 Johnny Green  
 1979 Earvin Johnson  
 Greg Kelsner  
 2000 Charlie Bell  
 Mateen Cleaves  
 A.J. Granger  
 Morris Peterson  
 2009 Kalin Lucas  
 Goran Suton

**FINAL FOUR MOST OUTSTANDING PLAYER**

1979 Earvin Johnson  
 2000 Mateen Cleaves

**NCAA TOURNAMENT ALL-REGIONAL TEAM**

1957 Johnny Green (Midwest)  
 Jack Quiggle (Midwest)  
 1959 Bob Anderegg (Midwest)  
 Johnny Green (Midwest)

1978 Earvin Johnson (Midwest)  
 Greg Kelsner (Midwest)  
 1979 Earvin Johnson (Midwest)  
 Greg Kelsner (Midwest)  
 1986 Scott Skiles (Midwest)  
 1990 Steve Smith (Southeast)  
 1999 Mateen Cleaves (Midwest)  
 A.J. Granger (Midwest)  
 Morris Peterson (Midwest)  
 2000 Mateen Cleaves (Midwest)  
 A.J. Granger (Midwest)  
 Andre Hutson (Midwest)  
 Morris Peterson (Midwest)  
 2001 Charlie Bell (South)  
 David Thomas (South)  
 Paul Davis (South)  
 2003 Erazem Lorbek (South)  
 Maurice Ager (Austin)  
 2005 Shannon Brown (Austin)  
 Paul Davis (Austin)  
 2009 Kalin Lucas (Midwest)  
 Goran Suton (Midwest)  
 Travis Walton (Midwest)  
 2010 Draymond Green (Midwest)  
 Durrell Summers (Midwest)  
 2012 Draymond Green (West)  
 2014 Gary Harris (East)  
 Adreian Payne (East)  
 Travis Trice (East)  
 2015 Denzel Valentine (East)  
 Xavier Tillman (East)  
 2019 Cassius Winston (East)

**NCAA REGIONAL MOST OUTSTANDING PLAYER**

1979 Greg Kelsner (Midwest)  
 1999 Morris Peterson (Midwest)  
 2000 Morris Peterson (Midwest)  
 2001 Charlie Bell (South)  
 2005 Shannon Brown (Austin)  
 2009 Goran Suton (Midwest)  
 2010 Durrell Summers (Midwest)  
 2015 Travis Trice (East)  
 2019 Cassius Winston (East)



Shannon Brown earned Most Outstanding Player honors at the 2005 Austin Regional, leading MSU to wins over Duke and Kentucky.





## HONORS &amp; AWARDS

MOST VALUABLE  
PLAYER

(Chicago Tribune Award - Team Vote)	
1951	James Snodgrass
1952	William Bower
1953	Al Ferrari
1954	Al Ferrari
1955	Al Ferrari
1956	Julius McCoy
1957	George Ferguson
1958	Johnny Green
1959	Johnny Green
1960	Horace Walker
1961	Arthur Schwarm
1962	George (Pete) Gent
1963	Edward (Ted) Williams
1964	Frederick Thomann
1965	Stanley Washington
1966	Stanley Washington
1967	Matthew Aitch
1968	Lee Lafayette
1969	Lee Lafayette
1970	Ralph Simpson
1971	Bill Kilgore
1972	Bill Kilgore
1973	Bill Kilgore
1974	Michael Robinson
1975	Lindsay Hairston
1976	Terry Furlow
1977	Robert Chapman
1978	Greg Kelsner
1979	Earvin Johnson
1980	Jay Vincent
1981	Jay Vincent
1982	Kevin Smith
1983	Sam Vincent
1984	Sam Vincent
1985	Sam Vincent
1986	Scott Skiles
1987	Darryl Johnson
1988	Carlton Valentine
1989	Steve Smith
1990	Steve Smith
1991	Steve Smith
1992	Dwayne Stephens
1993	Mike Peplowski
1994	Shawn Respert
1995	Shawn Respert
1996	Quinton Brooks
1997	Ray Weathers
1998	Mateen Cleaves
1999	Mateen Cleaves
2000	Mateen Cleaves
2001	Morris Peterson
	Andre Hutson
2002	Jason Richardson
2003	Marcus Taylor
	Alan Anderson
	Chris Hill
2004	Paul Davis
2005	Alan Anderson
2006	Maurice Ager
	Shannon Brown
	Paul Davis
2007	Drew Neitzel
2008	Drew Neitzel
	Raymar Morgan
2009	Kalin Lucas
2010	Kalin Lucas
	Raymar Morgan
2011	Kalin Lucas
2012	Draymond Green



**Kalin Lucas was a three-time team selection for Team MVP.**

2013	Gary Harris
2014	Gary Harris
2015	Travis Trice
2016	Denzel Valentine
2017	Miles Bridges
2018	Miles Bridges
2019	Cassius Winston

## MOST VALUABLE PLAYER

(Charles S. Phillips Award - Media Vote)	
1951	Ray Steffen
1952	William Bower
1953	Al Ferrari
1954	Al Ferrari
1955	Al Ferrari
1956	Julius McCoy
1957	Jack Quiggle
1958	Johnny Green
1959	Johnny Green
1960	Horace Walker
1961	Arthur Schwarm
1962	George (Pete) Gent
1963	Edward (Ted) Williams
1964	George (Pete) Gent
1965	William Curtis
1966	Stanley Washington
1967	Matthew Aitch
1968	Lee Lafayette
1969	Lee Lafayette
1970	Ralph Simpson
1971	William Kilgore
1972	Michael Robinson
1973	Michael Robinson
1974	Michael Robinson
1975	Lindsay Hairston
1976	Terry Furlow
1977	Greg Kelsner
1978	Earvin Johnson
1979	Earvin Johnson
	Greg Kelsner
1980	Jay Vincent
1981	Jay Vincent
1982	Kevin Smith
1983	Scott Skiles
1984	Sam Vincent
1985	Sam Vincent
1986	Scott Skiles

1987	Darryl Johnson
1988	Ken Redfield
1989	Steve Smith
1990	Steve Smith
1991	Steve Smith
1992	Mike Peplowski
1993	Shawn Respert
1994	Shawn Respert
1995	Shawn Respert
	Eric Snow
1996	Quinton Brooks
1997	Ray Weathers
1998	Mateen Cleaves
1999	Mateen Cleaves
2000	Mateen Cleaves
2001	Morris Peterson
	Charlie Bell
	Andre Hutson
2002	Marcus Taylor
2003	Chris Hill
2004	Paul Davis
2005	Alan Anderson
2006	Paul Davis
2007	Drew Neitzel
2008	Drew Neitzel
2009	Kalin Lucas
2010	Draymond Green
2011	Kalin Lucas
2012	Draymond Green
2013	Keith Appling
2014	Gary Harris
2015	Branden Dawson
	Denzel Valentine
2016	Denzel Valentine
2017	Miles Bridges
2018	Miles Bridges
2019	Cassius Winston

JOHN E. BENINGTON  
BEST DEFENSIVE  
PLAYER

1977	James Coutre
1978	Robert Chapman
1979	Earvin Johnson
1980	Terry Donnelly
1981	Rick Kaye
1982	Ben Tower
1983	Ben Tower
1984	Ben Tower
1985	Richard Mudd
1986	Barry Fordham
1987	Vernon Carr
1988	Ed Wright
1989	Ken Redfield
1990	Ken Redfield
1991	Dwayne Stephens
1992	Mark Montgomery
1993	Dwayne Stephens
1994	Eric Snow
1995	Eric Snow
1996	Daimon Beathea
1997	Ray Weathers
1998	Charlie Bell
	Mateen Cleaves
	Antonio Smith
1999	Charlie Bell
2000	Charlie Bell
2001	Charlie Bell
	Andre Hutson
2002	Alan Anderson
	Kelvin Torbert
2003	Kelvin Torbert



## HONORS & AWARDS

2004	Kelvin Torbert	
2005	Alan Anderson Kelvin Torbert	2003
2006	Shannon Brown	
2007	Travis Walton	
2008	Travis Walton	2004
2009	Travis Walton	
2010	Chris Allen	2005
	Raymar Morgan	
2011	Keith Appling	2006
2012	Keith Appling	
2013	Keith Appling	
	Gary Harris	2007
2014	Branden Dawson Gary Harris	
2015	Branden Dawson Lourawls Nairn Jr.	
2016	Eron Harris	
2017	Eron Harris	2008
	Matt McQuaid	
2018	Joshua Langford Matt McQuaid	
2019	Matt McQuaid	2009

### ACADEMIC ALL-BIG TEN

1966	Bill Curtis	
1968	Steve Rymal	2010
1970	Ralph Simpson	
1978	Terry Donnelly	
1979	Greg Kelsner	2011
1990	Mark Montgomery	2012
	Matt Steigenga	
1991	Mark Montgomery	2013
	Mike Peplowski	2014
	Matt Steigenga	
1992	Matt Steigenga	
1994	Steve Polonowski	2015
	Erik Qualman	
1995	Steve Nicodemus	2016
	Steve Polonowski	
	Mark Prylow	2017
1996	Steve Nicodemus	
	Steve Polonowski	
1997	Steve Polonowski	2018
2000	Mat Ishbia	
2001	Jason Andreas	2019
	Mat Ishbia	
2002	Jason Andreas Mat Ishbia	



Matt Costello was a three-time Academic All-Big Ten selection.

### BIG TEN DISTINGUISHED SCHOLAR

2014	Colby Wollenman
2015	Colby Wollenman
2016	Colby Wollenman

### ACADEMIC ALL-DISTRICT IV

1990	Matt Steigenga
2003	Chris Hill
2004	Chris Hill
2005	Chris Hill
2008	Drew Neitzel
2015	Colby Wollenman
2016	Colby Wollenman

	Brian Westrick		
	Jason Andreas		
	Chris Hill		
	Brian Westrick	1963	William Berry
	Adam Wolfe	1964	Stanley Washington
	Jason Andreas	1965	Edward (Ted) Crary
	Chris Hill	1966	Matthew Aitch
	Chris Hill	1967	Heywood Edwards
	Drew Naymick	1968	James Gibbons
	Jason Aerts	1969	Tom Lick
	Idong Ibok	1970	Rudy Benjamin
	Drew Neitzel	1971	Paul Dean
	Brandon Darnton	1972	Gary Ganakas
	Jacob Hannon	1973	Benny White
	Idong Ibok	1974	Lindsay Hairston
	Drew Naymick	1975	William Glover
	Drew Neitzel	1976	Dan Riewald
	Bryan Tibaldi	1977	Ronald Charles
	Isaiah Dahlman	1978	Michael Brkovich
	Tom Herzog	1979	Terry Donnelly
	Idong Ibok	1980	Ronald Charles
	Drew Naymick	1981	Ben Tower
	Drew Neitzel	1982	Kevin Willis
	Isaiah Dahlman	1983	Kevin Willis
	Tom Herzog	1984	Larry Polec
	Idong Ibok	1985	Sam Vincent
	Mike Kebler	1986	Darryl Johnson
	Isaiah Dahlman	1987	Carlton Valentine
	Tom Herzog	1988	George Papadakos
	Mike Kebler	1989	Kirk Manns
	Mike Kebler	1990	Kirk Manns
	Dan Chapman	1991	Mark Montgomery
	Adreian Payne	1992	Dwayne Stephens
	Dan Chapman	1993	Eric Snow
	Trevor Bohnhoff	1994	Anthony Miller
	Dan Chapman	1995	Jamie Feick
	Matt Costello	1996	Ray Weathers
	Colby Wollenman	1997	Antonio Smith
	Matt Costello	1998	Mateen Cleaves
	Colby Wollenman	1999	Morris Peterson
	Matt Van Dyk	2000	Jason Klein
	Colby Wollenman	2001	Morris Peterson
	Kyle Ahrens	2002	A.J. Granger
	Conner George	2003	Charlie Bell
	Matt Van Dyk	2004	Jason Andreas
	Kyle Ahrens	2005	Jason Andreas
	Ben Carter	2006	Adam Ballinger
	Conner George	2007	Kelvin Torbert
	Jack Holberg	2008	Maurice Ager
	Xavier Tillman	2009	Kelvin Torbert
	Cassius Winston	2010	Maurice Ager
		2011	Shannon Brown
		2012	Goran Suton
		2013	Kalin Lucas
		2014	Delvon Roe
		2015	Durrell Summers
		2016	Draymond Green
			Mike Kebler
			Derrick Nix
			Adreian Payne
			Denzel Valentine
			Denzel Valentine
			Bryn Forbes
			Matt Costello
			Alvin Ellis III
			Nick Ward
			Xavier Tillman
			Xavier Tillman



## HONORS &amp; AWARDS

STEPHEN G. SCOFES  
INSPIRATIONAL  
PLAYER\*

1963	William Schwarz
1964	Marcus Sanders
1965	John Shick
1966	Edward (Ted) Crary
1967	Edward (Ted) Crary
1968	Gerald Geistler
1969	John Holms
1970	Steve Kirkpatrick
1971	Ronald Gutkowski
1972	Ronald Gutkowski
1973	Gary Ganakas
1974	Robert (Joe) Shackleton
1975	Lovelle Rivers
1976	Benny White
1977	Edgar Wilson
1978	Dan Riewald
	Alfred Brown
1979	Mike Longaker
1980	Mike Longaker
1981	Mike Brkovich
1982	Derek Perry
1983	Derek Perry
1984	Ben Tower
1985	Scott Skiles
1986	Larry Polec
1987	Barry Fordham
1988	Todd Wolfe
1989	Todd Wolfe
1990	Todd Wolfe
1991	Mike Peplowski
1992	Matt Steigenga
1993	Mike Peplowski
1994	Kris Weshinsky
1995	Eric Snow
1996	David Hart
1997	Steve Polonowski
1998	DuJuan Wiley
1999	Antonio Smith
2000	Mateen Cleaves
2001	Brandon Smith
	David Thomas
2002	Mat Ishbia
2003	Adam Wolfe
2004	Jason Andreas
2005	Delco Rowley
2006	Delco Rowley
2007	Travis Walton
2008	Travis Walton
2009	Travis Walton
2010	Isaiah Dahlman
2011	Draymond Green
2012	Draymond Green
	Austin Thornton
2013	Derrick Nix
2014	Denzel Valentine
2015	Lourawls Nairn Jr.
2016	Lourawls Nairn Jr.
2017	Lourawls Nairn Jr.
2018	Lourawls Nairn Jr.
2019	Joshua Langford

\* Sportsmanship Award prior to 1995

## UNsung PLAYER

1989	Jim Sarkine
1990	Dave Mueller
1991	Jeff Casler
1992	Ron Haley
1993	Jon Zulauf
1994	Erik Qualman
1995	Mark Prylow

1996  
1997  
19981999  
20002001  
20022003  
20042005  
20062007  
2008

2009

2010  
2011  
20122013  
2014  
2015  
2016  
2017  
2018

2019

CHAIRMAN OF THE  
BOARDS1996  
2000  
20012002  
20032004  
2005  
20062007  
2008  
2009

2010

Antonio Smith  
Morris Peterson  
Andre Hutson  
Jason Klein  
Andre Hutson  
Andre Hutson  
A.J. Granger  
David Thomas  
Tim Bograkovs  
Chris Hill  
Jason Andreas  
Tim Bograkovs  
Rashi Johnson  
Tim Bograkovs  
Delco Rowley  
Matt Trannon  
Drew Naymick  
Drew Naymick  
Isaiah Dahlman  
Idong Ibok  
Isaiah Dahlman  
Mike Kebler  
Anthony Ianni  
Derrick Nix  
Denzel Valentine  
Denzel Valentine  
Colby Wollenman  
Colby Wollenman  
Matt Van Dyk  
Ben Carter  
Xavier Tillman  
Kyle Ahrens  
Conner George



Xavier Tillman was the recipient of the team's Scholar-Athlete Award in 2019.

2011  
2012  
2013  
2014

Draymond Green  
Draymond Green  
Adreian Payne  
Branden Dawson  
Adreian Payne  
Denzel Valentine  
Branden Dawson  
Matt Costello  
Miles Bridges  
Nick Ward  
Kenny Goins

SCHOLAR-ATHLETE  
AWARD

1996

1997  
1998  
1999  
2000  
2001

Steve Nicodemus  
Steve Polonowski  
Steve Polonowski  
A.J. Granger  
Charlie Bell  
A.J. Granger  
Jason Andreas



Lourawls "Tum Tum" Nairn Jr. won the Inspirational Player Award four times.



**HONORS & AWARDS**

2002	Jason Andreas
2003	Chris Hill
2004	Chris Hill
2005	Chris Hill
2006	Drew Naymick
2007	Drew Naymick
2008	Tom Herzog
2009	Drew Neitzel
2010	Idong Ibok
2011	Mike Kebler
2012	Tom Herzog
2013	Mike Kebler
2014	Mike Kebler
2015	Adreian Payne
2016	Adreian Payne
2017	Colby Wollenman
2018	Colby Wollenman
2019	Matt Van Dyk
	Kyle Ahrens
	Xavier Tillman

**DISTINGUISHED SPARTAN AWARD**

1997	Rickey Ayala
1998	Julius McCoy
1999	Robin Roberts
2000	Horace Walker
2001	Johnny Green
2002	Gus Ganakas
2003	Lance Olson
2004	Greg Kelsner
2005	Peter Gent
2006	Kevin Willis
2007	Michael Longaker
2009	Jay Vincent

**ANTONIO SMITH GLUE AND GUTS AWARD**

2001	Aloysius Anagonye
	Andre Hutson
2002	Aloysius Anagonye



Aloysius Anagonye won the first three Antonio Smith Glue and Guts Awards.

2003
2004
2005
2006
2007
2008
2009
2010
2011
2012
2013
2014
2015
2016
2017
2018
2019

**TIM BOGRAKOS WALK-ON AWARD**

2007	Jack Hannon
2008	Mike Kebler
2009	Jon Crandell
2010	Jon Crandell
2011	Anthony Ianni
2012	Dan Chapman
2013	Dan Chapman
2014	Keenan Wetzel
2015	Colby Wollenman
	Trevor Bohnhoff
	Matt Van Dyk
2016	Matt Van Dyk
2017	Conner George
2018	Jack Hoiberg
2019	Jack Hoiberg
	Brock Washington

**MSU ATHLETICS HALL OF FAME**

1992	Jack Breslin
	Bob Carey
	Lynn Chadnois
	Lyman Frimodig
	Johnny Green
	Earvin Johnson
	Robin Roberts
	Chet Aubuchon
1996	Greg Kelsner
2000	Roger Groove
	Brad Van Pelt
2001	Jud Heathcote
	Steve Smith
2007	Scott Skiles
2010	Julius McCoy
2011	Mateen Cleaves
2012	Shawn Respert
2013	Morris Peterson
2015	Charlie Bell

**GEORGE ALDERTON ATHLETE OF THE YEAR**

(Presented to the top male athlete at MSU)

1985	Sam Vincent
1986	Scott Skiles
1991	Steve Smith
1995	Shawn Respert
1999	Mateen Cleaves
2000	Mateen Cleaves

Aloysius Anagonye
Tim Bograkos
Tim Bograkos
Matt Trannon
Travis Walton
Travis Walton
Travis Walton
Draymond Green
Draymond Green
Delvon Roe
Draymond Green
Derrick Nix
Keith Appling
Branden Dawson
Lourawls Nairn Jr.
Denzel Valentine
Denzel Valentine
Eron Harris
Lourawls Nairn Jr.
Kyle Ahrens

2012	Draymond Green
2016	Denzel Valentine
2018	Miles Bridges
2019	Cassius Winston

**JESSE OWENS BIG TEN MALE ATHLETE OF THE YEAR**

2012	Draymond Green
2016	Denzel Valentine

**BIG TEN CONFERENCE MEDAL OF HONOR**

(Presented at each conference institution for outstanding achievement in academics and athletics)

1959	Robert Anderegg
1964	George (Pete) Gent
1979	Greg Kelsner
1981	Jay Vincent
2005	Chris Hill
2008	Drew Neitzel

**DR. JAMES FEURIG ACHIEVEMENT & SERVICE AWARD**

(Presented to a graduating senior for athletic and academic success, who demonstrates involvement in school/campus and community activities)

1980	Michael Longaker
1987	Barry Fordham
1992	Matt Steigenga

**CHESTER BREWER LEADERSHIP AWARD**

(Presented to a graduating senior for athletic and academic achievement and for possessing a high degree of character, leadership qualities and skill)

1957	Pat Wilson
1968	John Bailey
1980	Terry Donnelly
1995	Eric Snow




Charlie Bell was inducted into the Michigan State Athletics Hall of Fame in 2015.





## SPARTAN NBA DRAFT PICKS



Gary Harris was selected by the Denver Nuggets in the first round of the 2014 NBA Draft.



Draymond Green was selected by Golden State in the second round of the 2012 NBA Draft.



Jaren Jackson Jr. and Miles Bridges were selected in the first round of the 2018 NBA Draft.

1952

Gordon Stauffer - Indianapolis

1955

Al Ferrari - Milwaukee - 3rd Rd. (Pick 15)  
Bob Armstrong - Rochester - 12th Rd. (Pick 87)

1956

Julius McCoy - St. Louis - 7th Rd. (Pick 50)

1957

George Ferguson - Milwaukee - 7th Rd. (Pick 51)

1958

Jack Quiggle - Detroit - 8th Rd. (Pick 58)

1959

Johnny Green - New York - 1st Rd. (Pick 5)  
Bob Anderegg - New York - 3rd Rd. (Pick 20)

1960

Horace Walker - St. Louis - 4th Rd. (Pick 30)

1964

Pete Gent - Baltimore - 14th Rd. (Pick 96)

1966

Stan Washington - Los Angeles - 5th Rd. (Pick 48)  
Bill Curtis - Chicago - 8th Rd. (Pick 77)

1967

Charles Smith - Baltimore - 11th Rd. (Pick 114)  
Matthew Aitch - Detroit - 13th Rd. (Pick 135)

1969

Lee Lafayette - San Francisco - 4th Rd. (Pick 40)

1971

Rudy Benjamin - San Diego - 5th Rd. (Pick 75)

1972

Ralph Simpson - Chicago - 1st Rd. (Pick 11)

1973

Bill Kilgore - Detroit - 9th Rd. (Pick 145)

1974

Mike Robinson - Cleveland - 7th Rd. (Pick 111)

1975

Lindsay Hairston - Detroit - 4th Rd. (Pick 64)

1976

Terry Furlow - Philadelphia - 1st Rd. (Pick 12)

1977

Bob Chapman - Kansas City 5th Rd. (Pick 97)

1979

Earvin Johnson - L.A. Lakers - 1st Rd. (Pick 1)  
Greg Kelsner - Detroit - 1st Rd. (Pick 4)

1980

Ron Charles - Chicago - 4th Rd. (Pick 74)

1981

Jay Vincent - Dallas - 2nd Rd. (Pick 24)  
Mike Brkovich - Milwaukee - 8th Rd. (Pick 181)

1982

Kevin Smith - Detroit - 9th Rd. (Pick 193)

1983

Derek Perry - Detroit - 6th Rd. (Pick 124)

1984

Kevin Willis - Atlanta - 1st Rd. (Pick 11)  
Ben Tower - Detroit - 9th Rd. (Pick 203)

1985

Sam Vincent - Boston - 1st Rd. (Pick 20)  
Ken Johnson - Portland - 2nd Rd. (Pick 28)

1986

Scott Skiles - Milwaukee - 1st Rd. (Pick 22)  
Larry Polec - Detroit - 7th Rd. (Pick 155)

1987

Darryl Johnson - Golden State - 3rd Rd. (Pick 58)  
Vernon Carr - Sacramento - 5th Rd. (Pick 97)

1991

Steve Smith - Miami - 1st Rd. (Pick 5)

1992

Matt Steigenga - Chicago - 2nd Rd. (Pick 52)



## SPARTANS IN THE NBA

1993

Mike Peplowski - Sacramento - 2nd Rd. (Pick 52)

1994

Anthony Miller - Golden State - 2nd Rd. (Pick 39)

1995

Shawn Respert - Portland - 1st Rd. (Pick 8)

Eric Snow - Milwaukee - 2nd Rd. (Pick 43)

1996

Jamie Feick - Philadelphia - 2nd Rd. (Pick 48)

2000

Mateen Cleaves - Detroit - 1st Rd. (Pick 14)

Morris Peterson - Toronto - 1st Rd. (Pick 21)

2001

Jason Richardson - Golden St. - 1st Rd. (Pick 5)

Zach Randolph - Portland - 1st Rd. (Pick 19)

Andre Hutson - Milwaukee - 2nd Rd. (Pick 4)

2002

Marcus Taylor - Minnesota - 2nd Rd. (Pick 51)

2005

Erazem Lorbek - Indiana - 2nd Rd. (Pick 46)

2006

Shannon Brown - Cleveland - 1st Rd. (Pick 25)

Maurice Ager - Dallas - 1st Rd. (Pick 28)

Paul Davis - L.A. Clippers - 2nd Rd. (Pick 34)

2009

Goran Suton - Utah - 2nd Rd. (Pick 50)

2012

Draymond Green - Golden State - 2nd Rd. (Pick 35)

2014

Adreian Payne - Atlanta - 1st Rd. (Pick 15)

Gary Harris - Chicago\* - 1st Rd. (Pick 19)

\* Traded to Denver on draft night.

2015

Branden Dawson - New Orleans\* - 2nd Rd. (Pick 56)

\* Traded to LA Clippers on draft night.

2016

Denzel Valentine - Chicago - 1st Rd. (Pick 14)

Deyonta Davis - Boston\* - 2nd Rd. (Pick 31)

\* Traded to Memphis on draft night.

2018

Jaren Jackson Jr. - Memphis - 1st Rd. (Pick 4)

Miles Bridges - Los Angeles Clippers\* - 1st Rd. (Pick 12)

\* Traded to Charlotte on draft night.

## DRAYMOND GREEN

*Golden State Warriors*

Draymond Draymond Green has helped lead the Golden State Warriors to three championships in the last five seasons and was the Defensive Player of the Year in 2016-17. Individually, he has earned Second-Team All-Defense twice (2018, 2019) and has appeared in three All-Star games (2016-18). In 2016, he averaged career highs in scoring (14.0 ppg), rebounding (9.5 rpg) and assists (6.0 apg), earning Second-Team All-NBA honors, while also appearing in his first All-Star game and making the All-Defensive First Team for the second straight season. Following the season, Green won a gold medal with Team USA at the 2016 Rio Olympics. In 2014-15, his first year as a starter, Green helped lead the Golden State Warriors to an NBA title, while earning All-Defensive First Team honors in the regular season.

GARY HARRIS *Denver Nuggets*

In 2018-19, Gary Harris helped lead the Nuggets to a 54-28 regular season record (second best in the Western Conference) and their first playoff appearance in five years. Harris averaged 12.9 ppg, 2.8 rpg and started in 48 games in his fifth year in the league. Harris averaged a career-best 17.5 points in his fourth season with the Denver Nuggets in 2017-18, shooting .396 from 3-point range in his third season as a full-time starter. He added 2.6 rebounds, 2.9 assists and 1.8 steals per game. Among NBA shooting guards, Harris ranked 11th in points per game (17.5), fourth in field goal percentage (48.5), 13th in 3-point percentage (39.6), and third in steals (122). Harris signed a contract extension in October 201 that will keep him in Denver through the 2021-22 season. A 2014 NBA Draft first rounder, he was traded from the Chicago Bulls to Denver on draft night.



## SPARTANS IN THE NBA

## DENZEL VALENTINE

*Chicago Bulls*

Valentine missed the 2018-19 season with an ankle injury. He earned his first NBA start on October 26, 2017 in a game against the Atlanta Hawks. Valentine went on to start 37 games for the Bulls in 2017-18, in addition to 77 total appearances. In 2017-18, Valentine averaged career-high's across the board with 10.2 points, 5.1 rebounds, and 3.2 assists. As a rookie Valentine appeared in 57 games, averaging 5.1 points. He was selected by the Chicago Bulls with the 14th pick of the 2016 NBA Draft, becoming the highest Spartan draftee since 2001.



## BRAYN FORBES

*San Antonio Spurs*

Forbes made a name for himself in the 2018-19 season, starting in 81 games for the San Antonio Spurs. The Lansing, Mich. native averaged 11.8 ppg and shot 42.6 percent from beyond the arc. Forbes joined Danny Green and Gary Neal as the only Spurs players to score 1,000 points and make 150 3-pointers in their first 150 games with the team, and reached 250 3-pointers made in March, 2019. Not selected in the 2016 NBA Draft, Forbes earned a spot with the San Antonio Spurs after a strong showing in the summer league. As a rookie he appeared in 36 games, and averaged double-figure minutes in six playoff appearances.



## MILES BRIDGES

*Charlotte Hornets*

Miles Bridges was selected by the Los Angeles Clippers with the 12th pick of the first round in the 2018 NBA Draft. He was later traded to the Charlotte Hornets for the No. 11 pick. Bridges made his debut with the Hornets during the NBA Summer League, averaging 15.0



points, 8.2 rebounds and 1.8 assists in five games. During his rookie season, Bridges played in 80 games for the Hornets where he averaged 7.4 ppg and 4.0 rpg in 21.2 minutes per game. The 6-foot-7 small forward shot 46.4 percent from the field while starting 25 games. Bridges competed in the 2019 AT&T Slam Dunk Contest in Charlotte.

## JAREN JACKSON JR.

*Memphis Grizzlies*

Jackson, who started in 56 games, averaged 13.8 ppg, 4.7 rpg, 1.4 bpg and was named to the NBA All-Rookie First Team in his first year with the Grizzlies. Jackson's 1.4 bpg ranked 14th in the NBA and second among rookies. Jackson was selected with the No. 4 pick in the 2018 NBA Draft, the seventh time an MSU player had been picked among the top-10 all-time and the highest pick since 1979.



## BEHIND THE SCENES

- Former MSU assistant Jim Boylen was named the head coach of the Chicago Bulls on Dec. 3, 2018 after serving three seasons as the associate head coach.
- Former MSU video coordinator Paul Rivers is Chief of Staff with the Oklahoma City Thunder.
- Jordan Ott, a former MSU video coordinator and graduate manager, is an assistant coach and manager of advance scouting with the Brooklyn Nets.

Former managers and graduate managers have also found homes in the NBA:

- Steve Hetzel is in his second season as an assistant coach with the Orlando Magic.
- Dan Vincent is special assistant to the head coach/manager of advance scouting with the Cleveland Cavaliers.
- Andrew Henk is the head equipment manager for the Los Angeles Lakers.
- Zach Peterson is a player development coach for the Oklahoma City Thunder.
- Nate Babcock is the special assistant to the head coach for the Atlanta Hawks.
- Mike Pires is a Regional Scout/G-League and College for the Brooklyn Nets.
- Brian Palazzolo is assistant video coordinator for the Utah Jazz.
- Andrew Novak is a basketball operations associate with the Minnesota Timberwolves.
- Sean Sheldon is an assistant video coordinator for the San Antonio Spurs.
- Former athletic trainer Quinton Sawyer is the associate head athletic trainer with the Charlotte Hornets.



SPARTANS IN THE NBA/NBA HONORS



**NBA Honors & Awards**

**Naismith Hall of Fame**

1979	Pete Newell
2002	Magic Johnson
2016	Tom Izzo

**NBA All-Star Selections**

1962	Johnny Green
1963	Johnny Green
1965	Johnny Green
1971	Johnny Green
1972	Ralph Simpson (ABA)
1973	Ralph Simpson (ABA)
1974	Ralph Simpson (ABA)
1975	Ralph Simpson (ABA)
1976	Ralph Simpson (ABA)
1980	Magic Johnson
1982	Magic Johnson
1983	Magic Johnson
1984	Magic Johnson
1985	Magic Johnson
1986	Magic Johnson
1987	Magic Johnson
1988	Magic Johnson
1989	Magic Johnson
1990	Magic Johnson
1991	Magic Johnson
1992	Magic Johnson
1992	Kevin Willis
1998	Steve Smith
2010	Zach Randolph
2013	Zach Randolph
2016	Draymond Green
2017	Draymond Green
2018	Draymond Green



Draymond Green has been selected to the last three of the last four NBA All-Star Games.

**NBA All-Star Game MVP**

1990	Magic Johnson
1992	Magic Johnson

**NBA Championships**

1980	Magic Johnson
1982	Magic Johnson
1985	Magic Johnson
1986	Sam Vincent



Magic Johnson won three NBA MVP awards with the Los Angeles Lakers.

1987	Magic Johnson
1988	Magic Johnson
1997	Matt Steigenga
2003	Steve Smith
	Kevin Willis
2009	Shannon Brown
2010	Shannon Brown
2015	Draymond Green
2017	Draymond Green
2018	Draymond Green

**NBA MVP**

1987	Magic Johnson
1989	Magic Johnson
1990	Magic Johnson

**NBA Finals MVP**

1980	Magic Johnson
1982	Magic Johnson
1987	Magic Johnson

**NBA Most Improved Player**

1991	Scott Skiles
2004	Zach Randolph

**NBA Defensive Player of the Year Award**

2017	Draymond Green
------	----------------

**All-NBA**

1972	Ralph Simpson (ABA 2nd Team)
1973	Ralph Simpson (ABA 2nd Team)
1976	Ralph Simpson (ABA 1st Team)
1982	Magic Johnson (2nd Team)
1983	Magic Johnson (1st Team)
1984	Magic Johnson (1st Team)
1985	Magic Johnson (1st Team)
1986	Magic Johnson (1st Team)
1987	Magic Johnson (1st Team)
1988	Magic Johnson (1st Team)
1989	Magic Johnson (1st Team)
1990	Magic Johnson (1st Team)
1991	Magic Johnson (1st Team)
1992	Kevin Willis (3rd Team)
2011	Zach Randolph (3rd Team)
2016	Draymond Green (2nd Team)
2017	Draymond Green (3rd Team)

**Slam Dunk Champion**

2002	Jason Richardson
2003	Jason Richardson

**NBA All-Rookie**

1980	Magic Johnson (1st Team)
1982	Jay Vincent (1st Team)
1992	Steve Smith (1st Team)
2001	Morris Peterson (1st Team)
2002	Jason Richardson (1st Team)
2019	Jaren Jackson Jr. (1st Team)



Jaren Jackson Jr. was an NBA All-Rookie First Team selection in 2019.

**NBA Rookie Challenge MVP**

2003	Jason Richardson
------	------------------

**J. Walter Kennedy Citizenship Award**

1992	Magic Johnson
1998	Steve Smith
2005	Eric Snow

**NBA Sportsmanship Award**

2000	Eric Snow
2002	Steve Smith

**NBA All-Defensive Team**

2003	Eric Snow (2nd Team)
2015	Draymond Green (1st Team)
2016	Draymond Green (1st Team)
2017	Draymond Green (1st Team)
2018	Draymond Green (2nd Team)

**Mannie Jackson Basketball's Human Spirit Award**

2013	Magic Johnson
2015	Steve Smith

**NBA IBM Award**

1984	Magic Johnson
------	---------------

**NBA All-Star Weekend Shooting Stars Champion**

2004	Magic Johnson
2011	Steve Smith



## NBA SPARTANS ALL-TIME STATS

**Maurice Ager**

Dallas (2006-08)  
New Jersey (2007-09)  
Minnesota (2010-11)  
**4-year NBA Avg.**  
2.1 ppg 0.6 rpg 0.2 app

**Matthew Aitch**

Indiana (1967-68)  
**1-year NBA Avg.**  
5.6 ppg 3.6 rpg 0.4 app

**Robert Anderegg**

New York (1959-60)  
**1-year NBA Avg.**  
4.0 ppg 2.1 rpg 0.9 app

**Alan Anderson**

Charlotte (2005-07)  
Toronto (2011-13)  
Brooklyn (2013-15)  
Washington (2015-16)  
L.A. Clippers (2016-17)  
**8-year NBA Avg.**  
7.3 ppg 2.2 rpg 1.1 app

**Keith Appling**

Orlando (2015-16)  
**1-year NBA Avg.**  
1.2 ppg 0.2 rpg 0.2 app

**Chet Aubuchon**

Detroit (1946-47)  
**1-year NBA Avg.**  
2.2 ppg 0.7 app

**Charlie Bell**

Phoenix (2001-02)  
Dallas (2001-02)  
Milwaukee (2005-10)  
Golden State (2010-11)  
**7-year NBA Avg.**  
8.5 ppg 2.2 rpg 2.3 app

**Robert Brannum**

Sheboygan (1948-50)  
Boston (1951-55)  
**6-year NBA Avg.**  
7.4 ppg 7.0 rpg 2.1 app

**Miles Bridges**

Charlotte (2018-19)  
**1-year NBA Avg.**  
7.5 ppg 4.0 rpg 1.2 app

**Shannon Brown**

Cleveland (2006-08)  
Chicago (2007-08)  
Charlotte (2008-09)  
Los Angeles Lakers (2008-11)  
Phoenix (2011-13)  
San Antonio (2013-14)  
New York (2013-14)  
Miami (2014-15)  
**9-year NBA Avg.**  
7.6 ppg 1.9 rpg 1.1 app

**Mateen Cleaves**

Detroit (2000-01)  
Sacramento (2001-03)  
Cleveland (2003-04)  
Seattle (2004-06)  
**6-year NBA Avg.**  
3.6 ppg 1.0 rpg 1.9 app

**Matt Costello**

San Antonio (2017-18)  
**1-year NBA Avg.**  
1.0 ppg 2.3 rpg 0.5 app

**DeYonta Davis**

Memphis (2016-18)  
**2-year NBA Avg.**  
4.3 ppg 3.2 rpg 0.4 app

**Paul Davis**

L.A. Clippers (2006-09)  
Washington (2009-10)  
**4-year NBA Avg.**  
2.6 ppg 1.9 rpg 0.4 app

**Branden Dawson**

L.A. Clippers (2015-16)  
**1-year NBA Avg.**  
0.8 ppg 0.3 rpg 0.0 app

**Jamie Feick**

Charlotte (1996-97)  
San Antonio (1996-97)  
Milwaukee (1997-99)  
New Jersey (1998-2001)  
**6-year NBA Avg.**  
4.5 ppg 7.1 rpg 0.7 app

**Al Ferrari**

St. Louis (1955-56; '58-62)  
Chicago (1962-63)  
**6-year NBA Avg.**  
6.8 ppg 2.2 rpg 2.5 app

**Bryn Forbes**

San Antonio (2016-19)  
**3-year NBA Avg.**  
8.2 ppg 1.9 rpg 1.4 app

**Terry Furlow**

Philadelphia (1976-77)  
Cleveland (1977-79)  
Atlanta (1978-80)  
Utah (1979-80)  
**4-year NBA Avg.**  
10.7 ppg 2.1 rpg 2.4 app

**Draymond Green**

Golden State (2012-19)  
**7-year NBA Avg.**  
9.1 ppg 6.9 rpg 4.9 app

**Johnny Green**

New York (1959-66)  
Baltimore (1965-67)  
San Diego (1967-68)  
Philadelphia (1967-69)  
Cincinnati (1969-72)  
Kansas City/Omaha (1972-73)  
**14-year NBA Avg.**  
11.6 ppg 8.6 rpg 1.4 app

**Lindsay Hairston**

Detroit (1975-76)  
**1-year NBA Avg.**  
5.8 ppg 3.8 rpg 0.4 app

**Gary Harris**

Denver (2014-19)  
**5-year NBA Avg.**  
12.4 ppg 2.6 rpg 2.1 app

**Jaren Jackson Jr.**

Memphis (2018-19)  
**1-year NBA Avg.**  
13.8 ppg 4.7 rpg 1.1 app

**Darryl Johnson**

Cleveland (1995-96)  
**1-year NBA Avg.**  
1.1 ppg 0.2 rpg 0.1 app

**Earvin Johnson**

L.A. Lakers (1979-91; '95-96)  
**13-year NBA Avg.**  
19.5 ppg 7.2 rpg 11.2 app

**Ken Johnson**

Portland (1985-86)  
**1-year NBA Avg.**  
4.1 ppg 3.8 rpg 0.3 app

**Greg Kelsey**

Detroit (1979-82)  
Seattle (1981-83)  
San Diego (1983-84)  
Indiana (1984-85)  
**6-year NBA Avg.**  
9.7 ppg 4.6 rpg 1.3 app

**Kalin Lucas**

Memphis (2012-15)  
**1-year NBA Avg.**  
0.0 ppg 0.0 rpg 0.0 app

**Matthew Mazza**

Sheboygan (1949-50)  
**1-year NBA Avg.**  
3.8 ppg 1.1 app

**Anthony Miller**

L.A. Lakers (1994-96)  
Atlanta (1996-98; 2000-01; '04-05)  
Houston (1998-2001)  
Philadelphia (2000-01)  
**8-year NBA Avg.**  
2.8 ppg 2.7 rpg 0.4 app

**Adreian Payne**

Atlanta (2014-15)  
Minnesota (2014-17)  
Orlando (2017-18)  
**4-year NBA Avg.**  
4.0 ppg 2.9 rpg 0.6 app

**Mike Peplowski**

Sacramento (1993-94)  
Detroit (1994-95)  
Washington (1995-96)  
Milwaukee (1995-96)  
**3-year NBA Avg.**  
2.6 ppg 2.9 rpg 0.4 app

**Morris Peterson**

Toronto (2000-07)  
New Orleans (2007-10)  
Oklahoma City (2010-11)  
**11-year NBA Avg.**  
10.7 ppg 3.5 rpg 1.5 app

**Zach Randolph**

Portland (2001-07)  
New York (2007-09)  
L.A. Clippers (2008-09)  
Memphis (2009-17)  
Sacramento (2017-18)  
**17-year NBA Avg.**  
16.6 ppg 9.1 rpg 1.8 app

**Shawn Respert**

Milwaukee (1995-97)  
Toronto (1996-98)  
Dallas (1997-98)  
Phoenix (1998-99)  
**4-year NBA Avg.**  
4.9 ppg 1.3 rpg 1.0 app

**Jason Richardson**

Golden State (2001-07)  
Charlotte (2007-09)  
Phoenix (2008-11)  
Orlando (2010-12)  
Philadelphia (2012-15)  
**14-year NBA Avg.**

17.1 ppg 5.0 rpg 2.7 app

**Ralph Simpson**

Denver (1970-76; 77-78)  
Detroit (1976-78)  
Philadelphia (1978-79)  
New Jersey (1978-80)  
**10-year NBA Avg.**  
8.4 ppg 2.1 rpg 2.2 app

**Scott Skiles**

Milwaukee (1986-87)  
Indiana (1987-89)  
Orlando (1989-94)  
Washington (1994-95)  
Philadelphia (1995-96)  
**10-year NBA Avg.**  
11.1 ppg 2.5 rpg 6.5 app

**Steve Smith**

Miami (1991-95; 2004-05)  
Atlanta (1994-99)  
Portland (1999-2001)  
San Antonio (2001-03)  
New Orleans (2003-04)  
**14-year NBA Avg.**  
14.3 ppg 3.2 rpg 3.1 app

**Eric Snow**

Seattle (1995-98)  
Philadelphia (1997-2004)  
Cleveland (2004-08)  
**13-year NBA Avg.**  
6.8 ppg 2.5 rpg 5.0 app

**Matt Steigenga**

Chicago (1996-97)  
**1-year NBA Avg.**  
1.5 ppg 1.5 rpg 1.0 app

**Denzel Valentine**

Chicago (2016-19)  
**3-year NBA Avg.**  
8.0 ppg 4.1 rpg 2.3 app

**Jay Vincent**

Dallas (1981-86)  
Washington (1986-87)  
Denver (1987-89)  
San Antonio (1988-89)  
Philadelphia (1989-90)  
L.A. Lakers (1989-90)  
**9-year NBA Avg.**  
15.2 ppg 5.5 rpg 2.0 app

**Sam Vincent**

Boston (1985-87)  
Seattle (1987-88)  
Chicago (1987-90)  
Orlando (1990-92)  
**7-year NBA Avg.**  
7.8 ppg 2.1 rpg 3.9 app

**Horace Walker**

Chicago (1961-62)  
**1-year NBA Avg.**  
6.7 ppg 7.2 rpg 1.1 app

**Kevin Willis**

Atlanta (1984-95; 2004-05)  
Miami (1994-96)  
Golden State (1995-96)  
Houston (1996-98; 2001-02)  
Toronto (1998-2000)  
San Antonio (2002-04)  
Dallas (2006-07)  
**20-year NBA Avg.**  
12.1 ppg 8.4 rpg 0.9 app



USA BASKETBALL



Draymond Green became the third Spartan to win Olympic Gold, representing Team USA at the 2016 Rio Games.

**Olympic Games**

Magic Johnson	1992
Steve Smith	2000
Draymond Green	2016

**Goodwill Games**

Shawn Respert	1994
Tom Izzo (Asst. Coach)	2001

**World Championships**

Steve Smith	1994
Mateen Cleaves	1998
Charlie Bell	2005

**Pan American Games**

Jud Heathcote (Asst. Coach)	1975, 1987
Mike Peplowski	1991
Matt Steigenga	1999
Chris Hill	2003
Tom Izzo (Head Coach)	2003
Drew Neitzel	2007
Denzel Valentine	2015

**Men's Select Team**

Jason Richardson	2000
Draymond Green	2014
Gary Harris	2016
Denzel Valentine	2016

**World University Games**



Earvin "Magic" Johnson won an Olympic Gold Medal with the original "Dream Team" in 1992.

John Benington (Head Coach)	1967
Kevin Willis	1983
Steve Smith	1989
Shawn Respert	1993
Draymond Green	2011
Adreian Payne	2013

**National Team Minicamp**

Draymond Green	2015
----------------	------

**USA Hoop Summit**

Zach Randolph	2000
Marcus Taylor	2000
Gary Harris	2012
Joshua Langford	2016
Jaren Jackson Jr.	2017

**U-17 World Championships**

Jaren Jackson Jr.	2016
-------------------	------

**U-19 World Championships**

Scott Skiles	1983
Maurice Ager	2003
Paul Davis	2003
Raymar Morgan	2007
Keith Appling	2011

**Young Men's Championship**

Zach Randolph	2000
---------------	------



Denzel Valentine was a member of the 2015 Pan American Games squad.



Steve Smith won gold with Team USA at the 2000 Olympic Games in Sydney, Australia.

Jason Richardson	2000
Marcus Taylor	2001

**USA Youth Dev. Festival**

Marcus Taylor	1998
Zach Randolph	1999
Alan Anderson	2000
Paul Davis	2001
Matt Trannon	2001
Shannon Brown	2002
Drew Naymick	2002
Drew Neitzel	2003
Isaiah Dahlman	2005
Tom Herzog	2005
Delvon Roe	2007
Korie Lucious	2007

**Under 18 National Team**

Chris Allen	2006
-------------	------

**Under 16 National Team**

Brandan Kearney	2009
-----------------	------

**Youth Olympic Games**

Brandan Kearney	2010
-----------------	------

**USA Olympic Festival**

Robert Gonzalez	1979
Ben Tower	1981
Sam Vincent	1981-82
Patrick Ford	1983
Scott Skiles	1983
Mike Peplowski	1989
Matt Steigenga	1989
Dwayne Stephens	1990
Anthony Miller	1991
Quinton Brooks	1993



## SPARTAN CAPTAINS

1898-99	*	1960-61	David Fahs	2001-02	David Thomas
1899-00	*	1961-62	Arthur Schwarm		Aloysius Anagonye
1900-01	Charles Blanchard	1962-63	John Lamers		Adam Ballinger
1901-02	James Cooper	1963-64	George (Pete) Gent		Marcus Taylor
1902-03	Joseph Haftencamp	1964-65	Marcus Sanders	2002-03	Aloysius Anagonye
1903-04	Edward Balbach	1965-66	William Curtis		Adam Ballinger
1904-05	Foley Tuttle	1966-67	Matthew Aitch	2003-04	Alan Anderson
1905-06	*	1967-68	John Bailey		Jason Andreas
1906-07	Edward Krehl	1968-69	Lee Lafayette		Kelvin Torbert
1907-08	Roy Vondette	1969-70	James Gibbons	2004-05	Alan Anderson
1908-09	Parnell McKerna		Lloyd Ward		Tim Bograkovs
1909-10	Claude Hannish	1970-71	Rudy Benjamin		Chris Hill
1910-11	Fred Busch	1971-72	Ronald Gutkowski		Kelvin Torbert
1911-12	Ralph Chamberlain		Patrick Miller	2005-06	Maurice Ager
1912-13	Robert Goss	1972-73	Bill Kilgore		Shannon Brown
1913-14	George Gauthier	1973-74	Michael Robinson		Paul Davis
1914-15	Oscar Miller	1974-75	Lindsay Hairston		Delco Rowley
1915-16	Lyman Frimodig	1975-76	Terry Furlow	2006-07	Drew Neitzel
1916-17	Albert McClelland	1976-77	Robert Chapman		Travis Walton
1917-18	Byron Murray	1977-78	Robert Chapman	2007-08	Drew Neitzel
1918-19	Lawrence Kurtz		Greg Kelsner		Travis Walton
1919-20	George Garrett	1978-79	Earvin Johnson	2008-09	Kalin Lucas
1920-21	Walter Foster		Greg Kelsner		Travis Walton
1921-22	Lloyd Heasley	1979-80	Ronald Charles	2009-10	Isaiah Dahliman
1922-23	Clarence Fessenden		Terry Donnelly		Draymond Green
1923-24	Wesley Eva	1980-81	Mike Brkovic		Kalin Lucas
1924-25	Matt Nuttlla		Jay Vincent		Raymar Morgan
1925-26	Paul Hackett	1981-82	Kurt James	2010-11	Draymond Green
1926-27	Kenneth Drew		Kevin Smith		Kalin Lucas
1927-28	Verne Dickeson	1982-83	Bill Cawood	2011-12	Draymond Green
1928-29	Carl Felt		Derek Perry		Austin Thornton
1929-30	James VanZylen	1983-84	Benjamin Tower	2012-13	Keith Appling
1930-31	Arthur Haga		Kevin Willis		Russell Byrd
	Roger Grove	1984-85	Sam Vincent		Derrick Nix
	Edward Scott		Richard Mudd	2013-14	*
1931-32	Dee Pinneo	1985-86	Scott Skiles	2014-15	Branden Dawson
1932-33	Garold McCaslin		Larry Polec		Travis Trice
	Alton Kircher	1986-87	Darryl Johnson		Denzel Valentine
1933-34	Wendall Patchett		Barry Fordham	2015-16	Matt Costello
1934-35	Robert Herrick	1987-88	George Papadakos		Lourawls Nairn Jr.
	Milo Rouse		Carlton Valentine		Denzel Valentine
	Arnold VanFaasen	1988-89	Ed Wright	2016-17	Eron Harris
1935-36	Daniel Reck		Ken Redfield		Lourawls Nairn Jr.
1936-37	Ron Garlock		Todd Wolfe	2017-18	Miles Bridges
1937-38	Howard Kraft	1989-90	Ken Redfield		Lourawls Nairn Jr.
1938-39	Leo Callahan		Steve Smith	2018-19	Joshua Langford
1939-40	Max Dalrymple	1990-91	Steve Smith		Matt McQuaid
	Martin Hutt		Matt Steigenga		Cassius Winston
1940-41	Robert Phillips	1991-92	Mark Montgomery		
1941-42	Chester Aubuchon		Matt Steigenga		
1942-43	Carl Petroski	1992-93	Mike Pepowski		
1943-44	No Sched. - World War II		Dwayne Stephens		
1944-45	Nickolas Hashu	1993-94	Kris Weshinsky		
1945-46	Oliver White		Shawn Respert		
1946-47	Robin Roberts	1994-95	Eric Snow		
1947-48	Robert Brannum		Shawn Respert		
1948-49	Robert Geahan	1995-96	Quinton Brooks		
	Jack Wulf		Jamie Feick		
1949-50	Robert Robbins	1996-97	Steve Polonowski		
1950-51	James Snodgrass		Antonio Smith		
1951-52	Clarence (Sonny) Means	1997-98	Antonio Smith		
1952-53	Erik Furseth		Mateen Cleaves		
1953-54	Keith Stackhouse	1998-99	Antonio Smith		
1954-55	Albert Ferrari		Mateen Cleaves		
1955-56	Walter Godfrey		Jason Klein		
1956-57	George Ferguson		Thomas Kelley		
1957-58	Jack Quiggle	1999-2000	Mateen Cleaves		
1958-59	Robert Anderegg		A.J. Granger		
	Johnny Green		Morris Peterson		
1959-60	Lance Olson	2000-01	Charlie Bell		
	Horace Walker		Andre Hutson		

\* - no captains selected



Antonio Smith was a three-year captain from 1996-97 to 1998-99.







# RECORDS



## SCORING RECORDS

## INDIVIDUAL

## Career

POINTS	NO.	YEARS
1. Shawn Respert	2,531	1990-95
2. Steve Smith	2,263	1987-91
3. Scott Skiles	2,145	1982-86
4. Greg Kelsner	2,014	1975-79
5. Kalin Lucas	1,996	2007-11
6. Jay Vincent	1,914	1977-81
7. Sam Vincent	1,851	1981-85
8. Terry Furlow	1,777	1972-76
9. Paul Davis	1,718	2002-06
10. Mike Robinson	1,717	1971-74

SCORING AVG.	NO. (GMS.)	YEARS
1. Mike Robinson	24.2 (71)	1971-74
2. Shawn Respert	21.2 (119)	1990-95
3. Julius McCoy	20.9 (66)	1953-56
4. Steve Smith	18.5 (122)	1987-91
5. Scott Skiles	18.2 (118)	1982-86
6. Stan Washington	18.0 (69)	1963-66
7. Terry Furlow	17.8 (100)	1972-76
8. Greg Kelsner	17.5 (115)	1975-79
9. Pete Gent	17.4 (66)	1961-64
10. Earvin Johnson	17.1 (62)	1977-79

## Season

POINTS	NO.	YEAR
1. Scott Skiles	850	1985-86
2. Terry Furlow	793	1975-76
3. Shawn Respert	778	1993-94
4. Steve Smith	752	1990-91
5. Cassius Winston	733	2018-19
6. Shawn Respert	716	1994-95
7. Ralph Simpson	667	1969-70
8. Sam Vincent	666	1984-85
9. Morris Peterson	657	1999-2000
10. Maurice Ager	656	2005-06

## By Class:

Fresh.: Earvin Johnson - 511 (1977-78)
Soph.: Ralph Simpson - 667 (1969-70)
Junior: Shawn Respert - 778 (1993-94)
Senior: Scott Skiles - 850 (1985-86)

SCORING AVG.	AVG.	YEAR
1. Terry Furlow	29.4	1975-76
2. Ralph Simpson	29.0	1969-70
3. Scott Skiles	27.4	1985-86
4. Julius McCoy	27.2	1955-56
5. Shawn Respert	25.6	1994-95
6. Mike Robinson	25.3	1972-73
7. Steve Smith	25.1	1990-91
8. Mike Robinson	24.7	1971-72
9. Shawn Respert	24.3	1993-94
10. Sam Vincent	23.0	1984-85

## By Class:

Fresh.: Earvin Johnson - 17.0 (1977-78)
Soph.: Ralph Simpson - 29.0 (1969-70)
Junior: Mike Robinson - 25.3 (1972-73)
Senior: Terry Furlow - 29.4 (1975-76)

## YEAR-BY-YEAR SCORING LEADERS

Based on total points (since 1926-27)

Year	Name, Pos.	Pts. (Avg.)	Year	Name, Pos.	Pts. (Avg.)
1926-27	V. Dickson, f	62 (NA)	1973-74	Mike Robinson, g	515 (22.4)
1927-28	V. Dickson, f	100 (NA)	1974-75	Terry Furlow, f	509 (20.4)
1928-29	Arthur Haga, g	99 (NA)	1975-76	Terry Furlow, f	793 (29.4)
1929-30	Roger Grove, f	91 (NA)	1976-77	Greg Kelsner, f	565 (21.7)
1930-31	Roger Grove, f	135 (NA)	1977-78	Greg Kelsner, f	531 (17.7)
1931-32	Randy Boeskool, c	80 (NA)	1978-79	Greg Kelsner, f	602 (18.8)
1932-33	Gerald McCaslin, f	92 (NA)	1979-80	Jay Vincent, c/f	582 (21.6)
1933-34	Maurice Buysse, c	126 (NA)	1980-81	Jay Vincent, c/f	609 (22.6)
1934-35	Arnold Van Faasen, c	133 (NA)	1981-82	Kevin Smith, g	436 (15.6)
1935-36	Ron Garlock, g	109 (NA)	1982-83	Sam Vincent, g	498 (16.6)
1936-37	Leonard Oesterink, f	112 (NA)	1983-84	Scott Skiles, g	405 (14.5)
1937-38	George Falkowski, f	173 (NA)	1984-85	Sam Vincent, g	666 (23.0)
1938-39	George Falkowski, f	119 (NA)	1985-86	Scott Skiles, g	850 (27.4)
1939-40	Chet Aubuchon, g	169 (NA)	1986-87	Darryl Johnson, g	618 (22.1)
1940-41	Max Hindman, f	144 (NA)	1987-88	Carlton Valentine, f	371 (13.3)
1941-42	Joe Gerard, f	239 (NA)	1988-89	Steve Smith, g	585 (17.7)
1942-43	John Cawood, f	118 (NA)	1989-90	Steve Smith, g	627 (20.2)
1943-44	No team due to World War II		1990-91	Steve Smith, g	752 (25.1)
1944-45	Sam Fortino, f	203 (11.9)	1991-92	Shawn Respert, g	474 (15.8)
1945-46	Sam Fortino, f	251 (12.0)	1992-93	Shawn Respert, g	563 (20.3)
1946-47	Bob Geahan, f	235 (11.2)	1993-94	Shawn Respert, g	778 (24.3)
1947-48	Bob Brannum, c	344 (15.6)	1994-95	Shawn Respert, g	716 (25.6)
1948-49	Bill Ranchak, f	211 (10.6)	1995-96	Quinton Brooks, f	505 (16.3)
1949-50	Dan Smith, f	207 (9.4)	1996-97	Ray Weathers, g	395 (13.6)
1950-51	Ray Steffen, c	186 (8.9)	1997-98	Mateen Cleaves, g	484 (16.1)
1951-52	Keith Stackhouse, f	236 (11.8)	1998-99	Morris Peterson, f	516 (13.6)
1952-53	Al Ferrari, f	351 (16.0)	1999-2000	Morris Peterson, f	657 (16.8)
1953-54	Julius McCoy, f	409 (18.6)	2000-01	Jason Richardson, g	486 (14.7)
1954-55	Al Ferrari, f	442 (20.1)	2001-02	Marcus Taylor, g	488 (16.8)
1955-56	Julius McCoy, f	600 (27.2)	2002-03	Chris Hill, g	479 (13.7)
1956-57	Jack Quiggie, g	384 (15.3)	2003-04	Paul Davis, c	474 (15.8)
1957-58	Johnny Green, c	397 (18.0)	2004-05	Maurice Ager, g	464 (14.1)
1958-59	Bob Anderegg, f	450 (19.5)	2005-06	Maurice Ager, g	656 (19.3)
1959-60	Horace Walker, f/c	473 (22.6)	2006-07	Drew Neitzel, g	635 (18.3)
1960-61	Dick Hall, f/c	390 (16.2)	2007-08	Raymar Morgan, f	505 (14.0)
1961-62	Pete Gent, f	311 (14.1)	2008-09	Kalin Lucas, g	559 (17.7)
1962-63	Pete Gent, f	329 (16.4)	2009-10	Kalin Lucas, g	490 (14.8)
1963-64	Pete Gent, f	506 (21.0)	2010-11	Kalin Lucas, g	578 (17.0)
1964-65	Stan Washington, f	490 (21.3)	2011-12	Draymond Green, f	601 (16.2)
1965-66	Stan Washington, f	397 (18.0)	2012-13	Keith Appling, g	481 (13.4)
1966-67	Matthew Aitch, c	376 (16.3)	2013-14	Gary Harris, g	586 (16.7)
1967-68	Lee Lafayette, c/f	405 (16.8)	2014-15	Travis Trice, c	598 (15.3)
1968-69	Lee Lafayette, c/f	430 (18.7)	2015-16	Denzel Valentine, g	595 (19.2)
1969-70	Ralph Simpson, g	667 (29.0)	2016-17	Nick Ward, f	485 (13.9)
1970-71	Rudy Benjamin, g	520 (21.2)	2017-18	Miles Bridges, f	582 (17.0)
1971-72	Mike Robinson, g	594 (24.7)	2018-19	Cassius Winston, g	733 (18.8)
1972-73	Mike Robinson, g	608 (25.3)			

## TEAM

## Season

TOTAL PTS	PTS.	GAMES
1. 2018-19	3,025	39
2. 1999-2000	2,889	39
3. 2013-14	2,870	38
4. 2015-16	2,807	35
5. 2016-17	2,793	35

SCORING AVG.	AVG.	GAMES
1. 1963-64	92.1 (2,211)	24
2. 1964-65	85.9 (1,977)	23
3. 1985-86	83.1 (2,576)	31
4. 1958-59	82.0 (1,886)	23
5. 1972-73	81.8 (1,964)	24

## Game

POINTS	OPPONENT	DATE
1. 121	Morehead St.	12/11/1992
2. 118	Alcorn State	12/13/2008
	Oklahoma	12/21/1963
4. 117	Ball State	12/29/1994
5. 114	Michigan	3/4/2000

## Big Ten Game

POINTS	OPPONENT	DATE
1. 114	Michigan	3/4/2000
2. 110	Purdue	3/1/1965
3. 107	Iowa	2/15/1964
	Indiana	1/11/1964
2. 107	Iowa	2/22/1964
	Northwestern	2/29/1964



SCORING RECORDS

TOP INDIVIDUAL GAMES

50	Terry Furlow vs. Iowa	1/5/1976 (MSU 105-88)
48	Terry Furlow vs. Northwestern	1/8/1976 (NU 105-89)
45	Scott Skiles vs. Minnesota	1/18/1986 (UM 76-71)
	Julius McCoy vs. Notre Dame	12/21/1955 (MSU 84-78)
43	Shawn Respert vs. Minnesota	2/23/1994 (MSU 85-68)
	Scott Skiles vs. Ohio State	3/8/1986 (MSU 91-81)
42	Darryl Johnson vs. BYU	12/29/1986 (BYU 96-88)
	Terry Furlow vs. Ohio State	1/10/1976 (MSU 92-82)
	Ralph Simpson vs. W. Mich.	12/13/1969 (MSU 86-71)
41	Adreian Payne vs. Delaware	3/20/2014 (MSU 93-78)
	Terry Furlow vs. Detroit	12/22/1975 (UD 85-82)
	Rudy Benjamin vs. Butler	12/14/1970 (MSU 99-75)
	Julius McCoy vs. Michigan	2/6/1956 (MSU 86-76)
40	Shawn Respert vs. Indiana	1/11/1995 (IU 89-82)
	Shawn Respert vs. Indiana	3/9/1994 (MSU 94-78)
	Kirk Manns vs. Purdue	1/25/1989 (MSU 106-83)
	Scott Skiles vs. Michigan	1/25/1986 (MSU 91-79)
	Terry Furlow vs. Indiana	2/9/1976 (IU 85-70)
	Mike Robinson vs. Northwestern	3/3/1973 (MSU 86-72)
	Ralph Simpson vs. Oregon	12/27/1969 (OU 87-82)
	Julius McCoy vs. Ohio State	1/28/1956 (MSU 94-91)
39	Shawn Respert vs. Iowa	3/8/1995 (IU 79-78)
	Steve Smith vs. Minnesota	3/3/1990 (MSU 75-73)
	Sam Vincent vs. Purdue	1/10/1985 (MSU 81-72 OT)
38	Steve Smith vs. Central Mich.	12/20/1990 (MSU 74-61)
	Terry Furlow vs. Michigan	2/14/1976 (UM 81-64)
	Mike Robinson vs. Iowa	1/15/1973 (MSU 76-74)
37	Shawn Respert vs. Nebraska	12/10/1994 (UN 96-91)
	Jay Vincent vs. Minnesota	2/28/1981 (UM 92-89 OT)
	Mike Robinson vs. Michigan	3/4/1972 (MSU 96-92)
	Ralph Simpson vs. Minnesota	1/30/1970 (UM 92-87)
36	Maurice Ager vs. Gonzaga	11/22/2005 (GU 109-106 3OT)
	Steve Smith vs. Michigan	3/1/1990 (MSU 78-70)
	Steve Smith vs. Auburn	11/24/1989 (MSU 92-79)
	Scott Skiles vs. Wisconsin	1/30/1986 (MSU 83-81)
	Jay Vincent vs. Iowa	1/10/1981 (UI 65-57)
	Jay Vincent vs. Michigan	2/16/1980 (MSU 82-74)
	Greg Kelsner vs. Detroit	12/21/1977 (MSU 103-74)
	Terry Furlow vs. Ohio State	2/3/1975 (MSU 101-83)
	Mike Robinson vs. Central Mich.	12/1/1973 (MSU 78-70)
	Ralph Simpson vs. Eastern Ky.	12/1/1969 (MSU 89-35)
	Bill Curtis vs. Michigan	1/26/1965 (UM 103-98)
35	Shawn Respert vs. Illinois	2/15/1995 (MSU 68-58)
	Steve Smith vs. Illinois	1/17/1991 (MSU 71-68)
	Steve Smith vs. Evansville	12/18/1990 (MSU 81-76)
	Scott Skiles vs. Northwestern	2/27/1986 (MSU 82-48)
	Scott Skiles vs. Ohio St.	2/24/1983 (MSU 101-94 3OT)
	Terry Furlow vs. Illinois	1/24/1976 (MSU 74-63)
	Ralph Simpson vs. Purdue	2/3/1970 (PU 105-86)
	Ralph Simpson vs. Notre Dame	1/20/1970 (MSU 85-82)
	Ted Williams vs. Purdue	3/4/1963 (PU 94-93)
	Lance Olson vs. Iowa	1/23/1960 (MSU 90-80)
	Julius McCoy vs. Wisconsin	2/27/1956 (MSU 89-82)

By Class

Freshman: 33 - Miles Bridges vs. Purdue (1/24/2017)  
 Sophomore: 42 - Ralph Simpson vs. W. Mich. (12/13/1969)  
 Junior: 45 - Julius McCoy vs. Notre Dame (12/21/1955)  
 Senior: 50 - Terry Furlow vs. Iowa (1/5/1976)



Terry Furlow owns the top two single-game scoring efforts in MSU history.

TOP TEAM GAMES

PTS.	OPP. (MSU-OPP.)	DATE (LOCATION)
121	Morehead State (121-53)	12/1/1992 (East Lansing)
118	Alcorn State (118-60)	12/13/2008 (East Lansing)
	Oklahoma (118-100)	12/21/1963 (Tempe, Ariz.)
117	Ball State (117-95)	12/29/1994 (East Lansing)
114	Michigan (114-63)	3/4/2000 (East Lansing)
111	Cleveland State (111-61)	12/29/2017 (East Lansing)
111	Cleveland State (111-68)	12/12/1994 (East Lansing)
110	Nebraska Omaha (110-68)	12/4/2011 (East Lansing)
	Purdue (110-92)	3/1/1965 (East Lansing)
109	Northern Michigan (109-86)	11/30/1963 (East Lansing)
	Western Mich. (109-69)	12/13/1978 (Kalamazoo, Mich.)
108	Savannah State (108-52)	12/31/2017 (East Lansing)
107	Houston Baptist (107-62)	12/18/2017 (East Lansing)
	East Tenn. State (107-81)	12/9/1993 (East Lansing)
	Northwestern (107-97)	2/29/1964 (East Lansing)
	Iowa (107-89)	2/22/1964 (Iowa City, Iowa)
	Iowa (107-82)	2/15/1964 (East Lansing)
	Indiana (107-103)	1/11/1964 (East Lansing)
106	FGCU (106-52)	11/11/2018 (East Lansing)
	UMass (106-68)	11/28/2009 (Atlantic City, N.J.)
	Gonzaga (106-109 3OT)	11/22/2005 (Lahaina, Hawaii)
	Purdue (106-83)	1/25/1989 (East Lansing)
	Wisconsin (106-90)	1/6/1964 (East Lansing)
105	Iowa (105-88)	1/5/1976 (East Lansing)
	Wisconsin (105-87)	1/25/1975 (East Lansing)
104	UW-Green Bay (104-46)	11/23/2004 (East Lansing)
	Florida A&M (104-72)	11/19/2004 (East Lansing)
	Bowling Green (104-81)	12/7/1963 (East Lansing)
103	Indiana (103-74)	3/2/2008 (East Lansing)
	Loyola (Ill.) (103-71)	12/9/2000 (Chicago, Ill.)
	Central Michigan (103-60)	1/29/1985 (East Lansing)
	Detroit (103-74)	12/21/1977 (Detroit)
	Rochester (103-61)	12/29/1972 (Rochester, N.Y.)
	Wichita State (103-68)	12/10/1966 (East Lansing)
	Michigan (103-91)	2/14/1959 (East Lansing)
102	Nicholls State (102-52)	11/27/2004 (East Lansing)
	New Hampshire (102-65)	12/30/1977 (Norfolk, Va.)
	Ohio State (102-99)	1/27/1964 (East Lansing)
	Alma (102-3)	2/1/1902 (East Lansing)
101	New Orleans (101-48)	12/28/2013 (East Lansing)
	Nebraska (101-78)	12/4/1991 (East Lansing)
	Ohio State (101-94 3OT)	2/24/1983 (East Lansing)
	Marshall (101-82)	12/19/1981 (East Lansing)
	Pennsylvania (101-67)	3/24/1979 (Salt Lake City, Utah)
	Ohio State (101-83)	2/3/1975 (Columbus, Ohio)
	Western Michigan (101-100)	12/4/1963 (East Lansing)
100	Mississippi Valley St. (100-53)	11/18/2016 (East Lansing)
	Idaho (100-62)	11/16/2008 (East Lansing)
	Iowa (100-91)	2/12/1972 (Iowa City, Iowa)



## 1,000-POINT SCORERS



## 1. SHAWN RESPERT - 2,531 POINTS

Respert scored his 1,000th point in his 56th game vs. Penn State (March 13, 1993).

Year	GP/GS	FG-FGA	Pct.	3FG-FGA	Pct.	FT-FTA	Pct.	Reb/Avg.	Ast./Avg.	Pts./Avg.
1990-91	1/0	0-2	.000	0-0	.000	0-0	.000	0/0.0	0/0.0	0/0.0
1991-92	30/30	173-344	.503	60-132	.454	68-78	.872	64/2.1	62/2.1	474/15.8
1992-93	28/28	192-399	.481	60-140	.429	119-139	.856	111/4.0	73/2.6	563/20.1
1993-94	32/32	272-562	.484	92-205	.449	142-169	.840	127/4.0	81/2.5	778/24.3
1994-95	28/28	229-484	.473	119-251	.474	139-160	.869	111/4.0	85/3.0	716/25.6
<b>Totals</b>	<b>119/118</b>	<b>866-1791</b>	<b>.483</b>	<b>331-728</b>	<b>.455</b>	<b>468-546</b>	<b>.857</b>	<b>413/3.4</b>	<b>301/2.5</b>	<b>2531/21.2</b>



## 2. STEVE SMITH - 2,263 POINTS

Smith scored his 1,000th point in his 66th game vs. Furman (Dec. 2, 1989).

Year	GP/GS	FG-FGA	Pct.	3FG-FGA	Pct.	FT-FTA	Pct.	Reb/Avg.	Ast./Avg.	Pts./Avg.
1987-88	28/26	108-232	.466	14-30	.467	69-91	.758	112/4.0	82/2.9	299/10.7
1988-89	33/32	217-454	.478	22-63	.349	129-169	.763	229/6.0	112/3.4	585/17.7
1989-90	31/29	233-443	.526	45-98	.459	116-167	.695	216/7.0	150/4.9	627/20.2
1990-91	30/30	268-566	.474	66-162	.407	150-187	.802	183/6.1	109/3.6	752/25.1
<b>Totals</b>	<b>122/117</b>	<b>826-1695</b>	<b>.487</b>	<b>147-353</b>	<b>.416</b>	<b>464-614</b>	<b>.756</b>	<b>740/6.1</b>	<b>453/3.7</b>	<b>2263/18.5</b>



## 3. SCOTT SKILES - 2,145 POINTS

Skiles scored his 1,000th point in his 72nd game vs. Illinois (Jan. 12, 1985).

Year	GP/GS	FG-FGA	Pct.	3FG-FGA	Pct.	FT-FTA	Pct.	Reb/Avg.	Ast./Avg.	Pts./Avg.
1982-83	30/27	141-286	.493	25-50	.500	69-83	.831	63/2.1	146/4.9	376/12.5
1983-84	28/28	153-319	.480	-	-	99-119	.832	62/2.2	128/4.6	405/14.5
1984-85	29/29	212-420	.505	-	-	90-114	.790	93/3.2	168/5.8	514/17.1
1985-86	31/31	331-598	.554	-	-	188-209	.900	135/4.4	203/6.5	850/27.4
<b>Totals</b>	<b>118/115</b>	<b>837-1623</b>	<b>.516</b>	<b>25-50</b>	<b>.500</b>	<b>446-525</b>	<b>.850</b>	<b>353/3.0</b>	<b>645/5.5</b>	<b>2145/18.2</b>



## 4. GREG KELSER - 2,014 POINTS

Kelsler scored his 1,000th point in his 90th game vs. Detroit (Dec. 21, 1977).

Year	GP/GS	FG-FGA	Pct.	3FG-FGA	Pct.	FT-FTA	Pct.	Reb/Avg.	Ast./Avg.	Pts./Avg.
1975-76	27/23	136-263	.517	-	-	44-78	.564	260/9.5	32/1.2	316/11.7
1976-77	26/26	217-441	.492	-	-	131-196	.668	280/10.8	67/2.6	565/21.7
1977-78	30/30	221-362	.610	-	-	89-152	.586	274/9.1	39/1.3	531/17.7
1978-79	32/32	246-451	.545	-	-	110-164	.671	278/8.7	56/1.8	602/18.8
<b>Totals</b>	<b>115/111</b>	<b>820-1517</b>	<b>.541</b>	<b>-</b>	<b>-</b>	<b>374-590</b>	<b>.634</b>	<b>1092/9.5</b>	<b>194/1.7</b>	<b>2014/17.5</b>



## 5. KALIN LUCAS - 1,996 POINTS

Lucas scored his 1,000th point in his 79th game vs. Florida (Nov. 27, 2009).

Year	GP/GS	FG-FGA	Pct.	3FG-FGA	Pct.	FT-FTA	Pct.	Reb/Avg.	Ast./Avg.	Pts./Avg.
2007-08	36/17	138-320	.431	20-55	.364	73-95	.768	56/1.6	137/3.8	369/10.3
2008-09	38/37	173-438	.395	41-105	.390	172-213	.808	80/2.1	176/4.6	559/14.7
2009-10	33/31	165-364	.453	35-99	.354	128-162	.772	62/1.9	131/4.0	490/14.8
2010-11	34/34	194-453	.428	53-136	.390	137-167	.820	73/2.1	114/3.4	578/17.0
<b>Totals</b>	<b>141/119</b>	<b>670-1575</b>	<b>.425</b>	<b>149-395</b>	<b>.377</b>	<b>507-637</b>	<b>.796</b>	<b>271/1.9</b>	<b>558/4.0</b>	<b>1996/14.2</b>



## 6. JAY VINCENT - 1,914 POINTS

Vincent scored his 1,000th point in his 74th game vs. Wisconsin (Jan 17, 1980).

Year	GP/GS	FG-FGA	Pct.	3FG-FGA	Pct.	FT-FTA	Pct.	Reb/Avg.	Ast./Avg.	Pts./Avg.
1977-78	29/26	137-239	.573	-	-	55-86	.640	110/3.7	30/1.0	329/11.3
1978-79	31/28	170-343	.496	-	-	54-93	.581	161/5.2	38/1.2	394/12.7
1979-80	27/27	233-451	.517	-	-	116-161	.720	209/7.7	61/2.3	582/21.5
1980-81	27/27	259-522	.496	-	-	91-141	.645	229/8.5	50/1.9	609/22.6
<b>Totals</b>	<b>114/108</b>	<b>799-1555</b>	<b>.514</b>	<b>-</b>	<b>-</b>	<b>316-481</b>	<b>.657</b>	<b>709/6.2</b>	<b>179/1.6</b>	<b>1914/16.8</b>



## 7. SAM VINCENT - 1,851 POINTS

Vincent scored his 1,000th point in his 68th game vs. Iowa (Jan. 4, 1984).

Year	GP/GS	FG-FGA	Pct.	3FG-FGA	Pct.	FT-FTA	Pct.	Reb/Avg.	Ast./Avg.	Pts./Avg.
1981-82	28/27	130-182	.461	-	-	68-91	.747	78/2.8	55/2.0	328/11.7
1982-83	30/30	180-401	.449	5-11	.455	133-172	.773	79/2.6	66/2.2	498/16.6
1983-84	23/23	130-261	.498	-	-	99-122	.811	62/2.7	68/3.0	359/15.6
1984-85	29/29	245-450	.544	-	-	176-208	.846	112/3.9	117/4.0	666/23.0
<b>Totals</b>	<b>110/109</b>	<b>685-1294</b>	<b>.529</b>	<b>5-11</b>	<b>.455</b>	<b>476-593</b>	<b>.803</b>	<b>331/3.0</b>	<b>306/2.8</b>	<b>1851/16.8</b>



## 8. TERRY FURLOW - 1,777 POINTS

Furlow scored his 1,000th point in his 74th game vs. Central Michigan (Dec. 1, 1975).

Year	GP/GS	FG-FGA	Pct.	3FG-FGA	Pct.	FT-FTA	Pct.	Reb/Avg.	Ast./Avg.	Pts./Avg.
1972-73	24/2	58-137	.423	-	-	20-30	.667	83/3.4	NA	136/5.7
1973-74	24/20	150-297	.505	-	-	39-59	.661	171/7.1	NA	339/14.1
1974-75	25/25	205-391	.524	-	-	99-120	.825	171/6.8	NA	509/20.4
1975-76	27/27	308-653	.472	-	-	177-202	.876	207/7.7	87/3.2	793/29.4
<b>Totals</b>	<b>100/74</b>	<b>721-1478</b>	<b>.488</b>	<b>-</b>	<b>-</b>	<b>335-411</b>	<b>.815</b>	<b>632/6.3</b>	<b>87/3.2</b>	<b>1777/17.8</b>



## 1,000-POINT SCORERS



### 9. PAUL DAVIS - 1,718 POINTS

Davis scored his 1,000th point in his 86th game vs. Minnesota (Feb. 16, 2005).

Year	GP/GS	FG-FGA	Pct.	3FG-FGA	Pct.	FT-FTA	Pct.	Reb/Avg.	Ast./Avg.	Pts./Avg.
2002-03	35/5	88-201	.438	1-6	.167	97-147	.660	165/4.7	15/0.4	274/7.8
2003-04	30/30	163-287	.568	5-15	.333	143-179	.799	187/6.2	59/2.0	474/15.8
2004-05	32/29	157-290	.541	1-8	.125	77-115	.670	257/8.0	50/1.6	392/12.3
2005-06	33/33	206-364	.566	6-19	.316	160-184	.870	301/9.1	54/1.6	578/17.5
<b>Totals</b>	<b>130/97</b>	<b>614-1142</b>	<b>.538</b>	<b>13-48</b>	<b>.271</b>	<b>477-625</b>	<b>.763</b>	<b>910/7.0</b>	<b>178/1.4</b>	<b>1718/13.2</b>

### 10. MIKE ROBINSON - 1,717 POINTS

Robinson scored his 1,000th point in his 41st game vs. Notre Dame (Feb. 7, 1973).

Year	GP/GS	FG-FGA	Pct.	3FG-FGA	Pct.	FT-FTA	Pct.	Reb/Avg.	Ast./Avg.	Pts./Avg.
1971-72	24/23	245-565	.434	-	-	104-147	.707	73/3.0	NA	594/24.7
1972-73	24/24	259-536	.483	-	-	90-113	.796	101/4.2	NA	608/25.3
1973-74	23/23	208-440	.473	-	-	99-128	.773	66-2.9	NA	515/22.4
<b>Totals</b>	<b>71/70</b>	<b>712-1541</b>	<b>.462</b>	<b>-</b>	<b>-</b>	<b>293-388</b>	<b>.755</b>	<b>240/3.4</b>	<b>NA</b>	<b>1717/24.2</b>

### 11. DENZEL VALENTINE - 1,645 POINTS

Valentine scored his 1,000th point in his 111th game vs. Oklahoma (March 27, 2015).

Year	GP/GS	FG-FGA	Pct.	3FG-FGA	Pct.	FT-FTA	Pct.	Reb/Avg.	Ast./Avg.	Pts./Avg.
2012-13	36/15	69-155	.445	16-57	.281	26-39	.667	149/4.1	87/2.4	180/5.0
2013-14	38/33	108-265	.408	43-114	.377	44-65	.677	228/6.0	144/3.8	303/8.0
2014-15	39/39	197-445	.443	102-245	.416	71-86	.826	245/6.3	167/4.3	567/14.5
2015-16	31/30	205-444	.462	104-234	.444	81-95	.853	234/7.5	241/7.8	595/19.2
<b>Totals</b>	<b>144/117</b>	<b>579-1309</b>	<b>.442</b>	<b>265-650</b>	<b>.408</b>	<b>222-285</b>	<b>.779</b>	<b>856/5.9</b>	<b>639/4.4</b>	<b>1645/11.4</b>

### 12. RAYMAR MORGAN - 1,597 POINTS

Morgan scored his 1,000th point in his 76th game vs. Oakland (Dec. 27, 2008).

Year	GP/GS	FG-FGA	Pct.	3FG-FGA	Pct.	FT-FTA	Pct.	Reb/Avg.	Ast./Avg.	Pts./Avg.
2006-07	28/25	121-249	.486	5-16	.313	80-116	.690	145/5.2	23/0.8	327/11.7
2007-08	36/36	187-335	.558	10-33	.303	121-180	.672	221/6.1	58/1.6	505/14.0
2008-09	35/26	132-251	.526	5-21	.238	89-135	.659	184/5.3	41/1.2	358/10.2
2009-10	36/33	154-291	.529	5-17	.294	94-140	.671	222/6.2	63/1.8	407/11.3
<b>Totals</b>	<b>135/120</b>	<b>594-1126</b>	<b>.528</b>	<b>25-87</b>	<b>.287</b>	<b>384-571</b>	<b>.673</b>	<b>772/5.7</b>	<b>185/1.4</b>	<b>1597/11.8</b>

### 13. MORRIS PETERSON - 1,588 POINTS

Peterson scored his 1,000th point in his 102nd game vs. Texas (Nov. 27, 1999).

Year	GP/GS	FG-FGA	Pct.	3FG-FGA	Pct.	FT-FTA	Pct.	Reb/Avg.	Ast./Avg.	Pts./Avg.
1995-96	4/0	1-1	1.000	0-0	.000	0-1	.000	3/0.8	0/0.0	2/0.5
1996-97	29/18	72-166	.434	16-59	.271	36-51	.706	97/3.4	18/0.6	196/6.8
1997-98	27/0	81-182	.445	23-69	.333	32-58	.552	94/3.5	24/0.9	217/8.0
1998-99	38/4	190-343	.554	22-59	.373	114-140	.814	216/5.7	36/0.9	516/13.6
1999-2000	39/38	218-469	.465	85-200	.425	136-176	.773	235/6.0	49/1.3	657/16.8
<b>Totals</b>	<b>137/60</b>	<b>562-1161</b>	<b>.484</b>	<b>146-387</b>	<b>.377</b>	<b>318-426</b>	<b>.746</b>	<b>645/4.7</b>	<b>1270.9</b>	<b>1588/11.6</b>

### 14. MAURICE AGER - 1,554 POINTS

Ager scored his 1,000th point in his 95th game vs. IPFW (Nov. 27, 2005).

Year	GP/GS	FG-FGA	Pct.	3FG-FGA	Pct.	FT-FTA	Pct.	Reb/Avg.	Ast./Avg.	Pts./Avg.
2002-03	27/4	60-150	.400	29-73	.397	31-40	.775	61/2.3	17/0.6	180/6.7
2003-04	30/4	87-225	.387	37-106	.349	43-61	.705	96/3.2	20/0.7	254/8.5
2004-05	33/31	150-315	.476	53-132	.402	111-135	.822	128/3.9	60/1.8	464/14.1
2005-06	34/34	226-495	.457	83-221	.376	121-159	.761	139/4.1	84/2.5	656/19.3
<b>Totals</b>	<b>124/73</b>	<b>523-1185</b>	<b>.441</b>	<b>202-532</b>	<b>.380</b>	<b>306-395</b>	<b>.775</b>	<b>424/3.4</b>	<b>181/1.5</b>	<b>1554/12.5</b>

### 15. MATEEN CLEAVES - 1,541 POINTS

Cleaves scored his 1,000th point in his 79th game vs. Indiana (Jan. 24, 1999).

Year	GP/GS	FG-FGA	Pct.	3FG-FGA	Pct.	FT-FTA	Pct.	Reb/Avg.	Ast./Avg.	Pts./Avg.
1996-97	29/24	111-277	.401	18-76	.237	57-79	.722	73/2.5	146/5.0	297/10.2
1997-98	30/29	161-403	.400	51-152	.336	111-158	.703	75/2.5	217/7.2	484/16.1
1998-99	38/38	159-392	.406	42-144	.292	85-108	.787	62/1.6	274/7.2	445/11.7
1999-2000	26/24	109-259	.421	32-85	.376	65-86	.756	46/1.8	179/6.9	315/12.1
<b>Totals</b>	<b>123/115</b>	<b>540-1131</b>	<b>.406</b>	<b>143-457</b>	<b>.313</b>	<b>318-431</b>	<b>.738</b>	<b>254/2.1</b>	<b>816/6.6</b>	<b>1541/12.5</b>

### 16. CHRIS HILL - 1,540 POINTS

Hill scored his 1,000th point in his 79th game vs. Penn State (Jan. 14, 2004).

Year	GP/GS	FG-FGA	Pct.	3FG-FGA	Pct.	FT-FTA	Pct.	Reb/Avg.	Ast./Avg.	Pts./Avg.
2001-02	31/12	121-248	.488	66-148	.446	47-62	.758	100/3.2	65/2.1	355/11.5
2002-03	35/31	155-358	.433	95-235	.404	74-97	.763	119/3.4	128/3.7	479/13.7
2003-04	30/29	141-282	.500	84-185	.454	49-65	.754	84/2.8	118/3.9	415/13.8
2004-05	33/19	99-239	.414	61-167	.365	32-43	.744	60/1.8	141/4.3	291/8.8
<b>Totals</b>	<b>129/92</b>	<b>516-1127</b>	<b>.458</b>	<b>306-735</b>	<b>.416</b>	<b>202-267</b>	<b>.757</b>	<b>363/2.8</b>	<b>452/3.5</b>	<b>1540/11.9</b>



## 1,000-POINT SCORERS



## 17. DREW NEITZEL - 1,534 POINTS

Neitzel scored his 1,000th point in his 101st game vs. Marquette (March 15, 2007).

Year	GP/GS	FG-FGA	Pct.	3FG-FGA	Pct.	FT-FTA	Pct.	Reb/Avg.	Ast./Avg.	Pts./Avg.
2004-05	33/14	43-113	.381	16-49	.327	13-20	.650	24/0.7	97/2.9	115/3.5
2005-06	34/34	98-240	.408	46-114	.404	41-44	.932	69/2.0	189/5.6	283/8.3
2006-07	35/34	199-467	.426	114-277	.412	123-140	.879	99/2.8	151/4.3	635/18.1
2007-08	36/35	165-407	.405	97-244	.398	74-86	.860	90/2.5	145/4.0	501/13.9
<b>Totals</b>	<b>138/117</b>	<b>505-1227</b>	<b>.412</b>	<b>273-684</b>	<b>.399</b>	<b>251-290</b>	<b>.866</b>	<b>282/2.0</b>	<b>582/4.2</b>	<b>1534/11.1</b>



## 18. DRAYMOND GREEN - 1,517 POINTS

Green scored his 1,000th point in his 115th game vs. Florida State (Nov. 30, 2011).

Year	GP/GS	FG-FGA	Pct.	3FG-FGA	Pct.	FT-FTA	Pct.	Reb/Avg.	Ast./Avg.	Pts./Avg.
2008-09	37/0	45-81	.556	0-1	.000	32-52	.615	122/3.3	31/0.8	122/3.3
2009-10	37/3	139-265	.525	2-16	.125	86-128	.672	286/7.7	112/3.0	366/9.9
2010-11	34/28	147-345	.426	37-101	.366	97-142	.683	294/8.6	141/4.1	428/12.6
2011-12	37/36	212-472	.449	52-134	.388	125-173	.723	394/10.6	141/3.8	601/16.2
<b>Totals</b>	<b>145/67</b>	<b>543-1163</b>	<b>.467</b>	<b>91-252</b>	<b>.361</b>	<b>340-495</b>	<b>.687</b>	<b>1096/7.6</b>	<b>425/2.9</b>	<b>1517/10.5</b>



## 19. KEITH APPLING - 1,509 POINTS

Appling scored his 1,000th point in his 97th game vs. Nebraska (Feb. 16, 2013).

Year	GP/GS	FG-FGA	Pct.	3FG-FGA	Pct.	FT-FTA	Pct.	Reb/Avg.	Ast./Avg.	Pts./Avg.
2010-11	34/18	72-165	.436	39-95	.411	34-38	.895	96/2.8	45/1.3	217/6.4
2011-12	37/37	131-307	.427	24-96	.250	134-170	.788	106/2.9	144/3.9	420/11.4
2012-13	36/36	156-376	.415	41-128	.320	128-171	.749	123/3.4	120/3.3	481/13.4
2013-14	35/32	132-292	.452	34-94	.362	93-141	.660	106/3.0	156/4.5	391/11.2
<b>Totals</b>	<b>142/123</b>	<b>491-1140</b>	<b>.431</b>	<b>138-413</b>	<b>.334</b>	<b>389-520</b>	<b>.748</b>	<b>431/3.0</b>	<b>465/3.3</b>	<b>1509/10.6</b>



## 20. CHARLIE BELL - 1,468 POINTS

Bell scored his 1,000th point in his 104th game vs. Syracuse (March 23, 2000).

Year	GP/GS	FG-FGA	Pct.	3FG-FGA	Pct.	FT-FTA	Pct.	Reb/Avg.	Ast./Avg.	Pts./Avg.
1997-98	30/30	94-216	.435	19-56	.339	69-87	.793	133/4.4	40/1.3	276/9.2
1998-99	38/35	116-243	.477	16-45	.356	49-65	.754	146/3.8	39/1.0	297/7.8
1999-2000	39/38	159-351	.453	38-111	.342	93-116	.802	190/4.9	123/3.2	449/11.5
2000-01	33/33	150-373	.402	52-152	.342	94-122	.770	155/4.7	169/5.1	446/13.5
<b>Totals</b>	<b>140/136</b>	<b>519-1183</b>	<b>.439</b>	<b>125-364</b>	<b>.343</b>	<b>305-390</b>	<b>.782</b>	<b>624/4.5</b>	<b>371/2.7</b>	<b>1468/10.5</b>



## 21. CASSIUS WINSTON - 1,411 POINTS

Winston scored his 1,000th point in his 88th game at Nebraska (Jan. 17, 2019).

Year	GP/GS	FG-FGA	Pct.	3FG-FGA	Pct.	FT-FTA	Pct.	Reb/Avg.	Ast./Avg.	Pts./Avg.
2016-17	35/5	77-182	.423	27-71	.380	55-71	.775	64/1.8	40/1.3	236/6.7
2017-18	35/34	143-282	.507	75-151	.497	81-90	.900	118/3.4	241/6.9	442/12.6
2018-19	39/39	243-528	.460	84-211	.398	163-194	.840	117/3.0	291/7.5	733/18.8
<b>Totals</b>	<b>109/78</b>	<b>463-992</b>	<b>.467</b>	<b>186-433</b>	<b>.430</b>	<b>299-355</b>	<b>.842</b>	<b>299/2.7</b>	<b>714/6.6</b>	<b>1411/12.9</b>



## 22. ANDRE HUTSON - 1,393 POINTS

Hutson scored his 1,000th point in his 110th game vs. North Carolina (Nov. 29, 2000).

Year	GP/GS	FG-FGA	Pct.	3FG-FGA	Pct.	FT-FTA	Pct.	Reb/Avg.	Ast./Avg.	Pts./Avg.
1997-98	30/26	87-142	.613	0-0	.000	52-69	.754	156/5.2	25/0.8	226/7.5
1998-99	37/34	111-180	.617	0-0	.000	107-137	.781	192/5.2	23/0.6	329/8.9
1999-2000	39/38	147-251	.586	0-1	.000	103-154	.669	243/6.2	57/1.5	397/10.2
2000-01	32/31	173-278	.622	0-0	.000	95-131	.725	244/7.6	61/1.9	441/13.8
<b>Totals</b>	<b>138/129</b>	<b>518-851</b>	<b>.609</b>	<b>0-1</b>	<b>.000</b>	<b>357-491</b>	<b>.727</b>	<b>835/6.1</b>	<b>166/1.2</b>	<b>1393/10.1</b>



## 23. DARRYL JOHNSON - 1,383 POINTS

Johnson scored his 1,000th point in his 90th game vs. Purdue (Jan. 3, 1987).

Year	GP/GS	FG-FGA	Pct.	3FG-FGA	Pct.	FT-FTA	Pct.	Reb/Avg.	Ast./Avg.	Pts./Avg.
1983-84	28/3	72-152	.474	-	-	23-34	.676	31/1.1	33/1.2	167/6.0
1984-85	22/4	50-102	.490	-	-	16-22	.727	37/1.7	28/1.3	116/5.3
1985-86	29/29	216-371	.582	-	-	50-63	.794	96/3.3	116/4.0	482/16.6
1986-87	28/28	247-467	.529	13-35	.371	111-122	.910	94/3.4	112/4.0	618/22.1
<b>Totals</b>	<b>107/64</b>	<b>585-1092</b>	<b>.536</b>	<b>13-35</b>	<b>.371</b>	<b>200-214</b>	<b>.830</b>	<b>258/2.4</b>	<b>289/2.7</b>	<b>1383/12.9</b>



## 24. ROBERT CHAPMAN - 1,382 POINTS

Chapman scored his 1,000th point in his 74th game vs. Illinois (March 5, 1977).

Year	GP/GS	FG-FGA	Pct.	3FG-FGA	Pct.	FT-FTA	Pct.	Reb/Avg.	Ast./Avg.	Pts./Avg.
1974-75	20/0	39-95	.410	-	-	11-18	.611	26/1.3	NA	89/4.4
1975-76	27/26	166-349	.476	-	-	63-77	.818	95/3.5	55/2.0	395/14.6
1976-77	27/27	220-413	.533	-	-	89-124	.717	84/3.1	65/2.5	529/19.6
1977-78	30/30	152-307	.495	-	-	65-81	.802	82/2.7	61/2.0	369/12.3
<b>Totals</b>	<b>104/83</b>	<b>577-1164</b>	<b>.496</b>	<b>-</b>	<b>-</b>	<b>228-300</b>	<b>.760</b>	<b>287/2.8</b>	<b>181/2.2</b>	<b>1382/13.3</b>



1,000-POINT SCORERS



25. JULIUS MCCOY - 1,377 POINTS

McCoy scored his 1,000th point in his 53rd game vs. Purdue (Jan. 14, 1956).

Year	GP/GS	FG-FGA	Pct.	3FG-FGA	Pct.	FT-FTA	Pct.	Reb/Avg.	Ast./Avg.	Pts./Avg.
1953-54	22/NA	136-379	.359	-	-	137-187	.733	NA	NA	409/18.6
1954-55	22/NA	141-363	.388	-	-	86-143	.603	NA	NA	368/16.7
1955-56	22/NA	228-538	.423	-	-	144-214	.671	219/10.0	NA	600/27.2
<b>Totals</b>	<b>66/NA</b>	<b>505-1280</b>	<b>.395</b>	<b>-</b>	<b>-</b>	<b>367-544</b>	<b>.675</b>	<b>219/10.0</b>	<b>NA</b>	<b>1377/20.9</b>



26. NICK WARD - 1,359 POINTS

Hutsos scored his 1,000th point in his 76th game vs. Texas (Nov. 23, 2018).

Year	GP/GS	FG-FGA	Pct.	3FG-FGA	Pct.	FT-FTA	Pct.	Reb/Avg.	Ast./Avg.	Pts./Avg.
2016-17	35/21	181-306	.592	0-0	.000	123-200	.615	227/6.5	14/0.4	485/13.9
2017-18	35/34	162-343	.468	1-1	1.000	110-177	.621	249/7.1	18/0.5	423/12.4
2018-19	34/25	163-281	.580	2-2	1.000	111-170	.653	206/6.1	23/0.7	439/12.9
<b>Totals</b>	<b>104/80</b>	<b>506-837</b>	<b>.605</b>	<b>3-3</b>	<b>1.000</b>	<b>344-547</b>	<b>.629</b>	<b>682/6.6</b>	<b>55/0.5</b>	<b>1359/13.1</b>



27. DURRELL SUMMERS - 1,314 POINTS

Summers scored his 1,000th point in his 117th game vs. Tennessee Tech (Nov. 28, 2010).

Year	GP/GS	FG-FGA	Pct.	3FG-FGA	Pct.	FT-FTA	Pct.	Reb/Avg.	Ast./Avg.	Pts./Avg.
2007-08	36/0	62-123	.504	11-22	.500	41-55	.745	85/2.4	20/0.6	176/4.9
2008-09	38/13	116-267	.434	45-117	.385	49-68	.721	129/3.4	30/0.8	326/8.6
2009-10	37/34	156-343	.455	43-120	.358	62-78	.795	174/4.7	31/0.8	417/11.3
2010-11	34/30	140-361	.388	62-174	.356	53-77	.688	144/4.2	22/0.6	395/11.6
<b>Totals</b>	<b>145/67</b>	<b>474-1094</b>	<b>.433</b>	<b>161-433</b>	<b>.372</b>	<b>205-278</b>	<b>.737</b>	<b>532/3.7</b>	<b>103/0.7</b>	<b>1314/9.1</b>



28. BRANDEN DAWSON - 1,309 POINTS

Dawson scored his 1,000th point in his 105th game vs. Eastern Michigan (Dec. 17, 2014).


Year	GP/GS	FG-FGA	Pct.	3FG-FGA	Pct.	FT-FTA	Pct.	Reb/Avg.	Ast./Avg.	Pts./Avg.
2011-12	31/31	109-189	.577	0-3	.000	41-69	.594	139/4.5	29/0.9	259/8.4
2012-13	36/35	139-262	.531	0-5	.000	43-80	.538	212/5.9	47/1.3	321/8.9
2013-14	28/23	136-222	.613	0-1	.000	42-64	.656	233/8.3	46/1.6	314/11.2
2014-15	35/32	182-340	.535	0-0	.000	51-104	.490	318/9.1	59/1.7	415/11.9
<b>Totals</b>	<b>130/121</b>	<b>566-1013</b>	<b>.559</b>	<b>0-9</b>	<b>.000</b>	<b>177-317</b>	<b>.558</b>	<b>902/6.9</b>	<b>181/1.4</b>	<b>1309/10.1</b>



29. MATT STEIGENGA - 1,296 POINTS

Steigenga scored his 1,000th point in his 96th game vs. UW-Green Bay (March 15, 1991).

Year	GP/GS	FG-FGA	Pct.	3FG-FGA	Pct.	FT-FTA	Pct.	Reb/Avg.	Ast./Avg.	Pts./Avg.
1988-89	33/33	115-206	.558	-	-	57-77	.740	149/4.5	45/1.3	287/8.7
1989-90	34/33	138-235	.587	5-9	.556	74-95	.779	119/3.5	65/1.9	355/10.4
1990-91	30/30	148-282	.525	13-26	.500	70-100	.700	148/4.9	63/2.1	379/12.6
1991-92	27/27	103-211	.488	14-43	.326	55-81	.679	121/4.5	53/1.9	275/10.2
<b>Totals</b>	<b>124/123</b>	<b>504-934</b>	<b>.539</b>	<b>32-78</b>	<b>.410</b>	<b>256-353</b>	<b>.725</b>	<b>537/4.3</b>	<b>226/1.8</b>	<b>1296/10.4</b>



30. QUINTON BROOKS - 1,275 POINTS

Brooks scored his 1,000th point in his 95th game vs. Illinois (Jan. 6, 1996).

Year	GP/GS	FG-FGA	Pct.	3FG-FGA	Pct.	FT-FTA	Pct.	Reb/Avg.	Ast./Avg.	Pts./Avg.
1992-93	22/0	39-67	.582	0-1	.000	14-24	.583	59/2.7	5/0.2	92/4.2
1993-94	32/29	153-287	.533	3-10	.300	54-70	.771	142/4.4	30/0.9	363/11.3
1994-95	28/26	134-252	.532	1-10	.100	46-75	.613	145/5.2	25/0.9	315/11.3
1995-96	31/29	195-346	.564	1-7	.143	114-152	.750	175/5.7	20/0.6	505/16.3
<b>Totals</b>	<b>113/84</b>	<b>521-952</b>	<b>.547</b>	<b>5-28</b>	<b>.179</b>	<b>228-321</b>	<b>.710</b>	<b>521/4.6</b>	<b>80/1.7</b>	<b>1275/11.3</b>



31. STAN WASHINGTON - 1,242 POINTS

Washington scored his 1,000th point in his 57th game vs. Purdue (Jan. 22, 1966).

Year	GP/GS	FG-FGA	Pct.	3FG-FGA	Pct.	FT-FTA	Pct.	Reb/Avg.	Ast./Avg.	Pts./Avg.
1963-64	24/NA	144-310	.464	-	-	67-86	.779	245/10.2	NA	355/14.8
1964-65	23/NA	185-390	.474	-	-	120-141	.851	248/10.7	NA	490/21.3
1965-66	22/NA	153-323	.474	-	-	91-114	.798	234/10.6	NA	397/18.0
<b>Totals</b>	<b>69/NA</b>	<b>482-1023</b>	<b>.471</b>	<b>-</b>	<b>-</b>	<b>278-341</b>	<b>.815</b>	<b>727/10.5</b>	<b>NA</b>	<b>1242/18.0</b>



32. ADREIAN PAYNE - 1,232 POINTS

Payne scored his 1,000th point in his 124th game vs. Wisconsin (Feb. 9, 2014).

Year	GP/GS	FG-FGA	Pct.	3FG-FGA	Pct.	FT-FTA	Pct.	Reb/Avg.	Ast./Avg.	Pts./Avg.
2010-11	34/6	34-72	.472	0-1	.000	17-35	.486	80/2.4	5/0.1	85/2.5
2011-12	37/36	98-173	.566	1-2	.500	62-89	.697	157/4.2	12/0.3	259/7.0
2012-13	36/24	137-251	.546	16-42	.381	89-105	.848	273/7.6	27/0.8	379/10.5
2013-14	31/28	178-354	.503	44-104	.423	109-138	.790	226/7.3	41/1.3	509/16.4



## 1,000-POINT SCORERS



## T-33. KIRK MANNS - 1,212 POINTS

Manns scored his 1,000th point in his 107th game vs. Northwestern (Jan. 20, 1990).

Year	GP/GS	FG-FGA	Pct.	3FG-FGA	Pct.	FT-FTA	Pct.	Reb/Avg.	Ast./Avg.	Pts./Avg.
1986-87	28/8	72-148	.486	27-56	.482	24-29	.828	36/1.3	38/1.4	203/7.3
1987-88	28/1	49-99	.495	35-76	.461	15-20	.750	10/0.4	15/0.5	140/5.0
1988-89	33/6	139-260	.535	69-136	.507	47-56	.839	20/0.6	33/1.0	394/11.9
1989-90	31/24	162-327	.495	81-178	.455	70-81	.864	57/1.8	56/1.8	475/15.3
<b>Totals</b>	<b>120/39</b>	<b>422-834</b>	<b>.506</b>	<b>212-446</b>	<b>.475</b>	<b>156-186</b>	<b>.839</b>	<b>123/1.1</b>	<b>142/1.2</b>	<b>1212/10.1</b>



## T-33. KEN REDFIELD - 1,212 POINTS

Redfield scored his 1,000th point in his 97th game vs. Princeton (Dec. 30, 1989).

Year	GP/GS	FG-FGA	Pct.	3FG-FGA	Pct.	FT-FTA	Pct.	Reb/Avg.	Ast./Avg.	Pts./Avg.
1986-87	23/0	13-31	.419	0-3	.000	7-15	.467	25/1.1	13/0.5	33/1.4
1987-88	28/25	136-265	.513	1-6	.167	54-87	.621	143/5.1	64/2.2	327/11.7
1988-89	33/33	182-380	.479	2-16	.125	92-139	.662	225/6.8	131/3.9	458/13.9
1989-90	34/34	145-290	.500	7-18	.389	97-139	.626	232/6.8	106/3.1	394/11.6
<b>Totals</b>	<b>118/92</b>	<b>476-966</b>	<b>.493</b>	<b>10-43</b>	<b>.233</b>	<b>250-396</b>	<b>.631</b>	<b>625/5.3</b>	<b>314/ 2.7</b>	<b>1212/10.3</b>



## T-35. ALAN ANDERSON - 1,195 POINTS

Anderson scored his 1,000th point in his 114th game vs. Michigan (Feb. 12, 2005).

Year	GP/GS	FG-FGA	Pct.	3FG-FGA	Pct.	FT-FTA	Pct.	Reb/Avg.	Ast./Avg.	Pts./Avg.
2001-02	31/23	67-149	.450	2-5	.400	67-87	.770	130/4.2	51/1.6	203/6.5
2002-03	32/28	90-179	.503	4-13	.308	128-152	.842	117/3.7	104/3.3	312/9.8
2003-04	30/26	78-167	.467	17-48	.354	70-87	.805	93/3.1	96/3.2	247/8.1
2004-05	33/33	149-268	.556	25-65	.385	114-130	.877	184/5.6	56/1.7	437/13.2
<b>Totals</b>	<b>126/110</b>	<b>384-763</b>	<b>.503</b>	<b>48-131</b>	<b>.366</b>	<b>379-456</b>	<b>.831</b>	<b>524/4.2</b>	<b>307/2.4</b>	<b>1195/9.5</b>



## T-35. KELVIN TORBERT - 1,195 POINTS

Torbert scored his 1,000th point in his 107th game vs. Penn State (Jan. 5, 2005).

Year	GP/GS	FG-FGA	Pct.	3FG-FGA	Pct.	FT-FTA	Pct.	Reb/Avg.	Ast./Avg.	Pts./Avg.
2001-02	31/26	91-228	.399	18-57	.316	54-67	.806	105/3.4	46/1.5	254/8.2
2002-03	35/34	111-264	.420	10-31	.323	74-99	.747	132/3.8	58/1.7	306/8.7
2003-04	30/26	109-204	.534	31-64	.484	72-90	.800	108/3.6	60/2.0	321/10.7
2004-05	33/2	109-214	.509	29-84	.345	67-81	.827	97/2.9	50/1.5	314/9.5
<b>Totals</b>	<b>129/88</b>	<b>420-910</b>	<b>.462</b>	<b>88-236</b>	<b>.373</b>	<b>267-337</b>	<b>.792</b>	<b>442/3.4</b>	<b>214/1.7</b>	<b>1195/9.3</b>



## 37. MIKE PEPOWSKI - 1,185 POINTS

Pepowski scored his 1,000th point in his 103rd game vs. Iowa (Jan 28, 1993).

Year	GP/GS	FG-FGA	Pct.	3FG-FGA	Pct.	FT-FTA	Pct.	Reb/Avg.	Ast./Avg.	Pts./Avg.
1989-90	28/23	60-110	.546	-	-	27-43	.628	162/5.8	19/0.6	147/5.3
1990-91	30/25	99-158	.627	-	-	34-50	.680	206/6.9	15/0.5	232/7.7
1991-92	30/29	168-266	.632	-	-	64-93	.688	259/8.6	34/1.1	400/13.3
1992-93	28/27	161-252	.639	0-1	.000	84-126	.667	279/10.0	39/1.4	406/14.5
<b>Totals</b>	<b>116/104</b>	<b>488-786</b>	<b>.621</b>	<b>0-1</b>	<b>.000</b>	<b>209-312</b>	<b>.669</b>	<b>906/7.8</b>	<b>107/0.9</b>	<b>1185/10.2</b>



## 38. SHANNON BROWN - 1,183 POINTS

Brown scored his 1,000th point in his 85th game vs. Northwestern (Feb. 4, 2006).


Year	GP/GS	FG-FGA	Pct.	3FG-FGA	Pct.	FT-FTA	Pct.	Reb/Avg.	Ast./Avg.	Pts./Avg.
2003-04	30/24	88-195	.451	15-44	.341	46-57	.807	75/2.5	38/1.3	237/7.9
2004-05	33/31	126-282	.447	31-94	.330	78-92	.848	140/4.2	57/1.7	361/10.9
2005-06	34/34	202-433	.467	64-164	.390	117-141	.830	150/4.4	93/2.7	585/17.2
<b>Totals</b>	<b>97/89</b>	<b>416-910</b>	<b>.457</b>	<b>110-302</b>	<b>.364</b>	<b>241-290</b>	<b>.831</b>	<b>329/3.4</b>	<b>188/1.9</b>	<b>1183/12.2</b>



## 39. LEE LAFAYETTE - 1,176 POINTS

Lafayette scored his 1,000th point in his 61st game vs. Indiana (Feb. 1, 1969).

Year	GP/GS	FG-FGA	Pct.	3FG-FGA	Pct.	FT-FTA	Pct.	Reb/Avg.	Ast./Avg.	Pts./Avg.
1966-67	23/NA	133-346	.384	-	-	75-131	.573	223/9.7	NA	341/14.8
1967-68	24/NA	149-339	.439	-	-	104-161	.664	253/10.5	NA	405/16.8
1968-69	23/NA	155-335	.436	-	-	120-182	.659	237/10.3	NA	430/18.7
<b>Totals</b>	<b>70/NA</b>	<b>437-1020</b>	<b>.428</b>	<b>-</b>	<b>-</b>	<b>299-474</b>	<b>.631</b>	<b>713/10.2</b>	<b>NA</b>	<b>1176/16.8</b>




## 40. LINDSAY HAIRSTON - 1,155 POINTS

Hairston scored his 1,000th point in his 66th game vs. Notre Dame (Feb. 5, 1975).

Year	GP/GS	FG-FGA	Pct.	3FG-FGA	Pct.	FT-FTA	Pct.	Reb/Avg.	Ast./Avg.	Pts./Avg.
1972-73	24/21	121-258	.469	-	-	35-54	.648	190/7.9	NA	277/11.5
1973-74	24/24	167-323	.517	-	-	62-96	.646	326/13.6	NA	396/16.5
1974-75	25/25	200-373	.536	-	-	82-141	.581	287/11.5	NA	482/19.3
<b>Totals</b>	<b>73/70</b>	<b>488-954</b>	<b>.512</b>	<b>-</b>	<b>-</b>	<b>179-291</b>	<b>.615</b>	<b>803/11.0</b>	<b>NA</b>	<b>1155/15.8</b>



1,000-POINT SCORERS



41. PETE GENT - 1,146 POINTS

Gent scored his 1,000th point in his 60th game vs. Purdue (Feb. 3, 1964).

Year	GP/GS	FG-FGA	Pct.	3FG-FGA	Pct.	FT-FTA	Pct.	Reb./Avg.	Ast./Avg.	Pts./Avg.
1961-62	22/NA	124-314	.395	-	-	63-83	.759	206/9.3	NA	311/14.1
1962-63	20/NA	128-313	.408	-	-	73-104	.702	152/7.6	NA	329/16.4
1963-64	24/NA	213-526	.404	-	-	80-124	.645	193/9.0	NA	506/21.0
<b>Totals</b>	<b>66/NA</b>	<b>465-1153</b>	<b>.403</b>	<b>-</b>	<b>-</b>	<b>216-311</b>	<b>.695</b>	<b>551/8.3</b>	<b>NA</b>	<b>1146/17.4</b>



42. TRAVIS TRICE - 1,135 POINTS

Trice scored his 1,000th point in his 127th game vs. Ohio State (March 13, 2015).

Year	GP/GS	FG-FGA	Pct.	3FG-FGA	Pct.	FT-FTA	Pct.	Reb./Avg.	Ast./Avg.	Pts./Avg.
2011-12	32/0	48-126	.381	30-74	.405	19-33	.576	57/1.8	56/1.8	145/4.5
2012-13	27/0	41-128	.320	29-72	.403	18-25	.720	42/1.6	50/1.9	129/4.8
2013-14	36/8	87-207	.420	53-122	.434	36-44	.818	58/1.6	84/2.3	263/7.3
2014-15	39/33	195-491	.397	90-244	.369	118-165	.715	123/3.2	197/5.1	598/15.3
<b>Totals</b>	<b>134/41</b>	<b>371-952</b>	<b>.390</b>	<b>202-512</b>	<b>.395</b>	<b>191-267</b>	<b>.715</b>	<b>280/2.1</b>	<b>387/2.9</b>	<b>1135/8.5</b>



43. AL FERRARI - 1,109 POINTS

Unable to determine exact game in which he scored 1,000th point due to missing box scores.

Year	GP/GS	FG-FGA	Pct.	3FG-FGA	Pct.	FT-FTA	Pct.	Reb./Avg.	Ast./Avg.	Pts./Avg.
1952-53	22/NA	114-328	.348	-	-	123-178	.691	163/7.4	NA	351/16.0
1953-54	22/NA	109-328	.332	-	-	98-142	.690	NA	NA	316/14.4
1954-55	22/NA	145-385	.379	-	-	152-192	.792	NA	NA	442/20.1
<b>Totals</b>	<b>66/NA</b>	<b>368-1041</b>	<b>.354</b>	<b>-</b>	<b>-</b>	<b>373-512</b>	<b>.729</b>	<b>163/7.4</b>	<b>NA</b>	<b>1109/16.8</b>



44. BILL KILGORE - 1,099 POINTS

Kilgore scored his 1,000th point in his 68th game vs. Indiana (Feb. 19, 1973).


Year	GP/GS	FG-FGA	Pct.	3FG-FGA	Pct.	FT-FTA	Pct.	Reb./Avg.	Ast./Avg.	Pts./Avg.
1970-71	24/NA	134-256	.523	-	-	73-111	.658	309/12.8	NA	341/14.2
1971-72	24/24	142-244	.581	-	-	73-130	.562	266/11.1	NA	357/14.8
1972-73	24/24	163-284	.574	-	-	75-117	.641	239/9.9	NA	401/16.7
<b>Totals</b>	<b>72/48</b>	<b>439-784</b>	<b>.560</b>	<b>-</b>	<b>-</b>	<b>221-358</b>	<b>.617</b>	<b>814/11.3</b>	<b>NA</b>	<b>1099/15.3</b>



45. GORAN SUTTON - 1,081 POINTS

Sutton scored his 1,000th point in his 128th game vs. Ohio State (March 14, 2009).

Year	GP/GS	FG-FGA	Pct.	3FG-FGA	Pct.	FT-FTA	Pct.	Reb./Avg.	Ast./Avg.	Pts./Avg.
2005-06	31/6	40-85	.471	0-1	.000	14-19	.737	88/2.8	15/0.5	94/3.0
2006-07	35/21	137-269	.509	0-5	.000	53-82	.646	235/6.7	85/2.4	327/9.3
2007-08	36/35	136-247	.551	2-12	.167	52-67	.776	295/8.2	66/1.8	326/9.1
2008-09	32/29	123-236	.521	21-48	.438	67-79	.848	269/8.4	50/1.6	334/10.4
<b>Totals</b>	<b>134/91</b>	<b>436-837</b>	<b>.521</b>	<b>23-66</b>	<b>.348</b>	<b>186-247</b>	<b>.753</b>	<b>887/6.6</b>	<b>216/1.6</b>	<b>1081/8.1</b>



46. JOHNNY GREEN - 1,062 POINTS

Green scored his 1,000th point in his 60th game vs. Indiana (Feb. 28, 1959).

Year	GP/GS	FG-FGA	Pct.	3FG-FGA	Pct.	FT-FTA	Pct.	Reb./Avg.	Ast./Avg.	Pts./Avg.
1956-57	18/NA	96-247	.389	-	-	46-81	.568	262/14.6	NA	238/13.2
1957-58	22/NA	164-320	.512	-	-	69-138	.500	392/17.8	NA	397/18.0
1958-59	23/NA	168-393	.427	-	-	91-152	.599	382/16.6	NA	427/18.5
<b>Totals</b>	<b>63/NA</b>	<b>428-960</b>	<b>.446</b>	<b>-</b>	<b>-</b>	<b>206-371</b>	<b>.555</b>	<b>1036/16.4</b>	<b>NA</b>	<b>1062/16.9</b>



47. EARLON JOHNSON - 1,059 POINTS

Johnson scored his 1,000th point in his 60th game vs. Notre Dame (March 18, 1979).

Year	GP/GS	FG-FGA	Pct.	3FG-FGA	Pct.	FT-FTA	Pct.	Reb./Avg.	Ast./Avg.	Pts./Avg.
1977-78	30/30	175-382	.458	-	-	161-205	.785	237/7.9	222/7.4	511/17.0
1978-79	32/31	173-370	.468	-	-	202-240	.842	234/7.3	269/8.4	548/17.1
<b>Totals</b>	<b>62/61</b>	<b>348-752</b>	<b>.463</b>	<b>-</b>	<b>-</b>	<b>363-445</b>	<b>.816</b>	<b>471/7.6</b>	<b>491/7.9</b>	<b>1059/17.1</b>



48. MILES BRIDGES - 1,055 POINTS

Bridges scored his 1,000th point in his 60th game vs. Michigan (March 3, 2018).

Year	GP/GS	FG-FGA	Pct.	3FG-FGA	Pct.	FT-FTA	Pct.	Reb./Avg.	Ast./Avg.	Pts./Avg.
2016-17	28/27	177-364	.486	56-144	.389	63-92	.685	232/8.3	58/2.1	473/16.9
2017-18	34/33	209-457	.457	71-195	.364	93-109	.853	237/7.0	92/2.7	582/17.1
<b>Totals</b>	<b>62/60</b>	<b>386-821</b>	<b>.470</b>	<b>127-339</b>	<b>.375</b>	<b>156-201</b>	<b>.776</b>	<b>469/7.6</b>	<b>150/2.4</b>	<b>1055/17.0</b>





## 1,000-POINT SCORERS



## 49. MARCUS SANDERS - 1,054 POINTS

Sanders scored his 1,000th point in his 64th game vs. Purdue (March 1, 1965).

Year	GP/GS	FG-FGA	Pct.	3FG-FGA	Pct.	FT-FTA	Pct.	Reb./Avg.	Ast./Avg.	Pts./Avg.
1962-63	20/NA	111-278	.399	-	-	73-97	.753	106/5.3	NA	295/14.7
1963-64	23/NA	127-329	.386	-	-	78-108	.722	110/4.7	NA	332/14.4
1964-65	23/NA	161-395	.407	-	-	105-138	.761	141/6.1	NA	427/18.5
<b>Totals</b>	<b>66/NA</b>	<b>399-1002</b>	<b>.398</b>	<b>-</b>	<b>-</b>	<b>256-343</b>	<b>.764</b>	<b>357/5.4</b>	<b>NA</b>	<b>1054/16.0</b>



## 50. KEVIN SMITH - 1,028 POINTS

Smith scored his 1,000th point in his 81st game vs. Minnesota (March 4, 1982).

Year	GP/GS	FG-FGA	Pct.	3FG-FGA	Pct.	FT-FTA	Pct.	Reb./Avg.	Ast./Avg.	Pts./Avg.
1979-80	27/16	89-200	.445	-	-	50-69	.723	48/1.8	93/3.4	228/8.4
1980-81	27/21	145-266	.545	-	-	74-101	.733	62/2.3	130/4.8	364/13.5
1981-82	28/28	180-405	.444	-	-	76-106	.717	58/2.1	126/4.5	436/15.6
<b>Totals</b>	<b>82/65</b>	<b>414-871</b>	<b>.475</b>	<b>-</b>	<b>-</b>	<b>200-276</b>	<b>.725</b>	<b>168/2.0</b>	<b>349/4.3</b>	<b>1028/12.5</b>



## 51. GARY HARRIS - 1,025 POINTS

Harris scored his 1,000th point in his 68th game vs. Virginia (March 28, 2014).

Year	GP/GS	FG-FGA	Pct.	3FG-FGA	Pct.	FT-FTA	Pct.	Reb./Avg.	Ast./Avg.	Pts./Avg.
2012-13	34/33	150-329	.456	65-158	.411	74-98	.755	86/2.5	46/1.4	439/12.9
2013-14	35/34	195-455	.429	81-230	.352	115-142	.810	140/4.0	94/2.7	586/16.7
<b>Totals</b>	<b>69/67</b>	<b>345-784</b>	<b>.440</b>	<b>146-388</b>	<b>.376</b>	<b>189-240</b>	<b>.788</b>	<b>226/3.3</b>	<b>140/2.0</b>	<b>1025/14.9</b>



## REBOUNDING RECORDS

### INDIVIDUAL

#### Career

REBOUNDS	NO.	YEARS
1. Draymond Green	1,096	2008-12
2. Greg Kelsner	1,092	1975-79
3. Johnny Green	1,036	1956-59
4. Antonio Smith	1,016	1995-99
5. Paul Davis	910	2002-06
6. Mike Peplowski	906	1989-93
7. Branden Dawson	902	2011-15
8. Goran Suton	887	2005-09
9. Denzel Valentine	856	2012-16
10. Andre Hutson	835	1997-2001

REB. AVG.	AVG. (GMS.)	YEARS
1. Johnny Green	16.4 (63)	1956-59
2. Horace Walker	13.8 (52)	1957-60
3. Bill Kilgore	11.3 (72)	1970-73
4. Lindsay Hairston	11.0 (73)	1972-75
5. Stan Washington	10.5 (69)	1963-66
6. Ralph Simpson	10.3 (23)	1969-70
7. Lee Lafayette	10.2 (70)	1966-69
8. Greg Kelsner	9.5 (115)	1975-79
9. Ted Williams	9.1 (58)	1960-63
10. Matthew Aitch	9.0 (45)	1965-67

#### Season

REBOUNDS	NO.	YEAR
1. Draymond Green	394	2011-12
2. Johnny Green	392	1957-58
3. Johnny Green	382	1958-59
4. Horace Walker	373	1959-60
5. Lindsay Hairston	326	1973-74
6. Antonio Smith	319	1998-99
7. Branden Dawson	318	2014-15
8. Horace Walker	312	1958-59
9. Bill Kilgore	309	1970-71
10. Antonio Smith	306	1996-97

#### By Class:

Freshman: Greg Kelsner - 260 (1975-76)

Soph.: Bill Kilgore - 309 (1970-71)

Junior: Johnny Green - 392 (1957-58)

Senior: Draymond Green - 394 (2011-12)

REB. AVG.	AVG.	YEAR
1. Johnny Green	17.8	1957-58
2. Horace Walker	17.7	1959-60
3. Johnny Green	16.6	1958-59
4. Johnny Green	14.6	1956-57
5. Lindsay Hairston	13.6	1973-74
6. Horace Walker	13.5	1958-59
7. Bill Kilgore	12.8	1970-71
8. Ted Williams	12.0	1960-61
9. Lance Olson	11.7	1959-69
10. Art Gownens	11.6	1959-60

#### By Class:

Freshman: Greg Kelsner - 9.6 (1975-76)

Soph.: Johnny Green - 14.6 (1956-57)

Junior: Johnny Green - 17.8 (1957-58)

Senior: Horace Walker - 17.7 (1959-60)

### YEAR-BY-YEAR REBOUNDING LEADERS

Based on total rebounds (since 1955-56)

Year	Name, Pos.	Reb. (Avg.)	Year	Name, Pos.	Reb. (Avg.)
1955-56	Julius McCov, f	219 (10.0)	1987-88	Carlton Valentine, f	157 (5.6)
1956-57	Johnny Green, c	262 (14.6)	1988-89	Steve Smith, g	229 (6.9)
1957-58	Johnny Green, c	392 (17.8)	1989-90	Ken Redfield, f	232 (6.8)
1958-59	Johnny Green, c	382 (16.6)	1990-91	Mike Peplowski, c	206 (6.9)
1959-60	Horace Walker, f/c	373 (17.7)	1991-92	Mike Peplowski, c	259 (8.6)
1960-61	Ted Williams, c	288 (12.0)	1992-93	Mike Peplowski, c	279 (10.0)
1961-62	Pete Gent, f	206 (9.3)	1993-94	Anthony Miller, c	287 (9.0)
1962-63	Bill Berry, f	184 (9.2)	1994-95	Jamie Feick, c	281 (10.1)
1963-64	Stan Washington, f	245 (10.2)	1995-96	Jamie Feick, c	303 (9.5)
1964-65	Stan Washington, f	248 (10.7)	1996-97	Antonio Smith, f	306 (10.2)
1965-66	Stan Washington, f	234 (10.6)	1997-98	Antonio Smith, f	262 (8.7)
1966-67	Lee Lafayette, c/f	223 (9.7)	1998-99	Antonio Smith, f	319 (8.4)
1967-68	Lee Lafayette, c/f	253 (10.5)	1999-2000	Andre Hutson, f	243 (6.2)
1968-69	Lee Lafayette, c/f	237 (10.3)	2000-01	Andre Hutson, f	244 (7.6)
1969-70	Ralph Simpson, g	239 (10.3)	2001-02	Aloysius Anagonve, f	196 (6.3)
1970-71	Bill Kilgore, c/f	309 (12.8)	2002-03	Aloysius Anagonve, f	186 (5.3)
1971-72	Bill Kilgore, c/f	266 (11.1)	2003-04	Paul Davis, c	187 (6.2)
1972-73	Bill Kilgore, c/f	239 (9.9)	2004-05	Paul Davis, c	257 (8.0)
1973-74	Lindsay Hairston, c	326 (13.6)	2005-06	Paul Davis, c	301 (9.1)
1974-75	Lindsay Hairston, c	287 (11.5)	2006-07	Goran Suton, c	235 (6.7)
1975-76	Greg Kelsner, f	260 (9.5)	2007-08	Goran Suton, c	295 (8.2)
1976-77	Greg Kelsner, f	280 (10.8)	2008-09	Goran Suton, c	269 (8.4)
1977-78	Greg Kelsner, f	274 (9.1)	2009-10	Draymond Green, f	286 (7.7)
1978-79	Greg Kelsner, f	278 (8.7)	2010-11	Draymond Green, f	294 (8.6)
1979-80	Ron Charles, f/c	241 (8.9)	2011-12	Draymond Green, f	394 (10.6)
1980-81	Jay Vincent, c/f	229 (8.5)	2012-13	Andreian Payne, f	273 (7.6)
1981-82	Derek Perry, f	151 (5.4)	2013-14	Branden Dawson, f	233 (8.3)
1982-83	Kevin Willis, c	258 (9.6)	2014-15	Branden Dawson, f	318 (9.1)
1983-84	Kevin Willis, c	192 (7.7)	2015-16	Matt Costello, f	287 (8.2)
1984-85	Ken Johnson, c	285 (10.2)	2016-17	Miles Bridges, g/f	232 (8.3)
1985-86	Larry Polec, f	178 (5.7)	2017-18	Nick Ward, f	249 (7.1)
1986-87	Carlton Valentine, f	157 (5.6)	2018-19	Xavier Tillman, f	284 (7.3)

### Game

OFF. REB.*	NO.	DATE (OPP.)
1. Goran Suton	11	11/24/2007 (Oak.)
Antonio Smith	11	1/29/1997 (Pur.)
3. Nick Ward	9	3/4/2017 (Mary.)
Matt Costello	9	3/2/2016 (Rutgers)
Branden Dawson	9	12/3/2014 (UND)
Derrick Nix	9	3/21/2013 (Valpo.)
Morris Peterson	9	3/21/1999 (Ky.)
8. Nick Ward	8	1/28/18 (Maryland)
Deiyonta Davis	8	11/13/2015 (FAU)
Branden Dawson	8	1/24/2015 (Neb.)
Branden Dawson	8	11/9/2012 (UConn)
Derrick Nix	8	11/13/2010 (FGCU)
Paul Davis	8	12/31/2005 (Cop. St.)
Antonio Smith	8	1/2/1997 (Indiana)
Jon Garavaglia	8	11/28/1995 (Ark.)

DEF. REB.*	NO.	DATE (OPP.)
1. Miles Bridges	19	12/31/17 (Sav. St.)
2. Antonio Smith	17	3/8/1997 (Indiana)
3. Draymond Green	15	3/22/2012 (L'ville)
Andre Hutson	15	2/24/2001 (PSU)
5. Miles Bridges	14	11/23/2016 (SJU)
Draymond Green	14	2/5/2012 (Mich.)
7. Branden Dawson	13	1/8/2015 (Iowa)
Draymond Green	13	3/10/2012 (Wis.)
Goran Suton	13	3/20/2009 (R. Morris)
Antonio Smith	13	2/18/1999 (Mich.)
Jamie Feick	13	2/7/1995 (Pur.)
Mike Peplowski	13	2/8/1992 (Wis.)

\* Since 1986-87 Season

### Team

#### Season

REBOUNDS	NO.	GAMES
1. 2018-19	1,580	39
2. 1999-2000	1,521	39
3. 1958-59	1,508	23
4. 2008-09	1,482	38
2014-15	1,458	39

REB. AVG.	NO.	GAMES
1. 1958-59	65.5 (1,508)	23
2. 1959-60	57.7 (1,212)	21
3. 1961-62	54.6 (1,201)	22
4. 1964-65	51.7 (1,189)	23
5. 1962-63	51.4 (1,028)	20



## REBOUNDING/FIELD-GOAL RECORDS

## 20-REB. GAMES

29	Horace Walker	12/25/1959	(Butler)
	Johnny Green	12/30/1957	(Washington)
28	Horace Walker	1/23/1960	(Iowa)
	Johnny Green	12/28/1957	(USC)
27	Greg Kelsner	1/3/1976	(Wisconsin)
26	Horace Walker	3/5/1960	(Indiana)
	Keith Stackhouse	2/18/1957	(Minnesota)
25	Ted Williams	1/16/1961	(Michigan)
	Johnny Green	2/21/1959	(Purdue)
24	Horace Walker	1/9/1960	(Michigan)
	Horace Walker	2/16/1959	(N'western)
	Johnny Green	1/5/1959	(Iowa)
	Johnny Green	3/8/1958	(Indiana)
	Horace Walker	12/17/1958	(Notre Dame)
23	Lindsay Hairston	12/20/1974	(San Fran.)
	Lindsay Hairston	2/2/1974	(Purdue)
	Horace Walker	2/1/1962	(Kansas State)
	Johnny Green	12/2/1957	(Butler)
22	Bernard Copeland	3/1/1969	(Ohio State)
	Lee Lafayette	1/7/1967	(Illinois)
	Johnny Green	1/18/1958	(N'western)
	Johnny Green	12/21/1957	(Notre Dame)
21	Miles Bridges	12/31/2017	(Savannah State)
	Lindsay Hairston	1/25/1975	(Wisconsin)
	Bill Berry	12/1/1962	(Kansas State)
	Horace Walker	12/5/1959	(Notre Dame)
	Duane Peterson	1/21/1956	(Minnesota)
20	Goran Suton	11/24/2007	(Oakland)
	Kevin Willis	1/8/1983	(Northwestern)
	Kevin Willis	3/5/1983	(Wisconsin)
	Earvin Johnson	12/8/1977	(Wichita St.)
	Bill Kilgore	2/20/1971	(Wisconsin)
	Bill Kilgore	2/13/1971	(Minnesota)
	Ralph Simpson	12/19/1969	(Bradley)
	Lance Olson	2/8/1960	(Illinois)
	Horace Walker	1/16/1960	(Illinois)
	Johnny Green	2/10/1958	(Iowa)
	Johnny Green	1/4/1958	(Ohio State)

## YEAR-BY-YEAR FIELD-GOAL % LEADERS

Minimum 100 attempts (since 1946-47)

Year	Name	Pct. (FG-FGA)	Year	Name	Pct. (FG-FGA)
1946-47	Robin Roberts, f	.389 (81-208)	1983-84	Ben Tower, f	.573 (63-110)
1947-48	Bob Brannum, c	.389 (124-319)	1984-85	Ken Johnson, c	.604 (128-212)
1948-49	John Granack, f	.362 (42-116)	1985-86	Carlton Valentine, f	.650 (80-123)
1949-50	Bob Carey, c	.448 (65-145)	1986-87	Carlton Valentine, f	.622 (135-217)
1950-51	Sonny Means, g	.378 (39-103)	1987-88	George Papadakos, c	.650 (102-157)
1951-52	Gordon Stauffer, g	.365 (77-211)	1988-89	Matt Steigenga, f	.558 (115-206)
1952-53	Robert Armstrong, c	.379 (96-253)	1989-90	Matt Steigenga, f	.587 (138-235)
1953-54	Bob Devenny, g	.376 (53-141)	1990-91	Mike Peplowski, c	.627 (99-158)
1954-55	Duane Peterson, c	.467 (107-229)	1991-92	Mike Peplowski, c	.632 (168-266)
1955-56	Julius McCoy, f	.423 (228-538)	1992-93	Mike Peplowski, c	.639 (161-252)
1956-57	George Ferguson, f	.428 (137-320)	1993-94	Anthony Miller, c	.651 (162-249)
1957-58	Johnny Green, c	.512 (164-320)	1994-95	Jamie Feick, c	.617 (111-180)
1958-59	Lance Olson, f	.428 (96-224)	1995-96	Quinton Brooks, f	.564 (195-346)
1959-60	Dave Fahs, g	.432 (108-250)	1996-97	Antonio Smith, f	.564 (92-163)
1960-61	Jack Lamers, f/g	.422 (84-190)	1997-98	DuJuan Wiley, c	.624 (78-125)
1961-62	Bill Schwarz, g	.415 (71-171)	1998-99	Andre Hutson, f	.617 (111-180)
1962-63	Bill Schwarz, g	.419 (67-160)	1999-2000	Andre Hutson, f	.586 (147-251)
1963-64	Fred Thomann, c	.490 (145-302)	2000-01	Andre Hutson, f	.622 (173-278)
1964-65	Stan Washington, f	.474 (185-390)	2001-02	Adam Ballinger, f	.545 (116-213)
1965-66	Bill Curtis, f	.487 (149-306)	2002-03	Aloysius Anagnonye, f	.618 (97-157)
1966-67	Heywood Edwards, g	.476 (59-124)	2003-04	Paul Davis, c	.568 (163-287)
1967-68	John Bailey, g	.462 (86-186)	2004-05	Alan Anderson, f	.556 (149-268)
1968-69	Lee Lafayette, c/f	.436 (155-335)	2005-06	Paul Davis, c	.566 (206-364)
1969-70	Pat Miller, g/f	.525 (83-158)	2006-07	Marquise Gray, f	.578 (96-166)
1970-71	Bill Kilgore, f/c	.523 (134-256)	2007-08	Drew Naymick, c	.650 (65-100)
1971-72	Bill Kilgore, f/c	.581 (142-244)	2008-09	Delvon Roe, f	.566 (81-143)
1972-73	Bill Kilgore, f/c	.574 (163-284)	2009-10	Delvon Roe, f	.553 (83-150)
1973-74	Bill Glover, g	.580 (69-119)	2010-11	Delvon Roe, f	.483 (71-147)
1974-75	Bill Glover, g	.546 (124-227)	2011-12	Branden Dawson, f	.577 (109-189)
1975-76	Greg Kelsner, f	.517 (136-264)	2012-13	Adreian Payne, f	.546 (137-251)
1976-77	Terry Donnelly, g	.534 (87-163)	2013-14	Branden Dawson, f	.613 (136-222)
1977-78	Greg Kelsner, f	.610 (221-362)	2014-15	Gavin Schilling, f	.582 (82-141)
1978-79	Ron Charles, f/c	.665 (115-173)	2015-16	Devonta Davis, f	.588 (119-199)
1979-80	Ron Charles, f/c	.676 (169-250)	2016-17	Nick Ward, f	.592 (181-306)
1980-81	Derek Perry, f	.601 (83-138)	2017-18	Nick Ward, f	.648 (162-250)
1981-82	Derek Perry, f	.495 (99-200)	2018-19	Xavier Tillman, f	.605 (144-238)
1982-83	Kevin Willis, c	.596 (162-272)			

## Game

REBOUNDS	OPPONENT	DATE
1. 84	Iowa	2/15/1964
3. 84	Ohio State	1/19/1959
4. 77	Southern Ill.	12/13/1955
4. 77	Indiana	1/11/1964
77	Butler	12/23/1961

## Big Ten Game

REBOUNDS	OPPONENT	DATE
1. 84	Iowa	2/15/1964
84	Ohio State	1/19/1959
3. 77	Indiana	1/11/1964
4. 74	Illinois	2/17/1964
74	Indiana	3/5/1960

## INDIVIDUAL

## Career

FIELD GOALS	NO.	YEARS
1. Shawn Respert	866	1990-95
2. Scott Skiles	837	1982-86
3. Steve Smith	826	1987-91
4. Greg Kelsner	820	1975-79
5. Jay Vincent	799	1977-81
6. Terry Furlow	721	1972-76
7. Mike Robinson	712	1971-74
8. Sam Vincent	685	1981-85
9. Kalin Lucas	670	2007-11
10. Paul Davis	614	2002-06

FIELD-GOAL ATT.	NO.	YEARS
1. Shawn Respert	1,791	1990-95
2. Steve Smith	1,695	1987-91
3. Scott Skiles	1,623	1982-86
4. Kalin Lucas	1,575	2007-11
5. Jay Vincent	1,555	1977-81
6. Mike Robinson	1,541	1971-74
7. Greg Kelsner	1,517	1975-79
8. Terry Furlow	1,478	1972-76
9. Mateen Cleaves	1,331	1996-2000
10. Denzel Valentine	1,309	2012-16

## FIELD-GOAL PCT.\* PCT. YEARS

1. Ron Charles	.639	1976-80
(376-588)		
2. Mike Peplowski	.621	1989-93
(488-786)		
3. Anthony Miller	.609	1991-94
(321-527)		
4. Andre Hutson	.609	1997-2001
(518-851)		
5. Nick Ward	.605	2016-19
(506-837)		
6. Carlton Valentine	.601	1984-88
(384-639)		
7. Marquise Gray	.576	2005-09
(243-422)		
8. Aloysius Anagnonye	.569	1999-2003
(278-489)		
9. Matt Costello	.567	2012-16
(325-573)		
10. Bill Glover	.560	1972-75
(214-382)		
Bill Kilgore	.560	1970-73
(439-784)		

\* Minimum 350 attempts



## FIELD-GOAL RECORDS

### Season

FIELD GOALS	NO.	YEAR
1. Scott Skiles	331	1985-86
2. Terry Furlow	308	1975-76
3. Shawn Respert	272	1993-94
4. Steve Smith	268	1990-91
5. Ralph Simpson	264	1969-70
6. Jay Vincent	259	1980-81
Mike Robinson	259	1972-73
8. Darryl Johnson	247	1986-87
9. Greg Kelsner	246	1978-79
10. Sam Vincent	245	1984-85
Mike Robinson	245	1971-72

By Class:

Fresh.: Nick Ward - 181 (2016-17)  
 Soph.: Ralph Simpson - 264 (1969-70)  
 Junior: Shawn Respert - 272 (1993-94)  
 Senior: Scott Skiles - 331 (1985-86)

FIELD-GOAL ATT.	NO.	YEAR
1. Terry Furlow	653	1975-76
2. Scott Skiles	598	1985-86
3. Ralph Simpson	588	1969-70
4. Steve Smith	566	1990-91
5. Mike Robinson	565	1971-72
6. Shawn Respert	562	1993-94
7. Julius McCoy	538	1955-56
8. Mike Robinson	536	1972-73
9. Cassius Winston	528	2018-19
10. Pete Gent	526	1963-64

By Class:

Fresh.: Earvin Johnson - 382 (1977-78)  
 Soph.: Ralph Simpson - 588 (1969-70)  
 Junior: Shawn Respert - 562 (1993-94)  
 Senior: Terry Furlow - 653 (1975-76)

FG PCT.*	PCT.	YEAR
1. Ron Charles	.676	1979-80
(169-250)		
2. Ron Charles	.665	1978-79
(115-173)		
3. Anthony Miller	.651	1993-94
(162-249)		
4. Carlton Valentine	.650	1985-86
(80-123)		
5. Drew Naymick	.650	2007-08
(65-100)		
6. George Papadakos	.650	1987-88
(102-157)		
7. Nick Ward	.648	2017-18
(162-250)		
8. Mike Peplowski	.639	1992-93
(161-252)		
9. Mike Peplowski	.632	1991-92
(168-266)		
10. Mike Peplowski	.627	1990-91
(99-158)		

\* Minimum 100 attempts

By Class:

Fresh.: Andre Hulson - 613 (1997-98)  
 Soph.: Carlton Valentine - 650 (1985-86)  
 Junior: Ron Charles - 665 (1978-79)  
 Senior: Ron Charles - 676 (1979-80)

### Game

FIELD GOALS	NO.	DATE (OPP.)
1. Scott Skiles	20	1/18/1986 (Minn.)
Julius McCoy	20	12/21/1955 (ND)
3. Ralph Simpson	19	12/13/1969 (WMU)
4. Darryl Johnson	18	12/29/1986 (BYU)
Scott Skiles	18	1/30/1986 (Wis.)
Terry Furlow	18	1/5/1976 (Iowa)
7. Scott Skiles	17	3/8/1986 (Ohio St.)
Jay Vincent	17	2/28/1981 (Minn.)
Mike Robinson	17	3/3/1973 (Nwestern)
Ralph Simpson	17	12/27/1969 (Oregon)

FG ATTEMPTS	NO.	DATE (OPP.)
1. Julius McCoy	36	2/27/1956 (Wis.)
2. Mike Robinson	34	3/7/1972 (Ohio St.)
Ralph Simpson	34	2/28/1970 (Ohio St.)
Al Ferrari	34	1/5/1953 (Indiana)
5. Scott Skiles	33	3/8/1986 (Ohio St.)
Mike Robinson	33	2/12/1972 (Iowa)
Ralph Simpson	33	1/31/1970 (Minn.)
8. Terry Furlow	32	12/6/1975 (EMU)
Ralph Simpson	32	12/27/1969 (Oregon)
10. Six occasions with 31 FG Attempts		

FG PCT.*	PCT.	DATE (OPP.)
1. Nick Ward	1.000	12/3/18 (Iowa)
(10-10)		
Alan Anderson	1.000	2/24/2005 (Wis.)
(10-10)		
Carlton Valentine	1.000	12/2/1986 (Brklyn)
(11-11)		
Ron Charles	1.000	1/24/1980 (Mich.)
(12-12)		
Bob Chapman	1.000	12/2/1977 (R.I.)
(11-11)		
6. Nick Ward	.923	12/16/18 (GB)
(12-13)		
7. Kirk Manns	.917	3/29/1989 (UAB)
(11-12)		
Darryl Johnson	.917	2/15/1986 (Minn.)
(11-12)		
Ron Charles	.917	12/18/1979 (CMU)
(11-12)		
10. Ken Johnson	.909	1/3/1985 (Ohio St.)
(10-11)		
Derek Perry	.909	12/12/1980 (EMU)
(10-11)		

\* Minimum 10 attempts

## TEAM

### Season

FIELD GOALS	NO.	GAMES
1. 2018-19	1,071	39 games
2. 1985-86	1,043	31 games
3. 2013-14	1,024	38 games
4. 1998-99	1,020	38 games
5. 1999-2000	1,018	39 games

FIELD-GOAL ATT.	NO.	GAMES
1. 2018-19	2,230	39 games
2. 2014-15	2,181	39 games

3. 2013-14	2,159	38 games
4. 1998-99	2,156	38 games
5. 1999-00	2,148	39 games

FIELD-GOAL PCT.	NO.	GAMES
1. 1985-86	.561	31 games
2. 1984-85	.537	31 games
3. 1978-79	.527	32 games
4. 1977-78	.524	30 games
5. 1986-87	.524	28 games

### Game

FIELD GOALS	OPPONENT	DATE
1. 50	Morehead St.	12/1/1992
50	Oklahoma	12/21/1963
3. 47	East Tenn. St.	12/9/1993
47	New Hampshire	2/30/1977
5. 46	Neb. Omaha	12/4/2011
46	Wisconsin	1/25/1975
46	Wisconsin	1/6/1964

FG ATT.	OPPONENT	DATE
1. 101	BYU	12/23/1963
101	Indiana	3/5/1960
3. 100	Cal State-Full.	12/1/1967
100	Oklahoma	12/21/1963
100	Wisconsin	3/2/1963

FG PCT.	OPPONENT	DATE
1. .738 (31-42)	Minnesota	2/28/1987
2. .733 (33-45)	Ohio State	2/7/2004
3. .686 (35-51)	Cincinnati	12/21/1991
4. .682 (30-44)	at Illinois	1/22/2018
5. .679 (36-53)	Penn State	1/20/2007

### Big Ten Game

FIELD GOALS	OPPONENT	DATE
1. 46	Wisconsin	1/25/1975
46	Wisconsin	1/6/1964
3. 44	Michigan	3/4/2000
4. 43	Purdue	2/3/1964
5. 42	Four occasions	

FG ATT.	OPPONENT	DATE
1. 101	Indiana	3/5/1960
2. 100	Wisconsin	3/2/1963
3. 97	Ohio State	3/3/1956
4. 96	Ohio State	2/22/1965
96	Minnesota	1/14/1964
96	Indiana	1/11/1964

FG PCT.	OPPONENT	DATE
1. .738 (31-42)	Minnesota	2/28/1987
2. .733 (33-45)	Ohio State	2/7/2004
3. .682 (30-44)	at Illinois	1/22/2018
4. .679 (36-53)	Penn State	1/20/2007
5. .667 (34-51)	Ohio State	3/5/2016
.667 (26-39)	Illinois	2/7/1985





## FREE-THROW RECORDS

## INDIVIDUAL

## Career

FREE THROWS	NO.	YEARS
1. Kalin Lucas	507	2007-11
2. Paul Davis	477	2002-06
3. Sam Vincent	476	1981-85
4. Shawn Respert	468	1990-95
5. Steve Smith	464	1987-91
6. Scott Skiles	446	1982-86
7. Keith Appling	389	2010-14
8. Raymar Morgan	384	2006-10
9. Alan Anderson	379	2001-05
10. Greg Kelsner	374	1975-79

FREE-THROW ATT.	NO.	YEARS
1. Kalin Lucas	637	2007-11
2. Paul Davis	625	2002-06
3. Steve Smith	614	1987-91
4. Sam Vincent	593	1981-85
5. Greg Kelsner	590	1975-79
6. Raymar Morgan	571	2006-10
7. Nick Ward	547	2016-19
8. Shawn Respert	546	1990-95
9. Julius McCoy	544	1953-56
10. Scott Skiles	525	1982-86

FREE-THROW PCT.*	PCT.	YEARS
1. Drew Neitzel	.866	2004-08 (251-290)
2. Shawn Respert	.857	1990-95 (468-546)
3. Scott Skiles	.850	1982-86 (446-525)
4. Cassius Winston	.842	2016- (299-355)
5. Alan Anderson	.831	2001-05 (379-456)
6. Shannon Brown	.831	2003-06 (241-290)
7. Darryl Johnson	.830	1983-87 (200-241)
8. Earvin Johnson	.816	1977-79 (363-445)
9. Stan Washington	.815	1963-66 (278-341)
10. Terry Furlow	.815	1972-76 (335-411)

\* Minimum 200 attempts

## Season

FREE THROWS	NO.	YEAR
1. Earvin Johnson	202	1978-79
2. Scott Skiles	188	1985-86
3. Terry Furlow	177	1975-76
4. Sam Vincent	176	1984-85
5. Kalin Lucas	172	2008-09
6. Cassius Winston	163	2018-19
7. Earvin Johnson	161	1977-78
8. Paul Davis	160	2005-06
9. Al Ferrari	152	1954-55
10. Steve Smith	150	1990-91

By Class:

Fresh.: Earvin Johnson - 161 (1977-78)  
 Soph.: Earvin Johnson - 202 (1978-79)  
 Junior: Cassius Winston - 163 (2018-19)  
 Senior: Scott Skiles - 188 (1985-86)

FT ATTEMPTS	NO.	YEAR
1. Earvin Johnson	240	1978-79
2. Julius McCoy	214	1955-56
3. Kalin Lucas	213	2008-09
4. Scott Skiles	209	1985-86
5. Sam Vincent	208	1984-85
6. Earvin Johnson	205	1977-78
7. Bob Anderegge	203	1958-59
8. Terry Furlow	202	1975-76
9. Nick Ward	200	2016-17
10. Greg Kelsner	196	1976-77

By Class:

Fresh.: Earvin Johnson - 205 (1977-78)  
 Soph.: Earvin Johnson - 240 (1978-79)  
 Junior: Shawn Respert - 196 (1993-94)  
 Senior: Julius McCoy - 214 (1955-56)

FT PCT.	PCT.	FT-FTA
1. Darryl Johnson	.910	1986-87 (111-122)
2. Cassius Winston	.900	2017-18 (81-90)
2. Scott Skiles	.900	1985-86 (188-209)
3. A.J. Granger	.893	1999-2000 (67-75)
4. Terry Donnelly	.882	1979-80 (60-68)
5. Drew Neitzel	.879	2006-07 (123-140)
6. Alan Anderson	.877	2004-05 (114-130)
7. Terry Furlow	.876	1975-76 (177-202)
8. Shawn Respert	.872	1991-92 (68-78)
9. Austin Thornton	.871	2011-12 (54-62)

\* Minimum 50 attempts

By Class:

Fresh.: Shawn Respert - .872 (1991-92)  
 Soph.: Cassius Winston - .900 (2017-18)  
 Junior: Drew Neitzel - .879 (2006-07)  
 Senior: Darryl Johnson - .910 (1986-87)

## Game

FREE THROWS	NO.	DATE (OPP.)
1. Al Ferrari	21	2/28/1955 (Ind.)
2. Terry Furlow	20	1/8/1976 (Nwestern)
3. Kevin Smith	19	1/7/1982 (Ind.)
4. Adreian Payne	17	3/20/2014 (Del.)
Sam Vincent	17	2/24/1983 (Ohio St.)

FT ATTEMPTS	NO.	DATE (OPP.)
1. Al Ferrari	26	2/28/1955 (Ind.)
2. Terry Furlow	22	1/8/1976 (Nwestern)
3. Rudy Benjamin	21	12/12/1970 (WMU)
4. Kevin Smith	19	1/7/1982 (Indiana)
5. Steve Smith	18	2/25/1991 (Minn.)
Earvin Johnson	18	1/20/1979 (Iowa)

FT PCT.	PCT.	DATE (OPP.)
1. Kevin Smith	1.000	1/7/1982 (Indiana) (19-19)
Adreian Payne	1.000	3/20/2014 (Del.) (17-17)
Sam Vincent	1.000	2/24/1983 (OSU) (17-17)
Steve Smith	1.000	1/19/1991 (Minn.) (15-15)
Three (14-14), One (13-13), Two (12-12), Seven (11-11), 16 (10-10)		

## TEAM

## Season

FREE THROWS	NO.	GAMES
1. 2008-09	612	38 games
2. 1999-2000	600	39 games
3. 2002-03	564	35 games
4. 1978-79	559	32 games
5. 2004-05	543	33 games

FT ATTEMPTS	NO.	GAMES
1. 2008-09	877	38 games
2. 1999-2000	816	39 games
3. 1978-79	775	32 games
4. 2002-03	767	35 games
5. 2009-10	764	37 games

FT PCT.	NO.	GAMES
1. 1985-86	.799	31 games
2. 2004-05	.777	33 games
3. 2003-04	.771	30 games
2001-02	.771	31 games
1986-87	.771	28 games

## Game

FT	OPPONENT	DATE
1. 42	Oklahoma	12/6/2003
2. 41	Ill.-Chicago	12/3/1983
3. 40	Ohio State	2/24/1983
40	Penn	12/30/1954
5. 36	Wisconsin	1/8/1955

FT ATT.	OPPONENT	DATE
1. 53	Ill.-Chicago	12/3/1983
2. 49	Western Mich.	12/12/1970
49	Wisconsin	1/8/1955
49	Kansas State	1/5/1954
5. 48	Oklahoma	12/6/2003

## FREE-THROW PERCENTAGE:

1.000 (18-18)  
 vs. Mich. (1/30/2001) & Illinois (1/12/86)

## Big Ten Game

FT	OPPONENT	DATE
1. 40	Ohio State	2/24/1983
2. 36	Wisconsin	1/8/1955
3. 34	Indiana	2/23/1963
4. 33	Indiana	2/28/1955
5. 32	Minnesota	1/11/2014

FT ATT.	OPPONENT	DATE
1. 49	Wisconsin	1/8/1955
2. 45	Ohio State	2/24/1983
3. 44	Iowa	1/20/1979
44	Indiana	2/23/1963
5. 42	Penn State	1/3/2001

## FREE-THROW PERCENTAGE

1.000 (18-18)  
 vs. Mich. (1/30/2001) & Illinois (1/12/86)



FREE-THROW/3-POINT RECORDS

YEAR-BY-YEAR FREE-THROW % LEADERS

Minimum 50 attempts (since 1946-47)

Year	Name	PCT. (FT-FTA)	Year	Name	PCT. (FT-FTA)
1946-47	Bob Geahan, f	.656 (61-93)	1983-84	Scott Skiles, g	.832 (99-119)
1947-48	Bob Brannum, c	.615 (96-156)	1984-85	Sam Vincent, g	.846 (176-208)
1948-49	John Granack, f	.617 (37-60)	1985-86	Scott Skiles, g	.900 (188-209)
1949-50	Jim Snodgrass, g	.694 (50-72)	1986-87	Darryl Johnson, g	.910 (111-122)
1950-51	Bob Carey, f/c	.683 (54-79)	1987-88	Steve Smith, g	.758 (69-91)
1951-52	Gordon Stauffer, g	.810 (56-69)	1988-89	Kirk Manns, g	.839 (47-56)
1952-53	Al Ferrari, f	.691 (123-178)	1989-90	Kirk Manns, g	.864 (70-81)
1953-54	Bob Armstrong, c	.754 (49-65)	1990-91	Steve Smith, g	.802 (150-187)
1954-55	Al Ferrari, f	.792 (152-192)	1991-92	Shawn Respert, g	.872 (68-78)
1955-56	George Ferguson f/g	.699 (66-93)	1992-93	Shawn Respert, g	.856 (119-139)
1956-57	Jack Quiggle, g	.714 (100-140)	1993-94	Shawn Respert, g	.840 (142-169)
1957-58	Jack Quiggle, g	.721 (75-104)	1994-95	Shawn Respert, g	.869 (139-160)
1958-59	Horace Walker, f/c	.719 (69-96)	1995-96	Thomas Kelley, g	.790 (45-57)
1959-60	Horace Walker, f/c	.798 (119-149)	1996-97	Mateen Cleaves, g	.722 (57-79)
1960-61	Dick Hall, f/c	.800 (104-130)	1997-98	Charlie Bell, g	.793 (69-87)
1961-62	Jack Lamers, f/c	.761 (51-67)	1998-99	Morris Peterson, f	.814 (114-140)
1962-63	Jack Lamers, f/g	.770 (47-61)	1999-2000	A.J. Granger, f	.893 (67-75)
1963-64	Bill Schwarz, f	.784 (40-51)	2000-01	Charlie Bell, g	.770 (94-122)
1964-65	Stan Washington, f	.851 (120-141)	2001-02	Adam Ballinger, f	.864 (51-59)
1965-66	Stan Washington, f	.798 (91-114)	2002-03	Alan Anderson, f	.842 (128-152)
1966-67	Steve Rymal, g	.690 (49-71)	2003-04	Shannon Brown, g	.807 (46-57)
1967-68	Harrison Stepler, g	.815 (44-54)	2004-05	Alan Anderson, f	.877 (114-130)
1968-69	Jim Gibbons, f	.714 (79-98)	2005-06	Paul Davis, c	.870 (160-184)
1969-70	Ralph Simpson, g	.822 (139-169)	2006-07	Drew Neitzel, g	.879 (123-140)
1970-71	Rudy Benjamin, g	.725 (116-160)	2007-08	Drew Neitzel, g	.860 (74-86)
1971-72	Mike Robinson, g	.707 (104-147)	2008-09	Goran Suton, c	.848 (67-79)
1972-73	Mike Robinson, g	.796 (90-113)	2009-10	Durrell Summers, g	.795 (62-78)
1973-74	Mike Robinson, g	.773 (99-128)	2010-11	Kalin Lucas, g	.820 (137-167)
1974-75	Terry Furlow, f	.825 (99-120)	2011-12	Austin Thornton, g	.871 (54-62)
1975-76	Terry Furlow, f	.876 (177-202)	2012-13	Adreian Payne, f	.848 (89-105)
1976-77	Terry Donnelly, g	.769 (40-52)	2013-14	Gary Harris, g	.810 (115-142)
1977-78	Bob Chapman, g	.802 (65-81)	2014-15	Denzel Valentine, g	.826 (71-86)
1978-79	Earvin Johnson, g/f	.842 (202-240)	2015-16	Denzel Valentine, g	.853 (81-95)
1979-80	Terry Donnelly, g	.882 (60-68)	2016-17	Eron Harris, g	.776 (45-58)
1980-81	Mike Brkovich, g/f	.862 (56-65)	2017-18	Cassius Winston, g	.900 (81-90)
1981-82	Sam Vincent, g	.747 (68-91)	2018-19	Cassius Winston, g	.840 (163-194)
1982-83	Scott Skiles, g	.831 (69-83)			

YEAR-BY-YEAR 3-POINT FG LEADERS

Based on total 3-pointers (since 1982-83)

Year	Name	3FG (avg.)	Year	Name	3FG (avg.)
1982-83*	Scott Skiles, g	25 (1.2)	2002-03	Chris Hill, g	95 (2.7)
1986-87	Kirk Manns, g	35 (1.2)	2003-04	Chris Hill, g	84 (2.8)
1987-88	Kirk Manns, g	27 (0.9)	2004-05	Chris Hill, g	61 (1.8)
1988-89	Kirk Manns, g	69 (2.1)	2005-06	Maurice Ager, g	83 (2.4)
1989-90	Kirk Manns, g	81 (2.6)	2006-07	Drew Neitzel, g	114 (3.3)
1990-91	Steve Smith, g	66 (2.2)	2007-08	Drew Neitzel, g	97 (2.7)
1991-92	Shawn Respert, g	60 (2.0)	2008-09	Chris Allen, g	52 (1.4)
1992-93	Shawn Respert, g	60 (2.1)	2009-10	Chris Allen, g	53 (1.5)
1993-94	Shawn Respert, g	92 (2.9)	2010-11	Durrell Summers, g	62 (1.8)
1994-95	Shawn Respert, g	119 (4.3)	2011-12	Draymond Green, f	52 (1.4)
1995-96	Ray Weathers, g	39 (1.3)	2012-13	Gary Harris, g	65 (1.9)
1996-97	Ray Weathers, g	53 (1.8)	2013-14	Gary Harris, g	81 (2.3)
1997-98	Jason Klein, f	69 (2.3)	2014-15	Denzel Valentine, g	102 (2.6)
1998-99	Jason Klein, f	46 (1.2)	2015-16	Bryn Forbes, g	112 (3.2)
1999-2000	Morris Peterson, f	85 (2.2)	2016-17	Miles Bridges, g/f	56 (2.0)
2000-01	Charlie Bell, g	52 (1.6)	2017-18	Cassius Winston, g	75 (2.1)
2001-02	Chris Hill, g	66 (2.1)	2018-19	Cassius Winston, g	84 (2.2)

\*3-Point shot used in Big Ten and NIT games only.

INDIVIDUAL

Career

3-POINT FG	NO.	YEARS
1. Shawn Respert	331	1990-95
2. Chris Hill	306	2001-05
3. Drew Neitzel	273	2004-08
4. Denzel Valentine	265	2012-16
5. Kirk Manns	212	1986-90
6. Travis Trice	202	2011-15
7. Maurice Ager	202	2002-06
8. Cassius Winston	186	2016-present
9. Bryn Forbes	182	2014-16
10. Durrell Summers	161	2007-11

3-POINT FG ATT.	NO.	YEARS
1. Chris Hill	735	2001-05
2. Shawn Respert	728	1990-95
3. Drew Neitzel	684	2004-08
4. Denzel Valentine	650	2012-16
5. Maurice Ager	532	2002-06
6. Travis Trice	512	2011-15
7. Mateen Cleaves	457	1996-2000
8. Kirk Manns	446	1986-90
9. Cassius Winston	433	2016-present
10. Durrell Summers	433	2007-11

3-PT. FG PCT.*	PCT.	YEARS
1. Kirk Manns	.475	1986-90
(212-446)		
2. Bryn Forbes	.458	2012-16
(182-397)		
3. Shawn Respert	.455	1990-95
(331-728)		
4. Ray Weathers	.446	1994-97
(99-222)		
5. A.J. Granger	.440	1996-2000
(77-175)		
6. Todd Wolfe	.438	1986-90
(53-121)		
7. Cassius Winston	.430	2016-present
(186-433)		
8. Steve Smith	.416	1987-91
(147-353)		
9. Chris Hill	.416	2001-05
(306-735)		
10. Eron Harris	.411	2015-17
(86-209)		

\* Minimum 100 attempts



Cassius Winston is among MSU's all-time leaders in 3-point field goals made, attempted and shooting percentage.



## 3-POINT RECORDS

## Season

3-POINT FG	NO.	YEAR
1. Shawn Respert	119	1994-95
2. Drew Neitzel	114	2006-07
3. Bryn Forbes	112	2015-16
4. Denzel Valentine	104	2015-16
5. Denzel Valentine	102	2014-15
6. Drew Neitzel	97	2007-08
7. Chris Hill	95	2002-03
8. Shawn Respert	92	1993-94
9. Travis Trice	90	2014-15
10. Morris Peterson	85	1999-2000

## By Class:

Freshman: Chris Hill - 66 (2001-02)  
 Soph.: Chris Hill - 95 (2002-03)  
 Junior: Drew Neitzel - 114 (2006-07)  
 Senior: Shawn Respert - 119 (1994-95)

3-POINT FG ATT.	NO.	YEAR
1. Drew Neitzel	277	2006-07
2. Shawn Respert	251	1994-95
3. Denzel Valentine	245	2014-15
4. Travis Trice	244	2014-15
Drew Neitzel	244	2007-08
6. Denzel Valentine	234	2015-16
Chris Hill	234	2002-03
8. Bryn Forbes	233	2015-16
9. Gary Harris	230	2013-14
10. Maurice Ager	221	2005-06

## By Class:

Freshman: Gary Harris - 158 (2012-13)  
 Soph.: Chris Hill - 234 (2002-03)  
 Junior: Drew Neitzel - 277 (2006-07)  
 Senior: Shawn Respert - 251 (1994-95)

3-PT. FG PCT.	PCT.	YEAR
1. Kirk Manns	.507	1988-89
(69-136)		
2. Todd Wolfe	.500	1988-89
(26-52)		
Scott Skiles	.500	1982-83
(25-50)		
4. Cassius Winston	.497	2017-18
(75-151)		
5. Kenny Kaminski	.494	2013-14
(38-77)		
6. Kelvin Torbert	.484	2003-04
(31-64)		
7. Kirk Manns	.482	1987-88
(27-56)		
8. Bryn Forbes	.481	2015-16
(112-233)		
9. Shawn Respert	.474	1994-95
(119-251)		
10. Kirk Manns	.461	1986-87
(35-76)		

\* Minimum 50 attempts

## By Class:

Freshman: Scott Skiles - .500 (1982-83)  
 Soph.: Cassius Winston - .497 (2017-18)  
 Junior: Kirk Manns - .507 (1988-89)  
 Senior: Bryn Forbes - .481 (2015-16)

## Game

3-POINT FG	NO.	DATE (OPP.)
1. Bryn Forbes	11	3/2/2016 (Rutgers)
2. Chris Hill	10	2/23/2003 (Syr.)
3. Shawn Respert	9	1/11/1995 (Ind.)
4. Bryn Forbes	8	2/6/2016 (Mich.)
Shawn Respert	8	3/11/1995 (Wis.)
Shawn Respert	8	2/15/1995 (Illinois)
Shawn Respert	8	12/29/1994 (Ball St.)
Shawn Respert	8	2/23/1994 (Minn.)
Kirk Manns	8	2/12/1990 (Iowa)
Kirk Manns	8	1/25/1989 (Purdue)

3-PT. FG ATT.	NO.	DATE (OPP.)
1. Chris Hill	18	2/23/2003 (Syr.)
2. Drew Neitzel	17	3/17/2007 (UNC)
Maurice Ager	17	11/22/2005 (Gonz.)
Shawn Respert	17	3/17/95 (Weber St.)
Shawn Respert	17	3/11/1995 (Wis.)
6. Bryn Forbes	16	3/2/2016 (Rut.)
7. Shawn Respert	15	3/8/1995 (Iowa)
8. Matt McQuaid	13	3/17/19 (Mich.)
Gary Harris	13	2/23/2014 (Mich.)
Marcus Taylor	13	3/15/2002 (NCSU)
Shawn Respert	13	1/11/1995 (Ind.)
Steve Smith	13	3/3/1991 (Ohio St.)
Kirk Manns	13	2/12/1990 (Iowa)
Kirk Manns	13	1/13/1990 (Iowa)

3-PT. FG PCT.	PCT.	DATE (OPP.)
1. Travis Trice	.875	1/8/2015 (Iowa)
(7-8)		
Drew Neitzel	.875	11/21/2006 (Vt.)
(7-8)		
3. Bryn Forbes	.800	2/6/2016 (Mich.)
(8-10)		
4. Kirk Manns	.800	1/25/1989 (Pur.)
(8-10)		
5. Bryn Forbes	.778	12/22/2015 (Oak.)
(7-9)		
6. Denzel Valentine	.750	1/20/2016 (Neb.)
(6-8)		
Bryn Forbes	.750	1/10/2016 (PSU)
(6-8)		
Gary Harris	.750	1/5/2013 (Pur.)
(6-8)		
Ray Weathers	.750	12/21/1995 (ETSU)
(6-8)		
10. Bryn Forbes	.700	2/23/2016 (OSU)
(7-10)		

\* Minimum 8 attempts

## TEAM

## Season

3-POINT FG	NO.	GAMES
1. 2015-16	321	35 games
2. 2018-19	319	39 games
3. 2013-14	307	38 games
4. 2014-15	294	39 games
5. 2017-18	290	35 games

3-POINT FG ATT.	NO.	GAMES
1. 2018-19	844	39 games
2. 2013-14	783	38 games
3. 2014-15	763	39 games
4. 2015-16	739	35 games
5. 2016-17	732	35 games

3-POINT FG PCT.	NO.	GAMES
1. 2015-16	.434	35 games
2. 1989-90	.431	34 games
3. 1987-88	.421	28 games
4. 1988-89	.419	33 games
5. 1986-87	.416	28 games

## Game

3-PT FG	OPPONENT	DATE
1. 17	Rutgers	1/31/2016
17	Purdue	2/20/2014
3. 16	Maryland	1/4/2018
16	Miss. Valley St.	11/18/2016
16	Rutgers	3/2/2016
16	Northwestern	1/28/2016
16	Michigan	3/4/2000

3-PT FG ATT.	OPPONENT	DATE
1. 37	Syracuse	3/18/2018
2. 35	Va. Tech	11/22/2013
3. 34	Gonzaga	11/22/2005
4. 33	Tennessee Tech	11/18/2018
5. 32	LSU	3/29/2019
32	Rutgers	1/31/2016
32	Minnesota	2/26/2015
32	Purdue	2/20/2014
32	Michigan	3/4/2000

## Big Ten Game

3-PT FG	OPPONENT	DATE
1. 17	Rutgers	1/31/2016
17	Purdue	2/20/2014
3. 16	Maryland	1/4/2018
16	Rutgers	3/2/2016
16	Northwestern	1/28/2016
16	Michigan	3/4/2000

3-PT FG ATT.	OPPONENT	DATE
1. 32	Rutgers	1/31/2016
32	Minnesota	2/26/2015
32	Purdue	2/20/2014
32	Michigan	3/4/2000
5. 31	Rutgers	3/2/2016



## ASSIST/STEAL/BLOCK RECORDS

### INDIVIDUAL

#### Career

ASSISTS	NO.	YEARS
1. Mateen Cleaves	816	1996-2000
2. Cassius Winston	714	2016-
3. Scott Skiles	645	1982-86
2. Denzel Valentine	639	2012-16
4. Eric Snow	599	1991-95
5. Drew Neitzel	582	2004-08
6. Mark Montgomery	561	1988-92
7. Kalin Lucas	558	2007-11
8. Travis Walton	555	2005-09
9. Earvin Johnson	491	1977-79

STEALS	NO.	YEARS
1. Mateen Cleaves	195	1996-2000
2. Draymond Green	180	2008-12
3. Scott Skiles	175	1982-86
4. Mark Montgomery	168	1988-92
5. Travis Walton	167	2005-09
6. Branden Dawson	163	2011-15
7. Chris Hill	162	2001-05
8. Sam Vincent	159	1981-85
9. Keith Appling	151	2010-14
10. Ken Redfield	150	1986-90

BLOCKED SHOTS	NO.	YEARS
1. Matt Costello	146	2012-16
2. Nick Ward	143	2016-19
3. Branden Dawson	142	2011-15
4. Adreian Payne	141	2010-14
5. Drew Naimick	134	2004-08
6. Draymond Green	117	2008-12
7. Jaren Jackson Jr.	106	2017-18
Delvon Roe	106	2008-11
9. Kenny Goins	104	2015-19
10. Matt Steigenga	97	1988-92

#### Season

ASSISTS	NO.	YEAR
1. Cassius Winston (7.5 per game)	291	2018-19
2. Mateen Cleaves (7.2 per game)	274	1998-99
3. Earvin Johnson (8.4 per game)	269	1978-79
4. Cassius Winston (6.9 per game)	241	2017-18
Denzel Valentine (7.8 per game)	241	2015-16
6. Earvin Johnson (7.4 per game)	222	1977-78
7. Mateen Cleaves (7.2 per game)	217	1997-98
Eric Snow (7.8 per game)	217	1994-95
9. Eric Snow (6.7 per game)	213	1993-94
10. Scott Skiles (6.5 per game)	203	1985-86

#### By Class:

Fresh.: Earvin Johnson - 222 (1977-78)  
 Soph.: Earvin Johnson - 269 (1978-79)  
 Junior: Cassius Winston - 291 (2018-19)  
 Senior: Eric Snow - 241 (2015-16)

### YEAR-BY-YEAR ASSIST LEADERS

Based on total assists (since 1975-76)

Year	Name	Ast. (avg.)	Year	Name	Ast. (avg.)
1975-76	Benny White, g	108 (3.9)	1997-98	Mateen Cleaves, g	217 (7.2)
1976-77	Edgar Wilson, f/g	93 (3.4)	1998-99	Mateen Cleaves, g	274 (7.2)
	Terry Donnelly, g	93 (3.4)	1999-2000	Mateen Cleaves, g	179 (6.9)
1977-78	Earvin Johnson, g/f	222 (7.4)	2000-01	Charlie Bell, g	169 (5.1)
1978-79	Earvin Johnson, g/f	269 (8.4)	2001-02	Marcus Taylor, g	153 (5.3)
1979-80	Mike Brkovich, g/f	96 (3.6)	2002-03	Chris Hill, g	128 (3.7)
1980-81	Kevin Smith, g	130 (4.8)	2003-04	Chris Hill, g	128 (3.7)
1981-82	Kevin Smith, g	126 (4.5)	2004-05	Chris Hill, g	141 (4.3)
1982-83	Scott Skiles, g	146 (4.2)	2005-06	Drew Neitzel, g	189 (5.6)
1983-84	Scott Skiles, g	128 (4.6)	2006-07	Travis Walton, g	191 (5.5)
1984-85	Scott Skiles, g	168 (5.8)	2007-08	Travis Walton, g	156 (4.3)
1985-86	Scott Skiles, g	203 (6.5)	2008-09	Kalin Lucas, g	176 (4.6)
1986-87	Darryl Johnson, g	112 (4.0)	2009-10	Kalin Lucas, g	131 (4.0)
1987-88	Ed Wright, g	91 (3.3)	2010-11	Draymond Green, f	141 (4.1)
1988-89	Ken Redfield, f	131 (4.0)	2011-12	Keith Appling, g	144 (3.9)
1989-90	Steve Smith, g	150 (4.8)	2012-13	Keith Appling, g	120 (3.3)
1990-91	Mark Montgomery, g	160 (5.8)	2013-14	Keith Appling, g	156 (4.5)
1991-92	Mark Montgomery, g	190 (6.3)	2014-15	Travis Trice, g	197 (5.1)
1992-93	Eric Snow, g	145 (5.2)	2015-16	Denzel Valentine, g	241 (7.8)
1993-94	Eric Snow, g	213 (6.7)	2016-17	Cassius Winston, g	182 (5.2)
1994-95	Eric Snow, g	217 (7.8)	2017-18	Cassius Winston, g	241 (6.9)
1995-96	Thomas Kelley, g	114 (3.6)	2018-19	Cassius Winston, g	291 (7.5)
1996-97	Mateen Cleaves, g	146 (5.0)			

STEALS	NO.	YEAR
1. Earvin Johnson	75	1978-79
2. Mateen Cleaves	73	1997-98
3. Earvin Johnson	71	1977-78
4. Mateen Cleaves	69	1998-99
5. Gary Harris	63	2013-14
6. Draymond Green	60	2010-11
Darryl Johnson	60	1986-87
8. Branden Dawson	57	2012-13
Eric Snow	57	1993-94
10. Travis Walton	56	2008-09
Antonio Smith	56	1998-99

#### By Class:

Fresh.: Earvin Johnson - 68 (1977-78)  
 Soph.: Earvin Johnson - 75 (1978-79)  
 Junior: Mateen Cleaves - 69 (1998-99)  
 Senior: Darryl Johnson - 60 (1986-87)

BLOCKED SHOTS	NO.	YEAR
1. Jaren Jackson Jr.	106	2017-18
2. Ken Johnson	72	1984-85
3. Xavier Tillman	65	2018-19
4. Devonta Davis	64	2015-16
5. Drew Naimick	60	2007-08
6. Branden Dawson	58	2014-15
7. Drew Naimick	55	2006-07
8. Nick Ward	54	2016-17
9. Ron Charles	51	1979-80
10. Kenny Goins	50	2018-19
DuJuan Wiley	50	1997-98

#### By Class:

Freshman: Jaren Jackson Jr. - 106 (2017-18)  
 Soph.: Xavier Tillman - 65 (2018-19)  
 Junior: Drew Naimick - 55 (2006-07)  
 Senior: Ken Johnson - 72 (1984-85)

### Game

ASSISTS	NO.	DATE (OPP.)
1. Mateen Cleaves	20	3/4/2000 (Mich.)
2. Gary Ganakas	17	12/29/1972 (Roch.)
3. Earvin Johnson	14	1/4/1979 (Wis.)
Earvin Johnson	14	12/13/1978 (WMU)
Earvin Johnson	14	3/16/1978 (W. Ky.)
6. Cassius Winston	13	12/31/2017 (SSU)
Denzel Valentine	13	3/5/2016 (OSU)
Denzel Valentine	13	2/14/2016 (Indiana)
Mateen Cleaves	13	1/24/1999 (Ind.)
Mateen Cleaves	13	1/28/1998 (Ind.)
Eric Snow	13	2/11/1995 (Penn St.)
Earvin Johnson	13	3/18/1979 (ND)
Earvin Johnson	13	12/21/1977 (Detroit)



Mateen Cleaves is MSU's all-time assist leader with 816 helpers.





## ASSIST/STEAL/BLOCK RECORDS

## YEAR-BY-YEAR STEAL LEADERS

Based on total steals (since 1977-78)

Year	Name	Stl. (avg.)	Year	Name	Stl. (avg.)
1977-78	Earvin Johnson, g	71 (2.3)	1998-99	Mateen Cleaves, g	69 (1.8)
1978-79	Earvin Johnson, g	75 (2.3)	1999-2000	Charlie Bell, g	47 (1.2)
1979-80	Kevin Smith, g	46 (1.7)	2000-01	Jason Richardson, g	38 (1.2)
1980-81	Kevin Smith, g	38 (1.4)	2001-02	Marcus Taylor, g	31 (1.1)
1981-82	Sam Vincent, g	41 (1.5)	2002-03	Chris Hill, g	51 (1.5)
1982-83	Sam Vincent, g	44 (1.5)	2003-04	Chris Hill, g	46 (1.5)
1983-84	Scott Skiles, g	40 (1.4)	2004-05	Chris Hill, g	44 (1.3)
1984-85	Scott Skiles, g	48 (1.7)	2005-06	Shannon Brown, g	50 (1.5)
1985-86	Scott Skiles, g	54 (1.7)	2006-07	Travis Walton, g	42 (1.2)
1986-87	Darryl Johnson, g	60 (2.1)	2007-08	Goran Suton, c	38 (1.1)
1987-88	Ken Redfield, f	50 (1.8)	2008-09	Travis Walton, g	56 (1.5)
1988-89	Ken Redfield, f	46 (1.4)	2009-10	Draymond Green, f	45 (1.2)
1989-90	Ken Redfield, f	44 (1.3)	2010-11	Draymond Green, f	60 (1.8)
1990-91	Mark Montgomery, g	52 (1.8)	2011-12	Draymond Green, f	54 (1.5)
1991-92	Mark Montgomery, g	48 (1.6)	2012-13	Branden Dawson, f	57 (1.6)
1992-93	Eric Snow, g	27 (1.0)	2013-14	Gary Harris, g	63 (1.8)
1993-94	Eric Snow, g	57 (1.8)	2014-15	Branden Dawson, f	42 (1.2)
1994-95	Eric Snow, g	52 (1.9)	2015-16	Denzel Valentine, g	32 (1.0)
1995-96	Quinton Brooks, f	30 (1.0)	2016-17	Cassius Winston, g	26 (0.7)
1996-97	Antonio Smith, f	29 (1.0)	2017-18	Cassius Winston, g	23 (0.7)
1997-98	Mateen Cleaves, g	73 (2.4)	2018-19	Cassius Winston, g	40 (1.0)

## YEAR-BY-YEAR BLOCK LEADERS

Based on total blocks (since 1979-80)

Year	Name	Blk. (avg.)	Year	Name	Blk. (avg.)
1979-80	Ron Charles, f/c	51 (1.9)	1999-2000	A.J. Granger, f	21 (0.5)
1980-81	Ben Tower, f	16 (0.6)	2000-01	Jason Richardson, g	28 (0.8)
1981-82	Richard Mudd, f/c	15 (0.6)	2001-02	Aloysius Anagnonye, f	31 (1.0)
1982-83	Kevin Willis, c	35 (1.3)	2002-03	Aloysius Anagnonye, f	20 (0.6)
1983-84	Ken Johnson, f	24 (1.3)		Adam Ballinger, f	20 (0.6)
	Kevin Willis, c	24 (0.9)		Erazem Lorbek, f	20 (0.6)
1984-85	Ken Johnson, c	72 (2.6)	2003-04	Paul Davis, c	19 (0.6)
1985-86	Barry Fordham, c	20 (0.6)	2004-05	Paul Davis, c	20 (0.6)
1986-87	George Papadakos, c	12 (0.4)	2005-06	Paul Davis, c	29 (0.9)
1987-88	George Papadakos, c	35 (1.4)	2006-07	Drew Naymick, c	55 (1.6)
1988-89	Steve Smith, g	12 (0.4)	2007-08	Drew Naymick, c	60 (1.7)
	Matt Steigenga, f	12 (0.4)	2008-09	Delvon Roe, f	29 (0.8)
1989-90	Matt Steigenga, f	30 (0.9)	2009-10	Delvon Roe, f	35 (0.9)
1990-91	Matt Steigenga, f	32 (1.1)	2010-11	Delvon Roe, f	42 (1.2)
1991-92	Matt Steigenga, f	23 (0.9)	2011-12	Adreian Payne, f	39 (1.1)
1992-93	Mike Pelpowski, c	24 (0.9)	2012-13	Adreian Payne, f	46 (1.3)
1993-94	Anthony Miller, c	29 (0.9)	2013-14	Matt Costello, f	43 (1.3)
1994-95	Quinton Brooks, f	16 (0.6)	2014-15	Branden Dawson, f	58 (1.7)
1995-96	Quinton Brooks, f	18 (0.6)	2015-16	Deyonta Davis, f	64 (1.8)
1996-97	DuJuan Wiley, c	19 (0.8)	2016-17	Nick Ward, f	54 (1.5)
1997-98	DuJuan Wiley, c	50 (1.7)	2017-18	Jaren Jackson Jr., f	106 (3.0)
1998-99	Andre Hutson, f	22 (0.6)	2018-19	Xavier Tillman, f	65 (1.7)
	Morris Peterson, f	22 (0.6)			

## STEALS

NO.	DATE (OPP.)
1.	Mateen Cleaves 9 2/14/1998 (Minn.)
2.	Darryl Johnson 8 1/10/1987 (Ohio St.)
3.	Greg Kelsner 8 2/2/1976 (N'western)
4.	Jason Richardson 7 2/18/2001 (Purdue)
	Greg Kelsner 7 2/4/1978 (Indiana)
	Earvin Johnson 7 2/2/1978 (Mich.)
7.	Eleven occasions with six steals

## BLOCKED SHOTS NO.

NO.	DATE (OPP.)
1.	Kenny Goins 8 2/2/2019 (Indiana)
	Jaren Jackson Jr. 8 12/5/2017 (Rutgers)
	Ken Johnson 8 12/29/1984 (SDSU)
4.	Deyonta Davis 6 1/28/2016 (N'western)
	Matt Costello 6 1/18/2014 (Illinois)

Draymond Green	6 12/22/2012 (Lehigh)
Drew Naymick	6 2/9/2008 (N'western)
Ken Johnson	6 1/10/1985 (Purdue)
9.	Xavier Tillman 5 3/9/2019 (Mich.)
	Xavier Tillman 5 1/21/19 (Maryland)
	Deyonta Davis 5 11/23/2015 (EMU)
	Deyonta Davis 5 11/13/2015 (FAU)
	Branden Dawson 5 2/14/2015 (Ohio St.)
	Adreian Payne 5 3/23/2013 (Memphis)
	Delvon Roe 5 1/15/2011 (N'western)
	Keith Appling 5 1/3/2011 (N'western)
	Delvon Roe 5 12/4/2009 (Wofford)
	Matt Steigenga 5 2/3/1990 (Purdue)
	Barry Fordham 5 2/15/1986 (Minn.)

## TEAM

## Season

ASSISTS	NO.	GAMES
1.	2015-16	719 35 games
2.	2018-19	715 39 games
3.	2017-18	670 35 games
4.	2014-15	646 39 games
5.	2013-14	637 38 games

STEALS	NO.	GAMES
1.	1998-99	298 38 games
2.	2012-13	289 36 games
3.	2011-12	265 37 games
4.	2013-14	259 38 games
5.	2004-05	258 33 games

BLOCKED SHOTS NO.	GAMES
1.	2017-18 251 35 games
2.	2018-19 205 39 games
3.	2015-16 177 35 games
4.	2014-15 176 39 games
5.	2013-14 174 38 games

## Game

ASSISTS	OPPONENT	DATE
1.	36 Michigan	3/4/2000
2.	35 Savannah State	12/31/2017
	35 Neb. Omaha	12/4/2011
	35 Alcorn State	12/13/2008
5.	33 FGCU	11/11/2018
	33 Miss. Valley St.	11/18/2016

STEALS	OPPONENT	DATE
1.	18 Portland St.	12/10/1979
2.	17	Five occasions

BLOCKS	OPPONENT	DATE
1.	16 Houston Baptist	12/18/2017
2.	14 Indiana	2/2/2019
3.	13 Indiana	2/3/2018
	13 Rutgers	12/5/2017
	13 San Jose St.	12/19/2007

## Big Ten Game

ASSISTS	OPPONENT	DATE
1.	36 Michigan	3/4/2000
2.	30 Penn State	2/28/2008
	30 Iowa	2/17/1975
4.	29 Wisconsin	1/25/1975
	29 Ohio State	3/5/2016

STEALS	OPPONENT	DATE
1.	17 Michigan	2/17/1979
2.	16 Wisconsin	3/7/2013
	16 Iowa	1/10/2012
	16 Northwestern	2/25/1999
5.	15 Michigan	3/7/2010
	15 Indiana	2/4/1978

BLOCKS	OPPONENT	DATE
1.	14 Indiana	2/2/2019
2.	13 Indiana	2/3/2018
	13 Rutgers	12/5/2017
4.	12 Nebraska	2/16/2013
	12 Northwestern	1/3/2011



## MISCELLANEOUS RECORDS

### INDIVIDUAL

#### Career

GAMES PLAYED	NO.	YEARS
1. Draymond Green	145	2008-12
Durrell Summers	145	2007-11
3. Denzel Valentine	144	2012-16
4. Travis Walton	143	2005-09
5. Keith Appling	142	2010-14
6. Kalin Lucas	141	2007-11
7. Matt McQuaid	140	2015-19
Charlie Bell	140	1997-2001
9. Derrick Nix	139	2009-13
10 Matt Costello	138	2012-16
Adreian Payne	138	2010-14
Marquise Gray	138	2005-09
Drew Neitzel	138	2004-08
Andre Hutson	138	1997-2001

GAMES STARTED	NO.	YEARS
1. Charlie Bell	136	1997-2001
2. Andre Hutson	129	1997-2001
3. Keith Appling	123	2010-14
Matt Steigenaga	123	1988-92
5. Branden Dawson	121	2011-15
6. Raymar Morgan	120	2006-10
7. Kalin Lucas	119	2007-11
8. Shawn Respert	118	1990-95
9. Denzel Valentine	117	2012-16
Drew Neitzel	117	2004-08
Steve Smith	117	1987-91

#### TEAM

##### Season

WINS	NO.	GAMES
1. 1998-99	33	38 games
2. 2018-19	32	39 games
1999-2000	32	39 games
4. 2008-09	31	38 games
5. 2017-18	30	35 games

##### Game

VICTORY MARGIN	POINTS	DATE
1. vs. Alma	99 (102-3)	2/1/1902
2. vs. Battle Creek YMCA	90 (94-4)	2/25/1905
3. vs. Bay City YMCA	72 (84-12)	2/7/1910
4. vs. DePaul	69 (76-7)	1/13/1909
5. vs. Tenn. Tech	68 (101-33)	11/8/2018
vs. Morehead St.	68 (121-53)	12/1/1992

DEFEAT MARGIN	POINTS	DATE
1. vs. Indiana	52 (55-107)	1/4/1975
2. at Kentucky	50 (86-36)	1/27/1947
3. at Ohio State	44 (87-43)	2/11/1950
4. at Iowa	43 (111-68)	1/16/1965
5. at Detroit A.C.	42 (54-12)	2/10/1911

COMBINED PTS	POINTS	DATE
1. vs. Oklahoma	218 (118-100)	12/21/1963
2. vs. Gonzaga	215 (106-109)	11/22/2005
3. vs. Ball State	212 (117-95)	12/29/1994
4. at Illinois	210 (121-89)	3/9/1965
vs. Indiana	210 (107-103)	1/11/1964

### TRIPLE DOUBLES

#### Earvin Johnson - 8

OPPONENT	PTS.	REB.	AST.
Pennsylvania, 3/24/1979	29	10	10
Lamar, 3/11/1979	13	17	10
Illinois, 2/24/1979	21	11	11
Kansas, 2/4/1979	12	10	11
Northwestern, 1/27/1979	26	10	10
Wisconsin, 1/4/1979	21	13	14
Oregon State, 12/29/1978	10	10	10
Detroit, 12/21/1977	11	10	13

#### Draymond Green - 3

OPPONENT	PTS.	REB.	AST.
Long Island, 3/16/2012	24	12	10
UCLA, 3/17/2011	23	11	10
Penn State, 2/10/2011	15	14	10

#### Denzel Valentine - 2

OPPONENT	PTS.	REB.	AST.
Boston College, 11/26/2015	29	11	10
Kansas, 11/17/2015	29	12	12

#### Charlie Bell - 1

OPPONENT	PTS.	REB.	AST.
Oakland, 11/19/2000	13	11	10



Draymond Green joins Earvin "Magic" Johnson and Cincinnati's Oscar Robertson as the only players in history with more than one triple-double in the NCAA Tournament.

TEAM FOULS	FOULS	DATE
1. at Northwestern	41	2/2/1952
2. at Missouri	39	12/22/1983
at Wisconsin	39	1/29/1977
4. at Minnesota	35	1/12/1952
5. vs. Central Mich.	34	11/29/1980

#### Big Ten Game

VICTORY MARGIN	POINTS	DATE
1. vs. Michigan	51 (114-63)	3/4/2000
2. vs. Penn State	37 (86-49)	2/2/2008
vs. Northwestern	37 (93-56)	1/18/1995
4. vs. Minnesota	36 (79-43)	3/2/2000
at Northwestern	36 (82-46)	2/27/1986

DEFEAT MARGIN	POINTS	DATE
1. vs. Indiana	52 (55-107)	1/4/1975
2. at Iowa	43 (68-111)	1/16/1965
3. at Iowa	36 (47-83)	2/21/1996
4. at Illinois	32 (89-121)	3/9/1965
at Ohio State	32 (79-111)	1/30/1960

COMBINED SCORE	POINTS	DATE
1. at Illinois	210 (121-89)	3/9/1965
vs. Indiana	210 (107-103)	1/11/1964
3. vs. Illinois	207 (94-113)	2/20/1965
at Indiana	207 (94-113)	2/23/1963
5. vs. Indiana	206 (94-112)	2/8/1965

TEAM FOULS	FOULS	DATE
1. at Northwestern	41	2/2/1952
2. at Wisconsin	39	1/29/1977
3. at Minnesota	35	1/12/1952
4. Four occasions with 33 fouls		

#### Games at Breslin Ctr.

VICTORY MARGIN	POINTS	DATE
1. vs. Tenn. Tech	68 (101-33)	11/18/2018
2. vs. Morehead St.	68 (121-53)	12/1/1992
3. vs. Alcorn State	58 (118-60)	12/13/2008
vs. Green Bay	58 (104-46)	11/23/2004
5. vs. Savannah St.	56 (108-52)	12/31/2017
6. vs. Nicholls State	54 (92-38)	12/9/2001
7. vs. New Orleans	53 (101-48)	12/28/2013
8. vs. Michigan	51 (114-63)	3/4/2000
9. vs. Cleveland St.	50 (111-61)	12/29/2017
vs. Nicholls State	50 (102-52)	11/27/2004



## FRESHMAN RECORDS

## Season

**POINTS**

	NO.	YEAR
1. Earvin Johnson	511	1977-78
2. Nick Ward	485	2016-17
3. Shawn Respert	474	1991-92
4. Miles Bridges	473	2016-17
5. Gary Harris	439	2012-13

**SCORING AVG.**

	AVG.	YEAR
1. Earvin Johnson	17.0	1977-78
2. Miles Bridges	16.9	2016-17
3. Shawn Respert	15.8	1991-92
4. Nick Ward	13.9	2016-17
5. Gary Harris	12.9	2012-13

**FIELD GOALS**

	NO.	YEAR
1. Nick Ward	181	2016-17
2. Miles Bridges	177	2016-17
3. Earvin Johnson	175	1977-78
4. Shawn Respert	173	1991-92
5. Gary Harris	150	2012-13

**FIELD-GOAL ATT.**

	NO.	YEAR
1. Earvin Johnson	382	1977-78
2. Miles Bridges	364	2016-17
3. Shawn Respert	344	1991-92
4. Gary Harris	329	2012-13
5. Kalin Lucas	320	2007-08

**FIELD-GOAL PCT. \* PCT.**

	YEAR
1. Andre Hutson	1997-98
2. Deyonta Davis	2015-16
3. Nick Ward	2016-17
4. Zach Randolph	2000-01
Ben Tower	1980-81

\* Minimum 100 attempts

**3-POINT FG**

	NO.	YEAR
1. Chris Hill	66	2001-02
2. Gary Harris	65	2012-13
3. Shawn Respert	60	1991-92
4. Miles Bridges	56	2016-17
5. Keith Appling	39	2010-11

**3-POINT FG ATT.**

	NO.	YEAR
1. Gary Harris	158	2012-13
2. Chris Hill	148	2001-02
3. Miles Bridges	144	2016-17
4. Shawn Respert	132	1991-92
5. Chris Allen	100	2007-08

**3-PT. FG PCT.\* PCT.**

	YEAR
1. Scott Skiles	1982-83
2. Kenny Kaminski	2013-14
3. Kirk Manns	1986-87
4. Shawn Respert	1991-92
5. Chris Hill	2001-02

\* Minimum 50 attempts

**FREE THROWS**

	NO.	YEAR
1. Earvin Johnson	161	1977-78
2. Nick Ward	123	2016-17
3. Jaren Jackson Jr.	106	2017-18
4. Paul Davis	97	2002-03
5. Raymar Morgan	80	2006-07
Zach Randolph	80	2000-01

**FREE-THROW ATT.**

	NO.	YEAR
1. Earvin Johnson	205	1977-78
2. Nick Ward	200	2016-17
3. Paul Davis	147	2002-03
4. Jaren Jackson Jr.	133	2017-18
5. Zach Randolph	126	2000-01

**FREE-THROW PCT. PCT.**

	YEAR
1. Shawn Respert	1991-92
2. Scott Skiles	1982-83
3. Shannon Brown	2003-04
4. Kelvin Torbert	2001-02
5. Jaren Jackson Jr.	2017-18

\* Minimum 50 attempts

**REBOUNDS**

	NO.	YEAR
1. Greg Kelsner	260	1975-76
2. Earvin Johnson	237	1977-78
3. Miles Bridges	232	2016-17
4. Nick Ward	227	2016-17
5. Zach Randolph	221	2000-01

**REBOUND AVG. AVG.**

	YEAR
1. Greg Kelsner	1975-76
2. Miles Bridges	2016-17
3. Earvin Johnson	1977-78
4. Zach Randolph	2000-01
5. Nick Ward	2016-17

**ASSISTS**

	NO.	YEAR
1. Earvin Johnson	222	1977-78
2. Cassius Winston	182	2016-17
3. Maleen Cleaves	146	1996-97
Scott Skiles	146	1982-83
5. Kalin Lucas	137	2007-08

**STEALS**

	NO.	YEAR
1. Earvin Johnson	68	1977-78
2. Gary Harris	45	2012-13
3. Mark Montgomery	43	1988-89
4. Sam Vincent	41	1981-82
5. Travis Walton	36	2005-06

**BLOCKED SHOTS**

	NO.	YEAR
1. Jaren Jackson Jr.	106	2017-18
2. Deyonta Davis	64	2015-16
3. Nick Ward	54	2016-17
4. Miles Bridges	43	2016-17
5. Delvon Roe	29	2008-09

**MINUTES PLAYED**

	NO.	YEAR
1. Scott Skiles	1,023	1982-83
2. Gary Harris	1,010	2012-13
Earvin Johnson	1,010	1977-78
4. Sam Vincent	965	1981-82
5. Shawn Respert	952	1991-92

**GAMES PLAYED**

	NO.	YEAR
1. Aaron Henry	39	2018-19
Marvin Clark Jr.	39	2014-15
Lourawls Nairn Jr.	39	2014-15
3. Delvon Roe	38	2008-09
Korie Lucious	38	2008-09
5. Gavin Schilling	37	2013-14
Draymond Green	37	2008-09
Jason Richardson	37	1999-2000
Adam Ballinger	37	1999-2000

## TOP DEBUTS

**POINTS**

	NO.	DATE
1. Jay Vincent	25	11/28/1977
2. Miles Bridges	21	11/11/2016
3. Marcus Taylor	16	11/19/2000
4. Charlie Bell	15	11/17/1997
Matt Steigenga	15	11/28/1988
6. Keith Appling	14	11/12/2010
7. Jaren Jackson Jr.	13	11/10/2017
Deyonta Davis	13	11/13/2015
Chris Allen	13	11/13/2007
Darryl Johnson	13	11/25/1983
Sam Vincent	13	11/27/1981

**REBOUNDS**

	NO.	DATE
1. Derrick Nix	14	11/13/2009
2. Jaren Jackson Jr.	13	11/10/2017
3. Deyonta Davis	11	11/13/2015
4. Matt Steigenga	10	11/28/1988
Ben Tower	10	11/28/1980
6. Earvin Johnson	9	11/28/1977
7. Denzel Valentine	8	11/9/2012
8. Miles Bridges	7	11/11/2016
Branden Dawson	7	11/11/2011
Adreian Payne	7	11/12/2010
Charlie Bell	7	11/17/1997

**ASSISTS**

	NO.	DATE
1. Maleen Cleaves	8	11/25/1996
Randy Morrison	8	11/28/1980
Earvin Johnson	8	11/28/1977
4. David Hart	7	12/1/1992
5. Kalin Lucas	6	11/13/2007
6. Marcus Taylor	5	11/19/2000
Terry Donnelly	5	11/29/1976
8. Lourawls Nairn Jr.	4	11/14/2014
Korie Lucious	4	11/16/2008
Drew Neitzel	4	11/19/2004
Steve Smith	4	11/27/1987
Mark Brown	4	11/23/1985



## OPPONENT RECORDS

### INDIVIDUAL

	RECORD	PLAYER	MSU-OPP	LOCATION	DATE
Points	56	Jimmy Rayl (Indiana)	94-113	Bloomington, Ind.	2/23/1963
	52	Terry Dischinger (Purdue)	74-85	West Lafayette, Ind.	2/25/1961
	48	Jerry Lucas (Ohio State)	68-83	East Lansing	2/11/1961
	48	Gary Bradds (Ohio State)	102-99	East Lansing	1/27/1964
Field Goals	23	Jimmy Rayl (Indiana)	94-113	Bloomington, Ind.	2/23/1963
Field-Goal Att.	48	Jimmy Rayl (Indiana)	94-113	Bloomington, Ind.	2/23/1963
Field-Goal Pct.	1.000 (11-11)	Derek Harper (Illinois)	61-69	Champaign, Ill.	2/19/1983
Free Throws	18	Gary Bradds (Ohio State)	102-99	East Lansing	1/27/1964
Free-Throw Att.	20	Gary Bradds (Ohio State)	102-99	East Lansing	1/27/1964
Free-Throw Pct.	1.000 (14-14)	Robin Freeman (Ohio State)	94-91	East Lansing	1/28/1956
		<i>[Five occasions of 13-13 shooting, three of 12-12, three of 11-11 and five of 10-10]</i>			
3-Point FG	8	Barry Bearden (Ala.-Birmingham)	76-78 OT	New York, N.Y.	3/29/1989
3-Point FG Att.	17	Brandon Cassise (Oakland)	75-71	East Lansing	11/24/2007
Rebounds	23	Don Kojis (Marquette)	74-69	Evanston, Ill.	3/13/1959

### Big Ten Games

	RECORD	PLAYER	MSU-OPP	LOCATION	DATE
Points	56	Jimmy Rayl (Indiana)	94-113	Bloomington, Ind.	2/23/1963
Field Goals	23	Jimmy Rayl (Indiana)	94-113	Bloomington, Ind.	2/23/1963
Field-Goal Att.	48	Jimmy Rayl (Indiana)	94-113	Bloomington, Ind.	2/23/1963
Field-Goal Pct.	1.000 (11-11)	Derek Harper (Illinois)	61-69	Champaign, Ill.	2/19/1983
Free Throws	18	Gary Bradds (Ohio State)	102-99	East Lansing	1/27/1964
Free-Throw Att.	20	Gary Bradds (Ohio State)	102-99	East Lansing	1/27/1964
Free-Throw Pct.	1.000 (14-14)	Robin Freeman (Ohio State)	94-91	East Lansing	1/28/1956
		<i>[Four occasions of 13-13 shooting, one of 12-12, one of 11-11 and three of 10-10]</i>			
3-Point FG	7	Talor Battle (Penn State)	65-54	State College, Pa.	2/13/2010
	7	Craig Moore (Northwestern)	78-62	Evanston, Ill.	1/24/2008
	7	Dee Brown (Illinois)	50-60	Champaign, Ill.	1/5/2006
	7	Terrance Simmons (Minnesota)	94-83	Minneapolis, Minn.	2/10/2001
3-Point FG Att.	14	Craig Moore (Northwestern)	78-62	Evanston, Ill.	1/24/2008
	14	Cory Bradford (Illinois)	61-44	East Lansing	2/11/1999
	14	Pete Lisicky (Penn State)	69-58	State College, Pa.	1/15/1997
Rebounds	21	Jordan Murphy (Minnesota)	75-74 OT	Minneapolis, Minn.	12/27/2016
	21	Jerry Lucas (Ohio State)	68-83	East Lansing	2/11/1961

### TEAM

	RECORD	TEAM	MSU-OPP	LOCATION	DATE
Points	121	Illinois	89-121	Champaign, Ill.	3/9/1965
Field Goals	50	Illinois	94-113	East Lansing	2/20/1965
	50	Indiana	55-107	East Lansing	1/4/1975
Field-Goal Att.	113	Wisconsin	106-90	East Lansing	1/6/1964
Field-Goal Pct.	.712 (42-59)	Indiana	58-95	Bloomington, Ind.	2/18/1988
Free Throws	42	Colorado	87-90	Kansas City, Mo.	12/28/1956
Free-Throw Att.	51	Penn State	76-85	State College, Pa.	2/2/2008
Free-Throw Pct.	1.000 (24-24)	Northwestern	58-66	Evanston, Ill.	1/27/1977
3-Point FG	16	Minnesota	94-83	Minneapolis, Minn.	2/10/2001
3-Point FG Att.	38	Louisiana-Monroe	83-65	East Lansing	11/14/2007
Rebounds	79	Kansas State	82-104	Manhattan, Kan.	12/17/1960
Fouls	35	Purdue	56-47	East Lansing	1/26/1952
Victory Margin	52	Indiana	55-107	East Lansing	1/4/1975

### Big Ten Games

	RECORD	TEAM	MSU-OPP	LOCATION	DATE
Points	121	Illinois	89-121	Champaign, Ill.	3/9/1965
Field Goals	50	Illinois	94-113	East Lansing	2/20/1965
	50	Indiana	55-107	East Lansing	1/4/1975
Field-Goal Att.	113	Wisconsin	106-90	East Lansing	1/6/1964
Field-Goal Pct.	.712 (42-59)	Indiana	58-95	Bloomington, Ind.	2/18/1988
Free Throws	37	Minnesota	80-93	East Lansing	1/5/1980
	37	Northwestern	98-93	East Lansing	1/10/1970
Free-Throw Att.	51	Penn State	76-85	State College, Pa.	2/2/2008
Free-Throw Pct.	1.000 (24-24)	Northwestern	58-66	Evanston, Ill.	1/27/1977
3-Point FG	16	Minnesota	94-83	Minneapolis, Minn.	2/10/2001
3-Point FG Att.	31	Michigan	77-62	East Lansing	1/27/2008
	31	Iowa	78-79	Iowa City, Iowa	3/8/1995
	31	Purdue	62-59	West Lafayette, Ind.	2/16/2002
Rebounds	77	Michigan	71-72	East Lansing	2/2/1963





## BRESLIN CENTER RECORDS

## TEAM

<b>POINTS</b> .....	<b>121</b>
by MSU vs. Morehead State, 12/1/1992 (MSU 121-53)	
by MSU vs. Alcorn State, 12/13/2008 (MSU 118-60).....	118
by MSU vs. Ball State, 12/29/1994 (MSU 117-95).....	117
by MSU vs. Cleveland St., 12/29/2017 (MSU 111-61).....	111
by MSU vs. Cleveland St., 12/24/1994 (MSU 111-68).....	111
by MSU vs. Michigan, 3/4/2000 (MSU 114-63).....	114
by MSU vs. Neb. Omaha, 12/4/2011 (MSU 110-68).....	110
by MSU vs. Savannah State, 12/31/2017 (MSU 108-52).....	108
by MSU vs. Houston Baptist, 12/18/2017 (MSU 107-62).....	107
by MSU vs. East Tenn. St., 12/9/1993 (MSU 107-81).....	107
by MSU vs. FGCU, 11/11/2018 (MSU 106-82).....	106
by MSU vs. Green Bay, 11/23/2004 (MSU 104-46).....	104
by MSU vs. Florida A&M, 11/19/2004 (MSU 104-72).....	104
by MSU vs. Indiana, 3/2/2008 (MSU 103-74).....	103
by MSU vs. Long Beach State, 12/21/2017 (102-60).....	102
by MSU vs. Nicholls St., 11/27/2004 (MSU 102-52).....	102
by MSU vs. Tenn. Tech, 11/18/2018 (MSU 101-33).....	101
by MSU vs. New Orleans, 12/28/2013 (MSU 101-48).....	101
by MSU vs. Nebraska, 12/4/1991 (MSU 101-78).....	101
<b>FIELD GOALS</b> .....	<b>50</b>
by MSU vs. Morehead State, 12/1/1992 (MSU 121-53)	
<b>FIELD-GOAL ATTEMPTS</b> .....	<b>89 (33 MADE)</b>
by Coppin St. vs. Weber St., 12/27/1996 (WSU 92-91 OT)	
<b>FIELD-GOAL PERCENTAGE</b> .....	<b>.686 (35-51)</b>
by MSU vs. Cincinnati, 12/21/1991 (MSU 90-89)	
<b>FREE THROWS</b> .....	<b>33</b>
by Purdue vs. MSU, 2/8/1997 (PU 77-62)	
<b>FREE-THROW ATTEMPTS</b> .....	<b>46</b>
by Purdue vs. MSU, 2/8/1997 (PU 77-62)	
<b>FREE-THROW PERCENTAGE</b> .....	<b>1.000 (14-14)</b>
by Wisconsin vs. MSU, 2/16/2012 (MSU 69-55)	
<b>3-POINT FIELD GOALS</b> .....	<b>17</b>
by MSU vs. Rutgers, 1/31/2016 (MSU 96-62)	
<b>3-POINT FIELD-GOAL ATTEMPTS</b> .....	<b>38</b>
by Louisiana-Monroe vs. MSU, 11/14/2008 (MSU 83-65)	
<b>3-POINT FIELD-GOAL PERCENTAGE</b> .....	<b>.875 (7-8)</b>
by MSU vs. Minnesota, 2/6/1993 (MSU 75-63)	
<b>REBOUNDS</b> .....	<b>66</b>
by MSU vs. McNeese State, 11/8/2013 (MSU 98-56)	
<b>FOULS</b> .....	<b>32</b>
by Iowa vs. MSU, 2/18/2001 (MSU 94-70)	

## INDIVIDUAL

<b>POINTS</b> .....	<b>43</b>
Shawn Respert (MSU) vs. Minn., 2/23/1994 (MSU 85-68)	
Alan Henderson (Ind.) vs. MSU, 3/9/1994 (MSU 94-78).....	41
Shawn Respert (MSU) vs. Ind., 3/9/1994 (MSU 94-78).....	40
Steve Smith (MSU) vs. CMU, 12/20/1990 (MSU 74-61).....	38
Steve Smith (MSU) vs. Mich., 3/1/1990 (MSU 78-70).....	36
Shawn Respert (MSU) vs. Ill., 2/15/1995 (MSU 68-58).....	35
Steve Smith (MSU) vs. Evansville, 12/18/1990 (MSU 81-76).....	35
Chris Hill (MSU) vs. Syracuse, 2/23/2003 (SU 76-75).....	34
Marcus Taylor (MSU) vs. Iowa, 3/2/2002 (MSU 93-79).....	34
Miles Bridges (MSU) vs. Houston Baptist, 12/18/2017 (MSU 107-62).....	33
Miles Bridges (MSU) vs. Purdue, 1/24/2017 (PUR 84-73).....	33
Shawn Respert (MSU) vs. Ball St., 12/29/1994 (MSU 117-95).....	33
Steve Smith (MSU) vs. Minn., 1/19/1991 (MSU 73-64).....	33
Kirk Manns (MSU) vs. Iowa, 1/13/1990 (MSU 87-80).....	33
Brandon Bowdry (EMU) vs. MSU, 11/12/2010 (MSU 96-66).....	32
Drew Neitzel (MSU) vs. Chicago St., 12/16/2006 (MSU 69-61).....	32
Paul Davis (MSU) vs. Indiana, 1/31/2004 (MSU 84-72).....	32
Shawn Respert (MSU) vs. Morehead St., 12/1/1992 (MSU 121-53).....	32
Calbert Cheaney (Ind.) vs. MSU, 2/25/1990 (MSU 72-66).....	32
<b>FIELD GOALS</b> .....	<b>16</b>
Shawn Respert (MSU) vs. Minn., 2/23/1994 (MSU 85-68)	
<b>FIELD-GOAL ATTEMPTS</b> .....	<b>28</b>
Brandon Bowdry (EMU) vs. MSU, 11/12/2010 (MSU 96-66)	
<b>FIELD-GOAL PCT. (10 ATTEMPTS)</b> .....	<b>1.000 (10-10)</b>
Nick Ward (MSU) vs. Iowa, 12/3/2018 (MSU 90-68)	
Alan Anderson (MSU) vs. Wis., 2/24/2005 (MSU 83-61)	
<b>FREE THROWS</b> .....	<b>15</b>
Keith Appling (MSU) vs. Minn., 1/11/2014 (MSU 87-75 ot)	
Steve Smith (MSU) vs. Minn., 1/19/1991 (MSU 73-64)	
<b>FREE-THROW ATTEMPTS</b> .....	<b>16</b>
Nick Ward (MSU) vs. FGCU, 11/11/2018 (MSU 106-82)	
<b>FREE-THROW PERCENTAGE (10 ATTEMPTS)</b> .....	<b>1.000</b>
Steve Smith (MSU) 15-15 vs. Minn., 1/15/1991 (MSU 73-64)	
Alan Anderson (MSU) 14-14 vs. Ohio St., 1/9/2003 (MSU 66-55)	
Shawn Respert (MSU) 13-13 vs. WSU, 12/30/1992 (MSU 77-61)	
Terry Mills (Mich.) 13-13 vs. MSU, 3/1/1990 (MSU 78-70)	
Keith Appling (MSU) 12-12 vs. Lehigh, 12/22/2011 (MSU 90-81)	
Devon Begley (N'eastern) 10-10 vs. MSU, 12/18/2016 (NU 81-73)	
Draymond Green (MSU) 10-10 vs. N'western, 1/15/2011 (MSU 71-67)	
<b>3-POINT FIELD GOALS</b> .....	<b>10</b>
Chris Hill (MSU) vs. Syracuse, 2/23/2003 (SU 76-75)	
<b>3-POINT FIELD-GOAL ATTEMPTS</b> .....	<b>18</b>
Chris Hill (MSU) vs. Syracuse, 2/23/2003 (SU 76-75)	
<b>REBOUNDS</b> .....	<b>21</b>
Miles Bridges (MSU) vs. Savannah State (12/31/2017) (MSU 108-52)	
<b>ASSISTS</b> .....	<b>20</b>
Mateen Cleaves (MSU) vs. Mich., 3/4/2000 (MSU 114-63)	



## ALL-TIME SUMMARY

YEAR	G	OVERALL		BIG TEN			COACH	CAPTAIN(S)
		W-L	PCT.	W-L	PCT.	PLACE		
1898-99	2	0-2	.000				No established coach	No captain selected
1899-00	4	2-2	.500				Charles O. Bemies	No captain selected
1900-01	3	3-0	1.000				Charles O. Bemies	Charles Blanchard
1901-02	5	5-0	1.000				George E. Denman	James Cooper
1902-03	6	6-0	1.000				George E. Denman	Joseph Haftencamp
1903-04	8	5-3	.625				Chester L. Brewer	Edward Balbach
1904-05	8	5-3	.625				Chester L. Brewer	Foley Tuttle
1905-06	13	11-2	.846				Chester L. Brewer	No captain selected
1906-07	16	14-2	.875				Chester L. Brewer	Edward Krehl
1907-08	20	15-5	.750				Chester L. Brewer	Roy Vondette
1908-09	15	10-5	.667				Chester L. Brewer	Parnell McKerma
1909-10	15	10-5	.667				Chester L. Brewer	Claude Hannish
1910-11	14	5-9	.357				John F. Macklin	Fred Busch
1911-12	15	12-3	.800				John F. Macklin	Ralph Chamberlain
1912-13	13	8-5	.615				John F. Macklin	Robert Goss
1913-14	12	8-4	.667				John F. Macklin	George Gauthier
1914-15	16	7-9	.438				John F. Macklin	Oscar Miller
1915-16	16	8-8	.500				John F. Macklin	Lyman Frimodig
1916-17	16	11-5	.688				George E. Gauthier	Albert McClelland
1917-18	16	6-10	.375				George E. Gauthier	Byron Murray
1918-19	18	9-9	.500				George E. Gauthier	Lawrence Kurtz
1919-20	36	21-15	.583				George E. Gauthier	George Garrett
1920-21	21	13-8	.619				Lyman L. Frimodig	Walter Foster
1921-22	24	11-13	.458				Lyman L. Frimodig	Lloyd Heasley
1922-23	19	10-9	.526				Fred H. Walker	Clarence Fessenden
1923-24	20	10-10	.500				Fred H. Walker	Wesley Eva
1924-25	19	6-13	.316				John H. Kobs	Matt Nuttilla
1925-26	18	5-13	.278				John H. Kobs	Paul Hackett
1926-27	18	7-11	.389				Benjamin F. VanAlstyne	Kenneth Drew
1927-28	15	11-4	.733				Benjamin F. VanAlstyne	Vern Dickeson
1928-29	16	11-5	.688				Benjamin F. VanAlstyne	Carl Felt
1929-30	16	12-4	.750				Benjamin F. VanAlstyne	James VanZylen
1930-31	17	16-1	.941				Benjamin F. VanAlstyne	Art Haga, Roger Grove, Edward Scott
1931-32	17	12-5	.706				Benjamin F. VanAlstyne	Dee Pineo
1932-33	17	10-7	.588				Benjamin F. VanAlstyne	Gerald McCaslin, Alton Kircher
1933-34	17	12-5	.705				Benjamin F. VanAlstyne	Wendall Patchett
1934-35	18	14-4	.778				Benjamin F. VanAlstyne	Robert Herrick, Milo Rouse, Arnold VanFaasen
1935-36	17	8-9	.471				Benjamin F. VanAlstyne	Daniel Reck
1936-37	17	5-12	.294				Benjamin F. VanAlstyne	Ron Garlock
1937-38	17	9-8	.529				Benjamin F. VanAlstyne	Howard Kraff
1938-39	17	9-8	.529				Benjamin F. VanAlstyne	Leo Callahan
1939-40	20	14-6	.700				Benjamin F. VanAlstyne	Max Dalrymple, Martin Hutt
1940-41	17	11-6	.647				Benjamin F. VanAlstyne	Robert Phillips
1941-42	21	15-6	.714				Benjamin F. VanAlstyne	Chester Aubuchon
1942-43	16	2-14	.125				Benjamin F. VanAlstyne	Carl Petroski
1943-44	No Schedule - World War II							
1944-45	16	9-7	.588				Benjamin F. VanAlstyne	Nickolas Hashu
1945-46	21	12-9	.571				Benjamin F. VanAlstyne	Oliver White
1946-47	21	11-10	.524				Benjamin F. VanAlstyne	Robin Roberts
1947-48	22	12-10	.545				Benjamin F. VanAlstyne	Robert Brannum
1948-49	21	9-12	.429				Benjamin F. VanAlstyne	Robert Geahan, Jack Wulf
1949-50	22	4-18	.182				Alton S. Kircher	Robert Robbins
1950-51	21	10-11	.476	5-9	.357	T-7th	Peter F. Newell	James Snodgrass
1951-52	22	13-9	.591	6-8	.428	T-5th	Peter F. Newell	Clarence (Sonny) Means
1952-53	22	13-9	.591	11-7	.611	T-3rd	Peter F. Newell	Erik Furseth
1953-54	22	9-13	.409	4-10	.286	8th	Peter F. Newell	Keith Stackhouse
1954-55	22	13-9	.591	8-6	.571	4th	Forrest A. Anderson	Al Ferrari
1955-56	22	13-9	.591	7-7	.500	5th	Forrest A. Anderson	Walter Godfrey
1956-57	26	16-10	.615	10-4	.714	T-1st	Forrest A. Anderson	George Ferguson
1957-58	22	16-6	.727	9-5	.643	3rd	Forrest A. Anderson	Jack Quiggle
1958-59	23	19-4	.826	12-2	.857	1st	Forrest A. Anderson	Robert Anderegg, Johnny Green
1959-60	21	10-11	.476	5-9	.357	8th	Forrest A. Anderson	Lance Olson, Horace Walker
1960-61	24	7-17	.292	3-11	.214	9th	Forrest A. Anderson	David Fahs
1961-62	22	8-14	.381	3-11	.214	T-9th	Forrest A. Anderson	Arthur Schwarm



## ALL-TIME SUMMARY

YEAR	G	OVERALL			BIG TEN			COACH	CAPTAIN(S)
		W-L	PCT.	W-L	PCT.	PLACE			
1962-63	20	4-16	.200	3-11	.214	9th	Forrest A. Anderson	John Lamers	
1963-64	24	14-10	.583	8-6	.571	T-4th	Forrest A. Anderson	George (Pete) Gent	
1964-65	23	5-18	.217	1-13	.071	10th	Forrest A. Anderson	Marcius Sanders	
1965-66	22	15-7	.682	10-4	.714	2nd	John E. Benington	William Curtis	
1966-67	23	16-7	.696	10-4	.714	T-1st	John E. Benington	Matthew Aitch	
1967-68	24	12-12	.500	6-8	.428	T-6th	John E. Benington	John Bailey	
1968-69	23	11-12	.478	6-8	.428	T-5th	John E. Benington	Lee Lafayette	
1969-70	24	9-15	.375	5-9	.357	T-6th	Gus G. Ganakas	James Gibbons, Lloyd Ward	
1970-71	24	10-14	.417	4-10	.286	T-7th	Gus G. Ganakas	Rudy Benjamin	
1971-72	24	13-11	.542	6-8	.428	T-5th	Gus G. Ganakas	Ronald Gutkowski, Pat Miller	
1972-73	24	13-11	.542	6-8	.428	T-6th	Gus G. Ganakas	Bill Kilgore	
1973-74	24	13-11	.542	8-6	.571	T-4th	Gus G. Ganakas	Michael Robinson	
1974-75	26	17-9	.654	10-8	.555	5th	Gus G. Ganakas	Lindsay Hairston	
1975-76	27	14-13	.518	10-8	.555	4th	Gus G. Ganakas	Terry Furlow	
1976-77	27	12-15	.444	9-9	.500	5th	Jud Heathcote	Robert Chapman	
1977-78	30	25-5	.833	15-3	.833	1st	Jud Heathcote	Robert Chapman, Greg Kelsner	
1978-79	32	26-6	.813	13-5	.722	T-1st	Jud Heathcote	Earvin Johnson, Greg Kelsner	
1979-80	27	12-15	.444	6-12	.333	9th	Jud Heathcote	Ron Charles, Terry Donnelly	
1980-81	27	13-14	.481	7-11	.389	8th	Jud Heathcote	Mike Brkovich, Jay Vincent	
1981-82	28	12-16	.429	7-11	.389	T-7th	Jud Heathcote	Kurt James, Kevin Smith	
1982-83	30	17-13	.566	9-9	.500	T-6th	Jud Heathcote	Bill Cawood, Derek Perry	
1983-84	28	16-12	.571	9-9	.500	T-5th	Jud Heathcote	Ben Tower, Kevin Willis	
1984-85	29	19-10	.655	10-8	.555	T-5th	Jud Heathcote	Sam Vincent, Richard Mudd	
1985-86	31	23-8	.742	12-6	.667	3rd	Jud Heathcote	Scott Skiles, Larry Polec	
1986-87	28	11-17	.393	6-12	.333	7th	Jud Heathcote	Darryl Johnson, Barry Fordham	
1987-88	28	10-18	.357	5-13	.278	8th	Jud Heathcote	Ed Wright, Carlton Valentine, George Papadakos	
1988-89	33	18-15	.545	6-12	.333	T-8th	Jud Heathcote	Ken Redfield, Todd Wolfe	
1989-90	34	28-6	.824	15-3	.833	1st	Jud Heathcote	Steve Smith, Ken Redfield	
1990-91	30	19-11	.633	11-7	.611	T-3rd	Jud Heathcote	Steve Smith, Matt Steigenga	
1991-92	30	22-8	.733	11-7	.611	T-3rd	Jud Heathcote	Mark Montgomery, Matt Steigenga	
1992-93	28	15-13	.536	7-11	.389	T-8th	Jud Heathcote	Dwayne Stephens, Mike Peplowski	
1993-94	32	20-12	.625	10-8	.555	T-4th	Jud Heathcote	Kris Weshinskey, Shawn Respert	
1994-95	28	22-6	.785	14-4	.778	2nd	Jud Heathcote	Eric Snow, Shawn Respert	
1995-96	32	16-16	.500	9-9	.500	7th	Tom Izzo	Quinton Brooks, Jamie Feick	
1996-97	29	17-12	.586	9-9	.500	T-6th	Tom Izzo	Antonio Smith, Steve Polonowski	
1997-98	30	22-8	.733	13-3	.813	T-1st	Tom Izzo	Antonio Smith, Mateen Cleaves	
1998-99	38	33-5	.868	15-1	.937	1st	Tom Izzo	Antonio Smith, Mateen Cleaves, Jason Klein, Thomas Kelley	
1999-2000	39	32-7	.821	13-3	.813	T-1st	Tom Izzo	Mateen Cleaves, A.J. Granger, Morris Peterson	
2000-01	33	28-5	.848	13-3	.813	T-1st	Tom Izzo	Charlie Bell, Andre Hutson, David Thomas	
2001-02	31	19-12	.613	10-6	.625	5th	Tom Izzo	Aloysius Anagnonye, Adam Ballinger, Marcus Taylor	
2002-03	35	22-13	.629	10-6	.625	T-3rd	Tom Izzo	Aloysius Anagnonye, Adam Ballinger	
2003-04	30	18-12	.600	12-4	.750	T-2nd	Tom Izzo	Alan Anderson, Jason Andreas, Kelvin Torbert	
2004-05	33	26-7	.788	13-3	.813	2nd	Tom Izzo	Alan Anderson, Tim Bograkos, Chris Hill, Kelvin Torbert	
2005-06	34	22-12	.647	8-8	.500	t-6th	Tom Izzo	Maurice Ager, Shannon Brown, Paul Davis, Delco Rowley	
2006-07	35	23-12	.657	8-8	.500	t-7th	Tom Izzo	Drew Neitzel, Travis Walton	
2007-08	36	27-9	.750	12-6	.667	4th	Tom Izzo	Drew Neitzel, Travis Walton	
2008-09	38	31-7	.816	15-3	.833	1st	Tom Izzo	Travis Walton, Kalin Lucas	
2009-10	37	28-9	.757	14-4	.778	t-1st	Tom Izzo	Isaiah Dahلمان, Draymond Green, Kalin Lucas, Raymar Morgan	
2010-11	34	19-15	.559	9-9	.500	t-4th	Tom Izzo	Kalin Lucas, Draymond Green	
2011-12	37	29-8	.784	13-5	.722	t-1st	Tom Izzo	Draymond Green, Austin Thornton	
2012-13	36	27-9	.750	13-5	.722	t-2nd	Tom Izzo	Keith Appling, Russell Byrd, Derrick Nix	
2013-14	38	29-9	.763	12-6	.667	t-2nd	Tom Izzo	No captain selected	
2014-15	39	27-12	.692	12-6	.667	t-3rd	Tom Izzo	Branden Dawson, Travis Trice, Denzel Valentine	
2015-16	35	29-6	.829	13-5	.722	2nd	Tom Izzo	Matt Costello, Lourawls Nairn Jr., Denzel Valentine	
2016-17	35	20-15	.571	10-8	.556	T-5th	Tom Izzo	Eron Harris, Lourawls Nairn Jr.	
2017-18	35	30-5	.857	16-2	.889	1st	Tom Izzo	Miles Bridges, Lourawls Nairn Jr.	
2018-19	39	32-7	.821	16-4	.800	t-1st	Tom Izzo	Joshua Langford, Matt McQuaid, Cassius Winston	
<b>Totals</b>	<b>2,823</b>	<b>1,730-1,093</b>	<b>.613</b>	<b>646-486</b>	<b>.571</b>	<b>16 - Big Ten Titles</b>			



## YEAR-BY-YEAR STATISTICS

YEAR	GP	FG-FGA	FG%	3FG-FGA	3FG%	FT-FTA	FTA%	REB./AVG.	AST.	TO	BLKS	STL.	PTS./AVG.
1948-49	21	370-922	.401	---	---	263-465	.566	---	---	---	---	---	1004/47.8
1949-50	22	468-1558	.300	---	---	308-522	.590	---	---	---	---	---	1244/56.5
1950-51	21	377-1304	.289	---	---	278-451	.618	---	---	---	---	---	1032/49.1
1951-52	22	479-1451	.330	---	---	327-535	.611	---	---	---	---	---	1285/58.5
1952-53	22	471-1438	.321	---	---	270-417	.607	696/31.6	---	---	---	---	1359/61.6
1953-54	22	505-1531	.322	---	---	246-479	.666	---	---	---	---	---	1489/67.7
1954-55	22	613-1545	.397	---	---	268-525	.588	---	---	---	---	---	1751/79.0
1955-56	22	648-1711	.378	---	---	436-688	.633	1095/49.8	---	---	---	---	1732/78.7
1956-57	26	735-1930	.380	---	---	459-718	.639	1181/45.4	---	---	---	---	1929/74.1
1957-58	22	660-1625	.400	---	---	326-555	.587	1121/51.0	---	---	---	---	1646/74.8
1958-59	23	742-1852	.400	---	---	402-639	.629	1508/65.5	---	---	---	---	1886/82.0
1959-60	21	641-1626	.394	---	---	372-514	.723	1212/57.7	---	---	---	---	1654/78.7
1960-61	24	676-1812	.373	---	---	447-636	.702	1226/51.0	---	---	---	---	1799/74.9
1961-62	22	649-1725	.376	---	---	353-535	.659	1201/54.5	---	---	---	---	1651/75.0
1962-63	20	586-1490	.393	---	---	388-541	.717	1028/51.4	---	---	---	---	1560/78.0
1963-64	24	887-2093	.423	---	---	437-647	.675	1442/60.0	---	---	---	---	2211/92.1
1964-65	23	762-1770	.430	---	---	453-601	.753	1189/51.7	---	---	---	---	1977/85.9
1965-66	22	682-1616	.422	---	---	366-422	.701	1087/49.4	---	---	---	---	1730/78.6
1966-67	23	679-1704	.398	---	---	341-543	.628	1162/50.5	---	---	---	---	1699/73.8
1967-68	24	679-1685	.402	---	---	367-547	.670	1124/46.8	---	---	---	---	1725/71.8
1968-69	23	648-1559	.415	---	---	382-590	.647	1048/45.5	---	---	---	---	1678/72.9
1969-70	24	769-1711	.449	---	---	396-533	.743	961/40.0	---	---	---	---	1934/80.6
1970-71	24	716-1569	.456	---	---	395-600	.658	1082/45.1	---	---	---	---	1827/76.1
1971-72	24	746-1659	.449	---	---	353-577	.612	1070/44.6	---	---	---	---	1845/76.9
1972-73	24	831-1718	.483	---	---	302-437	.691	1045/43.5	---	---	---	---	1964/81.8
1973-74	24	807-1642	.491	---	---	294-441	.667	1017/42.4	---	---	---	---	1908/79.5
1974-75	26	860-1713	.502	---	---	384-530	.724	1063/40.9	---	---	---	---	2104/80.9
1975-76	27	822-1785	.460	---	---	443-576	.769	1117/41.4	371	---	---	---	2087/77.3
1976-77	27	774-1549	.499	---	---	385-572	.673	1059/39.2	391	---	---	---	1933/71.6
1977-78	30	908-1732	.524	---	---	485-689	.704	1175/39.3	474	---	---	---	2301/76.7
1978-79	32	932-1769	.527	---	---	559-775	.721	1186/37.1	505	---	---	---	2423/75.7
1979-80	27	760-1493	.509	---	---	359-519	.692	921/34.1	419	---	72	182	1881/69.7
1980-81	27	741-1456	.509	---	---	344-487	.706	802/29.7	364	---	47	152	1628/67.6
1981-82	28	684-1494	.458	---	---	278-420	.662	864/30.9	293	---	66	155	1646/58.8
1982-83	30	821-1660	.495	36-90	.400	404-571	.708	973/32.4	385	---	86	186	2082/69.4
1983-84	28	729-1511	.482	---	---	418-562	.744	921/32.9	323	---	92	173	1876/67.0
1984-85	29	837-1559	.537	---	---	420-583	.720	963/33.2	391	425	105	163	2094/72.2
1985-86	31	1043-1860	.561	---	---	490-613	.799	1016/32.8	523	381	50	167	2576/83.1
1986-87	28	813-1552	.524	72-173	.416	408-529	.771	868/31.0	408	389	60	152	2106/75.2
1987-88	28	767-1543	.497	69-164	.421	343-509	.674	928/33.1	412	494	57	191	1949/69.5
1988-89	33	923-1908	.483	155-370	.419	437-610	.716	1099/33.3	539	487	46	255	2438/73.9
1989-90	34	967-1884	.513	160-371	.431	498-724	.688	1297/38.2	576	532	82	171	2592/76.2
1990-91	30	818-1693	.483	127-330	.385	377-542	.698	1061/35.4	455	404	74	143	2140/71.3
1991-92	30	857-1675	.512	124-332	.374	381-551	.692	1046/34.9	534	490	75	189	2219/74.0
1992-93	28	806-1591	.507	116-311	.373	351-546	.643	1096/39.1	476	427	76	131	2079/74.3
1993-94	32	944-1875	.504	159-420	.379	379-567	.668	1176/36.8	514	508	88	213	2426/75.8
1994-95	28	829-1664	.498	158-387	.408	378-562	.673	1074/38.4	462	393	46	180	2194/78.4
1995-96	32	732-1710	.428	120-373	.322	402-603	.667	1204/37.6	402	517	73	156	1986/62.1
1996-97	29	753-1666	.452	140-437	.320	379-577	.657	1092/37.7	398	465	70	168	2025/69.8
1997-98	30	799-1779	.449	176-493	.357	428-639	.670	1197/39.9	446	461	117	229	2202/73.4
1998-99	38	1020-2156	.473	171-506	.338	515-703	.733	1383/36.4	575	538	100	298	2726/71.7
1999-00	39	1018-2148	.474	253-669	.378	600-816	.735	1521/39.0	602	569	105	256	2889/74.1
2000-01	33	957-1957	.489	146-453	.322	493-686	.719	1404/42.5	579	451	133	210	2553/77.1
2001-02	32	764-1654	.462	180-458	.393	442-573	.771	1163/37.5	438	461	93	155	2150/69.4
2002-03	35	812-1795	.452	179-477	.375	564-767	.735	1226/35.0	474	502	122	217	2367/67.6
2003-04	30	748-1519	.492	190-474	.401	452-586	.771	910/30.3	441	438	54	218	2138/71.3
2004-05	33	914-1875	.487	219-615	.356	543-699	.777	1198/36.3	565	451	87	258	2590/78.5
2005-06	34	896-1879	.477	204-540	.378	524-681	.769	1212/35.6	567	478	101	214	2520/74.1
2006-07	35	806-1718	.469	182-486	.374	482-671	.718	1217/34.8	560	521	162	180	1826/65.0
2007-08	36	949-1976	.480	179-483	.371	487-661	.737	1330/36.9	631	490	152	208	2564/71.2
2008-09	38	962-2135	.451	201-567	.354	612-877	.698	1482/39.0	611	532	107	248	2737/72.0
2009-10	37	974-2068	.471	187-543	.344	523-764	.685	1426/38.5	606	514	123	242	2658/71.8
2010-11	34	817-1894	.431	220-620	.355	484-691	.700	1256/36.9	509	454	167	219	2338/68.8
2011-12	37	960-2012	.477	200-555	.360	531-759	.700	1403/37.9	566	480	157	265	2651/71.6
2012-13	36	882-1921	.459	177-523	.338	507-710	.714	1361/37.8	474	489	140	289	2448/68.0
2013-14	38	1024-2159	.474	307-783	.392	515-728	.707	1400/36.8	637	440	174	259	2807/75.5
2014-15	39	1014-2181	.465	294-763	.385	451-714	.632	1458/37.4	646	441	176	203	2773/71.1
2015-16	35	1009-2078	.486	321-739	.434	454-623	.729	1454/41.5	719	416	177	156	2793/79.8
2016-17	35	905-1927	.470	273-732	.373	432-645	.670	1275/36.4	591	490	162	151	2515/71.9
2017-18	35	991-1996	.496	290-725	.400	535-716	.747	1439/41.1	670	459	251	143	2807/80.2
2018-19	39	1071-2230	.480	319-844	.378	564-749	.753	1580/40.5	715	493	205	201	3025/77.6





## YEAR-BY-YEAR OPPONENT STATISTICS

YEAR	GP	FG-FGA	FG%	3FG-FGA	3FG%	FT-FTA	FTA%	REB./AVG.	AST.	TO	BL KS.	STL.	PTS./AVG.
1948-49	21	390- ---	---	---	---	265-445	.596	---	---	---	---	---	1045/49.8
1949-50	22	565-1732	.326	---	---	329-559	.558	---	---	---	---	---	1459/66.3
1950-51	21	321-1034	.312	---	---	365-597	.612	---	---	---	---	---	1007/48.1
1951-52	22	418-1344	.311	---	---	377-581	.647	---	---	---	---	---	1213/56.0
1952-53	22	477-1298	.344	---	---	251-448	.642	619/28.1	---	---	---	---	1343/61.1
1953-54	22	481-1275	.372	---	---	267-498	.651	---	---	---	---	---	1460/66.3
1954-55	22	604-1659	.364	---	---	246-468	.655	---	---	---	---	---	1676/76.0
1955-56	22	618-1624	.380	---	---	464-693	.699	874/39.7	---	---	---	---	1700/77.2
1956-57	26	658-1776	.370	---	---	507-711	.711	991/38.1	---	---	---	---	1823/70.1
1957-58	22	570-1628	.343	---	---	315-481	.654	847/38.5	---	---	---	---	1455/66.1
1958-59	23	654-1724	.379	---	---	337-517	.651	1089/47.3	---	---	---	---	1645/71.5
1959-60	21	665-1589	.418	---	---	294-445	.660	990/47.1	---	---	---	---	1624/77.3
1960-61	24	766-1782	.424	---	---	422-630	.669	1323/55.1	---	---	---	---	1954/81.4
1961-62	22	629-1544	.407	---	---	417-607	.685	1162/52.8	---	---	---	---	1675/76.1
1962-63	20	639-1527	.418	---	---	390-544	.716	1071/53.5	---	---	---	---	1668/83.4
1963-64	24	850-1991	.421	---	---	455-678	.671	1337/55.7	---	---	---	---	2156/89.8
1964-65	23	882-1886	.467	---	---	406-580	.700	1145/49.7	---	---	---	---	2170/94.3
1965-66	22	585-1396	.420	---	---	404-569	.710	979/44.5	---	---	---	---	1575/71.5
1966-67	23	571-1396	.409	---	---	442-627	.704	1075/46.7	---	---	---	---	1584/68.8
1967-68	24	627-1472	.425	---	---	474-676	.701	1109/46.2	---	---	---	---	1728/72.0
1968-69	23	643-1464	.438	---	---	385-539	.714	1046/45.4	---	---	---	---	1671/72.6
1969-70	24	827-1650	.501	---	---	430-605	.710	1116/46.5	---	---	---	---	2084/86.8
1970-71	24	768-1721	.446	---	---	390-569	.685	1108/46.1	---	---	---	---	1926/80.2
1971-72	24	779-1704	.457	---	---	366-503	.727	1129/47.0	---	---	---	---	1924/80.2
1972-73	24	831-1823	.472	---	---	236-354	.666	1058/44.1	---	---	---	---	1956/81.5
1973-74	24	798-1724	.463	---	---	278-398	.698	1011/42.1	---	---	---	---	1874/78.1
1974-75	26	859-1867	.460	---	---	322-580	.671	1100/42.3	---	---	---	---	2040/78.5
1975-76	27	836-1750	.478	---	---	392-556	.705	1057/39.1	396	---	---	---	2064/76.4
1976-77	27	746-1688	.442	---	---	475-663	.716	1033/38.2	365	---	---	---	1967/72.8
1977-78	30	795-1758	.452	---	---	383-577	.664	1010/33.8	325	---	---	---	1973/65.8
1978-79	32	830-1912	.434	---	---	343-510	.673	1116/34.9	430	---	---	---	2003/62.6
1979-80	27	694-1498	.463	---	---	463-662	.699	974/36.1	373	---	71	161	1851/68.6
1980-81	27	717-1479	.485	---	---	448-612	.732	849/31.4	382	---	60	149	1882/69.7
1981-82	28	608-1358	.448	---	---	460-645	.713	842/30.1	326	---	74	142	1676/59.9
1982-83	30	763-1671	.457	30-73	.411	453-631	.718	907/30.2	421	---	72	192	2009/67.0
1983-84	28	684-1458	.469	---	---	474-686	.691	837/29.9	365	---	51	163	1842/65.8
1984-85	29	756-1705	.443	---	---	409-572	.715	862/29.7	406	344	59	181	1921/66.2
1985-86	31	915-1972	.464	---	---	380-511	.744	946/30.5	494	383	58	151	2210/71.3
1986-87	28	820-1662	.493	116-296	.392	399-535	.746	845/30.2	436	309	57	178	2155/77.0
1987-88	28	744-1544	.482	106-233	.455	470-663	.709	822/29.4	428	387	57	243	2064/73.7
1988-89	33	911-1867	.488	179-456	.393	407-597	.682	1013/30.7	488	481	57	203	1412/73.1
1989-90	34	858-2013	.426	184-515	.357	428-650	.659	1013/29.8	420	403	102	211	2328/68.5
1990-91	30	754-1721	.438	158-418	.378	401-593	.676	955/31.8	355	359	77	157	2067/68.9
1991-92	30	785-1791	.438	142-429	.331	358-517	.693	934/31.1	358	411	91	191	2070/69.0
1992-93	28	705-1748	.403	140-437	.320	358-537	.667	914/32.6	343	315	79	190	1903/63.1
1993-94	32	819-1938	.423	193-596	.324	436-608	.717	1011/31.6	409	426	101	238	2267/70.8
1994-95	28	720-1660	.434	177-520	.340	309-487	.635	887/31.7	362	406	76	155	1926/68.8
1995-96	32	746-1748	.427	186-579	.321	375-597	.628	978/30.6	379	407	101	233	2053/64.2
1996-97	29	679-1572	.432	129-420	.307	418-646	.647	920/31.7	350	419	72	192	1905/65.7
1997-98	30	669-1637	.409	142-471	.302	440-635	.693	931/31.0	339	464	94	210	1920/64.0
1998-99	38	800-1880	.426	172-539	.319	490-707	.693	1031/27.1	412	587	107	240	2262/59.5
1999-00	39	805-2045	.394	208-690	.301	481-704	.683	1063/27.3	432	536	99	219	2299/58.9
2000-01	33	716-1823	.393	204-620	.329	403-572	.705	895/27.1	421	433	92	194	2039/61.8
2001-02	32	684-1730	.395	205-689	.298	405-561	.722	919/29.6	390	345	105	223	1978/63.8
2002-03	35	712-1768	.452	197-594	.332	552-728	.717	1034/29.5	388	489	119	225	2143/62.2
2003-04	30	689-1510	.456	179-511	.350	468-678	.690	860/28.7	355	423	84	212	2025/67.5
2004-05	33	752-1755	.428	209-589	.355	446-666	.670	973/29.5	404	506	78	227	2159/65.4
2005-06	34	828-1904	.435	233-647	.360	445-633	.703	1036/30.5	469	449	102	212	2334/68.6
2006-07	35	671-1756	.384	211-647	.321	448-661	.678	972/27.8	388	442	119	220	2001/57.2
2007-08	36	793-1973	.402	228-734	.311	439-655	.670	1087/30.2	445	440	147	214	2253/62.6
2008-09	38	839-2018	.416	229-720	.318	513-737	.696	1128/29.7	440	513	131	229	2420/63.7
2009-10	37	829-2043	.406	248-755	.328	455-642	.709	1109/30.0	462	459	94	243	2361/63.8
2010-11	34	787-1861	.423	215-591	.364	474-716	.662	1119/32.9	404	411	112	217	2263/66.6
2011-12	37	751-1982	.379	214-715	.299	479-681	.703	1106/29.9	394	467	109	231	2195/59.3
2012-13	36	758-1943	.390	199-664	.300	414-621	.667	1089/30.3	390	447	123	267	2129/59.1
2013-14	38	817-2058	.397	252-760	.332	605-829	.730	1208/31.8	405	449	110	214	2491/65.6
2014-15	39	833-2104	.396	224-712	.315	592-820	.722	1247/32.0	409	418	110	217	2482/63.6
2015-16	35	774-2025	.382	204-658	.310	493-690	.714	1055/30.1	377	335	115	187	2245/64.1
2016-17	35	832-2029	.410	229-662	.346	511-704	.726	1152/32.9	446	380	105	211	2404/68.7
2017-18	35	774-2108	.367	252-748	.337	471-647	.728	1063/30.4	419	349	88	207	2271/64.9
2018-19	39	905-2378	.381	280-885	.316	444-654	.679	1236/31.7	470	398	117	243	2534/65.0



## YEARLY ATTENDANCE

YEAR	HOME TOTAL	GAMES	AVG.	NATIONAL RANK
1945-46	50,122	10	5,102	
1946-47	81,821	12	6,818	
1947-48	88,750	10	8,875	
1948-49	82,323	13	6,332	
1949-50	71,416	13	5,493	
1950-51	79,779	13	6,648	
1951-52	79,867	12	6,655	
1952-53	71,624	12	5,968	
1953-54	71,833	11	6,530	
1954-55	80,063	11	7,278	
1955-56	74,277	10	7,427	
1956-57	81,313	10	8,131	
1957-58	101,932	10	10,193	
1958-59	103,504	11	9,409	
1959-60	86,051	9	9,561	
1960-61	65,450	9	7,272	
1961-62	84,569	11	7,688	
1962-63	68,800	9	7,644	
1963-64	95,780	11	8,707	
1964-65	64,475	10	6,447	
1965-66	97,557	11	8,868	
1966-67	97,450	11	8,859	
1967-68	73,501	11	6,681	
1968-69	81,380	10	8,138	
1969-70	94,097	10	9,409	
1970-71	70,840	11	6,440	
1971-72	75,954	10	7,596	
1972-73	73,733	10	7,373	
1973-74	84,859	12	7,071	
1974-75	67,252	12	5,604	
1975-76	63,158	12	5,263	
1976-77	70,912	12	5,065	
1977-78	128,518	13	9,886	
1978-79	120,048	12	10,004	
1979-80	109,440	11	9,949	
1980-81	115,811	13	8,909	
1981-82	132,310	14	9,461	
1982-83	134,371	16	8,398	

YEAR	HOME TOTAL	GAMES	AVG.	NATIONAL RANK
1983-84	136,056	14	9,718	
1984-85	115,092	13	8,853	
1985-86	123,637	16	7,727	
1986-87	124,805	13	9,600	
1987-88	122,052	15	8,137	
1988-89	143,554	15	9,570	
1989-90	237,720	16	14,858	14th
1990-91	209,066	14	14,933	12th
1991-92	217,957	15	14,530	15th
1992-93	207,423	14	14,816	14th
1993-94	205,264	15	13,684	17th
1994-95	221,127	15	14,742	14th
1995-96	199,659	15	13,311	20th
1996-97	222,858	17	13,109	23rd
1997-98	208,694	15	13,913	15th
1998-99	204,272	14	14,591	14th
1999-2000	205,226	14	14,659	14th
2000-01	236,144	16	14,759	15th
2001-02	250,903	17	14,759	14th
2002-03	236,144	16	14,759	15th
2003-04	206,626	14	14,759	14th
2004-05	221,385	15	14,759	10th
2005-06	206,626	14	14,759	14th
2006-07	280,421	19	14,759	15th
2007-08	250,903	17	14,759	17th
2008-09	206,626	14	14,759	15th
2009-10	250,903	17	14,759	13th
2010-11	221,955	15	14,797	15th
2011-12	266,346	18	14,797	15th
2012-13	258,138*	18	14,341	18th
2013-14	236,752	16	14,797	18th
2014-15	236,752	16	14,797	14th
2015-16	236,752	16	14,797	13th
2016-17	236,752	16	14,797	13th
2017-18	236,752	17	14,797	13th
2018-19	236,752	16	14,797	13th

\* - 17 games at Breslin Center; 1 game at Jenison Field House  
Home games played at the Breslin Center since 1989-90



Jenison Field House was the home of Spartan basketball from 1940-89.



MSU has ranked in the top 25 nationally in attendance since the Breslin Center opened in 1989-90.



## ALL-TIME COACHING RECORDS

## ALL-TIME HEAD COACHES

COACH	GAMES	W-L	PCT.
No Established Coach (1899)	2	0-2	.000
Charles O. Bemies (1900-1901)	7	5-2	.714
George E. Denman (1902-1903)	11	11-0	1.000
Chester L. Brewer (1904-1910)	95	70-25	.736
John F. Macklin (1911-1916)	86	48-38	.558
George M. Gauthier (1917-1920)	79	41-38	.519
Lyman L. Frimodig (1921-1922)	52	30-22	.577
Fred M. Walker (1922-1924)	39	20-19	.513
John H. Kobs (1924-1926)	37	11-26	.297
Benjamin F. VanAlstyne (1926-1949)	394	231-163	.586
Alton S. Kircher (1949-1950)	22	4-18	.182
Peter F. Newell (1950-1954)	87	45-42	.517
Forrest A. Anderson (1954-1965)	249	125-124	.502
John E. Benington (1965-1969)	92	54-38	.587
Gus Ganakas (1969-1976)	173	89-84	.514
Jud Heathcote (1976-1995)	560	340-220	.607
Tom Izzo (1995-present)	838	606-232	.723
<b>All-Time (1899-2018)</b>	<b>2,823</b>	<b>1,730-1,093</b>	<b>.613</b>



## ALL-TIME ASSISTANTS

Alton Kircher – 1944-49
J. Robert Stewart – 1949-50
Chet Aubuchon – 1949-50
John Benington – 1950-56
Robert L. Stevens – 1954-59
Clarence (Sonny) Means – 1956-59; '65-66
Bruce Fossum – 1959-65
Tom Rand – 1959-61; '62-63
Lance Olson – 1961-62
Dan Peterson – 1963-65
Robert Nordmann – 1965-74
Gus Ganakas – 1966-69
Matthew Aitch – 1969-73
Dick Versace – 1974-76
Pat Miller – 1974-76
Vernon Payne – 1974-77
Don Monson – 1976-78
Robert McGriff – 1977-78
William Berry – 1977-79
Fred Paulsen – 1978-80
Dave Harshman – 1978-81
Edgar Wilson – 1979-83
John Holms – 1980-81
William Norton – 1981-83
Frank Rourke – 1981-83
Mike Deane – 1982-86
Tom Izzo – 1983-95
Silas Taylor – 1983-84
Herb Williams – 1984-90
Derek Perry – 1984-85
Jim Boylan – 1986-89
Jim Boylen – 1989-92; 2005-07
Stan Joplin – 1990-96
Brian Gregory – 1992-96; 1999-2003
Tom Crean – 1995-99
Stan Heath – 1996-2001
Mike Garland – 1996-2003; 2007-19
Mark Montgomery – 2001-11
Dwayne Stephens – 2003-19
Doug Wojcik – 2003-05
Dane Fife – 2011-19



Top Right: Jud Heathcote. Middle Left: Pete Newell. Middle Right: Gus Ganakas. Bottom Left: Forrest Anderson. Bottom Right: John Benington

\* Including varsity assistants, and freshman and JV head coaches since 1944.



## YEAR-BY-YEAR RESULTS

Note: Home games in BOLD CAPS  
 Note 2: (#/#) indicates AP ranking of MSU and opponent

### 1899

(0-2 Overall) - No Coach

DATE	OPPONENT	MSU-OPP	W/L
2/27/99	OLIVET	6-7	L
3/13/99	Olivet	6-15	L

### CHARLES BEMIES

1900-01 \* 5-2 (.714)



The first established coach for MAC, Charles Bemies was the first athletic director in school history, while also coaching the football, baseball and track teams. Born in Northfield, Vt., on March 19, 1867, Bemies was an ordained Presbyterian minister when he came to East Lansing. Bemies led the Spartans for two seasons with an overall record of 5-2.

### 1900

(2-2 Overall)

DATE	OPPONENT	MSU-OPP	W/L
1/20/00	Olivet	5-6	L
2/3/00	OLIVET	6-8	L
3/3/00	Eastern Michigan	25-8	W
3/10/00	Governor's Guard	25-7	W

### 1901

(3-0 Overall)

DATE	OPPONENT	MSU-OPP	W/L
2/16/01	OLIVET	18-10	W
3/2/01	EASTERN MICHIGAN	21-6	W
3/16/01	Eastern Michigan	12-7	W

### GEORGE DENMAN

1902-03 \* 11-0 (1.000)



Michigan Agricultural College's second basketball coach was George Denman. Denman is the only basketball coach to go undefeated during his tenure, posting an 11-0 mark during his two seasons. His team still holds the record for largest margin of victory with a 102-3 defeat of Alma College in 1902. He was also the head football coach for two seasons.

### 1902

(5-0 Overall)

DATE	OPPONENT	MSU-OPP	W/L
2/1/02	ALMA	102-3	W
2/15/02	Governor's Guard	19-0	W
3/1/02	HILLSDALE	58-20	W
3/8/02	Alma	29-3	W
3/15/02	Hillsdale	36-17	W

### 1903

(6-0 Overall)

DATE	OPPONENT	MSU-OPP	W/L
1/26/03	DETROIT YMCA	43-8	W
1/29/03	HILLSDALE	49-2	W
2/13/03	Eastern Michigan	23-7	W
2/18/03	Governor's Guard	19-7	W
3/7/03	EASTERN MICH.	49-5	W
3/14/03	GR. RAPIDS YMCA	42-7	W

### CHESTER BREWER

1904-10 \* 70-25 (.736)



This Owosso, Mich., native was MAC's first full-time athletic director and one of the Spartans' most successful coaches, leading the football, basketball and baseball squads to winning records. He holds the highest winning percentage of any Spartan basketball coach with at least four seasons at .736 (70-25). His team also defeated the University of Michigan in the schools' first meeting in 1909. The Chester L. Brewer award presented to an outstanding senior student-athlete continues to represent the Brewer legacy. Brewer passed away in 1953 at the age of 77.

### 1904

(5-3 Overall)

DATE	OPPONENT	MSU-OPP	W/L
1/9/04	CHICAGO WEST. YMCA	13-44	L
1/23/04	ALMA	52-7	W
2/6/04	Eastern Michigan	22-2	W
2/12/04	Grand Rapids YMCA	14-13	W
2/27/04	Alma	14-22	L
3/5/04	EASTERN MICHIGAN	62-10	W
3/12/04	GRAND RAPIDS YMCA	41-10	W
3/25/04	Detroit A.C.	8-33	L

### 1905

(5-3 Overall)

DATE	OPPONENT	MSU-OPP	W/L
1/14/05	SAGINAW YMCA	62-12	W
1/21/05	BAY CITY YMCA	47-20	W
1/28/05	Grand Rapids YMCA	22-38	L
1/31/05	Hope	30-44	L
2/4/05	JACKSON YMCA	47-12	W
2/10/05	Detroit A.C.	30-39	L
2/25/05	BATTLE CREEK YMCA	94-4	W
3/3/05	Bay City YMCA	30-14	W

### 1906

(11-2 Overall)

DATE	OPPONENT	MSU-OPP	W/L
1/18/06	ADRIAN	43-18	W
1/26/06	OWOSSO YMCA	76-12	W
2/2/06	Mich. Deaf School	47-16	W
2/3/06	CENTRAL MICHIGAN	37-12	W
2/10/06	Grand Rapids YMCA	25-20	W
2/12/06	ANN ARBOR YMCA	20-21	L
2/16/06	Central Michigan	21-18	W
2/23/06	Albion	44-11	W
2/24/06	Ann Arbor YMCA	25-29	L

3/2/06	OLIVET	46-10	W
3/3/06	ALBION	59-8	W
3/10/06	Adrian	21-20	W
3/16/06	ALMA	52-8	W

### 1907

(14-2 Overall)

DATE	OPPONENT	MSU-OPP	W/L
1/5/07	HOPE	50-30	W
1/12/07	ARMOUR INSTITUTE	51-24	W
1/18/07	Saginaw H.S.	35-17	W
1/19/07	Saginaw Bank Clerks	29-19	W
1/25/07	Jackson YMCA	43-30	W
1/26/07	CENTRAL MICHIGAN	42-18	W
1/28/07	Detroit YMCA	14-31	L
1/29/07	Eastern Michigan	50-25	W
2/2/07	OLIVET	41-24	W
2/7/07	ADRIAN	54-24	W
2/16/07	Hope	33-23	W
2/19/07	DETROIT YMCA	17-23	L
2/20/07	Adrian	41-20	W
2/22/07	Olivet	38-24	W
3/1/07	Central Michigan	33-22	W
3/2/07	EASTERN MICHIGAN	72-13	W

### 1908

(15-5 Overall)

DATE	OPPONENT	MSU-OPP	W/L
1/4/08	Central Michigan	46-8	W
1/8/08	OVERLIN	46-21	W
1/11/08	SAGINAW H.S.	67-23	W
1/17/08	ADRIAN	30-14	W
1/20/08	Detroit YMCA	20-33	L
1/25/08	GRAND RAPIDS YMCA	74-16	W
1/31/08	NOTRE DAME	33-20	W
2/1/08	NOTRE DAME	16-23	L
2/5/08	CENTRAL MICHIGAN	41-23	W
2/7/08	JACKSON YMCA	42-29	W
2/8/08	MIDLAND YMCA	40-8	W
2/14/08	DETROIT YMCA	27-29	L
2/17/08	HASKELL INDIANS	33-18	W
2/21/08	Jackson YMCA	37-35	W
2/22/08	Adrian	42-31	W
2/24/08	Battle Creek YMCA	28-14	W
2/25/08	Notre Dame *	20-39	L
2/26/08	DePaul	26-17	W
2/27/08	Armour Institute	26-29	L
2/28/08	South Haven Indep.	31-18	W

\* 1st MAC basketball game played out of state

### 1909

(10-5 Overall)

DATE	OPPONENT	MSU-OPP	W/L
1/9/09	Michigan *	24-16	W
1/13/09	DEPAUL	76-7	W
1/18/09	DETROIT BURROUGHS	24-15	W
1/22/09	Wabash	24-39	L
1/23/09	Notre Dame	10-26	L
1/25/09	ADRIAN	53-13	W
2/8/09	NOTRE DAME	18-22	L
2/11/09	Detroit YMCA	18-25	L
2/18/09	BATTLE CREEK YMCA	32-25	W
2/20/09	MICHIGAN	45-23	W
2/21/09	ARMOUR INSTITUTE	53-7	W
2/22/09	Detroit Burroughs	20-19	W
3/2/09	ROCHESTER (NY) YMCA	30-18	W
3/3/09	ROCHESTER (NY) YMCA	24-36	L
3/11/09	DETROIT YMCA	33-28	W

\* 1st basketball game with Univ. of Michigan





## YEAR-BY-YEAR RESULTS

## 1910

(10-5 Overall)

DATE	OPPONENT	MSU-OPP	W/L
7/10	JACKSON YMCA	51-18	W
1/14/10	DETROIT SPALDINGS	20-18	W
1/25/10	Jackson YMCA	27-18	W
1/26/10	Purdue	9-35	L
1/27/10	Rose Poly	28-31	L
1/28/10	Wabash	21-23	L
1/29/10	Notre Dame	28-21	W
2/7/10	BAY CITY YMCA	84-12	W
2/11/10	Armour Institute	26-11	W
2/12/10	Lake Forest	14-13	W
2/19/10	NOTRE DAME	43-23	W
3/3/10	HOPE	40-21	W
3/5/10	Ohio State	13-31	L
3/7/10	DETROIT YMCA	27-24	W
3/11/10	Hope	30-38	L

## JOHN

## MACKLIN

1911-16 \* 48-38 (.558)



John Macklin continued the winning tradition, compiling a 48-38 career record over six seasons as head coach for the Aggies. Macklin was an outstanding athlete at the University of Pennsylvania before coming to MAC to coach basketball and football. He was very successful at football, posting a 29-5 record as the head coach. Macklin passed away in 1949 at the age of 65.

## 1911

(5-9 Overall)

DATE	OPPONENT	MSU-OPP	W/L
1/9/11	DETROIT SPALDINGS	9-21	L
1/13/11	Wabash	15-25	L
1/14/11	Rose Poly	20-26	L
1/18/11	DETROIT SPALDINGS	25-18	W
1/20/11	ALMA	51-24	W
1/21/11	ARMOUR INSTITUTE	51-11	W
1/30/11	DETROIT YMCA	11-22	L
2/3/11	Armour Institute	21-36	L
2/4/11	Lake Forest	26-28	L
2/10/11	DETROIT A.C.	12-54	L
2/11/11	Ohio State	12-42	L
2/17/11	Hope	24-48	L
2/24/11	Alma	23-21	W
3/3/11	HOPE	36-24	W

## 1912

(12-3 Overall)

DATE	OPPONENT	MSU-OPP	W/L
1/6/12	CENTRAL MICHIGAN	72-10	W
1/12/12	Northwestern	39-30	W
1/13/12	Northwestern Coll.	19-25	L
1/16/12	ALMA	53-14	W
1/18/12	Winona	37-21	W
1/19/12	Wabash	26-32	L
1/20/12	Rose Poly	33-31	W
1/23/12	Hope	40-41	L
1/27/12	ARMOUR INSTITUTE	51-18	W
2/2/12	ALBION	60-23	W
2/10/12	Winona College	67-4	W

2/16/12	Alma	37-15	W
2/21/12	HOPE	55-23	W
2/24/12	DETROIT YMCA	42-26	W
3/4/12	DETROIT YMCA	20-17	W

## 1913

(8-5 Overall)

DATE	OPPONENT	MSU-OPP	W/L
1/11/13	WINONA	75-14	W
1/21/13	DETROIT RAYLS	37-12	W
1/27/13	ALMA	48-24	W
1/29/13	Hope	33-26	W
2/6/13	NORTHWESTERN COLL.	21-23	L
2/11/13	DETROIT YMCA	22-23	L
2/13/13	NOTRE DAME	40-7	W
2/21/13	HOPE	58-25	W
2/26/13	St. John's (Toledo)	39-24	W
2/27/13	Buchtel	30-35	L
2/28/13	Denison	18-44	L
3/1/13	St. Mary's (Dayton)	26-28	L
3/8/13	DETROIT YMCA	39-9	W

## 1914

(8-4 Overall)

DATE	OPPONENT	MSU-OPP	W/L
1/16/14	TOLEDO BUCKEYES	40-24	W
1/22/14	Lake Forest	30-24	W
1/23/14	Northwestern Coll.	24-44	L
1/24/14	Notre Dame	18-27	L
1/30/14	DETROIT BURROUGHS	29-22	W
2/4/14	NOTRE DAME	45-22	W
2/14/14	DETROIT YMCA	27-29	L
2/19/14	WEST VA. WESLEYAN	38-21	W
2/25/14	St. John's (Toledo)	50-17	W
2/26/14	Toledo Buckeyes	26-25	W
2/27/14	Akron	45-30	W
3/3/14	DETROIT YMCA	22-27	L

## 1915

(7-9 Overall)

DATE	OPPONENT	MSU-OPP	W/L
1/9/15	TOLEDO BUCKEYES	23-33	L
1/13/15	HOPE	56-20	W
1/15/15	ILLINOIS A.C. (CHI.)	21-22	L
1/22/15	DETROIT YMCA	23-14	W
1/23/15	DEFIANCE	54-12	W
1/28/15	Toledo Buckeyes	27-31	L
1/29/15	Ohio Northern	45-16	W
1/30/15	Defiance	30-19	W
2/2/15	NOTRE DAME	14-13	W
2/6/15	NORTHWESTERN COLL.	17-28	L
2/11/15	Northwestern Coll.	22-41	L
2/12/15	Mercury A.C. (Chi.)	20-25	L
2/13/15	Notre Dame	19-24	L
2/18/15	WEST VA. WESLEYAN	31-43	L
2/24/15	Hope	46-28	W
3/2/15	DETROIT YMCA	9-21	L

## 1916

(8-8 Overall)

DATE	OPPONENT	MSU-OPP	W/L
1/12/16	WESTERN MICHIGAN	51-21	W
1/14/16	HOPE	14-20	L
1/15/16	ST. MARY'S (MICH.)	29-19	W
1/19/16	Notre Dame	18-19	L
1/20/16	Northwestern Coll.	17-29	L
1/22/16	Illinois A.C. (Chi.)	18-50	L
1/29/16	KALAMAZOO	34-27	W
2/2/16	NOTRE DAME	23-24	L

2/4/16	Hope	21-18	W
2/9/16	MUSKINGUM	39-21	W
2/12/16	DETROIT YMCA	27-23	W
2/17/16	TRI-STATE	30-13	W
2/19/16	TOLEDO BUCKEYES	23-32	L
2/24/16	Toledo Buckeyes	28-22	W
3/3/16	NORTHWESTERN COLL.	21-28	L
3/7/16	DETROIT YMCA	14-35	L

## GEORGE GAUTHIER



1917-20 \* 41-38 (.519)

George Gauthier was the first alumnus to lead a Michigan State basketball squad. Gauthier played four years (1910-14) for the Aggies' basketball squad and was the team captain his senior year. He also was the starting quarterback for MAC's football team, leading them to 17 straight victories. Gauthier accepted the assistant athletic director position the year after he graduated which led to his duties as the head basketball coach, where he compiled a career record of 41-38 over four seasons. He also served as head football coach for one season. After 29 games in the 1919-20 season, Gauthier left MAC to serve as recreation director in Bay City, Mich. Gauthier would later go on to Ohio Wesleyan where he served as athletic director and head football coach for 34 years before retiring in 1955. He passed away in 1964 at the age of 74.

## 1917

(11-5 Overall)

DATE	OPPONENT	MSU-OPP	W/L
1/12/17	WEST VA. WESLEYAN	41-22	W
1/19/17	HOPE	34-20	W
1/20/17	ALMA	47-7	W
1/26/17	ILLINOIS A.C.	39-27	W
1/27/17	NOTRE DAME	31-25	W
2/1/17	BUFFALO	36-17	W
2/3/17	DETROIT YMCA	33-26	W
2/8/17	OHIO NORTHERN	53-9	W
2/10/17	WABASH	20-19	W
2/15/17	Illinois A.C.	23-43	L
2/16/17	Northwestern Coll.	16-26	L
2/17/17	Notre Dame	19-33	L
2/23/17	Hope	13-18	L
3/2/17	Northwestern Coll.	28-14	W
3/8/17	MARIETTA	30-20	W
3/10/17	DETROIT YMCA	15-30	L

## 1917-18

(6-10 Overall)

DATE	OPPONENT	MSU-OPP	W/L
12/28/17	DETROIT YMCA	13-31	L
12/29/17	DETROIT	22-32	L
1/5/18	Grand Rapids YMCA	21-22	L
1/9/18	FT. CUSTER OFFICERS	16-27	L
1/11/18	Michigan	13-17	L
1/18/18	Hope	23-33	L
1/19/18	FT. CUSTER OFFICERS	24-20	W
1/25/18	St. John's (Toledo)	27-19	W
1/26/18	DETROIT YMCA	20-34	L
2/1/18	NOTRE DAME	27-12	W

## YEAR-BY-YEAR RESULTS

2/7/18	Notre Dame	23-25	L
2/8/18	Northwestern Univ.	16-19	L
2/15/18	<b>HOPE</b>	<b>35-10</b>	<b>W</b>
2/23/18	<b>OVERLIN</b>	<b>35-20</b>	<b>W</b>
3/2/18	<b>MICHIGAN</b>	<b>25-33</b>	<b>L</b>
3/9/18	<b>DETROIT YMCA</b>	<b>23-16</b>	<b>W</b>

### 1919

(9-9 Overall)

DATE	OPPONENT	MSU-OPP	W/L
1/3/19	Holland YMCA	15-21	L
1/4/19	Grand Rapids YMCA	19-17	W
1/8/19	<b>WESTERN MICHIGAN</b>	<b>19-18</b>	<b>W</b>
1/10/19	Detroit Rays	16-37	L
1/11/19	Oberlin	14-24	L
1/15/19	<b>KALAMAZOO</b>	<b>42-20</b>	<b>W</b>
1/17/19	Western Michigan	28-23	W
1/24/19	<b>FT. CUSTER OFFICERS</b>	<b>31-13</b>	<b>W</b>
1/30/19	Wabash	19-28	L
1/31/19	DePauw	18-17	W
2/1/19	<b>NOTRE DAME</b>	<b>32-28</b>	<b>W</b>
2/7/19	<b>WABASH</b>	<b>37-26</b>	<b>W</b>
2/8/19	Hope	18-21	L
2/12/19	<b>DEPAUW</b>	<b>12-21</b>	<b>L</b>
2/15/19	<b>MICHIGAN</b>	<b>17-19</b>	<b>L</b>
2/22/19	<b>NOTRE DAME</b>	<b>16-17</b>	<b>L</b>
2/28/19	Michigan	33-24	W
3/1/19	<b>HOPE</b>	<b>20-26</b>	<b>L</b>

### 1919-20

(21-15 Overall)

DATE	OPPONENT	MSU-OPP	W/L
12/19/19	Detroit A.C.	11-23	L
12/19/19	Ft. Custer Officers	53-3	W
12/20/19	DeVilbiss College	25-37	L
12/20/19	Muskegon YMCA	21-26	L
12/26/19	AC Spark Plug (Flint)	29-28	W
12/27/19	Holland YMCA	20-18	W
12/31/19	<b>CHICAGO</b>	<b>25-32</b>	<b>L</b>
1/2/20	<b>OVERLIN</b>	<b>36-8</b>	<b>W</b>
1/3/20	Detroit	29-30	L
1/7/20	<b>CENTRAL MICHIGAN</b>	<b>29-15</b>	<b>W</b>
1/9/20	Hope	16-21	L
1/10/20	Kalamazoo	39-21	W
1/16/20	<b>INDIANA</b>	<b>19-20</b>	<b>L</b>
1/21/20	<b>KALAMAZOO</b>	<b>34-15</b>	<b>W</b>
1/24/20	<b>NOTRE DAME</b>	<b>23-20</b>	<b>W</b>
1/28/20	<b>CHICAGO YMCA COLL.</b>	<b>33-20</b>	<b>W</b>
1/30/20	Michigan	23-13	W
2/6/20	<b>WABASH</b>	<b>29-27</b>	<b>W</b>
2/9/20	Notre Dame	23-30	L
2/11/20	Creighton	21-22	L
2/12/20	Creighton	18-15	W
2/13/20	Nebraska	28-43	L
2/14/20	Nebraska	20-29	L
2/18/20	<b>DEPAUW</b>	<b>21-33</b>	<b>L</b>
2/23/20	DePauw	18-31	L
2/24/20	Wabash	16-24	L
2/28/20	<b>MICHIGAN</b>	<b>34-27</b>	<b>W</b>
3/1/20	<b>CREIGHTON</b>	<b>31-24</b>	<b>W</b>
3/6/20	<b>HOPE</b>	<b>34-23</b>	<b>W</b>
3/20/20	Alpena Independent	22-11	W
3/21/20	Alger Co. Club	17-14	W
3/23/20	Northern Michigan	43-13	W
3/24/20	Ishpeming Amer. Leg.	24-37	L
3/25/20	Gwinn Club	66-12	W
3/26/20	Lk. Linden Amer. Leg.	60-24	W
3/27/20	Mich. Coll. of Mines	28-26	W

(Note: George Gauthier left after 29 games in 1919-20, posting a 15-14 record. Lyman Frimodig coached the final seven games of the season, going 6-1.)

## LYMAN FRIMODIG

1921-22 \* 30-22 (.577)

Lyman Frimodig was a successful athlete for the Aggies, becoming the only person in school history to earn 10 letters (football, baseball, basketball). A freshman coach under George Gauthier, Frimodig took over during the 1920 season when Gauthier left for another job. Frimodig arranged a seven-game trip to the Northern Peninsula, winning six games. He would also serve as head coach for the next two seasons. He remained active in the athletic department after his stint as basketball coach, serving Michigan State for 41 years as assistant athletic director and business manager. He was also known as the unofficial historian of Michigan State athletics, co-authoring *Spartan Saga: A History of Michigan State Athletics*. Frimodig died in 1972 at the age of 80.



### 1921

(13-8 Overall)

DATE	OPPONENT	MSU-OPP	W/L
1/8/21	CENTRAL MICHIGAN	26-21	W
1/11/21	<b>KALAMAZOO</b>	<b>30-18</b>	<b>W</b>
1/14/21	<b>HOPE</b>	<b>31-17</b>	<b>W</b>
1/15/21	<b>WESTERN MICHIGAN</b>	<b>22-16</b>	<b>W</b>
1/18/21	<b>MOUNT UNION</b>	<b>40-26</b>	<b>W</b>
1/21/21	DePauw	19-39	L
1/22/21	Notre Dame	23-36	L
1/25/21	Western Michigan	29-19	W
1/27/21	St. John's (Toledo)	20-21	L
1/28/21	Mount Union	30-28	W
1/29/21	Oberlin	21-23	L
2/1/21	<b>NOTRE DAME</b>	<b>37-25</b>	<b>W</b>
2/5/21	Michigan	24-37	L
2/7/21	<b>DEPAUW</b>	<b>23-26</b>	<b>L</b>
2/14/21	<b>MICHIGAN TECH</b>	<b>26-18</b>	<b>W</b>
2/19/21	<b>OVERLIN</b>	<b>29-37</b>	<b>L</b>
2/22/21	<b>MICHIGAN</b>	<b>10-17</b>	<b>L</b>
2/25/21	Hope	27-23	W
2/26/21	Grand Rapids J.C.	20-11	W
3/2/21	<b>BETHANY (WV)</b>	<b>41-18</b>	<b>W</b>
3/3/21	<b>CREIGHTON</b>	<b>27-20</b>	<b>W</b>

### 1921-22

(11-13 Overall)

DATE	OPPONENT	MSU-OPP	W/L
12/10/21	Wisconsin	13-27	L
12/29/21	<b>CARNEGIE INSTITUTE</b>	<b>38-17</b>	<b>W</b>
1/2/22	<b>ALBION</b>	<b>33-13</b>	<b>W</b>
1/3/22	<b>DETROIT SCH. OF LAW</b>	<b>56-3</b>	<b>W</b>
1/4/22	<b>ALMA</b>	<b>43-17</b>	<b>W</b>
1/6/22	Michigan	26-27	L
1/10/22	<b>WESTERN MICHIGAN</b>	<b>28-20</b>	<b>W</b>
1/14/22	<b>EASTERN MICHIGAN</b>	<b>28-22</b>	<b>W</b>
1/19/22	<b>VALPARAISO</b>	<b>30-21</b>	<b>W</b>
1/21/22	<b>KALAMAZOO</b>	<b>28-39</b>	<b>L</b>
1/25/22	<b>CENTRAL MICHIGAN</b>	<b>27-21</b>	<b>W</b>
1/28/22	Oberlin	25-26	L
1/29/22	Ohio Wesleyan	22-25	L
1/31/22	Notre Dame	22-31	L
2/3/22	Creighton	30-41	L

2/4/22	Creighton	21-25	L
2/6/22	Lombard	14-26	L
2/16/22	<b>NOTRE DAME</b>	<b>30-24</b>	<b>W</b>
2/17/22	<b>MARQUETTE</b>	<b>19-26</b>	<b>W</b>
2/22/22	<b>MICHIGAN</b>	<b>17-19</b>	<b>L</b>
2/24/22	<b>OHIO WESLEYAN</b>	<b>17-29</b>	<b>L</b>
2/27/22	<b>CREIGHTON</b>	<b>28-34</b>	<b>L</b>
3/3/22	<b>HOPE</b>	<b>29-28</b>	<b>W</b>
3/4/22	<b>CHICAGO YMCA COLL.</b>	<b>25-21</b>	<b>W</b>

## FRED WALKER

1922-24 \* 20-19 (.513)

Little is known about Fred Walker except that he continued the streak of basketball coaches with winning career records, compiling a two-year mark of 20-19.



### 1922-23

(10-9 Overall)

DATE	OPPONENT	MSU-OPP	W/L
12/9/22	<b>NOTRE DAME</b>	<b>15-40</b>	<b>L</b>
12/15/22	<b>WESTERN MICHIGAN</b>	<b>8-17</b>	<b>L</b>
12/22/22	<b>VALPARAISO</b>	<b>17-21</b>	<b>L</b>
12/30/22	<b>CARNEGIE INSTITUTE</b>	<b>37-29</b>	<b>W</b>
1/3/23	Michigan	11-33	L
1/6/23	<b>ST. IGNATIUS (CLEV.)</b>	<b>18-27</b>	<b>L</b>
1/11/23	<b>VICTORIA</b>	<b>33-10</b>	<b>W</b>
1/13/23	<b>EASTERN MICHIGAN</b>	<b>19-17</b>	<b>W</b>
1/20/23	<b>MICHIGAN</b>	<b>13-29</b>	<b>L</b>
1/27/23	<b>CENTRAL MICHIGAN</b>	<b>28-13</b>	<b>W</b>
1/30/23	<b>CHICAGO YMCA COLL.</b>	<b>23-19</b>	<b>W</b>
2/3/23	<b>KALAMAZOO</b>	<b>22-24</b>	<b>L</b>
2/9/23	<b>LAKE FOREST</b>	<b>26-18</b>	<b>W</b>
2/12/23	<b>ARMOUR INSTITUTE</b>	<b>27-22</b>	<b>W</b>
2/17/23	<b>ALMA</b>	<b>27-21</b>	<b>W</b>
2/21/23	<b>ST. MARY'S</b>	<b>43-15</b>	<b>W</b>
2/28/23	Notre Dame	22-21	W
3/2/23	St. Ignatius	17-38	L
3/3/23	Oberlin	16-23	L

### 1923-24

(10-10 Overall)

DATE	OPPONENT	MSU-OPP	W/L
12/15/23	<b>ADRIAN</b>	<b>25-12</b>	<b>W</b>
12/18/23	<b>ST. MARY'S</b>	<b>31-26</b>	<b>W</b>
12/22/23	Chicago	17-21	L
12/28/23	<b>DETROIT COLL. OF LAW</b>	<b>25-14</b>	<b>W</b>
1/3/24	<b>HOPE</b>	<b>22-7</b>	<b>W</b>
1/5/24	<b>UP. CANADA LAW SCH.</b>	<b>33-26</b>	<b>W</b>
1/7/24	<b>CARLETON</b>	<b>12-27</b>	<b>L</b>
1/11/24	Michigan	19-23	L
1/18/24	<b>JOHN CARROLL</b>	<b>24-17</b>	<b>W</b>
1/25/24	Notre Dame	18-35	L
1/28/24	Western Michigan	14-29	L
1/29/24	<b>CENTRAL MICHIGAN</b>	<b>21-20</b>	<b>W</b>
2/1/24	<b>LOMBARD</b>	<b>12-13</b>	<b>L</b>
2/6/24	<b>MICHIGAN</b>	<b>20-31</b>	<b>L</b>
2/12/24	<b>WESTERN MICHIGAN</b>	<b>16-25</b>	<b>L</b>
2/23/24	<b>DETROIT</b>	<b>31-17</b>	<b>W</b>
2/26/24	<b>ST. VIATOR</b>	<b>25-27</b>	<b>L</b>
2/29/24	<b>NOTRE DAME</b>	<b>21-23</b>	<b>L</b>
3/6/24	<b>VALPARAISO</b>	<b>22-12</b>	<b>W</b>
3/8/24	<b>LAKE FOREST</b>	<b>29-19</b>	<b>W</b>



## YEAR-BY-YEAR RESULTS

JOHN  
KOB'S

1924-26 \* 11-26 (.297)



John Kobs is well-known as a successful baseball coach for MSC, but he also coached the basketball and hockey squads during his 42-year tenure. The basketball coach for two seasons, he compiled a career record of 11-26. Before joining the Spartans, he was a star athlete at Hamline where he earned an astounding 13 varsity letters in four sports: football, baseball, basketball and track. The MSU baseball stadium was named in his honor in 1969. He passed away in 1968 at the age of 69.

## 1924-25

(6-13 Overall)

DATE	OPPONENT	MSU-OPP	W/L
12/10/24	ADRIAN	42-16	W
12/13/24	MICHIGAN	10-26	L
12/20/24	Chicago	29-15	W
12/22/24	Northwestern	17-26	L
1/10/25	ST. MARY'S	13-21	L
1/13/25	ST. VIATOR	18-23	L
1/16/25	Notre Dame	14-37	L
1/23/25	WESTERN MICHIGAN	20-21	L
1/30/25	Earlham	24-23	W
1/31/25	Franklin	14-36	L
2/3/25	HOPE	19-20	L
2/11/25	DETROIT	23-22	W
2/20/25	FRANKLIN	16-28	L
2/25/25	Western Michigan	15-29	L
2/28/25	OVERLIN	29-27	W
3/3/25	NOTRE DAME	10-42	L
3/6/25	John Carroll	14-30	L
3/7/25	Oberlin	16-25	L
3/14/25	MAC ALUMNI	43-19	W

## 1925-26

(5-13 Overall)

DATE	OPPONENT	MSU-OPP	W/L
12/8/25	OLIVET	36-13	W
12/12/25	ADRIAN	30-14	W
12/19/25	Chicago	28-21	W
12/21/25	Northwestern	13-42	L
1/1/26	MERCER (GA.)	33-37	L
1/9/26	ST. VIATOR	30-27	W
1/16/26	Michigan	15-38	L
1/22/26	Notre Dame	14-33	L
1/26/26	Detroit	10-16	L
1/30/26	EASTERN MICHIGAN	23-35	L
2/2/26	DETROIT	22-29	L
2/6/26	Western Michigan	25-30	L
2/11/26	MARQUETTE	25-29	L
2/13/26	EARLHAM	21-26	L
2/16/26	NOTRE DAME	25-40	L
2/19/26	CARNEGIE INSTITUTE	27-22	W
2/26/26	WESTERN MICHIGAN	15-38	L
3/6/26	MSC ALUMNI	38-40	L

BENJAMIN  
VanALSTYNE1926-49  
231-163 (.586)

Benjamin VanAlstyne holds many MSU coaching records, including longest tenure (22 years) and most winning seasons (17). He is third in career victories with 231. VanAlstyne was a graduate of Colgate, where he starred in football, baseball and basketball. He came to MSC in 1926 after five seasons at Ohio Wesleyan. VanAlstyne coached MSU's first All-American, Roger Grove, in 1930. Some of his greatest victories included a 27-26 victory over Michigan in 1930 at the dedication of Demonstration Hall, and a 66-50 upset over Kentucky in 1945 that was named "Coca-Cola Upset of the Week." His 47-45 loss to Kentucky in 1948 set the record for the largest crowd in Jenison Field House history. After he finished his coaching career at MSC, VanAlstyne continued as the MSC golf coach, where he was also very successful. He left MSU in 1961 and passed away in 1972 at the age of 72.

## 1926-27

(7-11 Overall)

DATE	OPPONENT	MSU-OPP	W/L
12/8/26	ADRIAN	33-29	W
12/11/26	Michigan	13-34	L
12/18/26	Chicago	24-33	L
12/20/26	Northwestern	22-34	L
1/8/27	MARQUETTE	35-32	W
1/12/27	ALBION	31-37	L
1/14/27	Butler	16-53	L
1/15/27	CONCORDIA	45-25	W
1/19/27	DETROIT	30-23	W
1/21/27	Lake Forest	39-30	W
1/22/27	Marquette	12-24	L
1/29/27	Notre Dame	15-36	L
1/31/27	BUTLER	23-29	L
2/9/27	HOPE	46-31	W
2/12/27	Detroit	27-30	L
2/18/27	PITTSBURGH	34-36	L
2/23/27	NOTRE DAME	22-34	L
2/25/27	MSC ALUMNI	36-24	W

## 1927-28

(11-4 Overall)

DATE	OPPONENT	MSU-OPP	W/L
12/7/27	ADRIAN	30-25	W
12/10/27	Michigan	23-43	L
1/3/28	OHIO NORTHERN	39-25	W
1/7/28	HILLSDALE	58-24	W
1/13/28	DETROIT	27-23	W
1/16/28	COE	35-25	W
1/20/28	Loyola (Chicago)	21-23	L
1/21/28	Marquette	18-21	L
1/28/28	Notre Dame	25-29	L
1/30/28	HOPE	36-21	W
2/3/28	NOTRE DAME	26-16	W
2/8/28	ALBION	52-20	W
2/11/28	KALAMAZOO	36-24	W
2/17/28	DETROIT	17-13	W
2/25/28	MARQUETTE	30-25	W

## 1928-29

(11-5 Overall)

DATE	OPPONENT	MSU-OPP	W/L
12/7/28	Michigan	31-24	W
12/14/28	HILLSDALE	47-15	W
1/2/29	PENN STATE	16-14	W
1/3/29	CORNELL	38-24	W
1/7/29	OHIO WESLEYAN	28-31	L
1/11/29	MARQUETTE	29-19	W
1/18/29	Detroit	27-13	W
1/23/29	Notre Dame	24-29	L
1/26/29	KALAMAZOO	30-22	W
2/1/29	Colgate	35-36	L
2/2/29	Syracuse	17-24	L
2/8/29	HOPE	51-18	W
2/15/29	DETROIT	40-15	W
2/22/29	NOTRE DAME	27-28	L
3/1/29	LAKE FOREST	49-16	W
3/4/29	Marquette	26-15	W

## 1929-30

(12-4 Overall)

DATE	OPPONENT	MSU-OPP	W/L
1/1/30	SYRACUSE	19-21	L
1/4/30	OHIO WESLEYAN	30-14	W
1/9/30	DETROIT	26-20	W
1/16/30	Bethany	27-36	L
1/17/30	Carnegie Institute	35-23	W
1/22/30	NOTRE DAME	28-21	W
1/25/30	Detroit	21-18	W
1/28/30	HOPE	55-16	W
1/31/30	MARQUETTE	24-17	W
2/7/30	KALAMAZOO	33-12	W
2/11/30	BETHANY	36-32	W
2/14/30	OVERLIN	24-10	W
2/15/30	MICHIGAN	27-26	W
2/18/30	Notre Dame	17-29	L
2/21/30	HILLSDALE	34-28	W
3/1/30	Marquette	14-21	L

## 1930-31

(16-1 Overall)

DATE	OPPONENT	MSU-OPP	W/L
12/5/30	CINCINNATI	22-8	W
12/13/30	Michigan	22-32	L
12/29/30	BRIGHAM YOUNG	29-28	W
1/1/31	OHIO WESLEYAN	25-17	W
1/9/31	MARQUETTE	19-16	W
1/13/31	XAVIER (OHIO)	32-19	W
1/16/31	Colgate	41-31	W
1/17/31	Colgate	50-30	W
1/23/31	KALAMAZOO	46-10	W
1/27/31	CENTRAL STATE	31-18	W
1/30/31	Western Reserve	25-24	W
1/31/31	Oberlin	33-22	W
2/6/31	ALMA	42-20	W
2/10/31	DETROIT	34-16	W
2/14/31	LOYOLA (CHICAGO)	24-16	W
2/21/31	Detroit	16-11	W
2/28/31	Marquette	24-21	W



## YEAR-BY-YEAR RESULTS

### 1931-32

(12-5 Overall)

DATE	OPPONENT	MSU-OPP	W/L
12/3/31	ALMA	39-12	W
12/12/31	Michigan	5-27	L
1/1/32	OHIO	29-15	W
1/2/32	CORNELL	29-26	W
1/8/32	WESTERN RESERVE	17-15	W
1/9/32	NOTRE DAME	25-28	L
1/15/32	XAVIER	22-20	W
1/19/32	DETROIT	22-13	W
1/29/32	COLGATE	30-21	W
1/30/32	COLGATE	29-28	W
2/6/32	KALAMAZOO	17-9	W
2/13/32	MICHIGAN	14-13	W
2/15/32	MARQUETTE	25-23	W
2/17/32	Detroit	35-34	W
2/20/32	Xavier	24-31	L
2/23/32	Notre Dame	20-28	L
2/25/32	Marquette	18-43	L

### 1932-33

(10-7 Overall)

DATE	OPPONENT	MSU-OPP	W/L
12/3/32	ALBION	31-29	W
12/10/32	Michigan	20-17	W
12/30/32	Wisconsin	16-26	L
1/3/33	SYRACUSE	23-16	W
1/9/33	NOTRE DAME	19-34	L
1/12/33	MARQUETTE	28-32	L
1/16/33	Buffalo	29-18	W
1/17/33	Colgate	40-26	W
1/21/33	OLIVET	35-13	W
1/27/33	XAVIER	19-16	W
1/28/33	MIEJI U. (JAPAN)	63-15	W
2/4/33	KALAMAZOO	29-12	W
2/11/33	MICHIGAN	16-28	L
2/15/33	DETROIT	30-28	W
2/18/33	Detroit	16-27	L
2/24/33	Notre Dame	25-30	L
2/25/33	Marquette	21-28	L

### 1933-34

(12-5 Overall)

DATE	OPPONENT	MSU-OPP	W/L
12/4/33	OLIVET	23-16	W
12/9/33	Michigan	26-25	W
1/2/34	MISSISSIPPI STATE	35-25	W
1/6/34	NOTRE DAME	33-34	L
1/12/34	Buffalo	37-30	W
1/13/34	Syracuse	21-27	L
1/18/34	MARQUETTE	24-26	W
1/22/34	EASTERN MICHIGAN	34-27	W
1/26/34	CENTRAL MICHIGAN	32-27	W
2/3/34	LOYOLA (CHICAGO)	36-15	W
2/5/34	Wisconsin	23-22	W
2/10/34	MICHIGAN	33-26	W
2/14/34	DETROIT	27-20	W
2/17/34	Detroit	28-22	W
2/21/34	Notre Dame	19-28	L
2/23/34	Marquette	16-40	L
2/24/34	Loyola (Chicago)	22-20	W

### 1934-35

(14-4 Overall)

DATE	OPPONENT	MSU-OPP	W/L
12/1/34	CENTRAL MICHIGAN	43-14	W
12/5/34	KALAMAZOO	30-25	W
12/15/34	Michigan	25-31	L
12/22/34	Northwestern	26-39	L
12/24/34	Loyola (Chicago)	26-19	W
12/27/34	STANFORD	25-18	W
12/31/34	Wisconsin	21-23	L
1/4/35	WAYNE STATE	31-17	W
1/8/35	EASTERN MICHIGAN	35-14	W
1/12/35	Western Reserve	34-33	W
1/17/35	MARQUETTE	30-29	W
1/21/35	HILLSDALE	45-24	W
1/24/35	Eastern Michigan	53-28	W
1/26/35	Wayne State	37-20	W
2/4/35	WESTERN RESERVE	36-17	W
2/9/35	MICHIGAN	30-28	W
2/13/35	KENTUCKY	32-26	W
2/18/35	Marquette	17-20	L

### 1935-36

(8-9 Overall)

DATE	OPPONENT	MSU-OPP	W/L
12/2/35	ALBION	36-28	W
12/6/35	Wisconsin	21-26	L
12/14/35	Michigan	24-35	L
12/21/35	Northwestern	25-29	L
12/30/35	WEST VIRGINIA	25-24	W
1/1/36	Syracuse	34-38	L
1/3/36	Temple	24-47	L
1/8/36	KALAMAZOO	32-14	W
1/10/36	LOYOLA (CHICAGO)	32-20	W
1/17/36	MARQUETTE	20-21	L
1/18/36	MARQUETTE	35-31	W
1/21/36	Kentucky	19-27	L
1/25/36	Eastern Michigan	37-24	W
1/29/36	EASTERN MICHIGAN	18-15	W
2/1/36	BUTLER	21-24	L
2/15/36	MICHIGAN	23-41	L
2/22/36	Marquette	29-28	W

### 1936-37

(5-12 Overall)

DATE	OPPONENT	MSU-OPP	W/L
12/9/36	ALBION	32-22	W
12/12/36	Michigan	21-34	L
1/2/37	Kentucky	21-28	L
1/6/37	KALAMAZOO	39-18	W
1/8/37	Case	34-38	L
1/9/37	Geneva	42-41	W
1/14/37	KENTUCKY	24-23	W
1/16/37	MARQUETTE	25-32	L
1/19/37	SYRACUSE	36-30	W
1/23/37	Northwestern	29-44	L
1/26/37	HAWAIIAN ALL-STARS	24-25	L
1/29/37	HOPE	21-25	L
2/6/37	Wisconsin	17-22	L
2/8/37	Butler	21-27	L
2/13/37	MICHIGAN	31-38	L
2/16/37	DEPAUL	21-23	L
2/20/37	Marquette	26-31	L

### 1937-38

(9-8 Overall)

DATE	OPPONENT	MSU-OPP	W/L
12/9/37	HOPE	51-27	W
12/11/37	Michigan	40-43	L
12/22/37	IOWA	52-37	W
12/30/37	MISSOURI	43-33	W
1/1/38	CASE	48-34	W
1/5/38	CALIFORNIA	29-31	L
1/8/38	KENTUCKY	43-38	W
1/11/38	HAWAIIAN ALL-STARS	55-31	W
1/14/38	Buffalo	65-35	W
1/15/38	Syracuse	46-59	L
1/22/38	MARQUETTE	24-41	L
1/28/38	BUTLER	21-15	W
2/5/38	Wisconsin	27-30	L
2/7/38	Kentucky	27-44	L
2/12/38	MICHIGAN	41-35	W
2/19/38	Marquette	26-40	L
2/21/38	Notre Dame	32-48	L

### 1938-39

(9-8 Overall)

DATE	OPPONENT	MSU-OPP	W/L
12/7/38	KALAMAZOO	36-26	W
12/10/38	Michigan	34-41	L
12/17/38	OBERLIN	58-23	W
12/28/38	PENN STATE	35-21	W
12/31/38	INDIANA	33-37	L
1/2/39	Loyola (Chicago)	44-46	L
1/7/39	CENTRAL MICHIGAN	29-24	W
1/14/39	WESTERN RESERVE	36-21	W
1/21/39	Butler	33-34	L
1/23/39	Tennessee	35-31	W
1/28/39	BUTLER	39-29	W
2/4/39	Wisconsin	37-39	L
2/11/39	MICHIGAN	25-30	L
2/13/39	MARQUETTE	35-29	W
2/15/39	TEMPLE	29-25	W
2/20/39	Marquette	36-38	L
2/24/39	WAYNE STATE	33-40	L

### 1939-40

(14-6 Overall)

DATE	OPPONENT	MSU-OPP	W/L
12/4/39	KALAMAZOO	42-22	W
12/9/39	Michigan	27-33	L
12/16/39	WASHINGTON STATE	52-44	W
12/18/39	Creighton	32-30	W
12/19/39	Creighton	38-21	W
12/22/39	California	37-41	L
12/27/39	Oregon State	33-38	L
12/28/39	Oregon State	36-26	W
1/1/40	Loyola (Chicago)	30-22	W
1/6/40	*TENNESSEE	29-20	W
1/8/40	SYRACUSE	31-29	W
1/15/40	MARQUETTE	48-19	W
1/20/40	MICHIGAN	27-32	L
1/26/40	Long Island	25-34	L
1/27/40	Temple	40-42	L
1/29/40	Baltimore	39-28	W
2/3/40	WISCONSIN	48-41	W
2/14/40	WAYNE STATE	46-29	W
2/24/40	Marquette	21-17	W
3/1/40	TEMPLE	44-28	W

\* First game played at Jenison Field House





## YEAR-BY-YEAR RESULTS

## 1940-41

(11-6 Overall)

DATE	OPPONENT	MSU-OPP	W/L
12/2/40	KALAMAZOO	48-29	W
12/7/40	Michigan	14-42	L
12/21/40	OHIO STATE	46-38	W
12/23/40	IOWA	34-40	L
12/30/40	CREIGHTON	29-37	L
12/31/40	CREIGHTON	34-29	W
1/4/41	Long Island	31-26	W
1/6/41	Temple	37-35	W
1/10/41	MARQUETTE	25-18	W
1/13/41	TEMPLE	23-22	W
1/18/41	WEST VIRGINIA	44-35	W
1/25/41	Notre Dame	39-46	L
2/8/41	WEST VIRGINIA	31-40	L
2/12/41	MICHIGAN	35-32	W
2/19/41	LONG ISLAND	23-24	L
2/22/41	Marquette	37-36	W
3/1/41	NOTRE DAME	44-35	W

## 1941-42

(15-6 Overall)

DATE	OPPONENT	MSU-OPP	W/L
12/2/41	FT. CUSTER OFFICERS	50-29	W
12/8/41	CENTRAL MICHIGAN	29-23	W
12/13/41	Michigan	20-37	L
12/20/41	SOUTH CAROLINA	41-29	W
12/24/41	HARVARD	39-28	W
12/27/41	Syracuse	33-31	W
12/29/41	Rochester	27-28	L
1/2/42	WASHINGTON	42-45	L
1/6/42	GREAT LAKES N.T.S.	33-31	W
1/10/42	WESTERN RESERVE	51-22	W
1/16/42	MARQUETTE	51-40	W
1/22/42	CINCINNATI	37-30	W
1/24/42	NOTRE DAME	49-52	L
1/26/42	BUTLER	40-39	W
1/31/42	Detroit	32-28	W
2/6/42	Cincinnati	36-30	W
2/7/42	Butler	36-38	L
2/11/42	MICHIGAN	57-34	W
2/16/42	DETROIT	37-39	L
2/21/42	Marquette	47-45	W
2/28/42	NOTRE DAME	46-43	W

## 1942-43

(2-14 Overall)

DATE	OPPONENT	MSU-OPP	W/L
12/7/42	Michigan	31-36	L
12/29/42	OREGON STATE	29-33	L
1/1/43	HARVARD	28-31	L
1/4/43	MICHIGAN	26-29	L
1/9/43	Great Lakes N.T.S.	34-38	L
1/11/43	Marquette	32-41	L
1/13/43	Minnesota	32-46	L
1/19/43	DEARBORN N.T.S.	55-24	W
1/23/43	DePaul	37-45	L
1/29/43	CAMP GRANT	31-39	L
2/4/43	ROMULUS A. A. B.	69-27	W
2/6/43	Notre Dame	34-45	L
2/11/43	GREAT LAKES N.T.S.	39-56	L
2/15/43	MARQUETTE	36-47	L
2/20/43	Camp Grant	31-43	L
2/27/43	NOTRE DAME	42-45	L

## 1942-43 Roster

#	Name (Ht., Pos.)	PPG*
3	Daniel Pjesky (5-11, G)	
4	Fred Stone (6-6, C)	
5	Carl Petroski (6-0, C)	
6	Oliver White (6-1, F)	
7	William Krall (6-7, C)	
8	Roy Deihl (5-9, F)	
9	Nicholas Hashu (6-0, G)	
10	Albert Peppler (5-11, C)	
11	Floyd May (6-0, F)	
12	Jack Gale (5-10, F/G)	
14	Billy Jo Hanson (6-0, G)	
15	Roy Crissey (6-1, F)	
16	John Cawood (6-3, F)	
17	Dave Phillips (5-11, G)	
18	Eugene Strang (6-1, G)	
19	James Jacobs (6-0, F)	
20	James Fry (G/F)	
21	Richard Holloway (5-10, G)	
22	Alvin Schmidt (6-0, G)	
24	Chet Aubuchon (5-9, G)	
25	Clayton Kowalk (5-11, F/G)	
26	George Weber (5-11, F)	

\* Stats not available

## 1943-44

Season suspended because of World War II

## 1944-45

(9-7 Overall)

DATE	OPPONENT	MSU-OPP	W/L
12/2/44	DRAKE	44-36	W
12/9/44	Ohio State	31-58	L
12/28/44	OHIO STATE	31-67	L
12/30/44	Iowa	29-66	L
1/6/45	CINCINNATI	37-39	L
1/8/45	Albion	72-36	W
1/12/45	Cincinnati	50-54	L
1/13/45	Kentucky	35-66	L
1/18/45	Eastern Michigan	75-31	W
1/20/45	WAYNE STATE	47-38	W
1/22/45	ALBION	58-38	W
1/27/45	*Temple	47-64	L
2/5/45	KENTUCKY	66-50	W
2/14/45	DETROIT	53-29	W
2/19/45	KALAMAZOO	81-26	W
2/24/45	Detroit	62-38	W

\* at Buffalo, N.Y.

## 1944-45 Roster

#	Name (Ht., Year., Pos.)	PPG
3	Joe Beyer (5-10, Fr., G)	5.4
4	Charles Frankel (6-3, Fr., C)	4.0
5	Richard Young (6-1, Fr., F)	0.8
6	Sam Fortino (6-2, Jr., F)	11.9
7	Jack Breslin (6-0, Jr., G)	2.4
8	Paul Bauman (5-10, Fr., F/G)	3.1
9	Nicholas Hashu (6-1, Jr., G)	4.5
10	Robert O'Leary (6-0, Fr., F)	1.5
11	Jacob Milliken (5-11, Fr., F)	--
12	Earl Morrison (5-8, Fr., G)	--
14	LeRoy Gunderson (6-3, So., C)	1.0
15	James Currier (6-2, Fr., C)	--
16	John Burdick (6-1, Fr., F)	0.5
17	Richard Massuch (6-1, Fr., G)	0.0
18	Richard Johnson (5-7, Fr., F)	--
19	David Schmidt (6-2, So., F/C)	--
20	James Pruett (5-11, So., G)	--
21	William Rapchak (6-1, Fr., F/C)	11.8
22	William Krall (6-7, Jr., C)	3.7

## 1945-46

(12-9 Overall)

DATE	OPPONENT	MSU-OPP	W/L
12/1/45	Michigan	39-47	L
12/5/45	GREAT LAKES N.T.S.	49-53	L
12/24/45	MINNESOTA	50-48	W
12/27/45	Ohio State	42-62	L
1/2/46	SYRACUSE	76-48	W
1/5/46	CINCINNATI	69-38	W
1/7/46	MICHIGAN	49-36	W
1/12/46	KENTUCKY	44-55	L
1/15/46	Wayne State	43-37	L
1/18/46	DePaul	52-58	L
1/23/46	DETROIT	40-38	W
1/31/46	Notre Dame	57-62	L
2/2/46	Kentucky	51-59	L
2/4/46	Cincinnati	69-39	W
2/7/46	WAYNE STATE	46-45	W
2/9/46	DETROIT	58-46	W
2/11/46	Great Lakes N.T.S.	58-59	L
2/16/46	OHIO STATE	64-41	W
2/20/46	NOTRE DAME	54-56	L
2/23/46	Wisconsin	59-48	W
3/1/46	WISCONSIN	56-52	W

## 1945-46 Roster

#	Name (Ht., Year., Pos.)	PPG*
3	Joe Beyer (5-10, So., G)	
5	Dudley Jones (6-1, Jr., G/F)	
6	Sam Fortino (6-2, Sr., F)	
7	John Granack (5-11, Fr., F)	
8	Oliver White (6-0, Sr., G/F)	
9	Keith Krause (6-0, So., F)	
10	Albert Peppler (5-11, Jr., G)	
11	Dan Pjesky (5-11, Jr., G)	
12	Joe Krakora (6-1, Fr., G)	
14	Warren Huey (6-0, Fr., F)	
15	Don Waldron (5-11, Fr., G)	
16	Donald Joyce (6-1, Fr., G)	
17	Robin Roberts (6-0, Fr., F)	
18	Roy Schwochow (6-3, Fr., C)	
19	George Francke (6-4, Fr., C)	
20	Matthew Mazza (6-2, Fr., C)	
21	John Cawood (6-4, Fr., C)	
22	Bill Krall (6-8, Sr., C)	

\* Stats not available

## 1946-47

(11-10 Overall)

DATE	OPPONENT	MSU-OPP	W/L
12/7/46	Michigan	29-51	L
12/20/46	STANFORD	57-45	W
12/28/46	Wayne State	52-25	W
12/31/46	Syracuse	61-57	OT W
1/2/47	ARIZONA	43-45	L
1/4/47	GEORGIA TECH	62-52	W
1/6/47	MARQUETTE	53-51	W
1/11/47	Detroit	52-44	W
1/14/47	NOTRE DAME	56-74	L
1/18/47	Minnesota	59-73	L
1/20/47	WISCONSIN	48-58	L
1/25/47	DePaul	45-52	L
1/27/47	Kentucky	36-86	L
2/1/47	WAYNE STATE	49-36	W
2/3/47	Marquette	56-55	W
2/8/47	Notre Dame	54-70	L
2/11/47	VIRGINIA	51-46	W
2/15/47	OHIO STATE	46-58	L
2/19/47	DETROIT	55-48	W
2/22/47	BOSTON COLLEGE	70-49	W
3/1/47	MICHIGAN	47-59	L



## YEAR-BY-YEAR RESULTS

1946-47 Roster		
#	Name (Ht., Year., Pos.)	PPG
3	Robert Carpenter (5-11, So., F)	0.5
4	Robert Stevens (5-11, So., F)	3.0
5	Hugh Dawson (5-11, Fr., G)	1.2
6	Clayton Kowalk (5-11, Jr., G)	1.3
7	Albert Pepler (5-11, Jr., G)	2.2
8	Oliver White (6-0, Sr., G/F)	8.4
9	Robert Robbins (6-2, Fr., F)	3.5
10	John Granack (5-11, So., F)	0.6
11	Robin Roberts (6-0, So., F)	9.0
12	John Cawood (6-4, So. C)	6.4
14	Joe Barta (6-0, Fr., G)	0.0
15	Don Waldron (5-11, So. G)	5.1
16	Lynn Chandnois (6-2, Fr., F)	1.4
18	Robert Geahan (6-1, So., F)	11.2
19	Jack Wulf (6-8, So., F)	2.4
20	Matthew Mazza (6-2, So., G)	1.6
21	David Lumsden (6-5, Jr., C)	3.8
22	Fred Stone (6-6, Sr., C)	2.0
	W. Bevis Fraser (6-2, So., G)	0.0
	Richard Olson (6-1, So., C)	0.0
	Harold DeVoll (6-4, So., C)	0.0

## 1947-48

(12-10 Overall)				
DATE	OPPONENT	MSU-OPP	W/L	
12/18/47	MICHIGAN	43-38	W	
12/20/47	Purdue	48-50	L	
12/23/47	INDIANA	64-60	W	
12/27/47	Wayne State	57-55	W	
12/29/47	HARVARD	53-47	ot W	
1/3/48	Wash. (St. Louis)	46-45	W	
1/5/48	Missouri	44-46	L	
1/10/48	KENTUCKY	45-47	L	
1/13/48	MARQUETTE	57-54	W	
1/17/48	Western Reserve	65-57	W	
1/20/48	Detroit	52-34	W	
1/24/48	DePaul	42-52	L	
1/26/48	DETROIT	66-31	W	
1/31/48	Minnesota	63-69	L	
2/3/48	DEPAUL	49-63	L	
2/9/48	Wisconsin	39-51	L	
2/14/48	Marquette	53-48	W	
2/17/48	NOTRE DAME	44-51	L	
2/21/48	OHIO STATE	50-72	L	
2/24/48	Notre Dame	54-50	W	
2/28/48	WAYNE STATE	63-49	W	
3/6/48	Michigan	28-69	L	

### 1947-48 Roster

#	Name (Ht., Year., Pos.)	PPG
3	Robert Geahan (6-1, Jr., F)	7.5
4	Matthew Mazza (6-2, Jr., G)	--
5	Hugh Dawson (5-11, So., G)	3.9
6	Don Waldron (5-11, Jr., G)	4.5
7	Robert Brannum (6-5, Jr., C)	15.6
8	Jack Wulf (6-8, So., C)	2.8
9	Robert Robbins (6-2, So., F)	5.9
10	Stanley Petela (6-1, So., G)	1.8
11	Robert Carpenter (5-11, Jr., F)	0.0
12	Robert Stevens (5-11, Jr., F)	1.8
14	William Rapchak (6-1, So., F)	6.4
15	Joe Barta (6-0, So., G)	--
16	Leon Hess (6-3, So., G)	2.1
18	Frank McNaughton (6-2, So., F)	0.8
19	Fred Jackson (6-1, So., C)	--
20	Donn Joyce (6-1, Jr., G)	--
	David Lumsden (6-5, Jr., C)	--
	Ben Sierra (6-0, So., G)	--
	Lynn Chandnois (6-2, So., F)	1.0

## 1948-49

### (9-12 Overall)

DATE	OPPONENT	MSU-OPP	W/L
11/27/48	ALMA	46-33	W
11/27/48	HILLSDALE	53-43	W
12/4/48	Michigan	33-66	L
12/6/48	Indiana	36-48	L
12/18/48	IOWA	49-43	W
12/20/48	CORNELL	45-56	L
12/29/48	MISSISSIPPI STATE	74-28	W
1/7/49	MARQUETTE	48-68	L
1/10/49	DETROIT	66-49	W
1/14/49	WESTERN RESERVE	44-43	W
1/17/49	Detroit	34-35	L
1/22/49	Wayne State	37-35	2ot W
1/27/49	WAYNE STATE	63-48	W
1/31/49	MICHIGAN	38-49	L
2/3/49	Notre Dame	47-63	L
2/5/49	Marquette	42-59	L
2/12/49	PURDUE	48-66	L
2/19/49	VIRGINIA	62-43	W
2/21/49	MINNESOTA (-/6)	47-57	L
2/23/49	NOTRE DAME	41-43	L
2/28/49	Ohio State (-/18)	51-70	L

### 1948-49 Roster

#	Name (Ht., Year., Pos.)	PPG
3	Robert Geahan (6-1, Sr., F)	5.2
4	Albert Cummins (5-10, Jr., G)	--
5	Hugh Dawson (6-0, Jr., G)	2.5
6	William Rapchak (6-1, Jr., F)	10.5
7	John Granack (6-0, Jr., F)	6.7
8	Robert Stevens (5-11, Sr., F)	1.6
9	Robert Robbins (6-2, Jr., G)	3.7
10	Jay Cochran (6-2, So., F)	--
11	James Snodgrass (6-1, So., G)	7.3
12	Robert Kane (6-0, So., F)	--
14	Ray Steffen (6-4, So., C)	5.2
15	Jack Wulf (6-8, Sr., C)	6.0
16	Jack Finn (6-4, Jr., C)	--
17	Leon Hess (6-2, Jr., C)	--
18	David Lumsden (6-4, Jr., C)	--
19	Donn Joyce (6-0, Sr., G)	0.6
20	Stanley Petela (6-0, Jr., F)	--
22	Paul Jordan (6-0, Jr., G)	--
21	Robert McManus (6-4, So., C)	0.4

## ALTON

### KIRCHER

1949-50 \* 4-18 (1.82)



Alton Kircher took over as head coach for Ben VanAlstyne after six seasons as an assistant. He coached for only one season, posting a 4-18 mark. Kircher was one of MSC's starting all-around athletes, serving as the greatest quarterback on the football team, captain of the basketball team and playing on the baseball team. He would later coach at Washington State.

## 1949-50

### (4-18 Overall)

DATE	OPPONENT	MSU-OPP	W/L
12/3/49	MICHIGAN	49-52	L
12/5/49	Iowa	53-73	L
12/10/49	INDIANA	58-73	L
12/17/49	MISSOURI	54-73	L
12/22/49	GEORGIA TECH	60-68	L
12/23/49	Northwestern	46-68	L
12/28/49	*HARVARD	57-68	L
12/29/49	*CORNELL	61-54	W
1/2/50	Indiana	50-60	L
1/7/50	NOTRE DAME	65-76	L
1/9/50	Detroit	55-66	L
1/13/50	MARQUETTE	81-64	W
1/18/50	Notre Dame	65-71	L
1/23/50	MINNESOTA (-/16)	56-73	L
1/28/50	WESTERN RESERVE	54-57	L
2/4/50	Purdue	53-69	L
2/6/50	WISCONSIN (-/17)	47-66	L
2/11/50	Ohio State (-/4)	43-87	L
2/14/50	DETROIT	57-54	W
2/17/50	WAYNE STATE	68-44	W
2/20/50	Michigan	53-70	L
2/25/50	Marquette	58-75	L

### \* Holiday Tournament (East Lansing)

### 1949-50 Roster

#	Name (Ht., Year., Pos.)	PPG
	William Bower (5-11, So., F)	2.3
	Robert Carey (6-5, So., C)	--
	William Carey (6-1, So., G)	8.8
	Albert Cummins (5-10, Sr., F)	--
	Hugh Dawson (6-0, Sr., F)	--
	Victor DeRose (6-0, So., F)	--
	William Eckstrom (6-2, So., G)	--
	John Finn (6-4, Sr., C)	--
	Victor Hahn (6-2, Jr., F)	--
	Leon Hess (6-2, Sr., G)	--
	Gerald Holstein (6-4, So., C)	--
	Robert McManus (6-3, Jr., G)	--
	Clarence Means (5-11, So., F)	1.4
	John Moore (6-7, So., C)	--
	Robert Nagel (6-2, So., G)	--
	Robert Price (6-3, So., G)	--
	William Rapchak (6-1, Sr., F)	7.4
	Robert Robbins (6-3, Sr., G)	--
	Daniel Smith (6-0, So., F)	9.4
	James Snodgrass (6-1, Jr., G)	9.3
	Gordon Stauffer (6-0, So., G)	5.3
	Ray Steffen (6-4, Jr., C)	3.8



## YEAR-BY-YEAR RESULTS

PETE

NEWELL



1950-54 \* 45-42 (15/7)

Pete Newell took over in 1950 with the challenge of leading the Spartans into the Big Ten. In Newell's first season, he led the Spartans to a victory in their first Big Ten game, a 67-62 win over Northwestern. Newell came to MSC from San Francisco where he led his 1949 squad to an NIT title. His 1951-52 MSC squad was the first ranked Spartan team and also registered a win over No. 14 Notre Dame, the first win over a ranked opponent in school history. One of his biggest wins was a 1952 defeat of No.2-ranked Kansas State. After four seasons, Newell left to coach the University of California, where he won a national title in 1959. He led a group of college all-stars to the gold medal in the 1960 Rome Olympics, becoming the first coach to win NIT, NCAA and Olympic Championships. In 1979 he was inducted into the Basketball Hall of Fame. He passed away in 2008 at the age of 93.

## 1950-51

(10-11 Overall; 5-9 - 7th Big Ten)

DATE	OPPONENT	MSU-OPP	W/L
12/2/50	Wayne State	51-50	W
12/5/50	DETROIT	45-31	W
12/19/50	MARQUETTE	74-42	W
12/29/50	*PENN STATE	51-44	W
12/30/50	*PRINCETON	46-52	L
1/6/51	#Northwestern	67-62	W
1/8/51	WISCONSIN	52-53	L
1/13/51	INDIANA	37-47	L
1/15/51	Iowa	42-46	L
1/20/51	Michigan	49-36	W
1/25/51	NOTRE DAME	60-43	W
1/27/51	Ohio State	49-58	L
1/29/51	Purdue	55-59	ot L
2/5/51	MINNESOTA	50-44	W
2/12/51	NORTHWESTERN	52-48	W
2/17/51	MICHIGAN	43-32	W
2/19/51	Notre Dame	46-56	L
2/24/51	Wisconsin	29-35	L
2/26/51	Minnesota	39-56	L
3/3/51	IOWA	52-65	L
3/5/51	ILLINOIS (-/6)	43-49	L

\* Holiday Tournament (East Lansing)

# First Big Ten game for MSU

## 1950-51 Roster

#	Name (Ht., Year., Pos.)	PPG
3	Sonny Means (5-11, Jr., G.)	4.6
4	William Bower (5-11, Jr., F)	7.0
5	Erik Furseth (6-3, So., F)	1.8
6	Robert Johnson (6-2, So., F)	0.8
7	Thomas McAuliffe (6-0, Jr., G)	2.4
8	Robert Carey (6-5, Jr., C)	8.3
10	Gene Rhodes (5-11, Fr., G)	2.0
11	James Snodgrass (6-1, Sr., G)	4.8
12	William Eckstrom (6-3, Jr., F)	2.6
13	William Carey (6-1, Jr., F)	1.7
14	Raymond Steffen (6-5, Sr., C)	8.9
15	John Moore (6-7, So., C)	0.7
17	Leif Carlson (6-2, Jr., F)	4.5
18	Gordon Stauffer (6-0, Jr., G)	5.9

## 1951-52

(13-9 Overall; 6-8 - T-5th Big Ten)

DATE	OPPONENT	MSU-OPP	W/L
12/1/51	WAYNE STATE	52-43	W
12/13/51	DENVER	50-48	W
12/15/51	Marquette	53-47	W
12/18/51	Detroit	52-47	W
12/28/51	*DARTMOUTH	47-42	W
12/29/51	*PRINCETON	52-46	W
1/2/52	Notre Dame (20/14)	66-52	W
1/5/52	IOWA (20/-)	60-61	L
1/7/52	N'WESTERN (20/-)	82-49	W
1/12/52	Minnesota (19/-)	49-55	L
1/15/52	NOTRE DAME	48-56	L
1/19/52	Michigan	36-50	L
1/21/52	WISCONSIN	50-39	W
1/26/52	PURDUE	56-47	W
2/2/52	Northwestern	76-86	L
2/9/52	OHIO STATE	70-52	W
2/11/52	Illinois	62-84	L
2/16/52	Wisconsin	57-55	W
2/18/52	MINNESOTA	58-60	L
2/25/52	Iowa	52-64	L
3/1/52	MICHIGAN	80-59	W
3/3/52	Indiana	67-70	L

\* Holiday Tournament (East Lansing)

## 1951-52 Roster

#	Name (Ht., Year., Pos.)	PPG
3	Sonny Means (5-11, Sr., G.)	5.2
4	William Bower (5-11, Sr., F)	9.4
5	Erik Furseth (6-3, Jr., F)	2.6
6	Robert Johnson (6-2, Jr., F)	---
7	Rickey Ayala (5-5, So., G)	4.0
8	Robert Carey (6-5, Sr., C/F)	9.3
9	Richard Wesling (5-10, So., G)	1.5
10	Gene Rhodes (5-11, Jr., G)	0.0
11	James Schlatter (5-10, So., G)	0.9
12	William Eckstrom (6-3, Sr., F)	1.2
13	DeNeal Hartman (6-3, So., C/F)	4.7
14	Keith Stackhouse (6-2, So., C)	11.8
15	Hugh MacMaster (6-6, So., C)	1.7
16	Paul Hinkin (6-4, So., C/F)	2.0
17	Leif Carlson (6-2, Sr., F)	3.3
18	Gordon Stauffer (6-0, Sr., G)	9.6

## 1952-53

(13-9 Overall; 11-7 - T-3rd Big Ten)

DATE	OPPONENT	MSU-OPP	W/L
12/6/52	MARQUETTE	62-51	W
12/19/52	*UCLA (-/12)	55-60	L
12/20/52	*KANSAS STATE (-/2)	80-63	W
12/27/52	Northwestern	52-47	W
12/30/52	Minnesota (-/9)	47-64	L
1/3/53	OHIO STATE	68-57	W
1/5/53	INDIANA (-/12)	62-69	W
1/10/53	IOWA	68-61	W
1/17/53	Michigan	66-64	W
1/19/53	ILLINOIS (-/4)	64-76	L
1/24/53	NORTHWESTERN	76-63	W
1/31/53	MINNESOTA	64-60	W
2/7/53	Ohio State	62-73	L
2/9/53	Iowa	60-48	W
2/14/53	Indiana (-/2)	50-65	L
2/16/53	Notre Dame	64-72	L
2/21/53	PURDUE	68-57	W
2/23/53	WISCONSIN	53-45	W
2/28/53	Purdue	77-72	W
3/2/53	Illinois (-/10)	53-66	L
3/7/53	MICHIGAN	55-52	W
3/9/53	Wisconsin	51-58	L

\* Holiday Tournament (East Lansing)

## 1952-53 Roster

#	Name (Ht., Year., Pos.)	PPG
3	Robert Devenny (5-10, So., G)	4.3
4	Melvin Pine (5-11, So., G)	---
5	Erik Furseth (6-3, Sr., F)	2.4
6	Robert Johnson (6-1, Sr., F)	0.8
7	Rickey Ayala (5-5, Jr., G)	5.0
9	Richard Wesling (5-10, So., G)	6.6
10	Gene Rhodes (5-11, Sr., G)	1.5
11	James Schlatter (5-11, Jr., G)	4.4
12	Robert Armstrong (6-8, So., C)	10.4
13	Paul Hinkin (6-4, Jr., C/F)	0.4
14	Keith Stackhouse (6-1, Jr., F)	12.4
15	Robert McCullough (6-7, So., C)	0.8
17	Donald Butcher (6-2, So., F)	---
18	Donald Corbitt (5-11, So., G)	0.0
19	DeNeal Hartman (6-4, Jr., C/F)	3.3
20	James Harris (6-3, So., F)	0.4
22	Al Ferrari (6-2, So., F)	16.0

## 1953-54

(9-13 Overall; 4-10 - 8th Big Ten)

DATE	OPPONENT	MSU-OPP	W/L
12/5/53	CREGTON	88-51	W
12/17/53	MARQUETTE	65-60	W
12/19/53	USC	81-63	W
12/22/53	PITTSBURGH	83-51	W
12/30/53	USC	73-75	L
12/31/53	UCLA (-/14)	57-67	L
1/4/54	Iowa	63-73	L
1/5/54	Kansas State	78-63	W
1/9/54	ILLINOIS (-/15)	60-59	W
1/16/54	Michigan	62-64	L
1/18/54	WISCONSIN	53-57	W
1/23/54	OHIO STATE	83-76	L
1/30/54	Minnesota (-/8)	71-79	L
2/1/54	NORTHWESTERN	65-62	W
2/6/54	Indiana (-/3)	74-79	L
2/9/54	NOTRE DAME	71-74	L
2/13/54	Purdue	50-64	L
2/20/54	INDIANA (-/3)	61-63	L
2/22/54	Northwestern	71-80	L
2/27/54	IOWA (-/20)	48-60	L
3/1/54	Wisconsin	56-79	L
3/6/54	MICHIGAN	76-61	W

## 1953-54 Roster

#	Name (Ht., Year., Pos.)	PPG
3	Robert Devenny (5-11, Jr., G)	6.2
4	Harry Koustik (5-8, So., G)	0.0
5	James Raymond (6-11, So., G)	0.6
6	David Raspler (6-0, So., G)	---
7	Rickey Ayala (5-5, Sr., G)	---
9	Donald Corbitt (5-11, Jr., G)	1.2
10	William Hillemeier (6-5, So., F)	---
11	James Schlatter (5-11, Sr., G)	2.9
12	Robert Armstrong (6-8, Jr., C)	9.1
13	Paul Hinkin (6-4, Sr., G)	0.8
14	Keith Stackhouse (6-1, Sr., G)	5.3
15	Robert McCullough (6-8, Jr., C)	---
16	Duane Peterson (6-7, So., C)	4.6
17	Daniel Morrissey (6-3, So., C/F)	---
18	Julius McCoy (6-2, So., F)	18.6
19	DeNeal Hartman (6-4, Sr., F)	4.0
20	James Harris (6-3, Jr., F)	1.5
21	Duane Olson (6-5, So., F)	1.2
22	Al Ferrari (6-2, Jr., F)	14.4



## YEAR-BY-YEAR RESULTS

### FORREST ANDERSON



1954-65 \* 125-124 (.502)

Forrest Anderson led MSU to its first two Big Ten titles in 1956-57 and 1958-59. Anderson starred at Stanford, earning a spot in the school's Hall of Fame. He coached at Drake and Bradley before coming to MSC. From 1954-59, he led the Spartans to a record of 77-38, 46-24 in the Big Ten, including two conference championships, led by stars like Julius McCoy, Johnny Green, Jack Quiggle, and Horace Walker. In 1957, he led MSU to its first Final Four appearance, beating powerhouse Kentucky along the way. Two years later, he led the Spartans to the Midwest Regional Finals. His 1963-64 squad set school records for highest scoring average, most 100-point games and second-highest scoring game, a 118-100 victory over Oklahoma. When Anderson's stint at MSU came to an end in 1965, he became a scout in the NBA. Anderson holds the distinction of being the first coach in NCAA history to take two different teams to the Final Four.

### 1954-55

(13-9 Overall; 8-5 - 4th Big Ten)

DATE	OPPONENT	MSU-OPP	W/L
12/1/54	MARQUETTE	91-72	W
12/4/54	DETROIT	78-84	L
12/17/54	Princeton	79-67	W
12/18/54	Pennsylvania	67-73	L
12/22/54	DEPAUL	75-76	L
12/30/54	PENN STATE	85-74	W
1/3/55	Ohio State (-20)	76-83	L
1/8/55	WISCONSIN	94-77	W
1/10/55	Iowa (-14)	81-94	L
1/15/55	MICHIGAN	84-82	W
1/17/55	Indiana	79-88	L
1/22/55	MINNESOTA (-14)	87-75	W
1/29/55	DePaul	88-72	W
1/31/55	PURDUE	79-72	W
2/5/55	Wisconsin	73-70	W
2/7/55	Notre Dame	93-79	W
2/12/55	Northwestern	54-56	L
2/14/55	Illinois (-10)	72-90	L
2/19/55	IOWA (-15)	69-78	L
2/21/55	NORTHWESTERN	71-69	W
2/28/55	INDIANA	93-77	W
3/5/55	Michigan	83-88	W

1954-55 Roster

#	Name (Ht., Year., Pos.)	PPG
10	Robert Devenny (5-11, Sr., G)	10.7
11	Harry Lux (5-10, Jr., G)	0.8
12	Duane Franskoviak (5-11, Jr., G)	0.3
13	David Raspler (6-0, Jr., G)	0.0
14	Jim Raymond (5-11, Jr., G)	2.4
15	Julius McCoy (6-2, Jr., F)	16.7
20	Robert Armstrong (6-8, Sr., C)	8.3
21	Duane Olson (6-5, Jr., F)	0.8
22	Al Ferrari (6-2, Sr., F)	20.1
23	Walter Godfrey (6-1, Jr., G)	3.8
24	William Hillemeier (6-5, Jr., F)	3.4
25	James Harris (6-3, Sr., F)	3.4
30	George Ferguson (6-3, So., G)	8.0
31	Edwin Purchis (6-3, So., F)	8.0

32	William Werner (6-4, Jr., F)	0.0
33	Donald Corbit (5-11, Sr., G)	0.0
34	Duane Peterson (6-6, Jr., C)	13.1
35	Pat Wilson (6-0, So., G)	4.5
--	Daniel Morrissey (6-3, Jr., F)	---
--	John O'Toole (5-11, So., G)	---

### 1955-56

(13-9 Overall; 7-7 - 5th Big Ten)

DATE	OPPONENT	MSU-OPP	W/L
12/13/55	SOUTHERN ILLINOIS	99-71	W
12/17/55	Pittsburgh	82-81	W
12/21/55	NOTRE DAME	84-78	W
12/23/55	WYOMING	72-62	W
12/29/55	*Maryland (16/-)	95-75	W
12/30/55	*George Wash. (16/12)	62-65	L
1/2/56	Illinois (16/9)	65-73	L
1/7/56	Iowa (20/-)	65-64	W
1/14/56	PURDUE	62-66	L
1/16/56	Indiana (-1/2)	70-79	L
1/21/56	MINNESOTA	80-69	W
1/28/56	OHIO STATE	94-91	W
2/1/56	Detroit	85-78	W
2/6/56	MICHIGAN	86-76	W
2/8/56	Marquette	81-90	L
2/13/56	Minnesota	73-77	L
2/18/56	Illinois (-/3)	76-96	L
2/20/56	NORTHWESTERN	96-93	W
2/25/56	Purdue	56-63	L
2/27/56	WISCONSIN	89-82	W
3/3/56	Ohio State	84-96	L
3/5/56	Michigan	76-75	W

\* Maryland Tournament (College Park, Md. - 2nd Place)

1955-56 Roster

#	Name (Ht., Year., Pos.)	PPG
10	Jim Raymond (5-11, Sr., G)	---
11	Harry Lux (5-10, Jr., G)	2.8
12	Duane Franskoviak (5-11, Sr., G)	0.8
13	Rollie Anderson (6-2, So., F)	---
14	Duane Olson (6-5, Sr., F)	---
15	Julius McCoy (6-2, Sr., F)	27.2
20	Al Rosenberg (6-3, So., G)	6.2
21	Jack Quiggle (6-3, So., F/G)	7.3
22	Leon Fox (6-0, So., F/G)	---
23	Walt Godfrey (6-1, Sr., G)	9.2
24	William Hillemeier (6-5, Sr., F)	---
25	Dave Raspler (6-0, Sr., G)	---
30	George Ferguson (6-3, Jr., F)	7.5
31	Charles Bencie (6-6, So., F/C)	1.0
32	Max Gonzenbach (6-8, So., C)	2.5
33	Larry Hedden (6-5, So., F)	7.8
34	Duane Peterson (6-6, Sr., C)	9.8
35	Pat Wilson (6-0, Jr., G)	6.1
--	Joe Reading (6-5, So., F/C)	---

### 1956-57

#### NCAA FINAL FOUR BIG TEN CHAMPIONS

#11 AP/#7 UPI

(16-10 Overall; 10-4 - T-1st Big Ten)

DATE	OPPONENT	MSU-OPP	W/L
12/1/56	IOWA STATE	53-60	L
12/8/56	BRIGHAM YOUNG	79-61	W
12/17/56	Butler	79-83	L
12/22/56	MARQUETTE	92-65	W
12/27/56	*Nebraska	79-65	W
12/28/56	*Colorado	87-90	L
12/29/56	*Oklahoma	76-74	W
1/5/57	PURDUE	71-72	L
1/7/57	MICHIGAN	69-70	L
1/15/57	Notre Dame	76-86	L
1/19/57	Ohio State (-/17)	51-70	L
1/26/57	Minnesota	72-59	W

1/28/57	OHIO STATE (-12)	73-64	W
2/2/57	Northwestern	77-63	W
2/9/57	ILLINOIS (-15)	70-64	W
2/11/57	Purdue (-/17)	68-66	W
2/16/57	IOWA	77-67	W
2/18/57	Illinois (-/16)	89-83	W
2/23/57	MINNESOTA	70-65	W
2/25/57	Wisconsin	78-62	W
3/2/57	INDIANA (-/10)	76-61	W
3/4/57	Michigan	72-81	L
3/15/57	**Notre Dame (11/17)	85-83	W
3/16/57	**Kentucky (11/3)	80-68	W
3/22/57	***UNC (11/1)	70-74	3ot L
3/23/57	***San Fran. (11/-)	60-67	L

\* Big Seven Classic (Kansas City, Mo. - 3rd place)

\*\* NCAA Tournament (Lexington, Ky.)

\*\*\* NCAA Final Four (Kansas City, Mo.)

1956-57 Roster

#	Name (Ht., Year., Pos.)	PPG
11	Harry Lux (5-10, Sr., G)	0.9
12	David Scott (6-2, So., G)	3.5
14	Jim Stouffer (6-0, So., G)	0.5
20	Tom Rand (6-2, So., G)	0.6
21	Jack Quiggle (6-3, Jr., F/G)	15.3
22	Joe Reading (6-5, Jr., F/C)	---
23	Robert Andereg (6-3, So., F)	8.5
24	John Green (6-5, So., C)	13.2
25	Larry Jennings (6-5, So., C)	0.0
30	George Ferguson (6-3, Sr., F)	13.1
31	Charles Bencie (6-6, Jr., F)	5.5
32	Gary Slegmeier (6-5, So., C)	0.5
33	Larry Hedden (6-5, Jr., F)	14.3
34	Tom Markovich (6-3, So., F)	1.1
35	Pat Wilson (6-0, Sr., G)	4.2

### 1957-58

(16-6 Overall; 9-5 - 3rd Big Ten)

DATE	OPPONENT	MSU-OPP	W/L
12/2/57	BUTLER (7/-)	74-55	W
12/6/57	Detroit (7/-)	71-59	W
12/14/57	COLORADO (9/-)	84-44	W
12/21/57	NOTRE DAME (8/-)	79-72	W
12/23/57	Iowa State (8/-)	57-51	W
12/27/57	*UCLA (8/-)	63-61	W
12/28/57	*USC (8/-)	77-67	W
12/30/57	Washington (8/-)	69-71	L
1/4/58	Ohio State (8/-)	56-70	L
1/11/58	PURDUE (14/-)	84-75	W
1/18/58	Northwestern (18/-)	83-78	W
1/20/58	Wisconsin (18/-)	52-66	L
1/25/58	NORTHWESTERN (15/-)	74-60	W
2/1/58	MINNESOTA (15/-)	88-64	W
2/8/58	Indiana (15/-)	79-82	L
2/10/58	IOWA (15/-)	90-84	W
2/15/58	ILLINOIS (19/-)	69-56	W
2/17/58	Michigan (19/-)	79-69	W
2/22/58	WISCONSIN (12/-)	93-59	W
2/24/58	Purdue (12/-)	70-72	L
3/1/58	Iowa (15/-)	83-65	W
3/8/58	INDIANA (12/-)	72-75	L

\* Holiday Tournament (Los Angeles, Calif.)

1957-58 Roster

#	Name (Ht., Year., Pos.)	PPG
10	Larry Fanning (6-0, So., G)	1.0
11	Ken Garrity (6-2, So., G)	---
12	David Scott (6-2, Jr., G)	5.8
13	Harry Turak (6-1, So., G)	0.0
14	Jim Stouffer (6-0, Jr., G)	1.7
15	Horace Walker (6-3, So., F)	3.8
20	Tom Rand (6-2, Jr., G)	3.4
21	Jack Quiggle (6-3, Jr., F)	11.5
22	Joe Reading (6-5, Sr., F)	1.2
23	Robert Andereg (6-3, Jr., F)	14.5
24	John Green (6-5, Jr., G)	18.0
25	Larry Jennings (6-5, Jr., F)	0.0





## YEAR-BY-YEAR RESULTS

30 Lance Olson (6-4, So., F)	4.8
31 Charles Bencie (6-6, Sr., C)	1.6
32 John Young (6-1, So., G)	2.0
33 Larry Hedden (6-5, Sr., F)	16.1
34 Tom Markovich (6-3, Jr., F)	---
35 Max Gonzenbach (6-7, Jr., C)	1.1

## 1958-59

NCAA TOURNAMENT  
BIG TEN CHAMPIONS

#7 AP/#3 UPI

(19-4 Overall; 12-2 - 1st Big Ten)

DATE	OPPONENT	MSU-OPP	W/L
12/6/58	DETROIT (15/-)	88-51	W
12/8/58	BUTLER (15/-)	72-46	W
12/17/58	Notre Dame (11/-)	74-56	W
12/20/58	NEBRASKA (11/-)	80-55	W
12/29/58	*Duke (9/-)	82-57	W
12/30/58	**North Carolina (7/4)	75-58	W
12/31/58	*N. Carolina St. (7/5)	61-70	L
1/3/59	INDIANA (7/-)	79-77	W
1/5/59	Iowa (7/-)	68-80	L
1/10/59	Illinois (5/20)	97-96	W
1/17/59	MSU Alumni	63-56	W
1/19/59	OHIO STATE (8/-)	92-77	W
1/24/59	Minnesota (8/-)	82-76	W
1/31/59	NORTHWESTERN (8/-)	81-72	W
2/2/59	Wisconsin (8/-)	88-57	W
2/7/59	Purdue (7/-)	81-85	L
2/14/59	MICHIGAN (12/-)	103-91	W
2/16/59	Northwestern (12/-)	71-68	W
2/21/59	PURDUE (9/20)	94-87	W
2/28/59	Indiana (8/-)	86-82	W
3/2/59	WISCONSIN (6/-)	93-73	W
3/7/59	IOWA (6/-)	84-74	W
3/13/59	**Marquette (7/20)	74-69	W
3/14/59	**Louisville (7/-)	81-88	L

\* Dixie Classic (Raleigh, N.C. - 2nd place)

\*\* NCAA Tournament (Raleigh, N.C.)

## 1958-59 Roster

#	Name (Ht., Year., Pos.)	PPG
12	Dave Fahs (5-9, So., G)	7.0
13	Hary Turak (6-1, Jr., G)	0.3
14	Jim Stouffer (6-0, Sr., G)	3.3
15	Horace Walker (6-3, Jr., F/C)	13.3
20	Tom Rand (6-2, Sr., G)	5.8
21	Dave Richey (5-9, So., G)	0.0
22	James Bechinski (6-2, So., F)	1.5
23	Robert Anderegg (6-3, Sr., F)	19.5
24	John Green (6-5, Sr., C)	18.5
30	Lance Olson (6-4, Jr., F/G)	10.7
32	John Young (6-1, Jr., F)	0.0
33	Ted Wasson (6-3, So., F)	0.0
35	Art Gowens (6-2, So., F)	5.5

## 1959-60

(10-11 Overall; 5-9 - 8th Big Ten)

DATE	OPPONENT	MSU-OPP	W/L
12/3/59	BOWLING GREEN (11/-)	96-67	W
12/5/59	NOTRE DAME (11/-)	61-56	W
12/17/59	NEBRASKA (11/-)	82-80	W
12/19/59	Wyoming (11/-)	82-72	W
12/21/59	Brigham Young (11/-)	75-79	L
12/23/59	California (11/-)	60-71	L
12/28/59	Butler (11/-)	85-80	W
1/2/60	Wisconsin	91-79	W
1/9/60	MICHIGAN	89-58	W
1/11/60	Iowa	79-92	L
1/16/60	Illinois (-14)	88-96	L
1/23/60	IOWA (-15)	90-80	W
1/30/60	Ohio State (-/5)	79-111	L

2/1/60	MINNESOTA	84-63	W
2/6/60	PURDUE	65-68	L
2/8/60	ILLINOIS (-/19)	78-77	W
2/13/60	Minnesota	73-82	L
2/20/60	OHIO STATE (-/4)	83-84	L
2/22/60	Northwestern	69-71	L
2/27/60	Michigan	65-72	L
3/5/60	INDIANA (-/12)	80-86	L

## 1959-60 Roster

#	Name (Ht., Year., Pos.)	PPG
10	Larry Fanning (6-0, Sr., G)	0.0
12	Dave Fahs (5-9, Jr., G)	12.0
13	Dave Scott (6-2, Sr., G)	6.7
14	Dave Richey (5-9, Jr., G)	1.5
15	Horace Walker (6-3, Sr., F/C)	22.6
20	Bob Sparvero (6-3, So., F/C)	0.5
21	William Pauline (6-5, So., F)	---
22	James Bechinski (6-2, Jr., F/G)	2.9
24	Art Schwarm (6-1, So., G)	6.9
30	Lance Olson (6-4, Sr., F)	18.5
31	Tom Wilson (6-0, Jr., G)	1.8
32	John Young (6-1, Sr., F)	6.3
34	Art Brandstatter (6-1, So., G)	0.7
35	Art Gowens (6-2, Jr., F/C)	18.6
---	Roy Ferguson	2.0
---	Bill Golis	0.0

## 1960-61

(7-17 Overall; 3-11 - 9th Big Ten)

DATE	OPPONENT	MSU-OPP	W/L
12/3/60	BUTLER	77-71	W
12/5/60	Bowling Green	70-67	W
12/16/60	Kansas (-/16)	69-93	L
12/17/60	Kansas State (-/20)	82-104	L
12/22/60	IOWA STATE	92-81	W
12/28/60	*UCLA (-/16)	61-98	L
12/29/60	*Stanford	80-81	2ot L
12/30/60	**Minnesota	77-23	L
1/7/61	WISCONSIN	71-74	L
1/9/61	Indiana	55-79	L
1/14/61	Iowa (-/6)	72-86	L
1/16/61	MICHIGAN	81-69	W
1/21/61	NORTHWESTERN	62-77	L
1/23/61	Minnesota	70-89	L
1/30/61	Illinois	92-93	L
2/4/61	Northern Michigan	71-79	L
2/5/61	NOTRE DAME	89-74	W
2/11/61	OHIO STATE (-/1)	62-83	L
2/13/61	Michigan	67-78	L
2/18/61	MINNESOTA	72-75	L
2/20/61	ILLINOIS	90-80	W
2/25/61	Purdue	74-85	L
3/4/61	Ohio State (-/1)	83-91	L
3/6/61	IOWA (-/6)	74-64	W

\* Los Angeles Classic (Los Angeles, Calif. - 8th place)

## 1960-61 Roster

#	Name (Ht., Year., Pos.)	PPG
10	Chris Ferguson (5-10, So., G)	2.7
11	David Cox (6-3, So., G)	0.4
12	Dave Fahs (5-9, Sr., G)	13.8
14	Harold Brookens (6-0, So., G)	4.7
15	Jack Lamers (6-2, So., G)	10.6
20	Robert Sparvero (6-2, Jr., F)	0.3
21	Duane Kilbride (6-2, So., G)	2.7
23	Ron Sabo (6-6, So., C)	3.0
24	Art Schwarm (6-1, Jr., G)	15.1
30	Macgregor Hay (6-6, So., F/C)	0.5
32	Dick Hall (6-4, So., F)	16.2
33	Edward Williams (6-7, So., C)	10.0
35	Lonnie Sanders (6-2, So., F)	4.7

## 1961-62

(8-14 Overall; 3-11 - T-9th Big Ten)

DATE	OPPONENT	MSU-OPP	W/L
12/2/61	NORTHERN MICHIGAN	75-59	W
12/9/61	TULSA	90-70	W
12/16/61	NOTRE DAME	72-73	L
12/18/61	SOUTH CAROLINA	99-91	W
12/23/61	Butler	77-72	W
12/28/61	*Oregon	59-71	L
12/29/61	*Portland	74-60	W
12/30/61	*California	72-85	L
1/6/62	Indiana	71-76	L
1/8/62	WISCONSIN	78-83	L
1/13/62	ILLINOIS	65-66	L
1/15/62	PURDUE	74-89	L
1/20/62	Michigan	80-74	W
1/22/62	MINNESOTA	84-79	W
1/27/62	NORTHWESTERN	70-71	L
2/3/62	Purdue	64-86	L
2/10/62	Wisconsin	72-77	L
2/17/62	OHIO STATE (-/1)	72-80	L
2/19/62	Iowa	51-59	L
2/24/62	INDIANA	97-85	W
2/26/62	Northwestern	64-71	L
3/3/62	Minnesota	91-98	L

\* Far West Classic (Portland, Ore. - 6th place)

## 1961-62 Roster

#	Name (Ht., Year., Pos.)	PPG
11	Dave Cox (6-3, Jr., F)	0.0
12	William Berry (6-2, So., F)	4.9
13	John Kruseo (6-4, So., F)	---
14	Bill Schwarz (6-3, So., G)	8.0
15	Jack Lamers (6-2, Jr., G)	7.0
20	Bob Sparvero (6-2, Sr., F)	0.6
21	Duane Kilbride (6-2, Jr., G)	0.0
22	Ron Divjak (6-5, So., F)	2.5
23	Dave Willauer (6-2, So., G)	0.0
24	Art Schwarm (6-1, Sr., G)	12.4
25	Gene Jewett (6-7, Jr., C)	---
30	Pete Gent (6-3, So., F)	14.1
31	Stan Chandler (6-5, So., C)	4.5
32	Dick Hall (6-4, Jr., F)	10.0
33	Edwards Williams (6-7, Jr., C)	6.2
34	Fred Thomann (6-9, So., C)	5.5
35	Lonnie Sanders (6-2, Jr., F)	10.9

## 1962-63

(4-16 Overall; 3-11 - 9th Big Ten)

DATE	OPPONENT	MSU-OPP	W/L
12/1/62	KANSAS STATE	56-66	L
12/4/62	Notre Dame	85-92	L
12/8/62	KANSAS	81-62	W
12/19/62	Wichita	69-80	L
12/21/62	Utah	79-88	L
12/22/62	Utah State	87-102	L
1/5/63	INDIANA	84-96	L
1/12/63	Wisconsin	75-68	W
1/19/63	NORTHWESTERN	80-68	W
1/21/63	IOWA	59-60	L
1/26/63	Minnesota	61-59	W
2/2/63	MICHIGAN	71-72	L
2/4/63	Purdue	81-103	L
2/9/63	Illinois (-/4)	86-91	L
2/16/63	MINNESOTA	70-75	L
2/18/63	Ohio State (-/8)	77-87	L
2/23/63	Indiana	94-113	L
3/2/63	WISCONSIN	89-92	ot L
3/4/63	PURDUE	93-94	L
3/9/63	Northwestern	83-100	L



## YEAR-BY-YEAR RESULTS

1962-63 Roster			
#	Name (Ht., Year., Pos.)	PPG	
10	Jim Goulding (6-0, So., G)	0.4	---
11	John Shick (6-0, So., G)	---	---
12	William Berry (6-2, Jr., F)	9.6	
14	Bill Schwarz (6-3, Jr., G)	7.8	
15	Jack Lamers (6-2, Sr., G)	9.1	
20	Tom Douglas (5-11, So., G)	1.6	
21	Dan Floberg (6-4, So., F)	0.5	
22	Ron Divjak (6-5, Jr., F/C)	3.6	
23	Gary Lytle (6-4, So., F)	---	---
24	Mark Vander Jagt (6-6, So., F)	0.8	
30	Pete Gent (6-3, Jr., F)	16.4	
31	Marcus Sanders (6-2, So., F/G)	14.7	
33	Edward Williams (6-7, Sr., C)	18.0	
34	Fred Thomann (6-9, Jr., C)	5.8	
35	Lonnie Sanders (6-2, Sr., F)	---	---

## 1963-64

(14-10 Overall; 8-6 - T-4th Big Ten)			
DATE	OPPONENT	MSU-OPP	W/L
11/30/63	NORTHERN MICHIGAN	109-86	W
12/4/63	WESTERN MICHIGAN	101-100	W
12/7/63	BOWLING GREEN	104-81	W
12/14/63	Pennsylvania	87-75	W
12/18/63	Tulsa	88-89	L
12/20/63	*California	68-78	L
12/21/63	*Oklahoma	118-100	W
12/23/63	Brigham Young	90-95	L
12/28/63	Butler	76-65	W
1/4/64	Illinois	66-87	L
1/6/64	WISCONSIN	106-90	W
1/11/64	INDIANA	107-103	W
1/14/64	Minnesota	82-103	L
1/18/64	NOTRE DAME	80-95	L
1/25/64	MICHIGAN (-/2)	77-91	L
1/27/64	OHIO STATE	102-99	W
2/1/64	Michigan (-/2)	79-95	L
2/3/64	Purdue	98-101	L
2/8/64	Northwestern	86-93	L
2/15/64	IOWA	107-82	W
2/17/64	ILLINOIS	85-82	W
2/22/64	Iowa	107-89	W
2/29/64	NORTHWESTERN	107-97	W
3/7/64	Ohio State	81-80	W

\* Sun Devil Classic (Tempe, Ariz. - 3rd place)

1963-64 Roster			
#	Name (Ht., Year., Pos.)	PPG	
10	John Shick (6-0, Jr., G)	0.3	
11	James Kupper (6-0, So., G)	1.3	
12	William Berry (6-3, Sr., F)	8.7	
13	Wayne Brown (6-1, So., G)	0.0	
14	William Schwarz (6-3, Sr., G)	9.9	
15	Kenneth Curtis (6-2, So., G)	---	---
20	Tom Douglas (5-11, Jr., G)	1.3	
21	Dan Floberg (6-4, Jr., G)	1.7	
22	Robert Miller (6-5, So., F)	---	---
23	Mark Vander Jagt (6-6, Jr., F/C)	---	---
24	Stan Washington (6-3, So., G)	14.8	
25	William Curtis (6-4, So., F)	4.3	
30	Pete Gent (6-4, Sr., F)	21.0	
31	Marcus Sanders (6-3, Jr., F)	14.4	
32	Ron Welch (6-4, Jr., F)	---	---
33	Richard Holmes (6-4, Sr., F)	0.4	
34	Fred Thomann (6-9, Sr., C)	15.5	
35	William Noack (6-8, Jr., C)	3.8	

## 1964-65

(5-18 Overall; 1-13 - 10th Big Ten)			
DATE	OPPONENT	MSU-OPP	W/L
12/3/64	NORTHERN MICHIGAN	82-76	W
12/5/64	WESTERN MICHIGAN	89-80	W
12/8/64	Notre Dame	93-100	L
12/12/64	DRAKE	75-91	L
12/19/64	Butler	89-90	L
12/22/64	LOYOLA (LA.)	94-70	W
12/28/64	*Utah	96-98	L
12/29/64	*USC	69-100	L
12/30/64	*Washington	93-92	W
1/9/65	IOWA	78-85	L
1/16/65	Iowa	68-111	L
1/23/65	NORTHWESTERN	75-76	L
1/26/65	MICHIGAN (-/2)	98-103	ot
1/30/65	Northwestern	75-77	L
2/6/65	MINNESOTA	79-88	L
2/8/65	Indiana (-/7)	94-112	L
2/13/65	Michigan (-/1)	83-98	L
2/20/65	ILLINOIS	94-113	L
2/22/65	Ohio State	90-101	L
2/27/65	Wisconsin	89-99	L
3/1/65	PURDUE	110-92	W
3/6/65	OHIO STATE	75-97	L
3/9/65	Illinois	89-121	L

\* Los Angeles Classic (Los Angeles, Calif. - 7th place)

1964-65 Roster			
#	Name (Ht., Year., Pos.)	PPG	
10	John Shick (6-1, Sr., G)	3.8	
11	James Kupper (6-0, Jr., G)	2.2	
12	Joseph Johnson (6-4, So., F)	12.8	
13	Edward (Ted) Crary (6-5, So., F)	8.7	
15	Gary Spade (5-11, So., G)	---	---
20	Jerry McDevitt (6-2, So., G)	---	---
21	Robert Miller (6-5, Jr., G)	3.7	
22	Ron Divjak (6-5, Sr., F/C)	0.2	
23	Mark Vander Jagt (6-6, Sr., F/C)	3.2	
24	Stan Washington (6-3, Jr., G/F)	21.3	
25	William Curtis (6-4, Jr., F)	19.4	
30	Robert Peterson (6-5, So., G)	1.2	
31	Marcus Sanders (6-3, Sr., F/G)	18.5	
32	Ron Welch (6-4, Sr., F/C)	0.0	
33	Richard Holmes (6-4, Jr., F/C)	3.6	
34	David Keeler (6-6, So., C)	3.0	

## JOHN BENINGTON

1965-69 \* 54-38 (.587)

John Benington was known as much for his kindness as for helping return the Spartans to prominence. He starred at San Francisco under coach Pete Newell before following Newell to MSC to become one of his assistant coaches. He stayed in that position for seven years, then went to Drake for two seasons and St. Louis for seven before returning to East Lansing to become the Spartan head coach in 1965. In his first season, he led MSU to a second-place Big Ten finish. The next season, he led the Spartans to a shared Big Ten title. Benington's career was cut short when he died of a heart attack after jogging at Jenison Field House in the summer of 1969. He was just 47.



## 1965-66

(15-7 Overall; 10-4 - 2nd Big Ten)			
DATE	OPPONENT	MSU-OPP	W/L
12/4/65	WESTERN MICHIGAN	82-85	L
12/7/65	Bowling Green	84-59	W
12/9/65	BUTLER	75-56	W
12/11/65	Notre Dame	93-69	W
12/18/65	ST. JOSEPH (PA.) (-/2)	65-82	L
12/20/65	TULANE	80-61	W
12/22/65	Drake	61-50	W
12/27/65	*Hawaiian Marines	84-53	W
12/28/65	*Tulsa	67-78	L
12/30/65	*Hawaiian Army	97-69	W
1/8/66	MINNESOTA	85-65	W
1/10/66	Purdue	89-78	W
1/15/66	OHIO STATE	80-64	W
1/22/66	Iowa	76-90	L
1/24/66	PURDUE	92-74	W
1/29/66	Northwestern	77-68	W
2/5/66	WISCONSIN	79-65	W
2/12/66	Minnesota	71-81	L
2/19/66	Wisconsin	77-78	L
2/22/66	ILLINOIS	68-66	W
2/26/66	INDIANA	69-63	W
2/28/66	Ohio State	98-79	W
3/5/66	Indiana	76-86	L
3/7/66	MICHIGAN	86-77	W

\* Rainbow Classic (Honolulu, Hawaii - 3rd place)

1965-66 Roster			
#	Name (Ht., Year., Pos.)	PPG	
11	John Gorman (5-11, Sr., G)	2.2	
12	John Bailey (6-0, So., G)	8.1	
13	Edward (Ted) Crary (6-5, Jr., F)	0.8	
14	Gary Spade (5-11, So., G)	---	---
15	Steven Rymal (6-1, So., G)	8.3	
21	James O'Brian (6-3, So., G)	0.7	
22	Shannon Reading (6-1, Jr., G)	6.0	
23	James Kupper (6-0, Sr., G)	1.3	
24	Stan Washington (6-3, Sr., F)	18.0	
25	William Curtis (6-4, Sr., F)	16.4	
32	Jack Wynn (6-8, So., C)	1.0	
33	Heywood Edwards (6-5, So., F)	1.7	
35	Robert Miller (6-5, Sr., F)	1.3	
41	Arthur Baylor (6-6, So., F/C)	4.5	
42	Gerald Geistler (6-8, So., C)	0.8	
43	Richard Holmes (6-4, Sr., F)	1.4	
44	David Keeler (6-8, Jr., F)	1.0	
45	Matthew Aitch (6-7, Jr., C)	13.8	

## 1966-67

### BIG TEN CHAMPIONS

(16-7 Overall; 10-4 - T-1st Big Ten)			
DATE	OPPONENT	MSU-OPP	W/L
12/1/66	WESTERN MICHIGAN	77-55	W
12/3/66	MIAMI (OHIO)	63-51	W
12/5/66	SOUTH DAKOTA	81-54	W
12/10/66	WICHITA STATE	103-68	W
12/20/66	*Loyola (La.) (5/-)	70-74	L
12/21/66	*Tulane (5/-)	76-66	W
12/27/66	*Villanova (10/-)	63-66	L
12/28/66	*Bowling Green (10/-)	67-75	L
1/7/67	Illinois	76-74	W
1/14/67	IOWA	79-70	W
1/21/67	Michigan	59-81	L
1/28/67	WISCONSIN	68-61	W
2/1/67	Notre Dame	85-80	ot
2/6/67	Indiana	77-82	L
2/11/67	Purdue	79-77	W
2/13/67	INDIANA	86-77	W
2/18/67	MINNESOTA	67-66	W



## YEAR-BY-YEAR RESULTS

2/20/67	Ohio State	64-80	L
2/25/67	Wisconsin	64-68	L
2/27/67	<b>OHIO STATE</b>	<b>74-63</b>	<b>W</b>
3/4/67	<b>PURDUE</b>	<b>75-71</b>	<b>W</b>
3/6/67	Minnesota	67-59	W
3/11/67	<b>NORTHWESTERN</b>	<b>79-66</b>	<b>W</b>

\* Sugar Bowl Tournament (New Orleans, La. - 3rd place)  
 + Quaker City Tournament (Philadelphia, Pa. - 7th place)

## 1966-67 Roster

#	Name (Ht., Year., Pos.)	PPG
11	John Gorman (5-11, Sr., G)	1.0
12	John Bailey (6-0, Jr., G)	8.0
13	Edward (Ted) Cray (6-5, Sr., F)	2.1
14	Richie Jordan (5-7, So., G)	2.2
15	Steven Rymal (6-1, Jr., G)	11.4
21	James O'Brien (6-3, Jr., G)	0.6
22	Richard Chappel (5-10, So., G)	0.0
23	Vernon Johnson (5-11, So., G)	1.5
24	John Holms (6-4, So., F)	4.2
31	Shannon Reading (6-0, Sr., G)	5.4
32	Jack Wynn (6-7, Jr., C)	---
33	Heywood Edwards (6-5, Jr., F)	7.4
34	Tom Lick (6-10, So., C)	0.7
35	Lee Lafayette (6-6, So., F)	14.8
41	Arthur Baylor (6-6, Jr., F)	5.1
42	Gerald Geistler (6-8, Jr., C)	1.0
44	David Keeler (6-6, Sr., F)	1.3
45	Matthew Aitch (6-7, Sr., C)	16.3

## 1967-68

(12-12 Overall: 6-8 - T-6th Big Ten)			
DATE	OPPONENT	MSU-OPP	W/L
12/1/67	CAL ST. FULLERTON	80-49	W
12/12/67	Western Michigan	78-67	W
12/14/67	Butler	55-65	L
12/16/67	<b>HARDIN-SIMMONS</b>	<b>95-76</b>	<b>W</b>
12/20/67	<b>NEBRASKA</b>	<b>74-70</b>	<b>W</b>
12/23/67	Wichita	80-90	L
12/29/67	*Vanderbilt (-/9)	63-73	L
12/30/67	*Memphis State	57-73	L
1/6/68	Illinois	56-66	L
1/13/68	Michigan	86-81	W
1/16/68	Wisconsin	68-70	L
1/20/68	<b>NORTHWESTERN</b>	<b>75-62</b>	<b>W</b>
1/23/68	<b>IOWA</b>	<b>71-76</b>	<b>L</b>
1/27/68	Southern Illinois	68-56	W
1/30/68	<b>NOTRE DAME</b>	<b>89-68</b>	<b>W</b>
2/3/68	<b>MICHIGAN</b>	<b>82-77</b>	<b>W</b>
2/10/68	Ohio State	62-90	L
2/17/68	Northwestern	61-69	L
2/20/68	<b>INDIANA</b>	<b>75-70</b>	<b>W</b>
2/24/68	<b>WISCONSIN</b>	<b>87-77</b>	<b>W</b>
2/27/68	Iowa	58-76	L
3/2/68	<b>MINNESOTA</b>	<b>68-75</b>	<b>L</b>
3/5/68	Purdue	75-93	L
3/9/68	<b>ILLINOIS</b>	<b>62-59</b>	<b>W</b>

\* Sugar Bowl Tournament (New Orleans, La. - 4th place)

## 1967-68 Roster

#	Name (Ht., Year., Pos.)	PPG
11	Lloyd Ward (5-9, So., G)	2.3
12	John Bailey (6-0, Sr., G)	10.1
13	Thomas Steenkens (6-1, So., G)	0.0
14	Richie Jordan (5-7, Jr., G)	3.0
15	Steven Rymal (6-1, Sr., G)	7.0
21	James O'Brien (6-3, Sr., G)	---
23	Vernon Johnson (5-11, Jr., G)	1.3
24	John Holms (6-4, Jr., F)	1.5
25	Robert Gale (6-5, So., F)	1.6
31	Harrison Stepter (6-2, Jr., G)	9.6
32	Steven Kirkpatrick (6-2, So., G)	1.2
33	Heywood Edwards (6-6, Sr., F/C)	9.7
34	Tom Lick (6-10, Jr., C)	3.8
35	Lee Lafayette (6-6, Jr., F)	16.8

41	James Gibbons (6-6, So., C)	6.3
42	Gerald Geistler (6-8, Sr., C)	0.5
44	Ron Binge (6-5, So., F)	2.0
45	Bernie Copeland (6-6, Jr., F/C)	7.7

## 1968-69

(11-12 Overall: 6-8 - T-5th Big Ten)			
DATE	OPPONENT	MSU-OPP	W/L
12/3/68	<b>S.W. LOUISIANA</b>	<b>90-84</b>	<b>W</b>
12/6/68	<b>WESTERN MICHIGAN</b>	<b>86-71</b>	<b>W</b>
12/7/68	Toledo	81-80	W
12/13/68	<b>BUTLER</b>	<b>70-60</b>	<b>W</b>
12/14/68	#Western Kentucky	63-67	L
12/16/68	Nebraska	59-73	L
12/27/68	**St. John's	51-61	L
12/28/68	**Villanova (-/5)	66-75	L
1/4/69	<b>NORTHWESTERN (-/19)</b>	<b>71-85</b>	<b>L</b>
1/7/69	<b>WISCONSIN</b>	<b>77-67</b>	<b>W</b>
1/14/69	Iowa	76-77	L
1/18/69	Northwestern (-/17)	89-75	W
1/25/69	<b>MICHIGAN</b>	<b>70-75</b>	<b>L</b>
2/1/69	Indiana	76-79	L
2/8/69	Michigan	86-82	W
2/11/69	Notre Dame	71-59	W
2/15/69	<b>ILLINOIS (-/8)</b>	<b>75-70</b>	<b>W</b>
2/18/69	<b>IOWA</b>	<b>78-60</b>	<b>W</b>
2/22/69	Wisconsin	64-76	L
2/25/69	<b>PURDUE (-/9)</b>	<b>72-74</b>	<b>L</b>
3/1/69	<b>OHIO STATE (-/14)</b>	<b>85-72</b>	<b>W</b>
3/4/69	Illinois (-/20)	57-71	L
3/8/69	Minnesota	65-78	L

# played in Chicago

\*\*ECAC Holiday Festival (New York, N.Y. - 7th place)

## 1968-69 Roster

#	Name (Ht., Year., Pos.)	PPG
11	Lloyd Ward (5-10, Jr., G)	4.3
12	Tim Bograkovs (6-1, So., G)	5.7
14	Eddie Humphrey (6-2, So., G)	0.0
15	Steve Sizemore (6-2, So., F)	0.0
21	Rudy Benjamin (6-3, So., G)	7.7
24	John Holms (6-4, Sr., F)	3.1
25	Robert Gale (6-5, Jr., F)	3.1
31	Harrison Stepter (6-3, Sr., G)	9.1
32	Steve Kirkpatrick (6-2, Jr., G)	1.2
33	Paul Dean (6-1, So., G)	1.6
34	Tom Lick (6-10, Sr., C)	3.7
35	Lee Lafayette (6-6, Sr., C)	18.7
41	James Gibbons (6-6, Jr., F)	10.7
44	Ron Binge (6-5, Jr., F)	1.3
45	Bernie Copeland (6-6, Sr., F)	10.2

GUS  
GANAKAS

1969-76 \* 89-84 (.514)



A Mount Morris, New York, native, Gus Ganakas has been a Spartan since 1946 when he came to MSC as a student. After earning two degrees from MSC, he went on to coach at East Lansing H.S. before returning to Michigan State as an assistant coach in 1966 under coach John Benington. After Benington passed away in 1969, Ganakas was appointed head coach. His most successful seasons were in 1973-74 with the fourth-place Big Ten finish and 1974-75 with a 17-9 overall record, the second-highest victory total at the time. His coaching career came to an end in 1976, but he continued to be a part of the Michigan State Athletics Department, serving as an assistant A.D. and then as an aide to coach Tom Izzo. This season, Ganakas is in his 32nd-straight season as a color commentator on MSU basketball radio broadcasts. Ganakas was also responsible for organizing the 1999 MSU Basketball Centennial Celebration.

## 1969-70

(9-15 Overall: 5-9 - T-6th Big Ten)			
DATE	OPPONENT	MSU-OPP	W/L
12/1/69	<b>EASTERN KENTUCKY</b>	<b>89-85</b>	<b>W</b>
12/6/69	<b>TOLEDO</b>	<b>80-82</b>	<b>L</b>
12/13/69	Western Michigan	86-71	W
12/17/69	Butler	60-81	L
12/19/69	*Bradley	89-87	W
12/20/69	*Utah	85-105	L
12/27/69	**Oregon	82-87	L
12/29/69	**Illinois (-/15)	77-86	L
12/30/69	**Temple	51-90	L
1/3/70	Indiana	85-84	W
1/10/70	<b>NORTHWESTERN</b>	<b>98-93</b>	<b>W</b>
1/17/70	Minnesota	78-85	L
1/20/70	<b>NOTRE DAME (-/20)</b>	<b>85-82</b>	<b>W</b>
1/24/70	<b>MICHIGAN</b>	<b>88-91</b>	<b>L</b>
1/31/70	<b>MINNESOTA</b>	<b>87-92</b>	<b>L</b>
2/3/70	Purdue	86-105	L
2/7/70	Wisconsin	79-89	L
2/10/70	<b>OHIO STATE</b>	<b>66-89</b>	<b>L</b>
2/14/70	Iowa (-/14)	77-103	L
2/21/70	<b>INDIANA</b>	<b>78-66</b>	<b>W</b>
2/24/70	<b>ILLINOIS</b>	<b>67-74</b>	<b>L</b>
2/28/70	Ohio State	82-80	W
3/3/70	<b>PURDUE</b>	<b>98-101</b>	<b>W</b>
3/7/70	Illinois	81-76	W

\* Utah Classic (Salt Lake City, Utah - 2nd place)

\*\* Far West Classic (Portland, Ore. - 8th place)

## 1969-70 Roster

#	Name (Ht., Year., Pos.)	PPG
11	Lloyd Ward (5-11, Sr., G)	7.3
12	Tim Bograkovs (6-1, Jr., G)	3.1
13	Gary Przybylo (6-1, So., G)	---
15	Ralph Simpson (6-4, So., F)	29.0
21	Rudy Benjamin (6-3, Jr., G)	12.5
24	Ronald Gutkowski (6-5, So., F)	8.8
25	Robert Gale (6-5, Sr., G)	2.2
31	Eddie Humphrey (6-2, Jr., G)	1.2
32	Steve Kirkpatrick (6-2, Sr., G)	0.6
33	Paul Dean (6-1, Jr., G)	1.3
35	Pat Miller (6-2, So., F)	7.8
41	James Gibbons (6-6, Sr., C)	10.2
42	Craig Larsen (6-9, So., C)	0.1
44	Ron Binge (6-5, Sr., F)	0.0
45	William Cohrs (6-6, So., C)	0.7



## YEAR-BY-YEAR RESULTS

### 1970-71

(10-14 Overall, 4-10 - T-7th Big Ten)

DATE	OPPONENT	MSU-OPP	W/L
12/1/70	NORTHERN ILLINOIS	75-76	L
12/5/70	Toledo	72-62	ot W
12/12/70	WESTERN MICHIGAN	97-85	W
12/14/70	BUTLER	99-75	W
12/18/70	*New Mexico	73-69	W
12/19/70	*Rutgers	81-71	W
12/22/70	CENTRAL MICHIGAN	85-74	W
12/29/70	**USC (-/4)	63-88	L
12/30/70	**Tennessee (-/10)	70-81	L
1/9/71	Illinois	61-89	L
1/12/71	IOWA	84-81	W
1/16/71	ILLINOIS	67-69	L
1/26/71	Notre Dame (-/7)	80-104	L
1/30/71	Ohio State	82-70	W
2/6/71	OHIO STATE	76-87	L
2/9/71	INDIANA	70-71	L
2/13/71	Minnesota	86-97	L
2/16/71	Indiana	76-90	L
2/20/71	WISCONSIN	97-78	W
2/27/71	Purdue	70-100	L
3/2/71	PURDUE	60-65	L
3/6/71	Michigan	63-88	L
3/8/71	MINNESOTA	73-71	W
3/13/71	Northwestern	67-85	L

\* Lobo Invitational (Albuquerque, N.M. - 1st place)

\*\* Trojan Invitational (Los Angeles, Calif. - 4th place)

1970-71 Roster

#	Name (Ht., Year., Pos.)	PPG
10	Brad VanPelt (6-5, So., F)	4.5
11	Gary Ganakas (5-5, So., G)	2.1
13	Gary Przybylo (6-0, Jr., G)	0.3
14	Johnnie Brown (6-1, Jr., G)	0.6
21	Rudy Benjamin (6-2, Sr., G)	21.2
22	Bill Kilgore (6-7, So., C)	14.2
24	Ron Gutkowski (6-6, Jr., F)	7.3
25	Larry Ike (6-3, So., F)	0.6
31	Eddie Humphrey (6-2, Sr., G)	2.0
32	Jeff VanderLende (6-7, So., F)	4.2
33	Paul Dean (6-1, Sr., G)	3.3
35	Pat Miller (6-2, Jr., G/F)	11.3
42	Brian Breslin (6-5, So., F)	7.7
43	Jim Shereda (6-7, So., C)	1.3
45	William Cohrs (6-6, Jr., C/F)	1.3

### 1971-72

(13-11 Overall, 6-8 - T-5th Big Ten)

DATE	OPPONENT	MSU-OPP	W/L
12/1/71	Missouri	67-77	L
12/4/71	SOUTH ALABAMA	87-72	W
12/11/71	WESTERN MICHIGAN	66-65	W
12/13/71	Kentucky (-/7)	91-85	W
12/17/71	*Colorado State	67-63	W
12/18/71	*Tennessee	61-85	L
12/20/71	Butler	77-71	W
12/27/71	**Texas A&M	67-65	W
12/28/71	**Houston	73-106	L
1/8/72	Michigan	75-83	L
1/11/72	WISCONSIN	83-76	W
1/18/72	Northwestern	69-76	ot L
1/22/72	MINNESOTA (-/17)	57-67	L
1/29/72	INDIANA	83-73	W
2/1/72	NOTRE DAME	98-74	W
2/5/72	Indiana	69-83	L
2/8/72	ILLINOIS	89-79	W
2/12/72	Iowa	100-91	W
2/19/72	Purdue	68-92	L
2/26/72	IOWA	98-102	L
2/29/72	Wisconsin	74-101	L

3/4/72	MICHIGAN (-/16)	96-92	W
3/7/72	Ohio State	73-92	L
3/11/72	NORTHWESTERN	57-54	W

\* Volunteer Classic (Knoxville, Tenn. - 2nd place)

\*\* Bluebonnet Classic (Houston, Texas - 2nd place)

1971-72 Roster

#	Name (Ht., Year., Pos.)	PPG
10	Brad VanPelt (6-5, Jr., F)	1.2
11	Gary Ganakas (5-5, Jr., G)	4.8
15	John Benington (6-1, Jr., G)	0.4
21	Terry Fagan (5-11, So., G)	0.4
22	Bill Kilgore (6-7, Jr., C)	14.8
24	Ron Gutkowski (6-6, Sr., F)	3.3
25	Billy Joe DuPree (6-4, Sr., F)	1.0
31	Mike Robinson (5-11, So., G)	24.7
32	Jeff VanderLende (6-7, Jr., C)	---
34	Tyrone Lewis (6-1, So., F/G)	2.7
35	Pat Miller (6-2, Sr., F/G)	9.2
41	Allen Smith (6-7, Jr., F)	9.0
42	Brian Breslin (6-5, Jr., F)	7.9
44	Mike Ridley (6-4, So., F)	1.5
45	William Cohrs (6-6, Sr., C)	0.4

### 1972-73

(13-11 Overall, 6-8 - T-6th Big Ten)

DATE	OPPONENT	MSU-OPP	W/L
11/28/72	TOLEDO	98-96	W
12/2/72	KENTUCKY (-/8)	66-75	L
12/9/72	South Carolina	64-83	L
12/16/72	Western Michigan	76-73	W
12/19/72	CENTRAL MICHIGAN	96-74	W
12/29/72	*Rochester	103-61	W
12/30/72	*Arizona State	83-74	W
1/2/73	**Mississippi State	90-82	W
1/3/73	**South Alabama	86-78	W
1/6/73	NORTHWESTERN	90-77	W
1/13/73	MICHIGAN	71-78	L
1/15/73	Iowa	76-74	W
1/20/73	Wisconsin	80-93	L
1/22/73	INDIANA (-/16)	89-97	L
1/27/73	Minnesota (-/8)	77-93	L
2/3/73	IOWA	94-89	W
2/7/73	Notre Dame	72-85	L
2/10/73	Michigan	81-97	L
2/17/73	PURDUE	84-88	L
2/19/73	Indiana (-/11)	65-75	L
2/24/73	Illinois	71-81	L
2/26/73	OHIO STATE	87-83	W
3/3/73	Northwestern	86-72	W
3/10/73	WISCONSIN	79-78	ot W

\* Kodak Classic (Rochester, N.Y. - 1st place)

\*\* Senior Bowl Classic (Mobile, Ala. - 1st place)

1972-73 Roster

#	Name (Ht., Year., Pos.)	PPG
10	Brad VanPelt (6-5, Sr., F/C)	1.0
11	Gary Ganakas (5-5, Sr., G)	4.6
12	William Glover (6-2, So., G)	2.8
22	Bill Kilgore (6-7, Sr., C)	16.7
23	Benny White (6-8, Fr., G)	1.3
24	Cedric Milton (6-8, Fr., C)	1.8
25	Terry Furlow (6-3, Fr., F)	5.7
31	Mike Robinson (5-11, Jr., G)	25.3
32	Peter Davis (6-1, So., G)	3.3
34	Joe Shackleton (6-2, So., F)	1.1
41	Thomas McGill (6-4, So., F)	1.0
44	Allen Smith (6-5, So., F)	11.7
45	Lindsay Hairston (6-7, So., F/C)	11.5
--	Steve Borenstein (5-10, So., G)	2.0
--	Terry Fagan (5-9, Jr., G)	---
--	Dave Jackson (6-3, Fr., F)	---
--	Jim Shereda (6-8, Sr., C)	---

### 1973-74

(13-11 Overall, 8-6 - T-4th Big Ten)

DATE	OPPONENT	MSU-OPP	W/L
12/1/73	Central Michigan	78-70	W
12/8/73	SOUTH CAROLINA	63-74	L
12/10/73	EASTERN MICHIGAN	91-69	W
12/12/73	NORTHERN MICHIGAN	91-63	W
12/15/73	WESTERN MICHIGAN	85-76	W
12/18/73	Toledo	51-79	L
12/22/73	Detroit	71-73	ot L
12/28/73	*Boston College	81-94	L
12/29/73	*Holy Cross	97-85	W
1/5/74	Purdue	75-77	L
1/12/74	OHIO STATE	83-75	W
1/14/74	Illinois	90-82	W
1/19/74	Michigan (-/14)	82-84	L
1/21/74	IOWA	95-86	W
1/26/74	Minnesota	67-66	W
1/28/74	ILLINOIS	93-82	W
2/2/74	PURDUE	76-74	W
2/4/74	NOTRE DAME (-/3)	89-91	L
2/11/74	Ohio State	75-67	ot W
2/16/74	MINNESOTA	50-56	L
2/23/74	NORTHWESTERN	73-70	W
2/25/74	Indiana (-/10)	85-91	L
3/2/74	Wisconsin	80-87	L
3/9/74	MICHIGAN (-/16)	87-103	L

\* Maryland Tournament (College Park, Md. - 2nd place)

1973-74 Roster

#	Name (Ht., Year., Pos.)	PPG
12	William Glover (6-2, Jr., G)	7.0
15	Steve Borenstein (5-10, Jr., G)	---
21	David Cross (6-5, Jr., F)	---
22	Lovelle Rivers (6-5, Jr., F)	0.2
23	Benny White (5-8, So., G)	2.4
24	Cedric Milton (6-9, So., C)	4.7
25	Terry Furlow (6-4, So., F)	14.1
31	Mike Robinson (5-11, Sr., G)	22.4
32	Peter Davis (6-1, Jr., G)	5.4
33	Edgar Wilson (6-4, Fr., F)	2.7
34	Joe Shackleton (6-2, Jr., F)	0.3
41	Thomas McGill (6-4, Jr., F)	4.5
42	Brian Breslin (6-5, Sr., F)	4.4
44	Robert Chapman (6-2, Fr., F)	---
45	Lindsay Hairston (6-7, Jr., F/C)	16.5
--	Wayne Butler (6-5, Fr., F)	---
--	Dave Jackson (6-4, So., F)	---
--	Jim Shereda (6-8, Sr., C)	---
--	Kevin Vandenbussche (6-4, Fr., G/F)	---

### 1974-75

(17-9 Overall, 10-8 - 5th Big Ten)

DATE	OPPONENT	MSU-OPP	W/L
12/2/74	CENTRAL MICHIGAN	82-78	W
12/7/74	EASTERN MICHIGAN	92-60	W
12/14/74	WESTERN MICHIGAN	62-59	W
12/16/74	Northern Michigan	91-59	W
12/20/74	*San Francisco	86-78	W
12/21/74	*Long Beach State	62-74	L
1/2/75	Detroit	72-69	W
1/2/75	Purdue (-/18)	86-93	L
1/4/75	INDIANA (-/2)	55-107	L
1/6/75	OHIO STATE	88-84	W
1/11/75	MICHIGAN (-/11)	86-78	W
1/18/75	Minnesota (-/16)	71-82	L
1/20/75	Iowa	79-83	L
1/25/75	WISCONSIN	105-87	W
1/27/75	NORTHWESTERN	54-50	W
2/1/75	Illinois	75-60	W
2/3/75	Ohio State	101-83	W
2/5/75	Notre Dame (-/16)	76-73	W





## YEAR-BY-YEAR RESULTS

2/8/75	Michigan	84-96	L
2/15/75	<b>MINNESOTA</b>	<b>86-81 OT</b>	<b>W</b>
2/17/75	<b>IOWA</b>	<b>90-78</b>	<b>W</b>
2/22/75	Wisconsin	96-103	L
2/24/75	Northwestern	66-67	L
3/1/75	<b>ILLINOIS</b>	<b>96-82</b>	<b>W</b>
3/3/75	<b>PURDUE</b>	<b>84-82</b>	<b>W</b>
3/8/75	Indiana (-/1)	79-94	L

\* Cable Car Classic (San Francisco, Calif. - 2nd place)

### 1974-75 Roster

#	Name (Ht., Year., Pos.)	PPG
12	William Glover (6-2, Sr., G)	12.0
22	Lovelle Rivers (6-5, Sr., F)	0.8
23	Benny White (5-9, Jr., G)	6.8
24	Cedric Milton (6-9, Jr., F/C)	2.3
25	Terry Furlow (6-5, Jr., F)	20.4
32	Peter Davis (6-1, Sr., G)	8.9
33	Edgar Wilson (6-5, So., F)	3.4
41	Thomas McGill (6-4, Sr., F)	1.4
42	James Dudley (6-5, Fr., F)	0.9
44	Robert Chapman (6-2, So., F/G)	4.4
45	Lindsay Hairston (6-7, Sr., C)	19.3
52	Jeffrey Tropf (6-7, Fr., C)	5.1

## 1975-76

(14-13 Overall, 10-8 - 4th Big Ten)

DATE	OPPONENT	MSU-OPP	W/L
12/1/75	<b>CENTRAL MICHIGAN</b>	<b>69-61</b>	<b>W</b>
12/6/75	Eastern Michigan	79-85	L
12/8/75	<b>CANISIUS</b>	<b>83-68</b>	<b>W</b>
12/13/75	Western Michigan	68-78	L
12/16/75	<b>NORTHERN MICHIGAN</b>	<b>81-65</b>	<b>W</b>
12/20/75	N. Carolina St. (-/9)	75-95	L
12/22/75	Detroit	82-85	L
12/29/75	*Southern Miss.	89-77	W
12/30/75	*VCU	75-80	L
1/3/76	Wisconsin	63-70	L
1/5/76	Iowa	105-88	W
1/8/76	Northwestern	89-105	L
1/10/76	<b>OHIO STATE</b>	<b>92-82</b>	<b>W</b>
1/12/76	<b>INDIANA (-/1)</b>	<b>57-69</b>	<b>L</b>
1/17/76	Michigan (-/16)	63-66	L
1/24/76	Illinois	74-63	W
1/26/76	Purdue	66-65	W
1/31/76	<b>MINNESOTA</b>	<b>75-63</b>	<b>W</b>
2/2/76	<b>NORTHWESTERN</b>	<b>91-71</b>	<b>W</b>
2/7/76	Ohio State	83-82 ot	W
2/9/76	Indiana (-/1)	70-85	L
2/14/76	<b>MICHIGAN (-/16)</b>	<b>64-81</b>	<b>L</b>
2/21/76	<b>ILLINOIS</b>	<b>69-59</b>	<b>W</b>
2/23/76	<b>PURDUE</b>	<b>89-76</b>	<b>W</b>
2/28/76	Minnesota	61-71	L
3/1/76	Iowa	93-88	W
3/6/76	<b>WISCONSIN</b>	<b>82-86</b>	<b>L</b>

\*VCU Invitational (Richmond, Va. - 2nd place)

### 1975-76 Roster

#	Name (Ht., Year., Pos.)	PPG
12	Milt Wiley (5-11, Fr., G)	1.6
15	Kevin Vandenbussche (6-4, Jr., G)	0.2
21	Paul Stoll (6-2, Jr., F/G)	0.0
22	Lovelle Rivers (6-5, Sr., C)	1.3
23	Benny White (5-9, Sr., G)	6.3
24	Cedric Milton (6-9, Sr., C)	6.5
25	Terry Furlow (6-5, Sr., F)	29.4
32	Greg Kelsler (6-6, Fr., F)	11.7
33	Edgar Wilson (6-5, Jr., F/G)	7.7
34	Ricky Nash (6-4, So., F)	0.9
41	Dan Riewald (6-5, Jr., F)	1.5
42	Tanya Webb (6-8, Fr., F/C)	1.5
44	Robert Chapman (6-2, Jr., G)	14.6
45	David Jordan (6-5, So., F)	---
52	Patrick Holewinski (6-10, Sr., C)	0.6



**JUD HEATHCOTE**

1976-95  
340-220 (.607)

Jud Heathcote arrived at MSU in 1976 as an unknown from the west coast and left in 1995 as one of the most respected and admired coaches in all of college basketball. Heathcote came to MSU from Montana, where he had a career record of 80-53 with two Big Sky Championships. It took him just two seasons to return the Spartan program to greatness. In 1977-78, his team finished with a 25-5 overall record and won the Big Ten title. A year later, his 1978-79 squad captured the first NCAA National Championship in school history along with a Big Ten title. He also had the honor of coaching one of the top duos in Spartan history: Magic Johnson and Greg Kelsler. Heathcote's teams remained in the top half of the Big Ten for most of the 1980s, before returning to the top spot in 1990. He remained strong to the end of his career, finishing second in the Big Ten in his final season. After 19 seasons, he retired in 1995 with a MSU career mark of 340-220, including three Big Ten Titles and one National Championship. In 2001, Heathcote was honored by the National Association of Basketball Coaches with the Golden Anniversary Award for 50 years of service to college basketball. He is also a 2001 inductee to the MSU Athletics Hall of Fame. Heathcote passed away in 2017 at the age of 90.

## 1976-77

(12-15 Overall, 9-9 - 5th Big Ten)

DATE	OPPONENT	MSU-OPP	W/L
11/29/76	Central Michigan	76-81	L
12/4/76	<b>WESTERN MICHIGAN</b>	<b>73-74</b>	<b>L</b>
12/6/76	<b>NORTH CAROLINA (-/9)</b>	<b>58-81</b>	<b>L</b>
12/11/76	<b>EASTERN MICHIGAN</b>	<b>54-52 ot</b>	<b>W</b>
12/15/76	<b>DETROIT</b>	<b>94-99</b>	<b>L</b>
12/18/76	Canisius	82-59	W
12/20/76	<b>NORTH CAROLINA ST.</b>	<b>78-60</b>	<b>W</b>
12/29/76	*Holy Cross	61-70	L
12/30/76	*Jacksonville	63-65	L
1/6/77	<b>WISCONSIN</b>	<b>84-61</b>	<b>W</b>
1/8/77	<b>NORTHWESTERN</b>	<b>68-70</b>	<b>L</b>
1/15/77	<b>MICHIGAN (-/6)</b>	<b>70-83</b>	<b>L</b>
1/17/77	Indiana	61-60	W
1/20/77	<b>ILLINOIS</b>	<b>67-58</b>	<b>W</b>
1/22/77	<b>PURDUE (-/19)</b>	<b>70-76</b>	<b>L</b>
1/24/77	Minnesota (-/11)	70-75 (W/F)	
1/27/77	Northwestern	58-66	L
1/29/77	Wisconsin	83-87 3ot	L
2/5/77	<b>INDIANA</b>	<b>79-81</b>	<b>L</b>
2/7/77	Iowa	79-87	L
2/12/77	Ohio State	71-57	W
2/17/77	<b>MINNESOTA (-/12)</b>	<b>77-99 (W/F)</b>	<b>L</b>
2/19/77	<b>IOWA</b>	<b>81-79</b>	<b>W</b>
2/26/77	Michigan (-/3)	65-69 ot	L
2/28/77	<b>OHIO STATE</b>	<b>80-79</b>	<b>L</b>
3/3/77	Purdue	69-78	L
3/5/77	Illinois	62-61	W

\* Gator Bowl Tour. (Jacksonville, Fla. - 4th place)

### 1976-77 Roster

#	Name (Ht., Year., Pos.)	PPG
12	Terry Donnelly (6-2, Fr., G)	7.9
15	Ron Charles (6-7, Fr., F)	2.5
21	Donald Flowers (6-1, Jr., G)	0.0
22	Nate Phillips (6-4, Jr., F/G)	0.7
23	Kevin Vandenbussche (6-4, Sr., G)	0.4
24	Herbert Drayton (6-1, Jr., G)	0.3
25	Alfred Brown (6-6, So., F)	1.3
32	Greg Kelsler (6-7, So., F)	21.7
33	Edgar Wilson (6-5, Sr., F)	9.2
34	Ricky Nash (6-4, Jr., F)	0.0
41	Dan Riewald (6-5, Sr., F)	0.2
42	Tanya Webb (6-7, So., C)	3.9
44	Robert Chapman (6-2, Sr., G)	19.6
45	James Coure (6-9, Jr., C)	5.9
52	Les DeYoung (6-9, Jr., C)	---
--	Mike Longaker (6-1, Fr., G)	0.2

## 1977-78

### NCAA TOURNAMENT

### BIG TEN CHAMPIONS

#### #4 AP/#5 UPI

(25-5 Overall, 15-3 - 1st Big Ten)

DATE	OPPONENT	MSU-OPP	W/L
11/28/77	<b>CENTRAL MICHIGAN</b>	<b>68-61</b>	<b>W</b>
12/2/77	*Rhode Island	92-64	W
12/3/77	*Syracuse (-/12)	67-75	L
12/8/77	<b>WICHITA STATE</b>	<b>84-57</b>	<b>W</b>
12/10/77	<b>WESTERN MICHIGAN</b>	<b>79-57</b>	<b>W</b>
12/19/77	<b>MIDDLE TENN. ST.</b>	<b>72-51</b>	<b>W</b>
12/21/77	Detroit (-/15)	103-74	W
12/29/77	*SMU	95-69	W
12/30/77	**New Hampshire	102-65	W
1/5/78	<b>MINNESOTA (18/-)</b>	<b>87-83</b>	<b>W</b>
1/7/78	<b>WISCONSIN (18/-)</b>	<b>74-63</b>	<b>W</b>
1/12/78	Illinois (12/-)	82-70	W
1/14/78	Northwestern (12/-)	67-63	W
1/19/78	<b>PURDUE (10/-)</b>	<b>60-51</b>	<b>W</b>
1/21/78	<b>IOWA (10/-)</b>	<b>68-58</b>	<b>W</b>
1/28/78	Ohio State (7/-)	70-60	W
1/30/78	Indiana (7/-)	66-71	L
2/2/78	<b>MICHIGAN (7/-)</b>	<b>63-65</b>	<b>L</b>
2/4/78	<b>INDIANA (7/-)</b>	<b>68-59</b>	<b>W</b>
2/9/78	Iowa (10/-)	71-70	W
2/11/78	Michigan (10/-)	73-62	W
2/16/78	Purdue (10/-)	80-99	L
2/18/78	<b>OHIO STATE (10/-)</b>	<b>79-74</b>	<b>W</b>
2/23/78	<b>NORTHWESTERN (10/-)</b>	<b>66-56</b>	<b>W</b>
2/25/78	<b>ILLINOIS (10/-)</b>	<b>89-67</b>	<b>W</b>
3/2/78	Wisconsin (9/-)	89-75	W
3/4/78	Minnesota (9/-)	71-70	W
3/11/78	*Princeton (6/-)	77-63	W
3/16/78	%Western Ky. (4/-)	90-69	W
3/18/78	%Kentucky (4/1)	49-52	L

\* Carrier Classic (Syracuse, N.Y. - 2nd place)

\*\* Old Dominion Classic (Norfolk, Va. - 1st place)

% NCAA Tournament (Indianapolis, Ind.)

% NCAA Tournament (Dayton, Ohio)

### 1977-78 Roster

#	Name (Ht., Year., Pos.)	PPG
11	Terry Donnelly (6-2, So., G)	6.0
12	Mike Brkovich (6-4, Fr., G/F)	2.3
15	Ron Charles (6-7, So., F)	6.3
21	Donald Flowers (6-2, Sr., G)	1.0
22	Nate Phillips (6-4, Sr., G)	0.0
23	Mike Longaker (6-1, So., G)	0.0
24	Len Williams (6-0, So., G)	2.2
25	Alfred Brown (6-6, Sr., F)	1.4
31	Jay Vincent (6-8, Fr., C)	11.3
32	Greg Kelsler (6-7, Jr., F)	17.7
33	Earvin Johnson (6-8, Fr., F)	17.0
41	Dan Riewald (6-5, Sr., G)	0.5
42	Rick Kaye (6-7, Fr., F)	0.6
43	Sten Feldreich (7-0, Fr., C)	1.0
44	Robert Chapman (6-2, Sr., G)	12.3
45	James Coure (6-9, Sr., C)	1.8



SPARTAN RECORDS

SPARTANS

MSUSPARTANS.COM

YEAR-BY-YEAR RESULTS

1978-79

NATIONAL CHAMPIONS

BIG TEN CHAMPIONS

#3 AP/#4 UPI

(26-6 Overall; 13-5 - T-1st Big Ten)

DATE	OPPONENT	MSU-OPP	W/L
11/27/78	CENTRAL MICH. (7-)	71-54	W
12/9/78	CAL ST. FULLERTON (4-)	92-89	W
12/13/78	Western Mich. (3-)	109-69	W
12/16/78	North Carolina (3/13)	69-70	L
12/19/78	!Cincinnati (5-)	63-52	W
12/28/78	#Washington St. (4-)	98-52	W
12/29/78	#Oregon State (4/-)	65-57	W
12/30/78	#Indiana (4-)	74-57	W
1/4/79	WISCONSIN (1/-)	84-55	W
1/6/79	MINNESOTA (1/-)	69-62	W
1/11/79	Illinois (1/4)	55-57	L
1/13/79	Purdue (1/-)	50-52	L
1/18/79	INDIANA (6/-)	82-58	W
1/20/79	IOWA (6/-)	83-72	ot W
1/25/79	Michigan (4/-)	48-49	L
1/27/79	Northwestern (4/-)	85-83	L
2/1/79	OHIO STATE (4/13)	64-79	ot W
2/3/79	NORTHWESTERN (4/4)	61-50	W
2/4/79	KANSAS (4/-)	85-61	W
2/8/79	Iowa (10/15)	60-57	W
2/10/79	Ohio State (10/13)	73-57	W
2/15/79	Indiana (8/-)	59-47	W
2/17/79	MICHIGAN (8/-)	80-57	W
2/22/79	PURDUE (7/18)	73-67	W
2/24/79	ILLINOIS (7/-)	76-62	W
3/1/79	Minnesota (4/-)	76-63	W
3/3/79	Wisconsin (4/-)	81-83	L
3/11/79	*Lamar (4/-)	95-64	W
3/16/79	**Louisiana St.(3/7)	87-71	W
3/18/79	**Notre Dame (3/4)	80-68	W
3/24/79	%Pennsylvania (3/14)	101-67	W
3/26/79	%Indiana State (3/1)	75-64	W

# Far West Classic (Portland, Ore. - 1st place)  
! played at Pontiac Silverdome  
\* NCAA Tournament (Murfreesboro, Tenn.)  
\*\* NCAA Tournament (Indianapolis, Ind.)  
% NCAA Final Four (Salt Lake City, Utah)

1978-79 Roster

#	Name (Ht., Year., Pos.)	PPG
10	Greg Lloyd (6-1, Jr., G)	1.4
11	Terry Donnelly (6-2, Jr., G)	6.6
12	Mike Brkovich (6-4, So., G)	7.0
15	Ron Charles (6-7, Jr., F)	8.8
21	Don Brkovich (6-6, Fr., F)	0.6
23	Mike Longaker (6-1, Jr., G)	1.4
24	Jaimie Huffman (6-3, So., G)	0.3
25	Gerald Busby (6-4, Fr., G)	2.3
31	Jay Vincent (6-8, So., C)	12.7
32	Greg Kelsner (6-7, Sr., F)	18.8
33	Earvin Johnson (6-8, So., G)	17.1
35	Rob Gonzalez (6-7, Fr., F)	1.7
42	Richard Kaye (6-7, So., F)	1.3
43	Gerald Gilkie (6-7, So., F)	0.6

1979-80

(12-15 Overall; 6-12 - 9th Big Ten)

DATE	OPPONENT	MSU-OPP	W/L
11/30/79	*Princeton	60-46	W
12/1/79	*St. John's (-/16)	73-88	L
12/6/79	LONG BEACH STATE	87-73	W
12/10/79	PORTLAND STATE	88-54	W
12/14/79	Wichita State	54-55	L
12/18/79	Central Michigan	95-76	W
12/20/79	Detroit	63-57	W
12/28/79	**Weber State	61-63	L

12/29/79	**Loyola Marymount	82-65	W
1/3/80	PURDUE (-/8)	73-74	L
1/5/80	MINNESOTA	80-93	L
1/10/80	Northwestern	61-65	L
1/12/80	Indiana (-/19)	64-72	L
1/17/80	WISCONSIN	62-61	W
1/19/80	IOWA (-/13)	75-67	W
1/24/80	Michigan	59-58	ot W
1/26/80	Illinois	65-74	L
1/31/80	OHIO STATE (-/6)	74-54	W
2/2/80	ILLINOIS	68-59	W
2/7/80	Iowa	39-44	ot L
2/9/80	Ohio State (-/13)	59-71	W
2/14/80	Wisconsin	66-80	L
2/16/80	MICHIGAN	82-74	W
2/21/80	INDIANA (-/19)	72-75	L
2/23/80	NORTHWESTERN	73-75	ot L
2/28/80	Minnesota	73-87	L
3/1/80	Purdue (-/18)	73-91	L

\* Laphick Memorial Tour. (Jamaica, N.Y. - 2nd place)  
\*\* Las Vegas Holiday Classic (Las Vegas, Nev. - 3rd place)

1979-80 Roster

#	Name (Ht., Year., Pos.)	PPG
5	Kevin Smith (6-1, So., G)	8.4
11	Terry Donnelly (6-2, Sr., G)	8.8
12	Mike Brkovich (6-4, Jr., F/G)	8.8
15	Ron Charles (6-8, Sr., F)	14.5
21	Don Brkovich (6-6, So., F)	1.0
22	Bill Cawood (6-6, Fr., G)	0.5
23	Mike Longaker (6-2, Sr., G)	1.2
30	Kurt James (6-7, Jr., F)	1.5
31	Jay Vincent (6-8, Jr., C)	21.5
35	Rob Gonzalez (6-7, So., F)	2.3
41	Derek Perry (6-6, Fr., F)	2.4
42	Richard Kaye (6-6, Jr., F)	1.0
44	Herb Bostic (6-4, Fr., F)	1.1
52	Steve Bates (6-10, So., C)	0.7

1980-81

(13-14 Overall; 7-11 - 8th Big Ten)

DATE	OPPONENT	MSU-OPP	W/L
11/28/80	*WESTERN MICHIGAN	89-77	W
11/29/80	*CENTRAL MICHIGAN	66-89	L
12/4/80	Long Beach State	71-60	W
12/6/80	Cal State Fullerton	58-42	W
12/12/80	EASTERN MICHIGAN	73-63	W
12/16/80	Brigham Young (-/18)	50-82	L
12/19/80	**Utah State	70-74	L
12/20/80	**Providence	77-76	W
12/27/80	ST. JOSEPH	71-67	W
1/8/81	Indiana	43-55	L
1/10/81	Iowa (-/11)	57-65	L
1/15/81	MINNESOTA (-/20)	77-86	L
1/17/81	NORTHWESTERN	84-70	W
1/22/81	Wisconsin	62-63	L
1/24/81	Purdue	74-68	W
1/29/81	ILLINOIS	70-71	L
1/31/81	OHIO STATE	60-54	W
2/5/81	Michigan (-/14)	77-79	ot L
2/7/81	Ohio State	61-73	L
2/12/81	PURDUE	48-63	L
2/14/81	MICHIGAN (-/13)	70-66	W
2/19/81	WISCONSIN	74-65	W
2/21/81	Illinois (-/15)	62-82	L
2/26/81	Northwestern	74-61	L
2/28/81	Minnesota	89-92	ot L
3/5/81	IOWA (-/8)	71-70	ot W
3/7/81	INDIANA (-/14)	48-69	L

\* Spartan Cutlass Classic (2nd place)  
\*\* Industrial National Classic (Providence, R.I. - 3rd place)

1980-81 Roster

#	Name (Ht., Year., Pos.)	PPG
5	Kevin Smith (6-2, Jr., G)	13.5
10	Tim Gore (6-4, Fr., G)	1.1
12	Mike Brkovich (6-5, Sr., G)	8.2
15	Bob Fossom (5-9, Fr., G)	0.2
20	Ben Tower (6-8, Fr., F)	5.0
22	Bill Cawood (6-7, So., G)	0.8
23	Randy Morrison (6-2, Fr., G)	3.4
24	Richard Mudd (6-9, Fr., F)	0.0
30	Kurt James (6-7, Sr., F)	---
31	Jay Vincent (6-8, Sr., F/C)	22.6
41	Derek Perry (6-6, So., F)	7.5
42	Richard Kaye (6-6, Sr., F)	3.3
44	Herb Bostic (6-4, So., F/G)	2.4
45	Kevin Radelet (5-11, Jr., G)	0.2
45	George Cooper	2.7
52	Steve Bates (6-10, Jr., C)	0.6

1981-82

(12-16 Overall; 7-11 - 7th Big Ten)

DATE	OPPONENT	MSU-OPP	W/L
11/28/81	*CENTRAL MICHIGAN	89-70	L
11/28/81	*WESTERN MICHIGAN	79-83	L
12/2/81	Detroit	65-62	ot W
12/5/81	Kansas	56-74	L
12/12/81	CINCINNATI	45-56	L
12/15/81	UW-GREEN BAY	49-48	ot W
12/19/81	MARSHALL	101-82	W
12/28/81	**North Carolina St.	46-67	L
12/29/81	**Cal St. Fullerton	51-50	ot W
1/30/81	**Hawaii	61-62	L
1/27/82	INDIANA	65-58	W
1/9/82	MINNESOTA (-/6)	58-64	L
1/14/82	Purdue	47-53	L
1/16/82	Illinois	51-55	L
1/21/82	Michigan	64-62	W
1/23/82	WISCONSIN	68-58	W
1/28/82	IOWA (-/6)	56-57	L
1/30/82	NORTHWESTERN	64-61	W
2/4/82	Ohio State	49-50	ot L
2/6/82	Northwestern	43-48	L
2/11/82	MICHIGAN	66-55	W
2/13/82	OHIO STATE	46-51	L
2/18/82	Iowa (-/7)	53-59	L
2/20/82	Wisconsin	60-65	W(F)
2/25/82	ILLINOIS	56-47	W
2/27/82	PURDUE	49-51	L
3/4/82	Minnesota (-/7)	51-54	L
3/6/82	Indiana	58-74	L

\* Spartan Cutlass Classic (2nd place)  
\* Rainbow Classic (Honolulu, Hawaii - 6th place)

1981-82 Roster

#	Name (Ht., Year., Pos.)	PPG
5	Kevin Smith (6-2, Sr., G)	15.6
10	Tim Gore (6-4, So., G)	0.4
11	Sam Vincent (6-2, Fr., G)	11.7
20	Ben Tower (6-8, So., F)	5.4
22	Bill Cawood (6-7, Jr., F)	0.5
23	Randy Morrison (6-2, So., G)	5.0
24	Richard Mudd (6-9, So., F/C)	3.3
30	Kurt James (6-7, Sr., F)	1.5
35	Larry Polec (6-8, Fr., F)	---
41	Derek Perry (6-6, Jr. F)	8.6
42	Kevin Willis (7-0, So., C)	6.0
43	Evaristo Perez	2.0
44	Herb Bostic (6-4, Jr., F/G)	1.0
50	Cleveland Bibbins (6-6, So., F)	2.8
52	Steve Bates (6-10, Sr., C)	0.5



## YEAR-BY-YEAR RESULTS

## 1982-83

(17-13 Overall; 9-9 - T-6th Big Ten)

DATE	OPPONENT	MSU-OPP	W/L
11/26/82	*WESTERN MICHIGAN	72-65	W(F)
11/27/82	*CENTRAL MICHIGAN	62-47	W
11/29/82	Boise State	71-59	W
12/4/82	BRIGHTMAN YOUNG	63-55	W
12/11/82	N. Carolina St. (-18)	41-45	L
12/13/82	Cincinnati	70-69	W
12/18/82	DETROIT	75-72	OT W
12/21/82	CLEVELAND STATE	95-56	W
12/28/82	**S.W. Louisiana	66-71	L
12/29/82	**Tulane	58-81	L
1/5/83	Iowa (-/8)	61-59	W
1/8/83	Northwestern	51-62	L
1/13/83	WISCONSIN	86-66	W
1/15/83	MINNESOTA (-/17)	67-69	L
1/20/83	Indiana (-/2)	85-89	L
1/22/83	Ohio State	69-74	L
1/27/83	ILLINOIS	71-78	L
1/29/83	PURDUE	83-67	W
2/5/83	Michigan	70-65	W
2/12/83	MICHIGAN	67-74	L
2/17/83	Purdue	55-61	L
2/19/83	Illinois	61-69	L
2/24/83	OHIO ST. (-T-15)	101-94	3ot W
2/26/83	INDIANA (-/4)	62-54	W
3/3/83	Minnesota	79-67	W
3/5/83	Wisconsin	91-65	W
3/9/83	NORTHWESTERN	63-58	W
3/12/83	IOWA	57-75	L
3/18/83	#BOWLING GREEN	72-71	W
3/21/83	*FRESNO STATE	58-72	L

\* Spartan Outlass Classic (1st place)

\*\* Sugar Bowl Tournament (New Orleans, La. - 4th place)

# National Invitation Tournament (East Lansing)

## 1982-83 Roster

#	Name (Ht., Year., Pos.)	PPG
10	Tim Gore (6-4, Jr., G)	0.3
11	Matt Vincent (6-2, So., G)	16.6
14	Matt Carrington (6-1, So., G)	0.3
15	Ralph Walker (6-8, Fr., F)	1.3
20	Ben Tower (6-8, Jr., F)	5.9
22	Bill Cawood (6-7, Sr., G/F)	1.2
24	Richard Mudd (6-9, Jr., F/C)	2.5
32	Scott Skiles (6-1, Fr., G)	12.5
35	Larry Polec (6-8, So., F)	4.5
40	Paul Horton (6-9, So., C)	---
41	Derek Perry (6-6, Sr., F)	9.1
42	Kevin Willis (7-0, Jr., C)	13.3
44	Patrick Ford (6-5, Fr., G/F)	4.7
45	Sterling William (6-6, Jr., F)	---

## 1983-84

(16-12 Overall; 9-9 - 5th Big Ten)

DATE	OPPONENT	MSU-OPP	W/L
11/25/83	*CENTRAL MICH.	(12-) 73-52	W
11/26/83	*WESTERN MICH.	(12-) 81-52	W
12/1/83	St. Peter's (11/-)	66-73	L
12/3/83	ILL.-CHICAGO (11/-)	99-82	W
12/12/83	Cleveland St. (17/-)	71-62	W
12/15/83	BROOKLYN (17/-)	85-72	W
12/22/83	Missouri	66-79	L
12/28/83	**Alabama	69-81	L
12/29/83	**Nebraska	58-45	W
1/4/84	IOWA	73-72	W
1/7/84	NORTHWESTERN	69-76	L
1/12/84	Wisconsin	74-81	W
1/14/84	Minnesota	61-69	L
1/19/84	INDIANA	62-70	OT L
1/21/84	OHIO STATE	68-82	L
1/26/84	Illinois (-/9)	40-46	L

1/28/84	Purdue	54-72	L
2/2/84	MICHIGAN	72-67	W
2/5/84	OREGON STATE	56-55	W
2/11/84	Michigan	61-71	L
2/16/84	PURDUE (-/11)	63-53	W
2/19/84	ILLINOIS (-/7)	53-70	L
2/22/84	Ohio State	70-86	L
2/26/84	Indiana	57-54	W
3/1/84	MINNESOTA	83-62	W
3/3/84	WISCONSIN	78-59	W
3/8/84	Northwestern	63-55	W
3/11/84	Iowa	51-44	W

\* Spartan Outlass Classic (1st place)

\*\* Cotton States Classic (Atlanta, Ga. - 3rd place)

## 1983-84 Roster

#	Name (Ht., Year., Pos.)	PPG
00	Ken Johnson (6-8, Jr., F)	8.5
4	Scott Skiles (6-1, So., G)	14.5
10	Tim Gore (6-4, Sr., G)	0.2
11	Sam Vincent (6-2, Jr., G)	15.6
13	Darryl Johnson (6-2, Fr., G)	6.0
15	Ralph Walker (6-8, So., F)	1.7
20	Ben Tower (6-8, Sr., F)	5.8
21	Greg Pedro (6-4, Fr., G)	1.0
24	Richard Mudd (6-9, Sr., F/C)	1.0
35	Larry Polec (6-8, Jr., F)	6.0
40	Barry Fordham (6-8, Fr., F)	0.5
42	Kevin Willis (7-0, Sr., C)	11.0
44	Patrick Ford (6-5, So., G/F)	6.1

## 1984-85

## NCAA TOURNAMENT

#20 UPI

(19-10 Overall; 10-8 - T-5th Big Ten)

DATE	OPPONENT	MSU-OPP	W/L
11/24/84	Canisius	80-71	W
11/30/84	**WESTERN MICHIGAN	77-61	W
12/1/84	**ARMY	76-64	W
12/10/84	ST. PETER'S	50-38	W
12/12/84	Western Illinois	93-61	W
12/15/84	MISSOURI	79-61	W
12/18/84	George Washington	68-54	W
12/22/84	Illinois-Chicago	81-60	W
12/28/84	#Boston College	78-82	L
12/29/84	#San Diego State	77-61	W
1/3/85	OHIO STATE	82-79	W
1/5/85	INDIANA (-/12)	68-61	W
1/10/85	Purdue (17/-)	81-72	OT W
1/12/85	Illinois (17/15)	63-75	L
1/17/85	IOWA (19/-)	65-79	L
1/19/85	MINNESOTA (19/-)	75-81	L
1/24/85	Michigan (-/18)	75-86	L
1/31/85	Wisconsin	77-68	W
2/2/85	Northwestern	68-54	W
2/7/85	ILLINOIS (-/9)	64-56	W
2/9/85	PURDUE	65-66	L
2/13/85	Minnesota	64-73	L
2/16/85	Iowa (-/11)	57-55	W
2/23/85	MICHIGAN (-/3)	73-75	L
2/27/85	NORTHWESTERN	61-47	W
3/2/85	WISCONSIN	82-63	W
3/7/85	Indiana	68-58	W
3/9/85	Ohio State	79-90	L
3/15/85	*Ala.-Birmingham	68-70	L

\* NCAA Tournament (Houston, Texas)

\*\* Spartan Outlass Classic (1st place)

# Cabrillo Classic (San Diego, Calif. - 3rd place)

## 1984-85 Roster

#	Name (Ht., Year., Pos.)	PPG
00	Ken Johnson (6-8, Sr., F/C)	10.8
4	Scott Skiles (6-1, Jr., G)	17.7
11	Sam Vincent (6-2, Sr., G)	23.0

13	Darryl Johnson (6-2, So., G)	5.3
15	Ralph Walker (6-8, Jr., F)	2.3
20	Greg Vanek (6-6, Jr., F)	0.3
21	Greg Pedro (6-4, So., G)	1.0
24	Richard Mudd (6-9, Sr., F)	3.9
30	Jim Sarkine (6-9, Fr., F)	---
35	Larry Polec (6-8, Sr., G/F)	8.7
40	Barry Fordham (6-8, So., F/C)	1.1
44	Scott Sekal (6-8, Fr., F)	---
45	Carlton Valentine (6-6, Fr., F)	1.6
55	Mario Izzo (6-11, Fr., C)	---

## 1985-86

## NCAA TOURNAMENT

#18 AP/#18 UPI/#12 USA Today

(23-8 Overall; 12-6 - 3rd Big Ten)

DATE	OPPONENT	MSU-OPP	W/L
11/23/85	WESTERN ILLINOIS	98-63	W
11/26/85	MAINE	89-58	W
11/29/85	**CENTRAL MICHIGAN	103-60	W
11/30/85	**WESTERN MICHIGAN	84-64	W
12/4/85	GEORGE WASHINGTON	87-61	W
12/7/85	CANISIUS	90-61	W
12/14/85	Iowa State	80-82	OT L
12/21/85	ILLINOIS-CHICAGO	99-74	W
12/27/85	#Massachusetts	93-45	W
12/28/85	#New Mexico	76-61	W
1/2/86	Ohio State	73-84	L
1/5/86	Indiana (-/15)	77-74	W
1/9/86	PURDUE (-/20)	83-88	L
1/12/86	ILLINOIS (-/18)	58-51	W
1/16/86	Iowa	71-82	L
1/18/86	Minnesota	71-76	L
1/25/86	MICHIGAN (-/6)	91-79	W
1/30/86	WISCONSIN	83-81	W
2/1/86	NORTHWESTERN	97-69	W
2/6/86	Illinois	84-80	W
2/8/86	Purdue	82-88	L
2/13/86	IOWA	83-73	W
2/15/86	MINNESOTA	76-66	W
2/20/86	Michigan (19/7)	74-59	W
2/27/86	Northwestern (17/-)	82-48	W
3/2/86	Wisconsin (17/-)	84-71	W
3/5/86	INDIANA (17/16)	79-97	L
3/8/86	OHIO STATE (17/-)	91-81	W
3/13/86	*Washington (18/-)	72-70	W
3/15/86	*Georgetown (18/13)	80-68	W
3/21/86	@Kansas (18/2)	86-96	OT L

\* NCAA Tournament (Dayton, Ohio)

@ NCAA Tournament (Kansas City, Kan.)

\*\* Spartan Outlass Classic - (1st place)

# Lobo Classic (Albuquerque, N.M. - 1st place)

## 1985-86 Roster

#	Name (Ht., Year., Pos.)	PPG
00	Keith Hill (6-4, Fr., G)	2.0
4	Scott Skiles (6-1, Sr., G)	27.4
13	Darryl Johnson (6-2, Jr., G)	16.6
15	Ralph Walker (6-8, Sr., F)	2.8
22	Andre Rison (6-0, Fr., G)	0.0
23	Vernon Carr (6-6, Jr., G)	13.8
24	Mark Brown (6-0, Fr., G)	2.3
30	Jim Sarkine (6-9, Fr., F)	0.3
34	David Mueller (6-9, Fr., F/C)	2.1
35	Larry Polec (6-8, Sr., F)	10.7
40	Barry Fordham (6-8, Jr., C/F)	2.8
42	Todd Wolfe (6-5, Fr., G/F)	4.0
44	Scott Sekal (6-8, Fr., F)	2.0
45	Carlton Valentine (6-6, So., F)	6.0
55	Mario Izzo (6-11, Fr., C)	0.5



YEAR-BY-YEAR RESULTS

1986-87

(11-17 Overall: 6-12 - 7th Big Ten)

DATE	OPPONENT	MSU-OPP	W/L
11/29/86	*EASTERN MICHIGAN	99-83	W
11/29/86	*NAVY	90-91	ot L
12/2/86	BROOKLYN	80-62	W
12/4/86	Maine	81-84	L
12/6/86	George Washington	77-62	W
12/13/86	IOWA STATE	86-85	W
12/16/86	Illinois-Chicago	65-74	L
12/20/86	Texas Christian	47-66	L
12/29/86	%Brigham Young	88-96	L
12/30/86	%Wake Forest	71-62	W
1/3/87	Purdue (-/2)	72-87	L
1/5/87	Illinois (-/16)	72-79	L
1/8/87	INDIANA (-/4)	60-79	L
1/10/87	OHIO STATE	90-80	W
1/15/87	Michigan	70-74	L
1/22/87	Wisconsin	81-78	W
1/26/87	Northwestern	65-67	L
1/29/87	IOWA (-/2)	75-89	L
1/31/87	MINNESOTA	72-60	W
2/4/87	Indiana (-/2)	80-84	L
2/9/87	Ohio State	72-90	L
2/15/87	MICHIGAN	90-81	W
2/19/87	NORTHWESTERN	96-71	W
2/21/87	WISCONSIN	63-65	L
2/26/87	Iowa (-/7)	64-93	L
2/28/87	Minnesota	77-67	W
3/4/87	PURDUE (-/3)	59-69	L
3/7/87	ILLINOIS	64-77	L

\* Spartan Outlast Classic (2nd place)  
% Cable Car Classic (Santa Clara, Calif. - 3rd place)

1986-87 Roster

#	Name (Ht., Year., Pos.)	PPG
10	Kirk Manns (6-1, Fr., G)	7.3
13	Darryl Johnson (6-2, Sr., G)	22.1
20	Ken Redfield (6-7, Fr., F)	1.4
23	Vernon Carr (6-6, Sr., G/F)	13.8
24	Mark Brown (6-0, So., G)	---
30	Jim Sarkine (6-9, So., F)	0.3
34	David Mueller (6-9, So., F/C)	---
35	Ed Wright (6-6, Jr., G/F)	4.1
40	Barry Fordham (6-8, Sr., F/C)	5.8
41	George Papadakos (7-0, Jr., C)	3.4
42	Todd Wolfe (6-5, So., G/F)	5.3
43	Bobby Worthington (6-7, Jr., F)	1.9
44	Scott Sekal (6-8, So., F)	0.9
45	Carlton Valentine (6-5, Jr., F)	11.1
55	Mario Izzo (6-11, So., C)	0.6

1987-88

(10-18 Overall: 5-13 - 8th Big Ten)

DATE	OPPONENT	MSU-OPP	W/L
11/27/87	DETROIT	65-63	ot W
12/2/87	MAINE	87-44	W
12/5/87	GEORGE WASHINGTON	64-65	L
12/12/87	TEXAS CHRISTIAN	69-52	W
12/15/87	ILLINOIS-CHICAGO	78-64	W
12/17/87	Eastern Michigan	80-84	ot L
12/19/87	Austin Peay	77-85	L
12/22/87	SAN JOSE STATE	82-68	W
12/29/87	%Arizona (-/1)	58-78	L
12/30/87	%Florida (-/8)	59-83	L
1/7/88	Wisconsin	72-78	2ot L
1/9/88	Illinois (-/19)	62-77	L
1/14/88	MICHIGAN (-/10)	72-90	L
1/16/88	INDIANA (-/15)	75-74	ot W
1/20/88	Purdue (-/5)	67-78	L
1/27/88	MINNESOTA	56-59	L
2/1/88	OHIO STATE	76-64	W

2/4/88	Northwestern	65-64	W
2/6/88	Iowa (-/13)	72-101	L
2/10/88	PURDUE (-/2)	70-72	L
2/13/88	ILLINOIS	65-83	L
2/18/88	Indiana	58-95	L
2/22/88	Michigan (-/10)	67-77	L
2/27/88	Ohio State	78-77	ot W
3/3/88	IOWA (-/11)	87-103	L
3/5/88	Minnesota	61-62	L
3/10/88	NORTHWESTERN	55-53	W
3/12/88	WISCONSIN	69-71	L

% Fiesta Basketball Classic (Tucson, Ariz. - 4th place)

1987-88 Roster

#	Name (Ht., Year., Pos.)	PPG
10	Kirk Manns (6-1, So., G)	5.0
20	Ken Redfield (6-7, So., F)	11.7
21	Steve Smith (6-6, Fr., G/F)	10.7
22	Andre Rison (6-0, Jr., G)	1.3
23	Jesse Hall (6-3, Fr., G)	3.3
24	Todd Wolfe (6-5, Jr., G)	4.4
30	Jim Sarkine (6-9, Sr., F)	0.0
34	David Mueller (6-9, So., F/C)	0.5
35	Ed Wright (6-6, Sr., G/F)	6.2
41	George Papadakos (7-0, Sr., C)	10.1
43	Bobby Worthington (6-7, Sr., F)	4.0
44	Scott Sekal (6-8, Sr., F)	1.5
45	Carlton Valentine (6-5, Sr., F)	13.3
55	Mario Izzo (6-11, Sr., C)	1.0

1988-89

(18-15 Overall: 6-12 - T-8th Big Ten)

DATE	OPPONENT	MSU-OPP	W/L
11/28/88	FURMAN	98-68	W
11/30/88	Nebraska	77-75	W
12/10/88	BOWLING GREEN	89-72	W
12/13/88	ILLINOIS-CHICAGO	96-74	W
12/15/88	Detroit	96-91	ot W
12/17/88	AUSTIN PEAY	70-60	W
12/22/88	EASTERN MICHIGAN	91-76	W
12/28/88	%Colorado	60-57	W
12/29/88	%Oregon State	58-63	L
12/30/88	%Oregon	76-61	W
1/5/89	IOWA (-/9)	82-93	L
1/7/89	Illinois (-/3)	54-71	L
1/11/89	Northwestern	64-62	W
1/14/89	OHIO STATE (-/18)	81-83	L
1/21/89	Indiana (-/19)	60-75	L
1/25/89	PURDUE	106-83	W
1/28/89	MINNESOTA	73-64	W
2/2/89	Wisconsin	64-69	ot L
2/4/89	Michigan (-/11)	66-82	L
2/11/89	Ohio State (-/16)	75-81	L
2/16/89	ILLINOIS (-/5)	56-75	L
2/18/89	Purdue	63-87	L
2/23/89	INDIANA (-/4)	65-76	L
2/25/89	NORTHWESTERN	80-65	W
2/27/89	MICHIGAN (-/13)	52-79	L
3/2/89	MAINE (-/11)	83-81	W
3/8/89	Minnesota	61-77	L
3/11/89	WISCONSIN	70-61	W
3/16/89	#Kent State	83-69	W
3/20/89	*WICHITA STATE	79-67	W
3/22/89	**Villanova	70-63	W
3/27/89	%St. Louis	64-74	L
3/29/89	%Ala.-Birmingham	76-78	ot L

# Far West Classic (Portland, Ore. - 3rd place)  
% National Invitation Tournament (Detroit, Mich.)  
\* National Invitation Tournament (East Lansing)  
\*\* National Invitation Tournament (Philadelphia, Pa.)  
% National Invitation Tournament (New York, N.Y.)

1988-89 Roster

#	Name (Ht., Year., Pos.)	PPG
10	Kirk Manns (6-1, Jr., G)	11.9
11	Mark Montgomery (6-2, Fr., G)	3.7

20	Ken Redfield (6-7, Jr., F)	13.9
21	Steve Smith (6-6, So., G)	17.7
22	Jeff Casler (6-0, So., G)	0.8
23	Jesse Hall (6-3, So., G)	3.4
24	Todd Wolfe (6-5, Sr., G/F)	8.1
25	Jon Zulauf (6-7, Fr., F)	0.0
30	Jim Sarkine (6-9, Sr., F)	0.1
34	David Mueller (6-9, Jr., C)	0.3
35	Matt Steigenga (6-7, Fr., F)	8.7
42	Parish Hickman (6-7, Fr., F)	5.1
44	Scott Sekal (6-8, Sr., F)	1.8
54	Mike Peplowski (6-10, Fr., C)	---

1989-90

NCAA TOURNAMENT  
BIG TEN CHAMPIONS

#4 AP/#4 UPI/#7 USA Today

(28-6 Overall: 15-3 - 1st Big Ten)

DATE	OPPONENT	MSU-OPP	W/L
11/24/89	%Auburn	92-79	W
11/25/89	%Texas A&M	87-75	W
11/27/89	%Kansas State	73-68	W
11/29/89	NEBRASKA	80-69	W
12/2/89	Furman	84-63	W
12/9/89	AUSTIN PEAY	88-76	W
12/12/89	Ill.-Chicago (25/-)	57-65	L
12/16/89	DETROIT (25/-)	94-65	W
12/18/89	BOWLING GREEN (25/-)	79-81	L
12/20/89	Evansville (25/-)	80-66	W
12/23/89	EASTERN MICH. (25/-)	87-73	W
12/29/89	#SAN JOSE STATE	88-61	W
12/30/89	#PRINCETON	51-49	W
1/6/90	Wisconsin	64-61	W
1/11/90	OHIO STATE	78-68	W
1/13/90	IOWA	87-80	W
1/18/90	Illinois (-/7)	64-73	L
1/20/90	NORTHWESTERN	91-80	W
1/24/90	Indiana (-/12)	75-57	W
1/27/90	Michigan (-/7)	63-65	L
2/1/90	MINNESOTA (-/19)	74-79	L
2/3/90	Purdue (-/8)	64-53	W
2/8/90	WISCONSIN (23/-)	60-57	W
2/10/90	Ohio State (23/-)	84-75	W
2/12/90	Iowa (23/-)	80-70	W
2/17/90	ILLINOIS (21/15)	70-63	W
2/25/90	INDIANA (15/25)	72-66	W
3/1/90	MICHIGAN (14/8)	78-70	W
3/3/90	Minnesota (14/17)	75-73	ot W
3/8/90	Northwestern (7/-)	84-68	W
3/11/90	PURDUE (7/10)	72-70	W
3/15/90	SMurray St. (3/-)	75-71	ot W
3/17/90	SUCSB (3/-)	62-58	W
3/23/90	&Georgia Tech (3/9/80-81)	ot L	

# Great Alaska Shootout (Anchorage, Alaska - 1st place)  
% Oldsmobile Spartan Classic (1st place)  
\$ NCAA Tournament (Knoxville, Tenn.)  
& NCAA Tournament (New Orleans, La.)

1989-90 Roster

#	Name (Ht., Year., Pos.)	PPG
10	Kirk Manns (6-1, Sr., G)	15.3
11	Mark Montgomery (6-2, So., G)	3.6
20	Ken Redfield (6-7, Sr., F)	11.6
21	Steve Smith (6-6, Jr., G)	20.2
22	Jeff Casler (6-0, Jr., G)	0.8
23	Jesse Hall (6-3, Jr., G)	1.0
24	Todd Wolfe (6-5, Sr., G)	2.1
25	Jon Zulauf (6-6, Fr., F)	0.7
31	Dwayne Stephens (6-7, Fr., F)	4.3
34	Dave Mueller (6-9, Sr., C)	0.3
35	Matt Steigenga (6-7, So., F)	10.4
42	Parish Hickman (6-7, So., F)	6.3
44	Matt Hofkamp (6-10, Fr., C)	---
54	Mike Peplowski (6-10, Fr., C)	5.3





## YEAR-BY-YEAR RESULTS

## 1990-91

## NCAA TOURNAMENT

#14 AP/#22 UPI

(19-11 Overall: 11-7 - T-3rd Big Ten)

DATE	OPPONENT	MSU-OPP	W/L
11/23/90	Furman (4/-)	78-73	W
11/28/90	Nebraska (5/-)	69-71	L
12/1/90	Bowling Green (5/-)	85-98	L
12/8/90	Detroit (19/-)	83-61	W
12/13/90	Cincinnati (21/-)	65-63	W
12/15/90	IUNLV (21/1)	75-95	L
12/18/90	EVANSVILLE (24/-)	81-76	W
12/20/90	CENTRAL MICH. (24/-)	74-61	W
12/28/90	#GEORGE MASON (25/-)	97-72	W
12/29/90	#LOUISIANA TECH (25/-)	77-62	W
1/3/91	MICHIGAN (25/-)	85-70	W
1/5/91	Iowa (25/22)	66-79	L
1/10/91	WISCONSIN	65-50	W
1/12/91	NORTHWESTERN	66-59	W
1/17/91	Illinois	71-68	W
1/19/91	MINNESOTA	73-64	W
1/23/91	Purdue (22/-)	51-62	L
1/26/91	Indiana (22/3)	63-97	L
1/31/91	OHIO STATE (-/3)	75-61	W
2/7/91	IOWA (25/-)	67-71	L
2/9/91	Wisconsin (25/-)	78-84	2ot L
2/14/91	Northwestern	55-53	W
2/16/91	ILLINOIS	62-58	W
2/23/91	PURDUE	75-58	W
2/25/91	Minnesota	74-72	W
2/28/91	INDIANA (-/5)	56-62	L
3/3/91	Ohio State (-/2)	64-65	L
3/9/91	Michigan	66-59	W
3/15/91	SJW-Green Bay	60-58	W
3/17/91	SUtah (-/10)	84-85	2ot L

! played at Palace of Auburn Hills

# Oldsmobile Spartan Classic (1st place)

\$ NCAA Tournament (Tucson, Ariz.)

## 1990-91 Roster

#	Name (Ht., Year., Pos.)	PPG
3	Kris Weshinsky (6-3, Fr., G)	2.5
11	Mark Montgomery (6-2, Jr., G)	7.0
12	Andy Penick (6-2, Fr., G)	4.5
21	Steve Smith (6-7, Sr., G)	25.1
22	Jeff Casler (6-0, Sr., G)	0.4
24	Shawn Respert (6-3, Fr., G)	0.0
25	Jon Zulauf (6-6, So., F)	1.3
31	Dwayne Stephens (6-7, So., F)	5.3
35	Matt Steigenga (6-7, Jr., F)	12.6
42	Ron Hickman (6-7, Jr., F)	6.0
44	Matt Hofkamp (6-10, Fr., C)	0.8
45	Ron Haley (6-6, So., F)	0.4
54	Mike Peplowski (6-10, So., C)	7.7

## 1991-92

## NCAA TOURNAMENT

#14 AP/#11 UPI/#15 USA Today

(22-8 Overall: 11-7 - T-3rd Big Ten)

DATE	OPPONENT	MSU-OPP	W/L
11/25/91	%Lamar	81-68	W
11/26/91	%Rice	75-67	W
11/27/91	%Arkansas (-/2)	86-71	W
12/4/91	NEBRASKA (22/-)	101-78	W
12/7/91	Dayton (22/-)	83-74	W
12/14/91	DETROIT (T-13/-)	91-75	W
11/27/91	ILL.-CHICAGO (12/-)	75-51	W
12/21/91	CINCINNATI (9/-)	90-89	W
12/27/91	#AUSTIN PEAY (9/-)	82-71	W
12/28/91	#STANFORD (9/-)	72-62	W
1/17/92	Ohio State (9/7)	46-62	L
1/11/92	ILLINOIS (9/-)	77-75	W

1/15/92	NORTHWESTERN (11/-)	78-61	W
1/18/92	Minnesota (11/-)	66-70	L
1/22/92	Purdue (14/-)	66-61	W
1/29/92	MICHIGAN (13/15)	79-89	ot L
2/1/92	INDIANA (13/4)	76-60	W
2/6/92	Iowa (11/-)	63-77	L
2/8/92	Wisconsin (11/-)	79-64	W
2/12/92	WISCONSIN (12/-)	76-61	W
2/15/92	Michigan (12/17)	70-59	W
2/19/92	Indiana (11/7)	73-103	L
2/22/92	PURDUE (11/-)	70-68	W
2/29/92	OHIO STATE (12/8)	65-78	L
3/5/92	Northwestern (13/-)	72-55	W
3/7/92	Illinois (13/-)	71-80	L
3/11/92	MINNESOTA (16/-)	66-57	W
3/15/92	IOWA (16/-)	64-53	W
3/20/92	\$SW Mo. St. (14/-)	61-54	W
3/22/92	\$Cincinnati (14/12)	65-77	L
	% Maui Invitational (Maui, Hawaii - 1st place)		
	% Oldsmobile Spartan Classic (1st place)		
	\$ NCAA Tournament (Dayton, Ohio)		

## 1991-92 Roster

#	Name (Ht., Year., Pos.)	PPG
3	Kris Weshinsky (6-3, So., G)	6.4
11	Mark Montgomery (6-2, Sr., G)	7.0
12	Andy Penick (6-2, So., G)	1.0
13	Eric Snow (6-3, Fr., G)	1.1
20	Mark Bluem (6-6, Fr., F)	0.6
22	Steve Nicodemus (6-4, Fr., G)	---
23	Daimon Beathea (6-7, Fr., F)	---
24	Shawn Respert (6-3, Fr., G)	15.8
25	Jon Zulauf (6-6, Jr., F)	3.1
31	Dwayne Stephens (6-7, Jr., F)	11.1
34	Anthony Miller (6-9, So., F)	7.2
35	Matt Steigenga (6-7, Sr., F)	10.2
45	Ron Haley (6-6, Jr., F)	0.3
54	Mike Peplowski (6-10, Sr., C)	13.3

## 1992-93

(15-13 Overall: 7-11 - T-8th Big Ten)

DATE	OPPONENT	MSU-OPP	W/L
12/1/92	MOREHEAD ST. (18/-)	121-53	W
12/5/92	%Louisville (18/12)	69-73	L
12/11/92	%Stetson (24/-)	78-59	W
12/12/92	%Loyola-Mary. (24/-)	73-70	W
12/15/92	ILL.-CHICAGO (23/-)	79-75	W
12/19/92	DAYTON (23/-)	65-60	W
12/29/92	SNEW HAMPSHIRE (17/-)	81-51	W
12/30/92	SWASH. ST. (17/-)	77-61	W
1/2/93	East Tenn. St. (17/-)	80-69	W
1/6/93	Minnesota (14/-)	57-64	L
1/9/93	ILLINOIS (14/-)	39-52	L
1/13/93	Ohio State (23/21)	77-60	W
1/16/93	Northwestern (23/-)	80-75	L
1/23/93	WISCONSIN (21/-)	66-67	L
1/28/93	IOWA (-/11)	90-96	ot L
1/30/93	Purdue (-/14)	72-64	W
2/2/93	MICHIGAN (25/7)	69-73	W
2/6/93	MINNESOTA (25/-)	75-63	L
2/10/93	Illinois	80-83	L
2/13/93	OHIO STATE	81-66	W
2/17/93	NORTHWESTERN	81-55	W
2/24/93	Wisconsin	62-65	L
2/27/93	Iowa (-/18)	64-66	L
3/3/93	PURDUE (-/24)	58-61	L
3/7/93	Michigan (-/4)	81-87	ot L
3/10/93	Indiana (-/2)	68-99	L
3/13/93	PENN STATE	70-53	W
3/17/93	&Oklahoma	86-68	L
	% played at Joe Louis Arena, Detroit		
	! Los Angeles Classic (Los Angeles, Calif. - 1st place)		
	\$ Oldsmobile Spartan Classic (1st place)		
	& National Invitation Tournament (Norman, Okla.)		

## 1992-93 Roster

#	Name (Ht., Year., Pos.)	PPG
3	Kris Weshinsky (6-4, Jr., G)	10.4
4	David Hart (6-4, Fr., G)	0.3
5	Andy Penick (6-2, So., G)	1.5
13	Eric Snow (6-3, So., G)	4.3
20	Mark Bluem (6-6, So., F)	0.0
22	Steve Nicodemus (6-4, Fr., G)	2.1
23	Daimon Beathea (6-7, Fr., F)	1.2
24	Shawn Respert (6-3, So., G)	20.1
25	Jon Zulauf (6-6, Sr., F)	4.4
30	Jamie Feick (6-8, Fr., F)	0.4
31	Dwayne Stephens (6-7, Sr., F)	9.1
34	Anthony Miller (6-9, Jr., F)	6.6
35	Steve Polonowski (6-9, Fr., F)	---
40	Quinton Brooks (6-7, Fr., F)	4.2
54	Mike Peplowski (6-11, Sr., C)	14.5

## 1993-94

## NCAA TOURNAMENT

(20-12 Overall: 10-8 - T-4th Big Ten)

DATE	OPPONENT	MSU-OPP	W/L
11/26/93	!Pacific	83-64	W
11/27/93	!Washington State	71-76	L
11/28/93	!East Tennessee St.	92-69	W
12/4/93	Louisville (-/11)	68-77	L
12/7/93	Cleveland State	90-76	W
12/9/93	EAST TENNESSEE ST.	107-81	W
12/12/93	DETROIT	74-63	W
12/14/93	ILLINOIS-CHICAGO	90-77	W
12/18/93	NEBRASKA	81-85	L
12/21/93	Tennessee	69-60	W
12/28/93	%BOWLING GREEN	62-49	W
12/29/93	%CORNELL	83-65	W
1/5/94	Michigan (-/13)	64-79	L
1/8/94	ILLINOIS (-/21)	79-74	W
1/12/94	Purdue (-/9)	77-89	L
1/15/94	NORTHWESTERN	67-46	W
1/19/94	WISCONSIN (-/14)	70-60	W
1/22/94	Minnesota (-/20)	66-68	L
1/26/94	Ohio State	77-71	W
1/29/94	IOWA	87-84	W
2/2/94	Wisconsin (-/16)	62-87	L
2/5/94	MICHIGAN (-/13)	51-59	L
2/9/94	Illinois	64-72	L
2/12/94	PURDUE (-/10)	70-74	L
2/17/94	Northwestern	60-55	W
2/23/94	MINNESOTA (-/20)	85-68	W
2/26/94	OHIO STATE	75-60	W
3/2/94	Iowa	80-72	W
3/9/94	INDIANA (-/18)	94-78	W
3/12/94	Penn State	70-71	L
3/18/94	+Seton Hall	84-73	W
3/20/94	+Duke (-/10)	74-85	L
	! San Juan Shootout (San Juan, P.R. - 3rd place)		
	% Oldsmobile Spartan Classic (1st place)		
	+ NCAA Tournament (St. Petersburg, Fla.)		

## 1993-94 Roster

#	Name (Ht., Year., Pos.)	PPG
3	Kris Weshinsky (6-4, Sr., G)	8.2
4	David Hart (6-4, So., G)	0.5
13	Eric Snow (6-3, Jr., G)	6.8
20	Mark Prylow (6-3, Jr., G)	1.0
21	Jon Garavaglia (6-9, Fr., F)	2.7
22	Steve Nicodemus (6-4, So., G)	0.8
23	Daimon Beathea (6-7, So., F)	5.0
24	Shawn Respert (6-3, Jr., G)	14.3
30	Jamie Feick (6-8, So., F)	3.0
34	Anthony Miller (6-9, Sr., F)	12.6
35	Steve Polonowski (6-9, Fr., F)	1.4
40	Quinton Brooks (6-7, So., F)	11.3
42	Erik Qualman (6-6, Sr., F)	0.5



## YEAR-BY-YEAR RESULTS

### 1994-95

#### NCAA TOURNAMENT

#11 AP/#10 UPI/#20 USA Today  
 (22-6 Overall; 14-4 - 2nd Big Ten)

DATE	OPPONENT	MSU-OPP	W/L
11/30/94	Ill.-Chicago (18/-)	92-78	W
12/3/94	LOUISVILLE (18/-)	85-71	W
12/10/94	Nebraska (15/-)	91-96	L
12/12/94	CLEVELAND ST. (18/-)	111-68	W
12/17/94	Detroit (18/-)	80-63	W
12/20/94	TENNESSEE (17/-)	79-68	W
12/29/94	#BALL STATE (15/-)	117-95	W
12/30/94	#LONG BEACH ST. (15/-)	70-60	W
1/4/95	Wisconsin (14/-)	78-64	W
1/7/95	IOWA (14/22)	69-68	W
1/11/95	Indiana (11/-)	82-89	L
1/14/95	OKLAHOMA ST. (11/-)	70-69	W
1/18/95	NORTHWESTERN (12/-)	93-56	W
1/22/95	Michigan (12/-)	73-71	W
1/25/95	MINNESOTA (10/-)	54-53	W
1/28/95	Illinois (10/-)	75-67	W
2/2/95	PENN STATE (9/-)	82-62	W
2/4/95	Ohio State (9/-)	67-58	W
2/7/95	PURDUE (7/25)	69-78	L
2/11/95	Penn State (7/-)	68-53	W
2/15/95	ILLINOIS (8/-)	68-58	W
2/18/95	Minnesota (8/24)	57-66	L
2/21/95	MICHIGAN (12/-)	67-64	W
2/25/95	Northwestern (12/-)	83-60	W
3/5/95	INDIANA (10/-)	67-61	W
3/8/95	Iowa (9/-)	78-79	L
3/11/95	WISCONSIN (9/-)	97-72	W
3/17/95	+Weber State (11/-)	72-79	L

# Oldsmobile Spartan Classic (1st place)  
 + NCAA Tournament (Tallahassee, Fla.)

#### 1994-95 Roster

#	Name (Ht., Year., Pos.)	PPG
3	Thomas Kelley (6-2, Fr., G)	1.4
4	David Hart (6-4, Jr., G)	0.5
5	Ray Weathers (6-3, So., G)	3.5
12	Andy Penick (6-2, Sr., G)	1.6
13	Eric Snow (6-3, Sr., G)	10.8
15	Mike Respert (5-11, So., G)	1.3
20	Mark Prylow (6-3, Sr., G)	0.8
21	Jon Garavaglia (6-9, So., F)	7.6
22	Steve Nicodemus (6-4, Jr., G)	1.2
23	Daimon Beathia (6-7, Jr., F)	5.0
24	Shawn Respert (6-3, Sr., G)	25.6
30	Jamie Feick (6-9, Jr., F)	9.9
35	Steve Polonowski (6-9, So., F)	2.2
40	Quinton Brooks (6-9, Jr., F)	11.3

### TOM IZZO

1995-SA  
 606-232 (.723)



Hall of Fame coach  
 Tom Izzo took over as head coach in 1995

on a mission to turn Michigan State into one of the elite college basketball programs in the nation. A 1977 Division II All-American at Northern Michigan University, Izzo began his coaching career in 1977-78 at Ishpeming High School. After serving at Northern Michigan as an assistant from 1979-83, he came to MSU as an assistant coach. In 1990, he was appointed associate head coach and in 1995 he took over the head coaching duties after Jud Heathcote's retirement. After two seasons in which MSU appeared in the NIT, Izzo led the Spartans to a Big Ten Championship in 1998 and an appearance in the NCAA Tournament. In 1999, MSU appeared in its first Final Four since 1979. One year later, MSU won the 2000 NCAA National Championship. In 2001, Izzo led the Spartans to a fourth-straight Big Ten Championship and a third-straight Final Four. Michigan State returned to the Final Four in 2005. In 2009 and 2010, MSU won the regular-season Big Ten title and advanced to the Final Four. In 2015, MSU entered the NCAA Tournament as a No. 7 seed, but advanced to Izzo's seventh Final Four. The Spartans won the Big Ten regular season and the tournament title for a Big Ten-best sixth time in 2019 en route to the Final Four. In addition, his teams captured Big Ten Tournament titles in 1999, 2000, 2012, 2014 and 2016. He won Big Ten Coach of the Year honors for the third time in his career in 2012, while leading MSU to the seventh Big Ten title of his career. He also won the Big Ten honor in 1998 and 2009. Izzo has earned eight National Coach of the Year honors. He was inducted into the Naismith Memorial Basketball Hall of Fame in 2016.

### 1995-96

(16-16 Overall; 9-9 - 7th Big Ten)

DATE	OPPONENT	MSU-OPP	W/L
11/20/95	!Chaminade	69-66	W
11/21/95	!North Carolina (-20)	70-92	L
11/22/95	!Santa Clara	71-77	L
11/28/95	#Arkansas (-25)	75-72	W
12/2/95	Louisville (-18)	59-79	L
12/6/95	EVANSVILLE	67-63	W
12/10/95	DETROIT	61-63	L
12/16/95	Kansas State	67-54	W
12/18/95	Oklahoma State	57-68	L
12/21/95	EAST TENNESSEE ST.	63-57	W
12/29/95	*CENTRAL MICHIGAN	62-69	L
12/30/95	*IDAHO STATE	68-55	W
1/4/96	INDIANA	65-60	W
1/6/96	Illinois (-13)	68-58	W
1/13/96	MICHIGAN (-23)	54-76	L
1/17/96	Wisconsin	48-61	L
1/20/96	IOWA (-16)	62-60	W
1/24/96	NORTHWESTERN	68-54	W

1/27/96	Minnesota	68-54	W
1/31/96	PENN STATE (-10)	61-58	W
2/3/96	Purdue (-17)	51-56	L
2/7/96	OHIO STATE	55-41	W
2/10/96	Penn State	50-54	L
2/14/96	MINNESOTA	63-64 2ot	L
2/17/96	Northwestern	75-57	W
2/21/96	Iowa	47-83	L
2/24/96	WISCONSIN	52-73	L
2/27/96	Michigan	46-75	L
3/6/96	ILLINOIS	77-67	W
3/10/96	Indiana	53-57	L
3/13/96	*WASHINGTON	64-50	W
3/19/96	+Fresno State	70-80	L

! Maui Invitational (Maui, Hawaii - 5th place)  
 \* Great Eight (Auburn Hills, Mich.)

\* Oldsmobile Spartan Classic (3rd place)  
 + National Invitation Tournament (East Lansing)  
 + National Invitation Tournament (Fresno, Calif.)

#### 1995-96 Roster

#	Name (Ht., Year., Pos.)	PPG
3	Thomas Kelley (6-2, So. G)	5.1
5	Ray Weathers (6-3, Jr., G)	9.7
10	Anthony Mull (6-4, Jr., G)	2.8
11	Jason Klein (6-7, Fr., G/F)	2.1
13	Antonio Smith (6-8, Fr., F)	4.3
14	Mike Webber (6-5, Jr., G)	---
15	Mike Respert (5-11, Jr., G)	2.4
22	Steve Nicodemus (6-7, Sr., G)	0.7
23	Daimon Beathia (6-7, Sr., F)	5.5
25	Jon Garavaglia (6-9, Jr., F)	5.1
30	Jamie Feick (6-9, Sr., G)	10.1
35	Steve Polonowski (6-9, Jr., F)	0.6
40	Quinton Brooks (6-7, Sr., F)	16.3
42	Morris Perrett (6-6, Fr., F)	0.5
44	David Hart (6-4, Sr., G)	0.0

### 1996-97

(17-12 Overall; 9-9 - T-6th Big Ten)

DATE	OPPONENT	MSU-OPP	W/L
11/25/96	EAST TENNESSEE ST.	83-45	W
12/3/96	CLEVELAND STATE	83-78	W
12/5/96	ILLINOIS-CHICAGO	90-60	W
12/14/96	Detroit	84-86 3ot	L
12/17/96	Evansville	86-77	W
12/21/96	KANSAS STATE	75-43	W
12/27/96	*KENT STATE	83-64	W
12/28/96	*WEBER STATE	83-51	W
1/2/97	Indiana (-12)	65-77	L
1/4/97	MINNESOTA (-16)	43-68	L
1/9/97	Wisconsin	58-50	W
1/11/97	OHIO STATE	69-66	W
1/15/97	Penn State	69-58	W
1/18/97	NORTHWESTERN	75-62	W
1/22/97	ILLINOIS	63-66	L
1/25/97	MICHIGAN (-13)	61-74	L
1/29/97	Purdue	62-72	L
2/1/97	Michigan (-16)	65-85	L
2/8/97	PURDUE	62-77	L
2/12/97	IOWA	69-67	W
2/15/97	Illinois (-20)	68-79	L
2/19/97	Northwestern	58-70	L
2/22/97	PENN STATE	71-57	W
2/26/97	Ohio State	67-65	W
3/1/97	WISCONSIN	68-49	W
3/6/97	Minnesota (-2)	74-81	L
3/8/97	INDIANA (-25)	63-60	W
3/12/97	IGEORGE WASHINGTON	65-50	W
3/17/97	+Florida State	63-68	L

\* Oldsmobile Spartan Classic (1st place)  
 + National Invitation Tournament (East Lansing)  
 + National Invitation Tournament (Tallahassee, Fla.)



## YEAR-BY-YEAR RESULTS

1996-97 Roster		
#	Name (Ht., Year., Pos.)	PPG
3	Thomas Kelley (6-2, Jr., G)	8.1
5	Ray Weathers (6-3, Sr., G)	13.6
10	Anthony Mull (6-4, Sr., G)	2.0
11	David Thomas (6-7, Fr., G)	1.0
12	Mateen Cleaves (6-2, Fr., G)	10.2
13	Antonio Smith (6-8, So., F)	8.5
14	Jason Webber (6-5, Fr., G/F)	1.4
25	Jon Garavaglia (6-9, Sr., F)	10.5
35	Steve Polonowski (6-9, Sr., F)	2.8
42	Morris Peterson (6-6, Fr., F)	6.8
43	A.J. Granger (6-9, Fr., F)	1.2
44	Jason Klein (6-7, So., G/F)	4.5
54	Ken Miller (6-10, Fr., C)	---
55	Dujuan Wiley (6-9, Jr., C)	1.4

54	Ken Miller (6-10, Fr., C)	0.7
55	Dujuan Wiley (6-9, Sr., C)	6.3
---	Rob McKenzie	0.0

44	Jason Klein (6-7, Sr., G/F)	9.4
55	Adam Ballinger (6-9, Fr., F)	1.5

## 1997-98

NCAA TOURNAMENT		
BIG TEN CHAMPIONS		
#16 AP/#10 ESPN/USA Today		
(22-8 Overall; 13-3 - T-1st Big Ten)		
DATE	OPPONENT	MSU-OPP W/L
11/17/97	EAST TENNESSEE ST. 82-59	W
11/21/97	Illinois-Chicago 58-70	L
11/28/97	ICENTRAL MICHIGAN 89-61	W
11/29/97	IGONZAGA 70-68	W
12/4/97	TEMPLE (-/20) 54-56	L
12/6/97	Cleveland State 85-54	W
12/13/97	DETROIT 65-68	L
12/17/97	WRIGHT STATE 95-52	W
12/20/97	South Florida 68-53	W
12/27/97	EASTERN ILLINOIS 81-69	W
12/30/97	Purdue (-/5) 74-57	W
1/8/98	WISCONSIN 63-40	W
1/10/98	Michigan (-/17) 69-79	L
1/14/98	Minnesota 74-60	W
1/17/98	ILLINOIS 68-64	W
1/21/98	Iowa (-/10) 78-57	W
1/24/98	PENN STATE 71-59	W
1/28/98	INDIANA (22/25) 84-66	W
1/31/98	Northwestern (22/-) 72-66	ot W
2/4/98	Ohio State (16/-) 84-58	W
2/7/98	IOWA (16/24) 75-64	W
2/12/98	Illinois (13/-) 63-84	L
2/14/98	MINNESOTA (13/-) 71-59	W
2/17/98	MICHIGAN (14/22) 80-75	W
2/21/98	Wisconsin (14/-) 56-47	W
3/1/98	PURDUE (10/11) 96-99	ot L
3/6/98	^Minnesota (12/-) 73-76	L
3/12/98	^Eastern Mich. (16/-) 83-71	W
3/14/98	^Princeton (16/8) 63-56	W
3/19/98	^North Carolina (16/11) 58-73	L

! Coca Cola Spartan Classic (1st place)  
% Big Ten Tournament (Chicago, Ill.)  
\$ NCAA Tournament (Hartford, Conn.)  
# NCAA Tournament (Greensboro, N.C.)

## 1998-99

NCAA FINAL FOUR		
BIG TEN CHAMPIONS		
#2 AP/#3 ESPN/USA Today		
(33-5 Overall; 15-1 - 1st Big Ten)		
DATE	OPPONENT	MSU-OPP W/L
11/13/98	NE LOUISIANA (5/-) 89-58	W
11/17/98	Oakland (5/-) 96-66	W
11/20/98	Temple (5/7) 59-60	L
11/27/98	ICENTRAL FLORIDA (5/-) 87-64	W
11/28/98	IWESTERN MICH. (7/-) 90-66	W
12/2/98	+Duke (9/4) 67-73	L
12/5/98	Connecticut (9/1) 68-82	L
12/10/98	East Tenn. St. (14/-) 86-53	W
12/13/98	ILL.-CHICAGO (14/-) 77-33	W
12/21/98	^Pepperdine (14/-) 79-67	W
12/22/98	^Tulsa (15/-) 68-58	W
12/23/98	^Alabama (15/-) 75-58	W
12/30/98	UNC ASHEVILLE (13/-) 64-39	W
1/2/99	LOUISVILLE (13/-) 69-57	W
1/6/99	Wisconsin (12/24) 51-66	L
1/9/99	MICHIGAN (12/-) 81-67	W
1/13/99	MINNESOTA (14/19) 71-55	W
1/16/99	Illinois (14/-) 51-49	W
1/21/99	IOWA (11/14) 80-65	W
1/24/99	Indiana (11/18) 73-59	W
1/27/99	OHIO STATE (8/15) 76-71	W
1/30/99	NORTHWESTERN (8/-) 65-48	W
2/2/99	Penn State (8/-) 70-68	W
2/6/99	Iowa (8/14) 95-81	W
2/11/99	ILLINOIS (5/-) 61-44	W
2/13/99	Minnesota (5/22) 84-82	W
2/16/99	PURDUE (4/17) 82-69	W
2/18/99	Michigan (4/-) 73-58	W
2/21/99	WISCONSIN (4/13) 56-51	W
2/28/99	Purdue (3/23) 60-46	W
3/5/99	*Northwestern (2/-) 61-59	W
3/6/99	*Wisconsin (2/19) 56-41	W
3/7/99	*Illinois (2/-) 67-50	W
3/12/99	^Smt. St. Mary's (2/-) 76-53	W
3/14/99	^Mississippi (2/-) 74-66	W
3/19/99	^Oklahoma (2/-) 54-46	W
3/21/99	^Kentucky (2/8) 73-66	W
3/27/99	^Duke (2/1) 62-68	L

! Coca Cola Spartan Classic (1st place)  
+ Great Eight (Chicago, Ill.)  
^ Pearl Harbor Classic (Laie, Hawaii - 1st place)  
\* Big Ten Tournament (Chicago, Ill.)  
\$ NCAA Tournament (Milwaukee, Wis.)  
& NCAA Tournament (St. Louis, Mo.)  
# NCAA Final Four (St. Petersburg, Fla.)

## 1999-2000

NATIONAL CHAMPIONS		
BIG TEN CHAMPIONS		
#2 AP/#1 ESPN/USA Today		
(32-7 Overall; 13-3 - T-1st Big Ten)		
DATE	OPPONENT	MSU-OPP W/L
11/22/99	TOLEDO (3/-) 78-33	W
11/25/99	^Providence (3/-) 82-58	W
11/26/99	^South Carolina (3/-) 59-56	W
11/27/99	^Texas (3/20) 74-81	L
12/1/99	North Carolina (8/2) 86-76	W
12/3/99	!HOWARD (8/-) 75-45	W
12/4/99	EASTERN MICH. (8/-) 74-57	W
12/7/99	+Kansas (4/5) 66-54	W
12/11/99	Arizona (4/2) 68-79	L
12/18/99	OAKLAND (5/-) 86-51	W
12/23/99	Kentucky (5/-) 58-60	L
12/28/99	MISS. VALLEY ST. (8/-) 96-63	W
12/30/99	Wright State (8/-) 49-53	L
1/5/00	PENN STATE (11/-) 76-63	W
1/8/00	Iowa (11/-) 75-53	W
1/11/00	INDIANA (11/9) 77-71	ot W
1/20/00	Ohio State (10/13) 67-78	L
1/22/00	NORTHWESTERN (10/-) 69-45	W
1/27/00	Northwestern (9/-) 59-29	W
1/30/00	ILLINOIS (9/-) 91-66	W
2/1/00	Michigan (8/-) 82-62	W
2/5/00	CONNECTICUT (8/7) 85-66	W
2/8/00	Purdue (6/-) 67-70	L
2/12/00	Wisconsin (6/-) 61-44	W
2/15/00	OHIO STATE (6/7) 83-72	W
2/19/00	WISCONSIN (6/-) 59-54	W
2/23/00	Penn State (5/-) 79-63	W
2/26/00	Indiana (5/16) 79-81	ot L
3/2/00	MINNESOTA (7/-) 79-43	W
3/4/00	MICHIGAN (7/-) 114-63	W
3/10/00	*Iowa (5/-) 75-65	W
3/11/00	*Wisconsin (5/-) 55-46	W
3/12/00	*Illinois (5/25) 76-61	W
3/16/00	^Valparaiso (2/-) 65-38	W
3/18/00	^Utah (2/-) 73-61	W
3/23/00	^Syracuse (2/16) 75-58	W
3/25/00	^& Iowa State (2/6) 75-64	W
4/1/00	^Wisconsin (2/-) 53-41	W
4/3/00	^Florida (2/13) 89-76	W
4/3/00	^ Puerto Rico Shootout (Bayamon, P.R. - 2nd place)	

! Coca Cola Spartan Classic  
+ Great Eight (Chicago, Ill.)  
^ Big Ten Tournament (Chicago, Ill.)  
\$ NCAA Tournament (Cleveland, Ohio)  
& NCAA Tournament (Auburn Hills, Mich.)  
# NCAA Final Four (Indianapolis, Ind.)

1997-98 Roster		
#	Name (Ht., Year., Pos.)	PPG
3	Thomas Kelley (6-2, Sr., G)	---
5	Lorenzo Guess (6-3, Sr., G)	0.8
10	Tony Schembri (6-2, Fr., G)	---
11	David Thomas (6-7, Jr., G/F)	---
12	Mateen Cleaves (6-2, Jr., G)	11.7
13	Antonio Smith (6-8, Sr., F)	6.5
14	Charlie Bell (6-3, So., G)	7.8
15	Mat Ishbia (5-10, Fr., G)	---
23	Brandon Smith (5-11, So., G)	0.2
25	Steve Cherry (6-6, So., F)	0.5
30	Doug Davis (6-3, Fr., G)	2.1
34	Andre Hutson (6-8, Jr., F)	7.5
42	Morris Peterson (6-6, So., G/F)	8.0
43	A.J. Granger (6-9, So., F)	2.6
44	Jason Klein (6-7, Jr., G/F)	11.2

1998-99 Roster		
#	Name (Ht., Year., Pos.)	PPG
3	Thomas Kelley (6-2, Sr., G)	5.1
5	Lorenzo Guess (6-3, So., G)	0.8
10	Tony Schembri (6-2, Fr., G)	---
11	David Thomas (6-7, Jr., G/F)	---
12	Mateen Cleaves (6-2, Jr., G)	11.7
13	Antonio Smith (6-8, Sr., F)	6.5
14	Charlie Bell (6-3, So., G)	7.8
15	Mat Ishbia (5-10, Fr., G)	---
23	Brandon Smith (5-11, So., G)	0.2
25	Steve Cherry (6-6, So., F)	0.5
30	Doug Davis (6-3, So., G)	1.9
34	Andre Hutson (6-8, So., F)	8.9
42	Morris Peterson (6-6, Jr., G/F)	13.6
43	A.J. Granger (6-9, Jr., F)	6.6

1999-2000 Roster		
#	Name (Ht., Year., Pos.)	PPG
3	Adam Wolfe (6-9, Fr., F)	---
10	Brandon Smith (5-11, Jr., G)	0.4
11	David Thomas (6-7, Jr., G/F)	2.4
12	Mateen Cleaves (6-2, Sr., G)	12.1
14	Charlie Bell (6-3, Jr., G)	11.5
15	Mat Ishbia (5-10, Fr., G)	0.5
20	Mike Chappell (6-9, Jr., F)	5.9
22	Steve Cherry (6-6, Jr., F)	0.7
23	Jason Richardson (6-6, Fr., G/F)	5.1
25	Aloysius Anagnone (6-8, Fr., F)	2.9
34	Andre Hutson (6-8, Jr., F)	10.2
42	Morris Peterson (6-7, Sr., F)	16.8
43	A.J. Granger (6-9, Sr., F)	9.5

## YEAR-BY-YEAR RESULTS

 44 Jason Andreas (6-10, Fr., C) ---  
 55 Adam Ballinger (6-9, Fr., F) 2.0

### 2000-01

#### NCAA FINAL FOUR

#### BIG TEN CHAMPIONS

#3 AP/#3 ESPN/USA Today

(28-5 Overall; 13-3 - T-1st Big Ten)

DATE	OPPONENT	MSU-OPP	W/L
11/19/00	OAKLAND (3/-)	97-61	W
11/24/00	!CORNELL (4/-)	89-56	W
11/25/00	!EASTERN WASH. (4/-)	83-61	W
11/29/00	NORTH CAROLINA (3/6)	77-64	W
12/2/00	ILL.-CHICAGO (3/-)	97-53	W
12/6/00	FLORIDA (2/8)	99-83	W
12/9/00	Loyola (Ill.) (2/-)	103-71	W
12/16/00	KENTUCKY (2/-)	46-45	W
12/19/00	+Seton Hall (2/8)	72-57	W
12/27/00	%Bowling Green (1/-)	85-69	W
12/30/00	WRIGHT STATE (1/-)	88-61	W
1/3/01	PENN STATE (1/-)	98-73	W
1/7/01	Indiana (1/-)	58-59	L
1/10/01	NORTHWESTERN (3/4)	84-53	W
1/13/01	WISCONSIN (3/17)	69-59	OT W
1/21/01	OHIO STATE (3/-)	71-56	W
1/24/01	Northwestern (3/-)	74-58	W
1/27/01	Ohio State (3/-)	55-64	L
1/30/01	Michigan (5/-)	91-64	W
2/4/01	PURDUE (5/-)	72-55	W
2/6/01	Illinois (4/7)	66-77	L
2/10/01	Minnesota (4/-)	94-83	W
2/18/01	IOWA (5/25)	94-70	W
2/20/01	INDIANA (5/-)	66-57	W
2/24/01	Penn State (5/-)	76-57	W
2/27/01	Wisconsin (3/22)	51-47	W
3/3/01	MICHIGAN (3/-)	78-57	W
3/9/01	*Penn State (2/-)	63-65	L
3/16/01	!Alabama St. (3/-)	69-35	W
3/18/01	!Fresno State (3/-)	81-65	W
3/27/01	!Gonzaga (3/-)	77-62	W
3/25/01	!Temple (3/-)	69-62	W
3/31/01	!Arizona (3/5)	61-80	L
! Coca Cola Spartan Classic (1st place)			
+ Jimmy V Classic (East Rutherford, N.J.)			
% Sprite Holiday Classic (Auburn Hills, Mich.)			
* Big Ten Tournament (Chicago, Ill.)			
\$ NCAA Tournament (Memphis, Tenn.)			
& NCAA Tournament (Atlanta, Ga.)			
# NCAA Final Four (Minneapolis, Minn.)			
2000-01 Roster			
#	Name (Ht., Year., Pos.)	PPG	
1	Marcus Taylor (6-3, Fr., G)	7.4	
3	Adam Wolfe (6-9, Fr., F)	1.7	
10	Brandon Smith (5-11, Sr., G)	0.4	
11	David Thomas (6-7, Sr., G/F)	5.4	
14	Charlie Bell (6-3, Sr., G)	13.5	
15	Mat Ishbia (5-10, So., G)	0.3	
20	Mike Chappell (6-9, Sr., G/F)	4.7	
23	Jason Richardson (6-6, So., G/F)	14.7	
25	Aloysius Anagnonye (6-8, So., F)	4.7	
30	Tim Bograkovs (6-2, Fr., G)	---	
34	Andre Hutson (6-8, Sr., F)	13.8	
44	Jason Andreas (6-10, Fr., C)	0.5	
50	Zach Randolph (6-9, Fr., C)	10.8	
55	Adam Ballinger (6-9, So., F)	1.9	

### 2001-02

#### NCAA TOURNAMENT

(19-12 Overall; 10-6 - 5th Big Ten)

DATE	OPPONENT	MSU-OPP	W/L
11/12/01	+DETROIT (15/-)	80-70	W
11/14/01	+OKLAHOMA (15/25)	67-55	W
11/21/01	!Syracuse (13/18)	58-69	L
11/23/01	!Fresno St. (13/23)	58-63	L
11/30/01	!IPFW (22/-)	81-68	W
12/1/01	!LAMAR (22/-)	80-71	W
12/5/01	Florida (24/6)	70-74	L
12/9/01	NICHOLLS ST. (24/-)	92-38	W
12/15/01	ARIZONA (23/6)	74-60	W
12/17/01	UNC ASHEVILLE (17/-)	76-56	W
12/19/01	OAKLAND (17/-)	78-50	W
12/22/01	SETON HALL (17/-)	68-64	W
12/29/01	%Stanford (13/16)	64-75	L
1/5/02	Minnesota (19/-)	67-70	L
1/8/02	Indiana (25/-)	65-83	L
1/12/02	WISCONSIN (25/-)	63-64	L
1/16/02	PURDUE	65-56	W
1/19/02	Penn State	77-65	W
1/22/02	Iowa	71-75	L
1/30/02	MICHIGAN	71-44	W
2/3/02	Illinois (-/12)	67-61	W
2/6/02	Northwestern	49-61	L
2/10/02	OHIO STATE (-/16)	67-64	W
2/12/02	ILLINOIS (-/18)	61-63	L
2/16/02	Purdue	62-59	W
2/21/02	MINNESOTA	74-55	W
2/24/02	INDIANA (-/23)	57-54	W
2/26/02	Ohio State (-/18)	81-76	W
3/2/02	IOWA	93-79	W
3/9/02	*Indiana (-/22)	56-67	L
3/15/02	!North Carolina St.	58-69	L
! Coca Cola Spartan Classic			
+ Preseason NIT (East Lansing)			
+ Preseason NIT (New York - 4th place)			
% Pete Newell Challenge (Oakland, Calif.)			
* Big Ten Tournament (Indianapolis, Ind.)			
\$ NCAA Tournament (Washington, D.C.)			

#### 2001-02 Roster

#	Name (Ht., Year., Pos.)	PPG
1	Marcus Taylor (6-3, So., G)	16.8
3	Adam Wolfe (6-9, So., F)	9.4
5	Chris Hill (6-3, Fr., G)	11.5
10	Aaron Alexander (6-5, Fr., F)	0.3
11	Mat Ishbia (5-10, Sr., G)	1.1
15	Alan Anderson (6-6, Fr., G)	6.5
20	Jayson Vincent (6-4, Fr., G)	---
23	Kelvin Torbert (6-4, Fr., G)	8.2
25	Aloysius Anagnonye (6-8, Jr., F)	7.7
30	Tim Bograkovs (6-2, Fr., G)	1.4
44	Jason Andreas (6-10, So., C)	2.6
52	Brian Westrick (6-5, Jr., F)	0.8
55	Adam Ballinger (6-9, Jr., F)	11.2

### 2002-03

#### NCAA TOURNAMENT

#18 ESPN/USA Today

(22-13 Overall; 10-6 - T-3rd Big Ten)

DATE	OPPONENT	MSU-OPP	W/L
11/22/02	UNC ASHEVILLE (9/-)	66-52	W
11/28/03	%Montana (9/-)	80-60	W
11/29/02	%Villanova (9/-)	73-81	L
11/30/02	%Oklahoma St. (9/-)	61-64	L
12/4/02	VIRGINIA (21/22)	82-75	W
12/8/02	CLEVELAND ST. (21/-)	79-47	W
12/14/02	Kentucky (21/12)	71-67	W
12/17/02	LOYOLA (15/-)	80-54	W
12/21/02	SOUTH FLORIDA (15/-)	65-56	W
12/28/02	JACKSONVILLE ST. (15/-)	76-52	W
12/30/02	TOLEDO (14/-)	76-81	L
1/4/03	+Oklahoma (14/10)	58-60	L
1/9/03	OHIO STATE (25/-)	66-55	W
1/11/03	Iowa (25/-)	64-68	L
1/14/03	Purdue	60-72	L
1/18/03	Minnesota	69-77	L
1/22/03	PENN STATE	70-36	W
1/26/03	Michigan	58-60	L
1/28/03	INDIANA (-/19)	61-54	W
2/2/03	ILLINOIS (-/13)	68-65	W
2/8/03	Indiana	67-62	OT W
2/11/03	Wisconsin	53-64	L
2/15/03	NORTHWESTERN	64-51	W
2/18/03	Illinois (-/20)	40-70	L
2/23/03	SYRACUSE (-/15)	75-76	L
2/26/03	MINNESOTA	71-61	W
3/1/03	PURDUE	69-61	W
3/5/03	IOWA	82-54	W
3/8/03	Ohio State	72-58	W
3/14/03	*Purdue	54-42	W
3/15/03	*Ohio State	54-55	L
3/21/03	*Colorado	79-64	W
3/23/03	!Florida (-/10)	68-46	W
3/28/03	!Maryland (-/17)	60-58	W
3/30/03	!Texas (-/5)	76-85	L
% Great Alaska Shootout (Anchorage - 4th place)			
+ All College Classic (Oklahoma City, Okla.)			
* Big Ten Tournament (Chicago, Ill.)			
\$ NCAA Tournament (Tampa, Fla.)			
& NCAA Tournament (San Antonio, Texas)			

#### 2002-03 Roster

#	Name (Ht., Year., Pos.)	PPG
2	Anthony Hamo (6-2, Fr., G)	---
3	Adam Wolfe (6-9, Jr., F)	1.4
5	Chris Hill (6-3, So., G)	13.7
11	Rashi Johnson (6-2, Jr., G)	1.0
13	Maurice Ager (6-4, Fr., G)	6.7
15	Alan Anderson (6-6, So., F)	9.8
20	Jayson Vincent (6-4, Fr., G)	0.3
23	Kelvin Torbert (6-4, So., G)	8.7
25	Aloysius Anagnonye (6-8, Sr., F)	7.4
30	Tim Bograkovs (6-2, So., G)	1.6
40	Paul Davis (6-11, Fr., C)	7.8
41	Erazem Lorbek (6-10, Fr., F)	6.4
43	Andy Harvey (6-5, Fr., F)	0.0
44	Jason Andreas (6-10, Jr., C)	1.0
50	Delco Rowley (6-8, Fr., F)	---
52	Brian Westrick (6-5, Sr., F)	0.2
55	Adam Ballinger (6-9, Sr., F)	5.5





## YEAR-BY-YEAR RESULTS

## 2003-04

## NCAA TOURNAMENT

(18-12 Overall; 12-4 - T-2nd Big Ten)

DATE	OPPONENT	MSU-OPP	W/L
11/21/03	BUCKNELL (3/-)	64-52	W
11/25/03	Kansas (3/6)	74-81	L
11/29/03	IPENN (3/-)	77-52	W
11/30/03	IDUKE (3/-)	89-81	W
12/3/03	DUKE (5/6)	50-72	L
12/6/03	+Oklahoma (5/14)	77-80	ot L
12/13/03	%Kentucky (21/8)	74-79	L
12/16/03	SOUTH FLORIDA (25/-)	73-60	W
12/20/03	at UCLA (25/-)	58-64	L
12/30/03	COPPIN STATE	78-72	W
1/3/04	Syracuse (-/17)	83-96	L
1/10/04	Wisconsin (-/21)	64-77	L
1/14/04	PENN STATE	76-58	W
1/17/04	MICHIGAN	71-54	W
1/21/04	Northwestern	73-61	W
1/25/04	Purdue (-/23)	70-76	ot L
1/28/04	Minnesota	79-78	ot W
1/31/04	INDIANA	84-72	W
2/4/04	IOWA	89-72	W
2/7/04	Ohio State	84-70	W
2/10/04	Illinois	51-75	L
2/14/04	MINNESOTA	69-58	W
2/17/04	PURDUE	62-55	W
2/21/04	NORTHWESTERN	66-56	W
2/24/04	Michigan	72-69	W
2/28/04	Penn State	67-42	W
3/2/04	WISCONSIN (-/17)	64-68	ot L
3/12/04	*Northwestern	68-55	W
3/13/04	*Wisconsin (-/10)	66-68	L
3/18/04	\$Nevada	66-72	L

% The Basketball (Detroit, Mich. - Ford Field; Attn: 78,129)

! Spartan Classic

+ Spartan Clash (Auburn Hills, Mich.)

\* Big Ten Tournament (Indianapolis, Ind.)

\$ NCAA Tournament (Seattle, Wash.)

## 2003-04 Roster

#	Name (Ht., Year., Pos.)	PPG
2	Brandon Cotton (6-0, Fr., G)	1.0
3	Shannon Brown (6-3, Fr., G)	7.9
5	Chris Hill (6-3, Jr., G)	13.8
10	Tyrone Deacon (6-2, Fr., G)	---
11	Rashi Johnson (6-2, Sr., G)	0.7
13	Maurice Ager (6-4, So., G)	8.5
15	Alan Anderson (6-6, Jr., G/F)	8.1
20	Matt Trannon (6-6, So., F)	1.2
22	Anthony Hamo (6-2, Fr., G)	0.4
23	Kelvin Torbert (6-4, Jr., G)	10.7
25	Jake Hogeboom (6-1, Fr., G)	---
30	Tim Bograkos (6-1, Jr., G)	0.9
34	Drew Naymick (6-10, Fr., C)	0.6
40	Paul Davis (6-11, So., C)	15.8
43	Andy Harvey (6-5, So., F)	0.0
44	Jason Andreas (6-10, Sr., C)	2.8
50	Delco Rowley (6-8, Fr. F)	1.2
54	Justin Ockerman (6-9, Fr., C)	0.4

## 2004-05

## NCAA FINAL FOUR

#15 AP/#4 ESPN/USA Today

(26-7 Overall; 13-3 - 2nd Big Ten)

DATE	OPPONENT	MSU-OPP	W/L
11/19/04	FLORIDA A&M (13/-)	104-72	W
11/23/04	GREEN BAY (10/-)	104-46	W
11/27/04	NICHOLLS ST. (10/-)	102-52	W
11/30/04	Duke (11/10)	74-81	L
12/4/04	+George Wash. (11/-)	83-96	L
12/5/04	+George Mason (11/-)	66-60	W
12/11/04	%Stanford (20/-)	78-53	W
12/18/04	DELAWARE ST. (21/-)	63-45	W
12/21/04	UCLA (23/-)	76-64	W
12/29/04	UNC ASHEVILLE (23/-)	92-63	W
1/5/05	Penn State (20/-)	84-58	W
1/8/05	NORTHWESTERN (20/-)	87-58	W
1/16/05	Wisconsin (15/-)	59-62	L
1/18/05	PURDUE (19/-)	71-64	W
1/22/05	Minnesota (19/-)	69-55	W
1/27/05	MICHIGAN (15/-)	64-53	W
1/29/05	OAKLAND (15/-)	92-75	W
2/1/05	ILLINOIS (12/1)	68-81	L
2/5/05	Iowa (12/-)	75-64	W
2/9/05	OHIO STATE (13/-)	83-69	W
2/12/05	Michigan (13/-)	64-49	L
2/16/05	MINNESOTA (11/-)	81-62	W
2/19/05	Purdue (11/-)	68-57	L
2/24/05	WISCONSIN (10/20)	77-64	W
2/27/05	Indiana (10/-)	74-78	ot L
3/2/05	Northwestern (14/-)	69-58	L
3/5/05	PENN STATE (14/-)	90-64	W
3/11/05	*Iowa (13/-)	69-71	L
3/18/05	\$Old Dominion (15/-)	89-81	W
3/20/05	\$Vermont (15/-)	72-61	W
3/25/05	&Duke (15/3)	78-68	W
3/27/05	&Kentucky (15/7)	94-88	2ot W
4/2/05	#North Carolina (15/2)	71-87	L

+ BB&amp;T Classic (Washington, D.C. - 3rd place)

% Spartan Clash (Auburn Hills, Mich.)

\* Big Ten Tournament (Chicago, Ill.)

\$ NCAA Tournament (Worcester, Mass.)

# NCAA Final Four (St. Louis, Mo.)

## 2004-05 Roster

#	Name (Ht., Year., Pos.)	PPG
00	Idong Ibok (6-10, Fr., C)	---
3	Shannon Brown (6-4, So., G)	10.9
5	Chris Hill (6-3, Sr., G)	8.8
10	Jason Aerts (6-6, Jr., F)	0.9
12	Drew Neitzel (6-0, Fr., G)	3.5
13	Maurice Ager (6-5, Jr., G)	14.1
14	Goran Sutan (6-10, Fr., C)	---
15	Alan Anderson (6-6, Sr., G/F)	13.2
20	Matt Trannon (6-6, Jr., F)	2.3
22	Anthony Hamo (6-2, So., G)	0.0
23	Kelvin Tolbert (6-4, Sr., G)	9.5
30	Tim Bograkos (6-2, Sr., G)	1.5
34	Drew Naymick (6-10, So., C)	1.5
40	Paul Davis (6-11, Jr., C)	12.3
42	Marquise Gray (6-8, Fr., F)	---
43	Andy Harvey (6-5, Sr., F)	0.3
50	Delco Rowley (6-8, So., F)	1.8

## 2005-06

## NCAA TOURNAMENT

(22-12 Overall; 8-8 - T-6th Big Ten)

DATE	OPPONENT	MSU-OPP	W/L
11/19/05	Hawai'i (4/-)	62-84	L
11/21/05	+Chaminade (12/-)	89-67	W
11/22/05	+Gonzaga (12/8)	106-109	3ot L
11/23/05	+Arizona (12/9)	74-71	ot W
11/27/05	IPFW (12/-)	84-73	W
11/30/05	GEORGIA TECH (13/-)	88-86	W
12/3/05	%UALR (13/-)	72-67	W
12/6/05	#Boston College (14/6)	77-70	W
12/10/05	\$Wichita State (14/-)	83-64	W
12/16/05	CLEVELAND ST. (12/-)	83-75	W
12/18/05	FLORIDA INTER. (12/-)	85-58	W
12/21/05	UW-Green Bay (10/-)	98-69	W
12/28/05	TENN. TECH (9/-)	80-63	W
12/31/05	COPPIN STATE (9/-)	78-54	W
1/5/06	Illinois (7/6)	50-60	L
1/8/06	Wisconsin (7/-)	63-82	L
1/11/06	INDIANA (14/9)	87-73	W
1/15/06	Ohio State (14/19)	62-59	2ot W
1/21/06	IOWA (11/23)	85-55	W
1/25/06	Michigan (11/-)	67-72	L
1/28/06	PENN STATE (11/-)	69-60	W
2/4/06	Northwestern (12/-)	77-66	W
2/8/06	PURDUE (12/-)	77-52	W
2/11/06	Minnesota (12/-)	55-69	L
2/14/06	Iowa (16/18)	54-66	L
2/18/06	MICHIGAN (16/-)	90-71	W
2/22/06	OHIO STATE (18/13)	68-79	L
2/26/06	Indiana (18/-)	71-78	L
3/2/06	WISCONSIN (25/-)	74-65	W
3/4/06	ILLINOIS (25/10)	68-75	L
3/9/06	*Purdue	70-58	W
3/10/06	*Illinois (-/9)	61-56	W
3/11/06	*Iowa (-/20)	48-53	L
3/17/06	&George Mason (65-75)	---	L

+ Maui Invitational (Lahaina, Hawaii - 3rd place)

% Grand Rapids, Mich.

# Jimmy V Classic (New York, N.Y.)

\$ Spartan Clash (Auburn Hills, Mich.)

\* Big Ten Tournament (Indianapolis, Ind.)

&amp; NCAA Tournament (Dayton, Ohio)

## 2005-06 Roster

#	Name (Ht., Year., Pos.)	PPG
00	Idong Ibok (6-11, Fr., C)	0.4
1	Brandon Darrton (5-10, So., G)	0.0
2	Bryan Tibaldi (6-1, So., G)	0.0
3	Shannon Brown (6-4, Jr., G)	17.2
5	Travis Walton (6-2, Fr., G)	1.8
10	Jason Aerts (6-6, Sr., F)	0.2
12	Drew Neitzel (6-0, So., G)	8.3
13	Maurice Ager (6-5, Sr., G)	19.3
23	Goran Sutan (6-10, Fr., C)	3.0
15	DeMarcus Ducre (5-10, So., G)	0.8
20	Matt Trannon (6-6, Sr., F)	4.6
22	Anthony Hamo (6-2, Sr., G)	0.2
23	Maurice Joseph (6-4, Fr., G)	0.7
34	Drew Naymick (6-10, Jr., C)	1.1
40	Paul Davis (6-11, Sr., C)	17.5
41	Marquise Gray (6-8, Fr., F)	3.0
43	Jake Hannon (6-5, So., F)	0.7
50	Delco Rowley (6-8, Jr., F)	1.0



## YEAR-BY-YEAR RESULTS

### 2006-07

#### NCAA TOURNAMENT

(23-12 Overall: 8-8 - T-6th Big Ten)

DATE	OPPONENT	MSU-OPP	W/L
11/8/06	%BROWN	45-34	W
11/9/06	%YOUNGSTOWN ST.	86-61	W
11/12/06	THE CITADEL	73-41	W
11/16/06	%Texas (-/19)	63-61	W
11/17/06	%Maryland	60-62	L
11/21/06	VERMONT	66-46	W
11/25/06	OAKLAND	71-53	W
11/29/06	Boston College	58-65	L
12/3/06	BRADLEY	82-53	W
12/6/06	IPFW	80-43	W
12/9/06	\$BYU	76-61	W
12/16/06	CHICAGO STATE	69-61	W
12/19/06	BELMONT	67-58	W
12/23/06	UW-GREEN BAY	76-64	W
12/30/06	LOYOLA (MD.)	74-61	W
1/4/07	Iowa	60-62	L
1/7/07	Indiana	51-73	L
1/10/07	NORTHWESTERN	66-45	W
1/14/07	ILLINOIS	63-57	W
1/20/07	Penn State	91-64	W
1/24/07	MINNESOTA	70-46	W
1/27/07	Ohio State (-/5)	64-66	L
1/30/07	Illinois	50-57	L
2/3/07	OHIO STATE (-/4)	54-63	L
2/7/07	Purdue	38-62	L
2/13/07	MICHIGAN	59-44	W
2/17/07	IOWA	81-49	W
2/20/07	WISCONSIN (-/1)	64-55	W
2/24/07	INDIANA	66-58	W
2/27/07	Michigan	56-67	L
3/3/07	Wisconsin (-/4)	50-52	L
3/8/07	*Northwestern	62-57	W
3/9/07	*Wisconsin (-/3)	57-70	L
3/15/07	&Marquette (-/18)	61-49	W
3/17/07	&North Carolina (-/8)	67-81	L

% 2K Sports College Hoops Classic (E. Lan./N.Y. - 2nd place)

\* Big Ten Tournament (Chicago, Ill.)

&amp; NCAA Tournament (Winston-Salem, N.C.)

#### 2006-07 Roster

#	Name (Ht., Year., Pos.)	PPG
00	Idong Ibok (6-11, So., C)	2.0
1	Brandon Darnton (5-10, Jr., G)	0.5
2	Raymar Morgan (6-7, Fr., F)	11.7
5	Travis Walton (6-2, So., G)	6.4
10	Bryan Tibaldi (6-1, Jr., G)	0.5
11	Drew Neitzel (6-0, Jr., G)	18.1
13	Deon Curry (6-1, So., G)	0.1
14	Goran Suton (6-10, So., C)	9.3
15	DeMarcus Ducre (5-10, Jr., G)	0.8
22	Isaiah Dahlman (6-6, Fr., G)	3.7
23	Maurice Joseph (6-4, So., G)	5.9
25	Chris Wardius (6-2, So., G)	0.6
34	Drew Naymick (6-10, Jr., C)	3.7
40	Tom Herzog (7-0, Fr., C)	---
41	Marquise Gray (6-8, So., F)	6.8
43	Jake Hannon (6-5, Jr., F)	0.7

### 2007-08

#### NCAA TOURNAMENT

#18 AP/#13 ESPN/USA Today

(27-9 Overall: 12-6 - 4th Big Ten)

DATE	OPPONENT	MSU-OPP	W/L
11/13/07	%CHICAGO ST. (12/-)	86-53	W
11/14/07	%LA.-MONROE (12/-)	83-65	W
11/19/07	%Missouri (10/-)	86-83	W
11/20/07	%UCLA (10/2)	63-68	L
11/24/07	OAKLAND (10/-)	75-71	W
11/28/07	N. CAROLINA ST. (10/24)	81-58	W
12/1/07	JACKSONVILLE (10/-)	80-51	W
12/4/07	Bradley (9/-)	66-61	W
12/9/07	^BYU (9/20)	68-61	W
12/15/07	IPFW (9/-)	79-57	W
12/19/07	SAN JOSE STATE (9/-)	85-45	W
12/22/07	\$Texas (9/4)	78-72	W
12/29/07	GREEN BAY (7/-)	93-75	W
1/5/08	MINNESOTA (6/-)	65-59	W
1/8/08	PURDUE (6/-)	78-75	W
1/12/08	Iowa (6/-)	36-43	L
1/15/08	OHIO STATE (11/-)	66-60	W
1/20/08	Minnesota (11/-)	78-73	W
1/24/08	Northwestern (10/-)	78-62	W
1/27/08	MICHIGAN (10/-)	77-62	W
1/30/08	ILLINOIS (8/-)	51-41	W
2/2/08	Penn State (8/-)	76-85	L
2/9/08	NORTHWESTERN (11/-)	70-55	W
2/12/08	Purdue (10/19)	54-60	L
2/16/08	Indiana (10/13)	61-80	L
2/20/08	PENN STATE (19/-)	86-49	W
2/23/08	IOWA (19/-)	66-52	W
2/28/08	Wisconsin (19/10)	42-57	L
3/2/08	INDIANA (19/12)	103-74	W
3/6/08	Illinois (17/-)	59-51	W
3/9/08	Ohio State (17/-)	54-63	L
3/14/08	*Ohio State (19/-)	67-60	W
3/15/08	*Wisconsin (19/8)	63-65	L
3/20/08	&Temple (18/-)	72-61	W
3/22/08	&Pittsburgh (18/17)	65-54	W
3/28/08	#Memphis (18/2)	74-92	L

% CBE Classic (East Lansing/Kansas City, Mo. - 2nd place)

^ Salt Lake City, Utah

\$ Spartan Clash (Auburn Hills, Mich.)

\* Big Ten Tournament (Indianapolis, Ind.)

&amp; NCAA Tournament (Denver, Colo.)

# NCAA Tournament (Houston, Texas)

#### 2007-08 Roster

#	Name (Ht., Year., Pos.)	PPG
00	Idong Ibok (6-11, Jr., C)	0.5
1	Kalin Lucas (6-0, Fr., G)	10.3
2	Raymar Morgan (6-7, So., F)	14.0
3	Chris Allen (6-3, Fr., G)	6.3
5	Travis Walton (6-2, Jr., G)	3.5
10	Jon Crandell (6-8, So., F)	6.0
11	Drew Neitzel (6-0, Sr., G)	13.9
13	Austin Thornton (6-5, Fr., F)	---
14	Goran Suton (6-10, Jr., C)	9.1
15	Durrell Summers (6-4, Fr., G)	4.9
20	Mike Kebler (6-4, Fr., G)	0.2
22	Isaiah Dahlman (6-6, So., G)	1.1
34	Drew Naymick (6-10, Sr., C)	4.1
40	Tom Herzog (7-0, Fr., C)	1.1
41	Marquise Gray (6-8, Jr., F)	4.3

### 2008-09

#### NCAA FINAL FOUR

#### BIG TEN CHAMPIONS

#8 AP/#2 ESPN/USA Today

(31-7 Overall: 15-3 - 1st Big Ten)

DATE	OPPONENT	MSU-OPP	W/L
11/16/08	IDAHO (6/-)	100-62	W
11/19/08	IPFW (5/-)	70-59	W
11/27/08	+Maryland (5/-)	62-80	L
11/28/08	+Oklahoma St. (5/-)	94-79	W
11/30/08	+Wichita State (5/-)	65-57	W
12/3/08	%N. Carolina (13/1)	63-98	L
12/7/08	BRADLEY (13/-)	75-59	W
12/13/08	ALCON STATE (18/-)	118-60	W
12/17/08	THE CITADEL (19/-)	79-65	W
12/20/08	\$Texas (19/5)	67-63	W
12/27/08	^Oakland (11/-)	82-66	W
12/31/08	Minnesota (10/21)	70-58	W
1/3/09	Northwestern (10/-)	77-66	W
1/6/09	OHIO STATE (8/-)	67-58	W
1/10/09	KANSAS (8/-)	75-62	W
1/14/09	Penn State (7/-)	78-73	W
1/17/09	ILLINOIS (7/-)	63-57	W
1/21/09	NORTHWESTERN (7/-)	63-70	L
1/25/09	Ohio State (7/-)	78-67	W
1/29/09	Iowa (9/-)	71-56	W
2/1/09	PENN STATE (9/-)	68-72	L
2/4/09	MINNESOTA (13/19)	76-47	W
2/7/09	INDIANA (13/-)	75-47	W
2/10/09	Michigan (9/-)	54-42	W
2/17/09	Purdue (6/19)	54-72	L
2/22/09	WISCONSIN (6/-)	61-50	W
2/25/09	IOWA (9/-)	62-54	W
3/1/09	Illinois (9/20)	74-66	W
3/3/09	Indiana (8/-)	64-59	W
3/8/09	PURDUE (8/19)	62-51	W
3/13/09	*Minnesota (7/-)	64-56	W
3/14/09	*Ohio State (7/-)	70-82	L
3/20/09	&Robert Morris (8/-)	77-62	W
3/22/09	&USC (8/-)	74-69	W
3/27/09	#Kansas (8/14)	67-62	W
3/29/09	#Louisville (8/1)	64-52	W
4/4/09	!Connecticut (8/5)	82-73	W
4/6/09	!North Carolina (8/2)	72-89	L

+ Old Spice Classic (Lake Buena Vista, Fla.)

% Ford Field, Detroit, Mich.

\$ Houston, Texas

^ Auburn Hills, Mich.

\* Big Ten Tournament (Indianapolis, Ind.)

&amp; NCAA Tournament (Minneapolis, Minn.)

# NCAA Tournament (Indianapolis, Ind.)

! NCAA Final Four (Detroit, Mich.)

#### 2008-09 Roster

#	Name (Ht., Year., Pos.)	PPG
00	Idong Ibok (6-11, Sr., C)	0.4
1	Kalin Lucas (6-0, So., G)	14.7
2	Raymar Morgan (6-8, Jr., F)	10.2
3	Chris Allen (6-3, So., G)	8.4
5	Travis Walton (6-2, Sr., G)	5.1
10	Delvon Roe (6-8, Fr., F)	5.6
13	Austin Thornton (6-5, Fr., F)	1.2
14	Goran Suton (6-10, Sr., C)	10.4
15	Durrell Summers (6-4, So., G)	8.6
20	Mike Kebler (6-4, So., G)	0.5
22	Isaiah Dahlman (6-6, Jr., G)	0.8
23	Draymond Green (6-6, Fr., F)	3.3
25	Jon Crandell (6-8, Jr., F)	0.4
34	Korie Lucious (5-11, Fr., G)	3.2
40	Tom Herzog (7-0, So., C)	0.6
41	Marquise Gray (6-8, Sr., F)	3.1



## YEAR-BY-YEAR RESULTS

## 2009-10

## NCAA FINAL FOUR

## BIG TEN CHAMPIONS

#13 AP/#4 ESPN/USA Today

(28-9 Overall; 14-4 - t-1st Big Ten)

DATE	OPPONENT	MSU-OPP	W/L
11/13/09	FLA. GULF COAST (2/-)	97-58	W
11/17/09	GONZAGA (2/-)	75-71	W
11/20/09	%TOLEDO (2/-)	75-62	W
11/22/09	%VALPARAISO (2/-)	90-60	W
11/27/09	%Florida (2/-)	74-77	L
11/28/09	%UMass (2/-)	106-68	W
12/1/09	North Carolina (9/10)	82-89	L
12/4/09	WOFFORD (9/-)	72-60	W
12/7/09	The Citadel (12/-)	69-56	W
12/10/09	OAKLAND (12/-)	88-57	W
12/19/09	IPFW (12/-)	72-60	W
12/22/09	Texas (9/2)	68-79	L
12/30/09	UT ARLINGTON (11/-)	87-68	L
1/2/10	Northwestern (11/25)	91-70	W
1/6/10	WISCONSIN (10/17)	54-47	W
1/9/10	Iowa (10/-)	71-53	W
1/13/10	MINNESOTA (7/-)	60-53	W
1/16/10	ILLINOIS (7/-)	73-63	W
1/20/10	IOWA (6/-)	70-63	W
1/23/10	Minnesota (6/-)	65-64	W
1/26/10	Michigan (5/-)	57-56	W
1/30/10	NORTHWESTERN (5/-)	79-70	W
2/2/10	Wisconsin (5/16)	49-67	L
2/6/10	Illinois (5/-)	73-78	L
2/9/10	PURDUE (10/6)	64-76	L
2/13/10	Penn State (10/-)	65-54	W
2/16/10	Indiana (11/-)	72-58	W
2/21/10	OHIO STATE (11/9)	67-74	L
2/28/10	Purdue (14/3)	53-44	L
3/4/10	PENN STATE (11/-)	67-65	W
3/7/10	MICHIGAN (11/-)	64-48	W
3/12/10	*Minnesota (11/-)	67-72	ot L
3/19/10	&New Mexico St. (13/-)	70-67	W
3/21/10	&Maryland (13/20)	85-83	W
3/26/10	#Northern Iowa (13/-)	59-52	W
3/28/10	#Tennessee (13/15)	70-69	W
4/3/10	!Butler (13/11)	50-52	L

% Legends Classic (East Lansing/Atlantic City, N.J. - 3rd place)

\* Big Ten Tournament (Indianapolis, Ind.)

&amp; NCAA Tournament (Spokane, Wash.)

# NCAA Tournament (St. Louis, Mo.)

! NCAA Final Four (Indianapolis, Ind.)

## 2009-10 Roster

#	Name (Ht., Year, Pos.)	PPG
1	Kalin Lucas (6-1, Jr., G)	14.8
2	Raymar Morgan (6-8, Sr., F)	11.3
3	Chris Allen (6-3, Jr., G)	8.2
5	Dion Sims (6-5, Fr., F)	0.0
10	Delvon Roe (6-8, So., F)	6.4
13	Austin Thornton (6-5, So., G)	1.0
15	Durrell Summers (6-4, Jr., G)	11.3
20	Mike Kebler (6-4, Jr., G)	0.3
22	Isaiah Dahlman (6-6, Sr., G)	1.3
23	Draymond Green (6-6, So., F)	9.9
25	Jon Crandell (6-8, Sr., F)	0.0
34	Korie Lucious (5-11, So., G)	5.6
40	Tom Herzog (7-0, Jr., C)	1.3
41	Garrick Sherman (6-10, Fr., C)	1.9
44	Anthony Ianni (6-9, Jr., C)	---
50	Derrick Nix (6-8, Fr., C)	2.3

## 2010-11

## NCAA TOURNAMENT

(19-15 Overall; 9-9 - t-4th Big Ten)

DATE	OPPONENT	MSU-OPP	W/L
11/12/10	EASTERN MICH. (2/-)	96-66	W
11/16/10	SOUTH CAROLINA (2/-)	82-73	W
11/22/10	%Chaminade (2/-)	82-74	W
11/23/10	%Connecticut (2/-)	67-70	L
11/24/10	%Washington (2/13)	76-71	W
11/28/10	TENN. TECH (2/-)	73-55	W
12/1/10	Duke (6/1)	79-84	L
12/4/10	BOWLING GREEN (9/-)	74-39	W
12/7/10	Syracuse (7/8)	58-72	L
12/11/10	^Oakland (7/-)	77-76	W
12/18/10	PRAIRIE VIEW A&M (14/4)	90-51	W
12/22/10	TEXAS (12/18)	55-67	L
12/31/10	MINNESOTA (20/14)	71-62	W
1/3/11	Northwestern (18/-)	65-62	W
1/8/11	Penn State (18/-)	62-66	L
1/11/11	WISCONSIN (-/20)	64-61	ot W
1/15/11	NORTHWESTERN	71-67	ot W
1/18/11	Illinois (17/23)	62-71	L
1/22/11	Purdue (17/14)	76-86	L
1/27/11	MICHIGAN (25/-)	57-61	W
1/30/11	INDIANA (25/-)	84-83	ot W
2/2/11	Iowa	52-72	L
2/6/11	Wisconsin (-/19)	56-82	L
2/10/11	PENN STATE	75-57	W
2/15/11	Ohio State (-/2)	61-71	L
2/19/11	ILLINOIS	61-57	W
2/22/11	Minnesota	53-48	L
2/27/11	PURDUE (-/8)	47-67	L
3/2/11	IOWA	85-66	W
3/5/11	Michigan	63-70	L
3/10/11	*Iowa	66-61	W
3/11/11	*Purdue (-/9)	74-56	L
3/12/11	*Penn State	48-61	L
3/17/11	&UCLA	76-78	L

% Maui Invitational (Lahaina, Hawaii - 3rd place)

^ Auburn Hills, Mich.

\* Big Ten Tournament (Indianapolis, Ind.)

&amp; NCAA Tournament (Tampa, Fla.)

## 2010-11 Roster

#	Name (Ht., Year, Pos.)	PPG
0	Russell Byrd (6-7, Fr., G)	---
1	Kalin Lucas (6-1, Sr., G)	17.0
2	Alex Gauna (6-9, Fr., F)	---
3	Matt Heneveld	0.0
5	Adreian Payne (6-10, Fr., C)	2.5
10	Delvon Roe (6-8, Jr., F)	6.1
11	Keith Appling (6-1, Fr., G)	6.4
13	Austin Thornton (6-0, Jr., G)	2.0
14	Dan Chapman (6-3, Fr., G)	0.0
15	Durrell Summers (6-5, Sr., G)	11.6
20	Mike Kebler (6-4, Sr., G)	1.6
23	Draymond Green (6-6, Jr., F)	12.6
25	Derrick Nix (6-9, So., C)	2.7
34	Korie Lucious (5-11, Jr., G)	6.5
40	Nick Giard	0.0
41	Garrick Sherman (6-10, So., C)	3.1
44	Anthony Ianni (6-9, Jr., C)	0.3

## 2011-12

## NCAA TOURNAMENT

## BIG TEN CHAMPIONS

#5 AP/#7 ESPN/USA Today

(29-8 Overall; 13-5 - t-1st Big Ten)

DATE	OPPONENT	MSU-OPP	W/L
11/11/11	%North Carolina (-/1)	55-67	L
11/15/11	^Duke (-/6)	69-74	L
11/18/11	TEXAS SOUTHERN	76-41	W
11/20/11	UALR	69-47	W
11/23/11	MILWAUKEE	68-55	W
11/27/11	Eastern Michigan	72-40	W
11/30/11	FLORIDA STATE	65-49	W
12/4/11	NEBRASKA OMAHA	110-68	W
12/7/11	CENTRAL CONN.	89-69	W
12/10/11	Gonzaga (-/23)	74-67	W
12/17/11	BOWLING GREEN (21/-)	74-60	W
12/19/11	UMKC (19/-)	89-54	W
12/22/11	LEHIGH (19/-)	90-81	W
12/28/11	INDIANA (16/13)	80-65	W
12/31/11	Nebraska (16/-)	68-55	W
1/3/12	Wisconsin (10/18)	63-60	ot W
1/10/12	IOWA (6/-)	95-61	W
1/14/12	Northwestern (9/2)	74-81	L
1/17/12	Michigan (6/20)	59-60	L
1/21/12	PURDUE (9/-)	83-58	W
1/25/12	MINNESOTA (10/-)	68-52	W
1/31/12	Illinois (9/-)	41-42	L
2/5/12	MICHIGAN (9/23)	64-54	W
2/8/12	PENN STATE (11/-)	77-57	W
2/11/12	Ohio State (11/3)	58-48	W
2/16/12	WISCONSIN (7/15)	69-55	W
2/19/12	Purdue (7/-)	76-62	W
2/22/12	Minnesota (6/-)	66-61	W
2/25/12	NEBRASKA (6/-)	62-34	W
2/28/12	Indiana (5/18)	55-70	L
3/4/12	OHIO STATE (5/10)	70-72	L
3/9/12	*Iowa (8/-)	92-75	W
3/10/12	*Wisconsin (8/14)	65-52	W
3/11/12	*Ohio State (8/7)	68-64	W
3/16/12	&LIU Brooklyn (5/-)	89-67	W
3/18/12	&Saint Louis (5/-)	65-61	W
3/22/12	#Louisville (5/17)	44-57	L

% Quicken Loans Carrier Classic (USS Carl Vinson, San Diego)

^ Champions Classic (New York, N.Y.)

\* Big Ten Tournament (Indianapolis, Ind.)

&amp; NCAA Tournament (Columbus, Ohio)

# NCAA Tournament (Phoenix, Ariz.)

## 2011-12 Roster

#	Name (Ht., Year, Pos.)	PPG
0	Russell Byrd (6-7, Fr., G)	1.5
2	Alex Gauna (6-9, Fr., F)	1.8
3	Brandon Kearney (6-5, Fr., G)	1.0
5	Adreian Payne (6-10, So., C)	7.0
11	Keith Appling (6-1, So., G)	11.4
13	Austin Thornton (6-5, Sr., G)	5.2
14	Dan Chapman (6-3, So., G)	0.0
15	Keenan Wetzel (6-4, Fr., G)	0.0
20	Travis Trice (6-0, Fr., G)	4.5
22	Branden Dawson (6-6, Fr., G)	8.4
23	Draymond Green (6-7, Sr., F)	16.2
25	Derrick Nix (6-9, Jr., C)	8.1
30	Brandon Wood (6-2, Sr., G)	8.8
34	Joe Sweeney (6-0, Sr., G)	0.2
40	Colby Wollenman (6-6, Fr., F)	0.2
44	Anthony Ianni (6-9, Sr., C)	0.1



YEAR-BY-YEAR RESULTS

SPARTAN RECORDS

2012-13

NCAA TOURNAMENT

#9 AP/#13 ESPN/USA Today  
(27-9 Overall; 13-5 - t-2nd Big Ten)

DATE	OPPONENT	MSU-OPP	W/L
11/9/12	%Connecticut (14/-)	62-66	L
11/13/12	*Kansas (21/7)	67-64	W
11/18/12	TEXAS SOUTHERN (21/4)	69-41	W
11/20/12	BOISE STATE (15/-)	74-70	W
11/23/12	OAKLAND (15/-)	70-52	W
11/25/12	LOUISIANA (15/-)	63-60	W
11/28/12	Miami (13/-)	59-67	L
12/1/12	NICHOLLS STATE (13/4)	84-39	W
12/5/12	ARK.-PINE BLUFF (19/4)	76-44	W
12/8/12	LOYOLA-CHICAGO (19/-)	73-61	W
12/15/12	\$TUSKEGEE (19/-)	92-56	W
12/18/12	Bowling Green (20/18)	64-53	W
12/22/12	TEXAS (20/-)	67-56	W
12/31/12	Minnesota (18/9)	63-76	L
1/5/13	PURDUE (18/-)	84-61	W
1/10/13	Iowa (22/-)	62-59	W
1/13/13	NEBRASKA (22/-)	66-56	W
1/16/13	Penn State (18/-)	81-72	W
1/19/13	OHIO STATE (18/11)	59-56	W
1/22/13	Wisconsin (13/-)	49-47	W
1/27/13	Indiana (13/7)	70-75	L
1/31/13	ILLINOIS (13/-)	80-75	W
2/6/13	MINNESOTA (12/18)	61-50	W
2/9/13	Purdue (12/-)	78-65	W
2/12/13	MICHIGAN (8/4)	75-52	W
2/16/13	Nebraska (8/-)	73-64	W
2/19/13	INDIANA (4/1)	68-72	L
2/24/13	Ohio State (4/18)	60-68	L
3/3/13	Michigan (9/4)	57-58	L
3/7/13	WISCONSIN (10/22)	58-43	W
3/10/13	NORTHWESTERN (10/4)	71-66	W
3/15/13	*Iowa (8/-)	59-51	W
3/16/13	*Ohio State (8/10)	58-61	L
3/21/13	&Valparaiso (9/-)	65-54	W
3/22/13	&Memphis (9/19)	70-48	W
3/29/13	#Duke (9/6)	61-71	L

% Armed Forces Classic (Ramstein Air Base, Germany)

^ Champions Classic (Atlanta, Ga.)

\$ Played at Jensen Field House

\* Big Ten Tournament (Chicago, Ill.)

& NCAA Tournament (Auburn Hills, Mich.)

# NCAA Tournament (Indianapolis, Ind.)

2012-13 Roster

#	Name (Ht., Year., Pos.)	PPG
0	Russell Byrd (6-7, So., G)	1.6
1	Emmett Dacey (6-8, So., F)	0.0
2	Alex Gauna (6-9, So., F)	1.2
3	Brandan Kearney (6-5, So., G)	2.3
5	Adreian Payne (6-10, Jr., C)	10.5
10	Matt Costello (6-9, Fr., F)	1.5
11	Keith Appling (6-1, Jr., G)	13.4
13	Trevor Bohnhoff (6-7, Fr., F)	0.3
14	Gary Harris (6-4, Fr., G)	12.9
15	Keenan Wetzel (6-4, So., G)	0.0
20	Travis Trice (6-0, So., G)	4.8
22	Branden Dawson (6-6, So., G)	8.9
25	Derrick Nix (6-9, Sr., C)	10.5
30	Kenny Kaminski (6-8, Fr., F)	---
40	Dan Chapman (6-3, Jr., G)	0.0
41	Colby Wollenman (6-7, So., F)	---
44	Bella Sibedwo (6-1, So., G)	0.0
45	Denzel Valentine (6-5, Fr., G)	5.0

2013-14

NCAA TOURNAMENT

#11 AP/#8 ESPN/USA Today  
(29-9 Overall; 12-6 - t-2nd Big Ten)

DATE	OPPONENT	MSU-OPP	W/L
11/8/13	MCNEESE STATE (2/-)	98-56	W
11/12/13	^Kentucky (2/1)	78-74	W
11/15/13	COLUMBIA (2/-)	62-53	W
11/18/13	PORTLAND (1/-)	82-67	W
11/22/13	%Virginia Tech (1/-)	96-77	W
11/23/13	%Oklahoma (1/-)	87-76	W
11/29/13	MT. ST. MARY'S (1/-)	98-65	W
12/4/13	NORTH CAROLINA (1/-)	65-79	L
12/14/13	Oakland (5/-)	67-63	W
12/17/13	NORTH FLORIDA (5/-)	78-48	W
12/21/13	Texas (5/-)	92-78	W
12/28/13	NEW ORLEANS (5/-)	101-48	W
12/31/13	Penn State (5/-)	79-63	W
1/4/14	Indiana (5/-)	73-56	W
1/7/14	OHIO STATE (5/3)	72-68	ot W
1/11/14	MINNESOTA (5/-)	87-75	ot W
1/15/14	Northwestern (4/-)	54-40	W
1/18/14	Illinois (4/-)	78-62	W
1/21/14	INDIANA (3/-)	71-66	W
1/25/14	MICHIGAN (3/21)	75-80	L
1/28/14	Iowa (7/15)	71-69	ot W
2/1/14	\$Georgetown (7/-)	60-64	L
2/6/14	PENN STATE (9/-)	82-67	W
2/9/14	Wisconsin (9/-)	58-60	L
2/13/14	NORTHWESTERN (9/-)	85-70	W
2/16/14	NEBRASKA (9/-)	51-60	L
2/20/14	Purdue (13/-)	94-79	W
2/23/14	Michigan (13/20)	70-79	L
3/1/14	ILLINOIS (18/-)	46-53	L
3/6/14	IOWA (22/24)	86-76	W
3/9/14	Ohio State (22/-)	67-69	L
3/14/14	*Northwestern (22/-)	67-51	W
3/15/14	*Wisconsin (22/12)	83-75	W
3/16/14	*Michigan (2/8)	69-55	W
3/20/14	&Delaware (11/-)	93-78	W
3/22/14	&Harvard (11/-)	80-73	W
3/28/14	#Virginia (11/3)	61-59	W
3/30/14	#Connecticut (11/18)	54-60	L

% Coaches Vs. Cancer Classic (Brooklyn, N.Y.)

\$ Super Saturday Hoops (New York, N.Y.)

\* Big Ten Tournament (Indianapolis, Ind.)

& NCAA Tournament (Spokane, Wash.)

# NCAA Tournament (New York, N.Y.)

2013-14 Roster

#	Name (Ht., Year., Pos.)	PPG
0	Russell Byrd (6-7, Jr., G)	1.6
2	Alex Gauna (6-9, Jr., F)	1.1
3	Alvin Ellis III (6-4, Fr., G)	1.9
5	Adreian Payne (6-10, Sr., C)	16.4
10	Matt Costello (6-9, So., F)	4.0
11	Keith Appling (6-1, Sr., G)	11.2
13	Trevor Bohnhoff (6-7, So., F)	0.2
14	Gary Harris (6-4, So., G)	16.7
15	Keenan Wetzel (6-4, Jr., G)	0.8
20	Travis Trice (6-0, Jr., G)	7.3
22	Branden Dawson (6-6, Jr., G/F)	11.2
30	Kenny Kaminski (6-8, Fr., F)	4.9
34	Gavin Schilling (6-9, Fr., F)	1.4
40	Dan Chapman (6-3, Sr., G)	0.4
41	Colby Wollenman (6-7, So., F)	0.4
45	Denzel Valentine (6-5, So., G)	8.0

2014-15

NCAA FINAL FOUR

#23 AP/#7 ESPN/USA Today  
(27-12 Overall; 12-6 - t-3rd Big Ten)

DATE	OPPONENT	MSU-OPP	W/L
11/14/14	Navy (18/-)	64-59	W
11/18/14	^Duke (19/4)	71-81	L
11/21/14	LOYOLA-CHICAGO (19/4)	87-52	W
11/24/14	SANTA CLARA (20/-)	79-52	W
11/27/14	%Rider (20/-)	77-45	W
11/28/14	%Marquette (20/-)	79-68	W
11/30/14	%Kansas (20/11)	56-61	L
12/3/14	Notre Dame (19/-)	78-79	ot L
12/6/14	ARK.-PINE BLUFF (19/4)	85-52	W
12/14/14	OAKLAND	87-61	W
12/17/14	EASTERN MICH. (25/-)	66-46	W
12/20/14	TEXAS SOUTHERN (25/4)	64-71	ot L
12/22/14	THE CITADEL	82-56	W
12/30/14	MARYLAND (-/12)	66-68	2ot L
1/5/15	INDIANA	70-50	W
1/8/15	Iowa	75-61	W
1/11/15	NORTHWESTERN 84-77	ot W	
1/17/15	Maryland (-/14)	59-75	L
1/21/15	PENN STATE	66-60	W
1/24/15	Nebraska	77-79	L
1/29/15	Rutgers	71-51	W
2/1/15	MICHIGAN	76-66	ot W
2/7/15	ILLINOIS	54-59	L
2/10/15	Northwestern	68-44	W
2/14/15	OHIO STATE (-/23)	59-56	W
2/17/15	Michigan	80-67	W
2/22/15	Illinois	60-53	W
2/26/15	MINNESOTA	90-96	ot L
3/1/15	Wisconsin (-/5)	61-68	L
3/4/15	PURDUE	72-66	W
3/7/15	Indiana	74-72	W
3/13/15	*Ohio State	76-67	W
3/14/15	*Maryland (-/8)	62-58	W
3/15/15	*Wisconsin (-/6)	69-80	ot L
3/20/15	\$Georgia (23/-)	70-63	W
3/22/15	\$Virginia (23/6)	60-54	W
3/27/15	&Oklahoma (23/13)	62-58	W
3/29/15	&Louisville (23/13)	76-70	ot W
4/4/15	#Duke (23/4)	61-81	L

% Champions Classic (Indianapolis, Ind.)

^ Orlando Classic (Lake Buena Vista, Fla.)

\* Big Ten Tournament (Indianapolis, Ind.)

\$ NCAA Tournament (Charlotte, N.C.)

& NCAA Tournament (Syracuse, N.Y.)

# NCAA Final Four (Indianapolis, Ind.)

2014-15 Roster

#	Name (Ht., Year., Pos.)	PPG
0	Marvin Clark Jr. (6-6, Fr., F)	4.5
2	Javon Bess (6-5, Fr., F)	2.7
3	Alvin Ellis III (6-4, So., G)	1.7
5	Bryn Forbes (6-3, Jr., G)	8.5
10	Matt Costello (6-9, Jr., F)	7.0
11	Louravns Nairn Jr. (5-10, Fr., G)	2.2
13	Trevor Bohnhoff (6-7, Jr., F)	0.2
14	Eron Harris (6-3, Jr., G)	---
15	Keenan Wetzel (6-4, Sr., G)	0.2
20	Travis Trice (6-0, Sr., G)	15.3
22	Branden Dawson (6-6, Sr., G/F)	11.9
25	Kenny Goins (6-6, Fr., F)	---
30	Matt Van Dyk (6-5, Jr., F)	---
34	Gavin Schilling (6-9, So., F)	5.1
41	Colby Wollenman (6-7, Jr., F)	1.2
45	Denzel Valentine (6-5, Jr., G)	14.5



2019-20 MICHIGAN STATE BASKETBALL



## YEAR-BY-YEAR RESULTS

### 2015-16

#### NCAA TOURNAMENT BIG TEN CHAMPIONS

#2 AP/#7 USA Today

(29-6 Overall; 13-5 - 2nd Big Ten)

DATE	OPPONENT	MSU-OPP	W/L
11/13/15	FLA. ATLANTIC (13/-)	82-55	W
11/17/15	*Kansas (13/4)	79-73	W
11/20/15	ARK.-PINE BLUFF (13/-)	92-46	W
11/23/15	EASTERN MICH. (3/-)	89-65	W
11/26/15	%Boston College (3/-)	99-68	W
11/27/15	%Boise State (3/-)	77-67	W
11/29/15	%Providence (3/-)	77-64	W
12/2/15	LOUISVILLE (3/24)	71-67	F
12/5/15	BINGHAMTON (3/-)	76-33	W
12/9/15	MD.-EASTERN SHORE (14)	78-35	W
12/12/15	FLORIDA (1/-)	58-52	W
12/19/15	Northeastern (1/-)	78-58	W
12/22/15	#Oakland (1/-)	99-93	ot
12/29/15	Iowa (1/-)	70-83	L
1/2/16	Minnesota (1/-)	69-61	W
1/7/16	ILLINOIS (5/-)	79-54	W
1/10/16	Penn State (5/-)	92-65	W
1/14/16	IOWA (4/16)	59-76	L
1/17/16	Wisconsin (4/-)	76-77	L
1/20/16	NEBRASKA (11/-)	71-72	L
1/23/16	MARYLAND (11/7)	74-65	W
1/28/16	Northwestern (12/-)	76-45	W
1/31/16	RUTGERS (12/-)	96-62	W
2/6/16	Michigan (10/-)	89-73	W
2/9/16	Purdue (8/18)	81-82	ot
2/14/16	INDIANA (8/-)	88-69	W
2/18/16	WISCONSIN (T-8/-)	69-57	W
2/23/16	Ohio State (6/-)	81-62	W
2/28/16	PENN STATE (6/-)	88-57	W
3/2/16	Rutgers (2/-)	97-66	W
3/5/16	OHIO STATE (2/-)	91-76	W
3/11/16	*Ohio State (2/-)	81-54	W
3/12/16	*Maryland (2/18)	64-61	W
3/13/16	*Purdue (2/13)	66-62	W
3/18/16	\$Middle Tenn. St. (2/-)	81-90	L

^ Champions Classic (Chicago, Ill.)  
% Wooden Legacy (Fullerton/Anaheim, Calif.)  
# Auburn Hills, Mich.

\* Big Ten Tournament (Indianapolis, Ind.)  
\$ NCAA Tournament (St. Louis, Mo.)

#### 2015-16 Roster

#	Name (Ht., Year., Pos.)	PPG
0	Kyle Ahrens (6-5, Fr., G)	1.2
2	Javon Bess (6-5, So., F)	2.9
3	Alvin Ellis III (6-4, Jr., G)	2.6
5	Bryn Forbes (6-3, Sr., G)	14.4
10	Matt Costello (6-9, Sr., F)	10.7
11	Lourawls Nairn Jr. (5-10, So., G)	2.8
13	Conner George (6-3, Fr., G)	---
14	Eron Harris (6-3, Jr., G)	9.3
15	Marvin Clark Jr. (6-6, So., F)	3.9
20	Matt McQuaid (6-5, Fr., G)	3.5
23	Deyonta Davis (6-10, Fr., F)	7.5
25	Kenny Goins (6-6, Fr., F)	2.0
30	Matt Van Dyk (6-5, Jr., F)	1.1
34	Gavin Schilling (6-9, Jr., F)	3.8
41	Colby Wollenman (6-7, Sr., F)	1.2
45	Denzel Valentine (6-5, Sr., G)	19.2
51	Greg Roy (6-3, So., G)	0.0

### 2016-17

#### NCAA TOURNAMENT

(20-15 Overall; 10-8 - t-5th Big Ten)

DATE	OPPONENT	MSU-OPP	W/L
11/11/16	*Arizona (12/10)	63-65	L
11/15/16	%Kentucky (13/2)	48-69	W
11/18/16	MVSU (13/-)	100-53	W
11/20/16	FLA. GULF COAST (13/-)	78-77	W
11/23/16	SSt. John's (24/-)	77-72	W
11/24/16	\$Baylor (24/20)	58-73	L
11/25/16	\$Wichita State (24/-)	77-72	W
11/29/16	#Duke (-/5)	69-78	L
12/3/16	ORAL ROBERTS	80-76	W
12/6/16	YOUNGSTOWN STATE	77-57	W
12/10/16	TENNESSEE TECH	71-63	F
12/18/16	NORTHEASTERN	73-81	L
12/21/16	OAKLAND	77-65	W
12/27/16	Minnesota	75-74	ot
12/30/16	NORTHWESTERN	61-52	W
1/4/17	RUTGERS	93-65	W
1/7/17	Penn State	63-72	L
1/11/17	MINNESOTA (-/24)	65-47	W
1/15/17	Ohio State	67-72	L
1/21/17	Indiana	75-82	L
1/24/17	PURDUE (-/20)	73-84	L
1/29/17	MICHIGAN	70-62	W
2/2/17	Nebraska	72-61	W
2/7/17	Michigan	57-86	L
2/11/17	IOWA	77-66	W
2/14/17	OHIO STATE	74-66	W
2/18/17	Purdue (-/16)	63-80	L
2/23/17	NEBRASKA	88-72	W
2/26/17	WISCONSIN (-/16)	84-74	W
3/1/17	Illinois	70-73	L
3/4/17	Maryland	60-63	L
3/9/17	*Penn State	78-51	W
3/10/17	*Minnesota	58-63	F
3/17/17	&Miami	78-58	W
3/19/17	&Kansas (-/3)	70-90	L

^ Armed Forces Classic (Honolulu, Hawaii)  
% Champions Classic (New York, N.Y.)  
# Battle 4 Atlantis (Atlantis, Bahamas)  
# ACC/Big Ten Challenge (Durham, N.C.)  
\* Big Ten Tournament (Washington, D.C.)  
& NCAA Tournament (Tulsa, Okla.)

#### 2016-17 Roster

#	Name (Ht., Year., Pos.)	PPG
0	Kyle Ahrens (6-5, So., G/F)	2.6
1	Joshua Langford (6-5, Fr., G)	6.9
3	Alvin Ellis III (6-4, Sr., G)	6.4
5	Cassius Winston (6-0, Fr., G)	6.7
11	Lourawls Nairn Jr. (5-10, Jr., G)	3.5
13	Ben Carter (6-9, GS., F)	---
14	Eron Harris (6-3, Sr., G)	10.4
20	Matt McQuaid (6-4, So., G)	5.6
22	Miles Bridges (6-7, Fr., G/F)	16.9
25	Kenny Goins (6-6, So., F)	3.4
30	Matt Van Dyk (6-5, Sr., F)	1.2
34	Gavin Schilling (6-9, Sr., F)	---
35	David Nsengiumva (6-9, Fr., F)	---
40	Greg Roy (6-3, Jr., G)	0.4
41	Conner George (6-3, Fr., G)	0.6
44	Nick Ward (6-8, Fr., F)	13.9

### 2017-18

#### NCAA TOURNAMENT BIG TEN CHAMPIONS

#5 AP/#11 USA Today

(30-5 Overall; 16-2 - 1st Big Ten)

DATE	OPPONENT	MSU-OPP	W/L
11/10/17	NO. FLORIDA (2/-)	98-66	W
11/14/17	^Duke (2/1)	81-88	L
11/19/17	STONY BROOK (2/-)	93-71	W
11/23/17	%DePaul (4/-)	73-51	W
11/24/17	%UConn (4/-)	77-57	W
11/26/17	%North Carolina (4/9)	63-45	W
11/30/17	NOTRE DAME (3/5)	81-63	W
12/3/17	NEBRASKA (3/-)	86-57	W
12/5/17	Rutgers (3/-)	62-52	W
12/9/17	SOUTHERN UTAH (3/-)	88-63	W
12/16/17	#Oakland (2/-)	86-73	W
12/18/17	HOUSTON BAP. (2/-)	102-62	W
12/21/17	LONG BEACH ST. (2/-)	102-60	W
12/29/17	CLEVELAND ST. (2/-)	111-61	W
12/31/17	SAVANNAH ST. (2/-)	108-52	W
1/4/18	MARYLAND (1/-)	91-61	W
1/7/18	Ohio State (1/-)	64-80	L
1/10/18	RUTGERS (4/-)	76-72	ot
1/13/18	MICHIGAN (4/-)	72-82	L
1/19/18	INDIANA (9/-)	85-57	W
1/22/18	Illinois (9/-)	87-74	W
1/26/18	WISCONSIN (6/-)	76-61	W
1/28/18	Maryland (6/-)	74-68	W
1/31/18	PENN STATE (5/-)	76-68	W
2/3/18	Indiana (5/-)	63-60	W
2/6/18	at Iowa (4/-)	96-93	W
2/10/18	PURDUE (4/3)	68-65	W
2/13/18	Minnesota (2/-)	87-57	W
2/17/18	Northwestern (2/-)	65-60	W
2/20/18	ILLINOIS (2/-)	81-61	F
2/25/18	Wisconsin (2/-)	68-63	W
3/2/18	*Wisconsin (2/-)	63-60	W
3/3/18	*Michigan (2/15)	64-75	L
3/16/18	\$Bucknell (5/-)	82-78	W
3/18/18	\$Syracuse (5/-)	53-55	L

^ Champions Classic (Chicago, Ill.)  
% PK80 Invitational (Portland, Ore.)  
# Detroit, Mich.

\* Big Ten Tournament (New York, N.Y.)  
\$ NCAA Tournament (Detroit, Mich.)

#### 2017-18 Roster

#	Name (Ht., Year., Pos.)	PPG
0	Kyle Ahrens (6-5, Jr., G/F)	---
1	Joshua Langford (6-5, So., G)	11.7
2	Jaren Jackson Jr. (6-11, Fr., F)	10.9
5	Cassius Winston (6-0, So., G)	12.6
10	Jack Hoiberg (5-10, Fr., G)	---
11	Lourawls Nairn Jr. (5-10, Sr., G)	1.7
13	Ben Carter (6-9, GS, F)	0.7
14	Brock Washington (6-3, Fr., G)	---
20	Matt McQuaid (6-4, Jr., G)	6.0
22	Miles Bridges (6-7, So., G/F)	17.1
23	Lourawls Tillman (6-8, Fr., F)	2.8
25	Kenny Goins (6-6, R-Jr., F)	2.1
34	Gavin Schilling (6-9, R-Sr., F)	2.9
40	Braden Burke (6-11, So., F)	---
41	Conner George (6-3, R-So., G)	0.4
44	Nick Ward (6-8, So., F)	12.4



YEAR-BY-YEAR RESULTS



2018-19

NCAA FINAL FOUR  
BIG TEN CHAMPIONS

#5 AP/#3 USA Today

(32-7 Overall; 16-4 - t-1st Big Ten)

DATE	OPPONENT	MSU-OPP	W/L
11/6/18	<sup>^</sup> Kansas (10/1)	87-92	L
11/11/18	FGCU (10/-)	106-82	W
11/14/18	ULM (11/-)	80-59	W
11/18/18	TENN. TECH (11/-)	101-33	W
11/22/18	% vs. UCLA (11/16)	87-67	W
11/23/18	% vs. Texas (11/-)	78-68	W
11/27/18	Louisville (9/-)	78-82ot	L
11/30/18	Rutgers (9/-)	78-67	W
12/3/18	IOWA (9/14)	90-68	W
12/8/18	Florida (10/-)	63-59	W
12/16/18	GREEN BAY (9/-)	104-83	W
12/21/18	OAKLAND (10/-)	99-69	W
12/29/18	N. ILLINOIS (8/-)	88-60	W
11/2/19	NORTHWESTERN (8/-)	81-55	W
1/5/19	Ohio State (8/14)	86-77	W
1/8/19	PURDUE (6/-)	77-59	W
1/13/19	Penn State (6/-)	71-56	W
1/17/19	Nebraska (6/-)	70-64	W
1/21/19	MARYLAND (6/19)	69-55	W
1/24/19	at Iowa (6/19)	82-67	W
1/27/19	Purdue (6/-)	63-73	L
2/2/19	INDIANA (6/-)	75-79OT	L
2/5/19	Illinois (9/-)	74-79	L
2/9/19	MINNESOTA (9/-)	79-55	W
2/12/19	Wisconsin (11/20)	67-59	W
2/17/19	OHIO STATE (11/-)	62-44	W
2/20/19	RUTGERS (10/-)	71-60	W
2/24/19	Michigan (10/7)	77-70	W
3/2/19	Indiana (6/-)	62-63	L
3/5/19	NEBRASKA (9/-)	91-76	W
3/9/19	MICHIGAN (9/7)	75-63	W
3/15/19	* Ohio State (6/-)	77-70	W
3/16/19	* Wisconsin (6/19)	67-55	W
3/17/19	* Michigan (6/10)	65-60	W
3/21/19	\$ Bradley (5/-)	76-65	W
3/23/19	\$ Minnesota (5/-)	70-50	W
3/29/19	& LSU (5/12)	80-63	W
3/31/19	& Duke (5/1)	68-67	W
4/6/19	# Texas Tech (5/9)	51-61	L

<sup>^</sup> Champions Classic (Indianapolis, Ind.)

% Las Vegas Invitational (Las Vegas, Nev.)

\* Big Ten Tournament (Chicago, Ill.)

\$ NCAA Tournament (Des Moines, Iowa)

& NCAA Tournament (Washington, D.C.)

# NCAA Final Four (Minneapolis, Minn.)

2018-19 Roster

#	Name (Ht., Year., Pos.)	PPG
0	Kyle Ahrens (6-6, R-Jr., G/F)	4.7
1	Joshua Langford (6-5, Jr., G)	15.0
3	Foster Loyer (6-0, Fr., G)	1.6
5	Cassius Winston (6-1, Jr., G)	18.8
10	Jack Hoiberg (5-11, R-Fr., G)	0.7
11	Aaron Henry (6-6, Fr., F)	6.1
13	Gabe Brown (6-7, Fr., F)	2.3
14	Brock Washington (6-4, R-Fr., G)	0.4
15	Thomas Kithier (6-8, Fr., F)	1.6
20	Matt McQuaid (6-5, Sr., G)	9.8
23	Xavier Tillman (6-8, So., F)	10.0
25	Kenny Goins (6-7, R-Sr., F)	7.9
30	Marcus Bingham Jr. (6-11, Fr., F)	1.0
40	Braden Burke (6-11, R-So., F)	0.6
41	Conner George (6-4, R-Jr., G)	0.6
44	Nick Ward (6-9, Jr., F)	12.9

MSU's Record

When Ranked	627-207
When Ranked in Top 10	348-106
When Ranked No. 1	15-6
Vs. Ranked Opponents	207-281
Vs. Opp. Ranked in Top 10	70-152
Vs. Opp. Ranked No. 1	4-21

\* Rankings based on Associated Press Poll

## ALL-TIME RECORD VS. OPPONENTS

<b>AC Spark Plug (Flint)</b> 1-0 (A - 1-0) 12-26-1919 A W 29-28	<b>Alpena Independent</b> 1-0 (A - 1-0) 3-20-1920 A W 22-11	<b>Baltimore</b> 1-0 (A - 1-0) 1-29-1940 A W 39-28
<b>Adrian</b> 12-0 (H - 9-0; A - 3-0) 1-18-1906 H W 43-18 3-10-1906 A W 21-20 2-7-1907 H W 54-24 2-20-1907 A W 41-20 1-17-1908 H W 30-14 2-22-1908 A W 42-31 1-25-1909 H W 53-13 12-15-1923 H W 25-12 12-10-1924 H W 42-16 12-12-1925 H W 30-14 12-8-1926 H W 33-29 12-7-1927 H W 30-25	<b>Alumni</b> 3-1 (H - 3-1) 3-14-1925 H W 43-19 3-6-1926 H L 38-40 2-25-1927 H W 36-24 1-17-1959 H W 63-56	<b>Battle Creek YMCA</b> 3-0 (H - 2-0; A - 1-0) 2-25-1905 H W 94-4 2-24-1908 A W 28-14 2-18-1909 H W 32-25
<b>Akron</b> 1-0 (A - 1-0) 2-27-1914 A W 45-30	<b>Ann Arbor YMCA</b> 0-2 (H - 0-1; A - 0-1) 2-12-1906 H L 20-21 2-24-1906 A L 25-29	<b>Bay City YMCA</b> 3-0 (H - 2-0; A - 1-0) 1-21-1905 H W 47-20 3-3-1905 A W 30-14 2-7-1910 H W 84-12
<b>Alabama</b> 1-1 (N - 1-1) 12-28-1983 N L 69-81 12-23-1998 N W 75-58	<b>Arizona</b> 2-5 (H - 1-1; A - 0-2; N - 1-2) 1-2-1947 H L 43-45 12-29-1987 A L 58-78 12-11-2000 A L 68-79 3-31-2001 N L 61-80 12-15-2001 H W 74-60 11-23-2005 N W 74-7ot 11-11-2016 N L 63-65	<b>Baylor</b> 0-1 (N - 0-1) 11-24-2016 N L 58-73
<b>Alabama-Birmingham</b> 0-2 (N - 0-2) 3-15-1985 N L 68-70 3-29-1989 N L 76-78ot	<b>Arizona State</b> 1-0 (N - 1-0) 12-30-1972 N W 83-74	<b>Belmont</b> 1-0 (H - 1-0) 12-19-2006 H W 67-58
<b>Alabama State</b> 1-0 (N - 1-0) 3-16-2001 N W 69-35	<b>Arkansas</b> 2-0 (N - 2-0) 11-27-1991 N W 86-71 11-28-1995 N W 75-72	<b>Bethany</b> 2-1 (H - 2-0; A - 0-1) 3-2-1921 H W 41-18 1-16-1930 A L 27-36 2-11-1930 H W 36-32
<b>Albion</b> 10-1 (H - 8-1; A - 2-0) 2-23-1906 A W 44-11 3-3-1906 H W 59-8 2-2-1912 H W 60-23 1-2-1922 H W 33-13 1-12-1927 H L 31-37 2-8-1928 H W 52-20 12-3-1932 H W 31-29 12-2-1935 H W 36-28 12-9-1936 H W 32-22 1-8-1945 A W 72-36 1-22-1945 H W 58-38	<b>Arkansas-Little Rock</b> 2-0 (H - 1-0; N - 1-0) 12-3-2005 N W 72-67 11-20-2011 H W 69-47	<b>Binghamton</b> 1-0 (H - 1-0) 12-5-2015 H W 76-33
<b>Alcorn State</b> 1-0 (H - 1-0) 12-13-2008 H W 118-60	<b>Arkansas-Pine Bluff</b> 3-0 (H - 3-0) 12-5-2012 H W 76-44 12-6-2014 H W 85-52 11-20-2015 H W 92-46	<b>Boise State</b> 3-0 (H - 1-0; A - 1-0; N - 1-0) 11-29-1982 A W 71-59 11-20-2012 H W 74-70 11-27-2015 N W 77-67
<b>Alger Country Club</b> 1-0 (A - 1-0) 3-21-1920 A W 17-14	<b>Armour Instit. of Tech.</b> 7-2 (H - 5-0; A - 2-2) 1-12-1907 H W 51-24 2-27-1908 A L 26-29 2-21-1909 H W 53-7 2-11-1910 A W 26-11 1-21-1911 H W 51-11 2-3-1911 A L 21-36 1-12-1912 A W 39-30 1-27-1912 H W 51-18 2-12-1923 H W 27-22	<b>Boston College</b> 3-3 (H - 1-0; A - 0-1; N - 2-2) 2-22-1947 H W 70-49 12-28-1973 N L 81-94 12-28-1984 N L 78-82 12-6-2005 N W 77-70 11-29-2006 A L 58-65 11-26-2015 N W 99-68
<b>Alma</b> 15-1 (H - 12-0; A - 3-1) 2-1-1902 H W 102-3 3-9-1902 A W 29-3 1-23-1904 H W 52-7 2-27-1904 A L 14-22 3-16-1906 H W 52-8 1-20-1911 H W 51-24 2-24-1911 A W 23-21 1-16-1912 H W 53-14 2-16-1912 A W 37-15 1-27-1913 H W 48-24 1-20-1917 H W 47-7 1-4-1922 H W 43-17 2-17-1923 H W 27-21 2-6-1931 H W 42-20 12-3-1931 H W 39-12 11-27-1948 H W 46-33	<b>Army</b> 1-0 (H - 1-0) 12-1-1984 H W 76-64	<b>Bowling Green</b> 11-3 (H - 7-1; A - 3-1; N - 1-1) 12-3-1959 H W 96-67 12-5-1960 A W 70-67 12-7-1963 H W 104-81 12-7-1965 A W 84-59 12-28-1966 N L 67-75 3-18-1983 H W 72-71 12-10-1988 H W 89-72 12-18-1989 H L 79-81 12-1-1990 A L 85-98 12-28-1993 H W 62-49 12-27-2000 N W 85-69 12-4-2010 H W 74-39 12-17-2011 H W 74-60 12-18-2012 A W 64-53
	<b>Auburn</b> 1-0 (N - 1-0) 11-24-1989 N W 92-79	<b>Bradley</b> 5-0 (H - 2-0; A - 1-0; N - 2-0) 12-19-1969 N W 89-87 12-3-2006 H W 82-53 12-4-2007 A W 66-61 12-7-2008 H W 75-59 3-21-2019 N W 76-65
	<b>Austin Peay</b> 3-1 (H - 3-0; A - 0-1) 12-19-1987 A L 77-85 12-17-1988 H W 70-60 12-9-1989 H W 88-76 12-27-1991 H W 82-71	<b>Brigham Young</b> 5-4 (H - 3-0; A - 0-3; N - 2-1) 12-29-1930 H W 29-28 12-8-1956 H W 79-61 12-21-1959 A L 75-79 12-23-1963 A L 90-95
	<b>Ball State</b> 1-0 (H - 1-0) 12-29-1994 H W 117-95	



## ALL-TIME RECORD VS. OPPONENTS

12-16-1980	A	L	50-82
12-4-1982	H	W	63-55
12-29-1986	N	L	88-96
12-9-2006	N	W	76-61
12-8-2007	N	W	68-61

### Brooklyn 2-0

(H - 2-0)

12-15-1983	H	W	85-72
12-2-1986	H	W	80-62

### Brown 1-0

(H - 1-0)

11-8-2006	H	W	45-34
-----------	---	---	-------

### Buchtel 0-1

(A - 0-1)

2-27-1913	A	L	30-35
-----------	---	---	-------

### Bucknell 2-0

(H - 1-0; N - 1-0)

11-21-2003	H	W	64-52
3-18-2018	N	W	82-78

### Buffalo 4-0

(H - 1-0; A - 3-0)

2-1-1917	H	W	36-17
1-16-1933	A	W	29-18
1-12-1934	A	W	37-30
1-14-1938	A	W	65-35

### Butler 13-11

(H - 9-2; A - 4-8; N - 0-1)

1-14-1927	A	L	16-53
1-31-1927	H	L	23-29
2-1-1936	H	L	21-24
2-8-1937	A	L	21-27
1-28-1938	H	W	21-15
1-21-1939	A	L	33-34
1-28-1939	H	W	39-29
1-26-1942	H	W	40-39
2-7-1942	A	L	36-38
12-17-1956	A	L	79-83
12-2-1957	H	W	74-55
12-8-1958	H	W	72-46
12-28-1959	A	W	85-80
12-3-1960	H	W	77-71
12-23-1961	A	W	77-72
12-28-1963	A	W	76-65
12-19-1964	A	L	89-90
12-9-1965	H	W	75-56
12-14-1967	A	L	55-65
12-13-1968	H	W	70-60
12-17-1969	A	L	60-81
12-14-1970	H	W	99-75
12-20-1971	A	W	77-71
4-3-2010	N	L	50-52

### Camp Grant 0-2

(H - 0-1; A - 0-1)

1-29-1943	H	L	31-39
2-20-1943	A	L	31-43

### California 0-5

(H - 0-1; A - 0-2; N - 0-2)

1-5-1938	H	L	29-31
12-22-1939	A	L	37-41
12-23-1959	A	L	60-71
12-30-1961	N	L	72-85
12-20-1963	N	L	68-78

### Cal State Fullerton 4-0

(H - 2-0; A - 1-0; N - 1-0)

12-1-1967	H	W	80-49
12-9-1978	H	W	92-89
12-6-1980	A	W	58-42
12-29-1981	N	W	51-50t

### UCLA 3-6

(H - 1-1; A - 1-3; N - 1-2)

12-19-1952	H	L	55-60
12-31-1953	A	L	57-67
12-27-1957	A	W	63-61
12-28-1960	A	L	61-98
12-20-2003	A	L	58-64
12-21-2004	H	W	76-64
11-20-2007	N	L	63-68
3-17-2011	N	L	76-78
11-22-2018	N	W	87-67

### UC Santa Barbara 1-0

(N - 1-0)

3-17-1990	N	W	62-58
-----------	---	---	-------

### Canisius 4-0

(H - 2-0; A - 2-0)

12-8-1975	H	W	83-68
12-18-1976	A	W	82-59
11-24-1984	A	W	80-71
12-7-1985	H	W	90-61

### Carleton 0-1

(H - 0-1)

1-7-1924	H	L	12-27
----------	---	---	-------

### Carnegie Inst. of Tech. 4-0

(H - 3-0; A - 1-0)

12-29-1921	H	W	38-17
12-30-1922	H	W	37-29
2-19-1926	H	W	27-22
1-17-1930	A	W	35-23

### Case 1-1

(H - 1-0; A - 0-1)

1-8-1937	A	L	34-38
1-1-1938	H	W	48-34

### Central Connecticut St. 1-0

(H - 1-0)

12-7-2011	H	W	89-69
-----------	---	---	-------

### Central Florida 1-0

(H - 1-0)

11-27-1998	H	W	87-64
------------	---	---	-------

### Central Michigan 30-3

(H - 25-2; A - 5-1)

2-3-1906	H	W	37-12
2-16-1906	A	W	21-18
1-26-1907	H	W	42-18
3-1-1907	A	W	33-22
1-4-1908	A	W	46-8
2-5-1908	H	W	41-23
1-6-1912	H	W	72-10
1-7-1920	H	W	29-15
1-8-1921	H	W	26-21
1-25-1922	H	W	27-21
1-27-1923	H	W	28-13
1-29-1924	H	W	21-20
1-26-1934	H	W	32-27
12-1-1934	H	W	43-14
1-7-1939	H	W	29-24
12-8-1941	H	W	29-23
12-22-1970	H	W	85-74
12-19-1972	H	W	96-74
12-1-1973	A	W	78-70
12-2-1974	H	W	82-78
12-1-1975	H	W	69-61
11-29-1976	A	L	76-81
11-28-1977	H	W	68-61
11-27-1978	H	W	71-54
12-18-1979	A	W	95-76
11-29-1980	H	L	66-89
11-27-1981	H	W	89-70
11-27-1982	H	W	62-47
11-25-1983	H	W	73-52
11-29-1985	H	W	103-60

12-20-1990	H	W	74-61
12-29-1995	H	L	62-69
11-28-1997	H	W	89-61

### Central State 1-0

(H - 1-0)

1-27-1931	H	W	31-18
-----------	---	---	-------

### Chaminade 3-0

(N - 3-0)

11-20-1995	N	W	69-66
11-21-2005	N	W	89-67
11-22-2010	N	W	82-74

### Chicago 2-3

(H - 0-1; A - 2-2)

12-31-1919	H	L	25-32
12-22-1923	A	L	17-21
12-20-1924	A	W	29-15
12-19-1925	A	W	28-21
12-18-1926	A	L	24-33

### Chicago State 2-0

(H - 2-0)

12-16-2006	H	W	69-61
11-13-2007	H	W	86-53

### Chicago West. YMCA 0-1

(H - 0-1)

1-19-1904	H	L	13-44
-----------	---	---	-------

### Chicago YMCA College 3-0

(H - 3-0)

1-28-2010	H	W	33-20
3-4-1922	H	W	25-21
1-30-1923	H	W	23-19

### Cincinnati 9-4

(H - 4-2; A - 4-1; N - 1-1)

12-5-1930	H	W	22-8
1-22-1942	H	W	37-30
2-6-1942	A	W	36-30
1-6-1945	H	L	37-39
1-12-1945	A	L	50-54
1-5-1946	H	W	69-38
2-4-1946	A	W	69-39
12-19-1978	N	W	63-52
12-21-1981	H	L	45-56
12-13-1982	A	W	70-69
12-13-1990	A	W	65-63
1-21-1991	H	W	90-89
3-22-1992	N	L	65-77

### Citadel, The 4-0

(H - 3-0; A - 1-0)

11-12-2006	H	W	73-41
12-17-2008	H	W	79-65
12-7-2009	A	W	69-56
12-22-2014	H	W	82-56

### Cleveland State 9-0

(H - 6-0; A - 3-0)

12-21-1982	H	W	95-56
12-12-1983	A	W	71-62
12-7-1993	A	W	90-76
12-12-1994	H	W	111-68
12-3-1996	H	W	83-78
12-6-1997	A	W	85-54
12-8-2002	H	W	79-47
12-16-2005	H	W	83-75
12-29-2017	H	W	111-61

### Coe 1-0

(H - 1-0)

1-16-1928	H	W	35-25
-----------	---	---	-------

### Colgate 5-1

(H - 2-0; A - 3-1)

2-1-1929	A	L	35-36
----------	---	---	-------





## ALL-TIME RECORD VS. OPPONENTS

1-16-1931	A	W	41-31
1-17-1931	A	W	50-30
1-29-1932	H	W	30-21
1-30-1932	H	W	29-28
1-17-1933	A	W	40-26

<b>Colorado</b>	(H - 1-0; N - 2-1)	<b>3-1</b>
-----------------	--------------------	------------

12-28-1956	N	L	87-90
12-14-1957	H	W	84-44
12-28-1988	N	W	60-57
3-21-2003	N	W	79-64

<b>Colorado State</b>	(N - 1-0)	<b>1-0</b>
-----------------------	-----------	------------

12-17-1971	N	W	67-63
------------	---	---	-------

<b>Columbia</b>	(H - 1-0)	<b>1-0</b>
-----------------	-----------	------------

11-15-2013	H	W	62-53
------------	---	---	-------

<b>Concordia</b>	(H - 1-0)	<b>1-0</b>
------------------	-----------	------------

1-15-1927	H	W	45-25
-----------	---	---	-------

<b>Connecticut</b>	(H - 1-0; A - 0-1; N - 2-3)	<b>3-4</b>
--------------------	-----------------------------	------------

12-5-1998	A	L	68-82
2-5-2000	H	W	85-66
4-4-2009	N	W	82-73
11-23-2010	N	L	67-70
11-9-2012	N	L	62-66
3-30-2014	N	L	54-60
11-24-2017	N	W	77-57

<b>Coppin State</b>	(H - 2-0)	<b>2-0</b>
---------------------	-----------	------------

12-30-2003	H	W	78-72
12-31-2005	H	W	78-54

<b>Cornell</b>	(H - 5-1)	<b>5-1</b>
----------------	-----------	------------

1-3-1929	H	W	38-24
1-2-1932	H	W	29-26
12-20-1948	H	L	45-56
12-29-1949	H	W	61-54
12-29-1993	H	W	83-69
11-24-2000	H	W	89-56

<b>Creighton</b>	(H - 4-2; A - 3-3)	<b>7-5</b>
------------------	--------------------	------------

2-11-1920	A	L	21-22
2-12-1920	A	W	18-15
3-1-1920	H	W	31-24
3-3-1921	H	W	27-20
2-3-1922	A	L	30-41
2-4-1922	A	L	21-25
2-27-1922	H	L	28-34
12-18-1939	A	W	32-30
12-19-1939	A	W	38-21
12-30-1940	H	L	29-37
12-31-1940	H	W	34-29
12-5-1953	H	W	88-51

<b>Dartmouth</b>	(H - 1-0)	<b>1-0</b>
------------------	-----------	------------

12-28-1951	H	W	47-42
------------	---	---	-------

<b>Dayton</b>	(H - 1-0; A - 1-0)	<b>2-0</b>
---------------	--------------------	------------

12-7-1991	A	W	83-74
12-19-1992	H	W	65-60

<b>Dearborn Naval A.B.</b>	(H - 1-0)	<b>1-0</b>
----------------------------	-----------	------------

1-19-1943	H	W	55-24
-----------	---	---	-------

<b>Defiance</b>	(H - 1-0; A - 1-0)	<b>2-0</b>
-----------------	--------------------	------------

1-23-1915	H	W	54-12
1-30-1915	A	W	30-19

<b>Delaware</b>	(N - 1-0)	<b>1-0</b>
-----------------	-----------	------------

3-20-2014	N	W	93-78
-----------	---	---	-------

<b>Delaware State</b>	(H - 1-0)	<b>1-0</b>
-----------------------	-----------	------------

12-18-2004	H	W	63-45
------------	---	---	-------

<b>Denison</b>	(A - 0-1)	<b>0-1</b>
----------------	-----------	------------

2-28-1913	A	L	18-44
-----------	---	---	-------

<b>Denver</b>	(H - 1-0)	<b>1-0</b>
---------------	-----------	------------

12-13-1951	H	W	50-48
------------	---	---	-------

<b>DePaul</b>	(H - 2-3; A - 2-4; N - 1-0)	<b>5-7</b>
---------------	-----------------------------	------------

2-26-1908	A	W	26-17
1-13-1909	A	W	76-7
2-16-1937	H	L	21-23
1-23-1943	A	L	37-45
1-18-1946	A	L	52-58
1-25-1947	A	L	45-52
1-24-1948	A	L	42-52
2-3-1948	H	L	49-63
12-22-1954	H	L	75-76
1-29-1955	A	W	88-72
11-30-2003	H	W	89-81
11-23-2017	N	W	73-51

<b>DePauw</b>	(H - 0-3; A - 1-2)	<b>1-5</b>
---------------	--------------------	------------

1-31-1919	A	W	18-17
2-12-1919	H	L	12-21
2-18-1920	H	L	21-33
2-23-1920	A	L	18-31
1-21-1921	A	L	19-39
2-7-1921	H	L	23-26

<b>Detroit</b>	(H - 26-6; A - 19-10)	<b>45-16</b>
----------------	-----------------------	--------------

12-29-1917	A	L	22-32
1-3-1920	A	L	29-30
2-23-1924	H	W	31-17
2-11-1925	H	W	23-22
1-26-1926	A	L	10-16
2-2-1926	H	L	22-29
1-19-1927	H	W	30-23
2-12-1927	A	L	27-30
1-13-1928	H	W	27-23
2-17-1928	H	W	17-13
1-18-1929	A	W	27-13
2-15-1929	H	W	40-15
1-9-1930	H	W	26-20
1-25-1930	A	W	21-18
2-10-1931	H	W	34-16
2-21-1931	A	W	16-11
1-19-1932	H	W	22-13
2-17-1932	A	W	35-34
2-15-1933	H	W	30-28
2-18-1933	A	L	16-27
2-14-1934	H	W	27-20
2-17-1934	A	W	28-22
1-31-1942	A	W	32-28
2-16-1942	H	L	37-39
2-14-1945	H	W	53-29
2-24-1945	A	W	62-38
1-23-1946	H	W	40-38
2-9-1946	H	W	58-46
1-11-1947	A	W	52-44
2-19-1947	H	W	55-48
1-20-1948	A	W	52-34
1-26-1948	H	W	66-31

1-10-1949	H	W	66-49
1-17-1949	A	L	34-35
1-9-1950	A	L	55-66
2-14-1950	H	W	57-54
12-5-1950	H	W	45-31
12-18-1951	A	W	52-47
12-4-1954	H	L	78-84
2-1-1956	A	W	85-78
12-6-1957	A	W	71-59
12-6-1958	H	W	88-51
12-22-1973	A	L	71-70t
12-23-1974	A	W	72-69
12-22-1975	A	L	82-85
12-15-1976	H	L	94-99
12-21-1977	A	W	103-74
12-20-1979	A	W	63-57
12-2-1981	A	W	65-60t
12-18-1982	H	W	75-70t
11-27-1987	H	W	65-60t
12-15-1988	A	W	96-90t
12-16-1989	H	W	94-65
12-8-1990	A	W	83-61
12-14-1991	H	W	91-75
12-12-1993	H	W	74-63
12-17-1994	A	W	80-63
12-10-1995	H	L	61-63
12-14-1996	A	L	84-830t
12-13-1997	H	L	65-68
11-12-2001	H	W	80-70

<b>Detroit A.C.</b>	(A - 0-4)	<b>0-4</b>
---------------------	-----------	------------

3-25-1904	A	L	8-33
2-10-1905	A	L	30-39
2-10-1911	A	L	12-54
12-19-1919	A	L	11-23

<b>Detroit Burroughs</b>	(H - 2-0; A - 1-0)	<b>3-0</b>
--------------------------	--------------------	------------

1-18-1909	H	W	24-15
2-22-1909	A	W	20-19
1-30-1914	H	W	29-22

<b>Detroit Law College</b>	(H - 2-0)	<b>2-0</b>
----------------------------	-----------	------------

1-3-1922	H	W	56-3
12-28-1923	H	W	25-14

<b>Detroit Rayls</b>	(H - 1-0; A - 0-1)	<b>1-1</b>
----------------------	--------------------	------------

1-21-1913	H	W	37-12
1-10-1919	A	L	16-37

<b>Detroit Spaldings</b>	(H - 1-1; A - 1-0)	<b>2-1</b>
--------------------------	--------------------	------------

1-14-1910	H	W	20-18
1-9-1911	H	L	9-21
1-18-1911	A	W	25-18

<b>Detroit YMCA</b>	(H - 8-6; A - 2-8)	<b>10-14</b>
---------------------	--------------------	--------------

1-26-1903	H	W	43-8
1-28-1907	A	L	14-31
2-19-1907	H	L	17-23
1-20-1908	A	L	20-33
2-14-1908	H	L	27-29
2-11-1909	A	L	18-25
3-11-1909	H	W	33-28
3-7-1910	A	W	27-24
1-30-1911	A	L	11-22
2-24-1912	H	W	42-26
3-4-1912	A	W	20-17
2-11-1913	A	L	22-23
3-8-1913	H	W	39-9
2-14-1914	H	L	27-29
3-3-1914	H	L	22-27
1-22-1915	H	W	23-14
3-2-1915	A	L	9-21
2-12-1916	H	W	27-23



ALL-TIME RECORD VS. OPPONENTS

3-7-1916	H	L	14-35
2-3-1917	H	W	33-26
3-10-1917	H	L	15-30
12-28-1917	A	L	13-31
1-26-1918	A	L	20-34
3-9-1918	H	W	23-16

<b>DeVilbiss College</b>			<b>0-1</b>
(A - 0-1)			
12-20-1919	A	L	25-37

<b>Drake</b>			<b>2-1</b>
(H - 1-1; A - 1-0)			
12-2-1944	H	W	44-36
12-12-1964	H	L	75-91
12-22-1965	A	W	61-50

<b>Duke</b>			<b>3-12</b>
(H - 0-1; A - 0-3; N - 3-8)			
12-29-1958	N	W	82-57
3-20-1994	N	L	74-85
12-2-1998	N	L	67-73
3-27-1999	N	L	62-68
12-3-2003	H	L	50-72
11-30-2004	A	L	74-81
3-25-2005	N	W	78-68
12-1-2010	A	L	79-84
11-15-2011	N	L	69-74
3-29-2013	N	L	61-71
11-18-2014	N	L	71-81
4-4-2015	N	L	61-81
11-29-2016	A	L	69-78
11-14-2017	N	L	81-88
3-31-2019	N	W	68-67

<b>Earlham</b>			<b>1-1</b>
(H - 0-1; A - 1-0)			
1-30-1925	A	W	24-23
2-13-1926	H	L	21-26

<b>East Tennessee State</b>			<b>7-0</b>
(H - 4-0; A - 2-0; N - 1-0)			
1-2-1993	A	W	80-69
11-28-1993	N	W	92-69
12-9-1993	H	W	107-81
12-21-1995	H	W	63-57
11-25-1996	H	W	83-45
11-17-1997	H	W	82-59
12-10-1998	A	W	86-53

<b>Eastern Illinois</b>			<b>1-0</b>
(H - 1-0)			
12-27-1997	H	W	81-69

<b>Eastern Kentucky</b>			<b>1-0</b>
(H - 1-0)			
12-1-1969	H	W	89-85

<b>Eastern Michigan</b>			<b>30-3</b>
(H - 20-1; A - 9-2; N - 1-0)			
3-3-1900	A	W	25-8
3-2-1901	H	W	21-6
3-16-1901	A	W	12-7
2-13-1903	A	W	23-7
3-7-1903	H	W	49-5
2-6-1904	A	W	22-2
3-5-1904	H	W	62-10
1-29-1907	A	W	50-25
3-2-1907	H	W	72-13
1-14-1922	H	W	28-22
1-13-1923	H	W	19-17
1-30-1926	H	L	23-35
1-22-1934	H	W	34-27
1-8-1935	H	W	35-14
1-24-1935	A	W	53-28
1-25-1936	A	W	37-24
1-29-1936	H	W	18-15
1-18-1945	A	W	75-31

12-10-1973	H	W	91-69
12-7-1974	H	W	92-60
12-6-1975	A	L	79-85
12-11-1976	H	W	54-50t
12-12-1980	H	W	73-63
11-28-1986	H	W	99-83
12-17-1987	A	L	80-80t
12-22-1988	H	W	91-76
12-23-1989	H	W	87-73
3-12-1998	N	W	83-71
12-4-1999	H	W	74-57
11-12-2010	H	W	96-66
11-27-2011	A	W	72-40
12-17-2014	H	W	66-46
11-23-2015	H	W	89-65

<b>Eastern Washington</b>			<b>1-0</b>
(H - 1-0)			
11-25-2000	H	W	83-61

<b>Evansville</b>			<b>4-0</b>
(H - 2-0; A - 2-0)			
12-20-1989	A	W	80-66
12-18-1990	H	W	81-76
12-6-1995	H	W	67-63
12-17-1996	A	W	86-77

<b>Florida</b>			<b>5-3</b>
(H - 2-0; A - 1-1; N - 2-2)			
12-30-1987	N	L	59-83
4-3-2000	N	W	89-76
12-6-2000	H	W	99-83
12-5-2001	A	L	70-74
3-23-2003	N	W	68-46
11-27-2009	N	L	74-77
12-12-2015	H	W	58-52
12-8-2018	A	W	63-59

<b>Florida A&amp;M</b>			<b>1-0</b>
(H - 1-0)			
11-19-2004	H	W	104-72

<b>Florida Atlantic</b>			<b>1-0</b>
(H - 1-0)			
11-13-2015	H	W	82-55

<b>Florida Gulf Coast</b>			<b>3-0</b>
(H - 3-0)			
11-13-2009	H	W	97-58
11-20-2016	H	W	78-77
11/11/2018	H	W	106-82

<b>Florida International</b>			<b>1-0</b>
(H - 1-0)			
12-18-2005	H	W	85-58

<b>Florida State</b>			<b>1-1</b>
(H - 1-0; A - 0-1)			
3-17-1997	A	L	63-68
11-30-2011	H	W	65-49

<b>Fort Custer Officers</b>			<b>4-1</b>
(H - 3-1; A - 1-0)			
1-9-1918	H	L	16-27
1-19-1918	H	W	24-20
1-24-1919	H	W	31-13
12-19-1919	A	W	53-3
12-2-1941	H	W	50-29

<b>Franklin</b>			<b>0-2</b>
(H - 0-1; A - 0-1)			
1-31-1925	A	L	14-36
2-20-1925	H	L	16-28

<b>Fresno State</b>			<b>1-3</b>
(H - 0-1; A - 0-1; N - 1-1)			
3-21-1983	H	L	58-72
3-19-1996	A	L	70-80
3-18-2001	N	W	81-65

11-23-2001	N	L	58-63
------------	---	---	-------

<b>Furman</b>			<b>3-0</b>
(H - 2-0; A - 1-0)			
11-28-1988	H	W	98-68
12-2-1989	A	W	84-63
11-23-1990	H	W	78-73

<b>Geneva</b>			<b>1-0</b>
(A - 1-0)			
1-9-1937	A	W	42-41

<b>Georgetown</b>			<b>1-1</b>
(N - 1-1)			
3-15-1986	N	W	80-68
2-1-2014	N	L	60-64

<b>George Mason</b>			<b>2-1</b>
(H - 1-0; N - 1-1)			
12-28-1990	H	W	97-72
12-5-2004	N	W	66-60
3-17-2006	N	L	65-75

<b>George Washington</b>			<b>4-3</b>
(H - 2-1; A - 2-0; N - 0-2)			
12-30-1955	N	L	62-65
12-18-1984	A	W	68-54
12-4-1985	H	W	87-61
12-6-1986	A	W	77-62
12-5-1987	H	L	64-65
3-12-1997	H	W	65-50
12-4-2004	N	L	83-96

<b>Georgia</b>			<b>1-0</b>
(N - 1-0)			
3-20-2015	N	W	70-63

<b>Georgia Tech</b>			<b>2-2</b>
(H - 2-1; N - 0-1)			
1-4-1947	H	W	62-52
12-22-1949	H	L	60-68
3-23-1990	N	L	80-81tot
11-30-2005	H	W	88-86

<b>Gonzaga</b>			<b>4-1</b>
(H - 2-0; A - 1-0; N - 1-1)			
11-29-1997	H	W	70-68
3-23-2001	N	W	77-62
11-22-2005	N	L	106-103ot
11-17-2009	H	W	75-71
12-10-2011	A	W	74-67

<b>Governor's Guard</b>			<b>3-0</b>
(A - 3-0)			
3-10-1900	A	W	25-7
2-15-1902	A	W	19-0
2-18-1903	A	W	19-7

<b>Grand Rapids JC</b>			<b>1-0</b>
(A - 1-0)			
2-26-1921	A	W	20-11

<b>Grand Rapids YMCA</b>			<b>6-2</b>
(H - 3-0; A - 3-2)			
3-14-1903	H	W	42-7
2-12-1904	A	W	14-13
3-12-1904	H	W	41-10
1-28-1905	A	L	22-38
2-10-1906	A	W	25-20
1-25-1908	H	W	74-16
1-5-1918	A	L	21-22
1-4-1919	A	W	19-17

<b>Great Lakes Naval T.S</b>			<b>1-4</b>
(H - 1-2; A - 0-2)			
1-6-1942	H	W	33-31
1-9-1943	A	L	34-38
2-11-1943	H	L	39-56



## ALL-TIME RECORD VS. OPPONENTS

12-15-1945 H L 49-53  
2-11-1946 A L 58-59

**Gwinn Club 1-0**  
(A - 1-0)

3-25-1920 A W 66-12

**Hardin-Simmons 1-0**  
(H - 1-0)

12-16-1967 H W 95-76

**Harvard 3-2**  
(H - 2-2; N - 1-0)

12-24-1941 H W 39-28

1-1-1943 H L 28-31

12-29-1947 H W 53-40t

12-28-1949 H L 57-68

3-22-2014 N W 80-73

**Haskell Indians 1-0**  
(H - 1-0)

2-17-1908 H W 33-18

**Hawai'i 0-2**  
(A - 0-2)

12-30-1981 A L 61-62

11-19-2005 A L 62-84

**Hawaiian All-Stars 1-1**  
(H - 1-1)

1-26-1937 H L 24-25

1-11-1938 H W 55-31

**Hawaiian Army 1-0**  
(A - 1-0)

12-30-1965 A W 97-69

**Hawaiian Marines 1-0**  
(A - 1-0)

12-27-1965 A W 84-53

**Hillsdale 8-0**  
(H - 7-0; A - 1-0)

3-1-1902 H W 58-20

3-15-1902 A W 36-17

1-29-1903 H W 49-2

1-7-1928 H W 58-24

12-14-1928 H W 47-15

2-21-1930 H W 34-28

1-21-1935 H W 45-24

11-27-1948 H W 53-43

**Holland YMCA 1-1**  
(A - 1-1)

1-3-1919 A L 15-21

12-27-1919 A W 20-18

**Holy Cross 1-1**  
(N - 1-1)

12-29-1973 N W 97-85

12-29-1976 N L 61-70

**Hope 22-12**  
(H - 17-5; A - 5-7)

1-31-1905 A L 30-44

1-5-1907 H W 50-30

2-16-1907 A W 33-23

3-3-1910 H W 40-21

3-11-1910 A L 30-38

2-17-1911 A L 24-48

3-3-1911 H W 36-24

1-23-1912 A L 40-41

2-21-1912 H W 55-23

1-29-1913 A W 33-26

2-21-1913 H W 58-25

1-13-1915 H W 56-20

2-24-1915 A W 46-28

1-14-1916 H L 14-20

2-4-1916 A W 21-18

1-19-1917 H W 34-20

2-23-1917 H L 13-18

1-18-1918 A L 23-33

2-15-1918 H W 35-10

2-8-1919 A L 18-21

3-1-1919 H L 20-26

1-9-1920 A L 16-21

3-6-1920 H W 34-23

1-14-1921 H W 31-17

2-25-1921 A W 27-23

3-3-1922 H W 29-28

1-3-1924 H W 22-7

2-3-1925 H L 19-20

2-9-1927 H W 46-31

1-30-1928 H W 36-21

2-8-1929 H W 51-18

1-28-1930 H W 55-16

1-29-1937 H L 21-25

12-9-1937 H W 51-27

**Houston 0-1**  
(A - 0-1)

12-28-1971 A L 73-106

**Houston Baptist 1-0**  
(H - 1-0)

12-18-2017 H W 107-62

**Howard 1-0**  
(H - 1-0)

12-3-1999 H W 75-45

**Idaho 1-0**  
(H - 1-0)

11-16-2008 H W 100-62

**Idaho State 1-0**  
(H - 1-0)

12-30-1995 H W 68-55

**Illinois 61-60**  
(H - 38-20; A - 20-39; N - 3-1)

3-5-1951 H L 43-49

2-11-1952 A L 62-84

1-19-1953 H L 64-76

3-2-1953 A L 53-66

1-9-1954 H W 60-59

2-14-1955 A L 72-90

1-2-1956 A L 65-73

2-18-1956 H L 76-96

2-9-1957 H W 70-64

2-18-1957 A W 89-83

2-15-1958 H W 69-56

1-10-1959 A W 97-96

1-16-1960 A L 88-96

2-8-1960 H W 78-77

1-30-1961 A L 92-93

2-20-1961 H W 90-80

1-13-1962 H L 65-66

2-9-1963 A L 86-91

1-4-1964 A L 66-87

2-17-1964 H W 85-82

2-20-1965 H L 94-113

3-9-1965 A L 89-121

2-22-1966 H W 68-66

1-7-1967 A W 76-74

1-6-1968 A L 56-66

3-9-1968 H W 62-59

2-15-1969 H W 75-70

3-4-1969 A L 57-71

12-29-1969 N L 77-86

2-24-1970 H L 67-74

3-7-1970 A W 81-76

1-9-1971 A L 61-89

1-16-1971 H L 67-69

2-8-1972 H W 89-79

2-24-1973 A L 71-81

1-14-1974 A W 90-82

1-28-1974 H W 93-82

2-1-1975 A W 75-60

3-1-1975 H W 96-82

1-24-1976 A W 74-63

2-21-1976 H W 69-59

1-20-1977 H W 67-58

3-5-1977 A W 62-61

1-12-1978 A W 82-70

2-25-1978 H W 89-67

1-11-1979 A L 55-57

2-24-1979 H W 76-62

1-26-1980 A L 65-74

2-2-1980 H W 68-59

1-29-1981 H L 70-71

2-21-1981 A L 62-82

1-16-1982 A L 51-55

2-25-1982 H W 56-47

1-27-1983 H L 71-78

2-19-1983 A L 61-69

1-26-1984 A L 40-46

2-19-1984 H L 53-70

1-12-1985 A L 63-75

2-7-1985 H W 64-56

1-12-1986 H W 58-51

2-6-1986 A W 84-80

1-5-1987 A L 72-79

3-7-1987 H L 64-77

1-9-1988 A L 62-77

2-13-1988 H L 65-83

1-7-1989 A L 54-71

2-16-1989 H L 56-75

1-18-1990 A L 64-73

2-17-1990 H W 70-63

1-17-1991 A W 71-68

2-16-1991 H W 62-58

1-11-1992 H W 77-75

3-7-1992 A L 71-80

1-9-1993 H L 39-52

2-10-1993 A L 80-83

1-8-1994 H W 79-74

2-9-1994 A L 64-72

1-28-1995 A W 75-67

2-15-1995 H W 68-58

1-6-1996 A W 68-58

3-6-1996 H W 77-67

1-22-1997 H L 63-66

2-15-1997 A L 68-79

1-17-1998 H W 68-64

2-12-1998 A L 63-84

1-16-1999 A W 51-49

2-11-1999 H W 61-44

3-7-1999 N W 67-50

1-30-2000 H W 91-66

3-12-2000 N W 76-61

2-6-2001 A L 66-77

2-3-2002 A W 67-61

2-12-2002 H L 61-63

2-2-2003 H W 68-65

2-18-2003 A L 40-70

2-10-2004 A L 51-75

2-1-2005 H L 68-81

1-5-2006 A L 50-60

3-4-2006 H L 68-75

3-10-2006 N W 61-56

1-14-2007 H W 63-57

1-30-2007 A L 50-57

1-30-2008 H W 51-41

3-6-2008 A W 59-51

1-17-2009 H W 63-57

3-1-2009 A W 74-66

1-16-2010 H W 73-63

2-6-2010 A L 73-78

1-18-2011 A L 62-71

2-19-2011 H W 61-57

1-31-2012 A L 41-42

1-31-2013 H W 80-75

1-18-2014 H W 78-62

3-1-2014 H L 46-53

2-7-2015 H L 54-59

2-22-2015 A W 60-53



ALL-TIME RECORD VS. OPPONENTS

1-7-2016	H	W	79-54
3-1-2017	A	L	70-73
1-22-2018	A	W	87-74
2-20-2018	H	W	81-61
2-5-2019	A	L	74-79

**Illinois Athletic Club 1-3**  
(H - 1-1; A - 0-2)

1-15-1915	H	L	21-22
1-22-1916	A	L	18-50
1-26-1917	H	W	39-27
2-15-1917	A	L	23-43

**Illinois-Chicago 12-3**  
(H - 10-0; A - 2-3)

2-3-1983	H	W	99-82
12-22-1984	A	W	81-60
12-21-1985	H	W	99-74
12-16-1986	A	L	65-74
12-15-1987	H	W	78-64
12-13-1988	H	W	96-74
12-12-1989	A	L	57-65
12-17-1991	H	W	75-51
12-15-1992	H	W	79-75
12-14-1993	H	W	90-77
11-30-1994	A	W	92-78
12-5-1996	H	W	90-60
11-21-1997	A	L	58-70
12-13-1998	H	W	77-33
12-2-2000	H	W	97-53

**Indiana 55-70**  
(H - 38-23; A - 15-46; N - 1-1)

1-16-1920	H	L	19-20
12-31-1928	H	L	33-37
12-23-1947	H	W	64-60
12-6-1948	A	L	36-48
12-10-1949	H	L	58-73
1-2-1950	A	L	50-60
1-13-1951	H	L	37-47
3-3-1952	A	L	67-70
1-5-1953	H	L	62-69
2-14-1953	A	L	50-65
2-6-1954	A	L	74-79
2-20-1954	H	L	61-63
1-17-1955	A	L	79-88
2-28-1955	H	W	93-77
1-16-1956	A	L	70-79
3-2-1957	H	W	76-61
2-8-1958	A	L	79-82
3-8-1958	H	L	72-75
1-3-1959	H	W	79-77
2-28-1959	A	W	86-82
3-5-1960	H	L	80-86
1-9-1961	A	L	55-79
1-6-1962	A	L	71-76
2-24-1962	H	W	97-85
1-5-1963	H	L	84-96
2-23-1963	A	L	94-113
1-11-1964	H	W	107-103
2-8-1965	A	L	94-112
2-26-1966	H	W	69-63
3-5-1966	A	L	76-86
2-6-1967	A	L	77-82
2-13-1967	H	W	86-77
2-20-1968	H	W	75-70
2-1-1969	A	L	76-79
1-3-1970	A	W	85-84
2-21-1970	H	W	78-66
2-9-1971	H	L	70-71
2-16-1971	A	L	76-90
1-29-1972	H	W	83-73
2-5-1972	A	L	69-83
1-22-1973	H	L	89-97
2-19-1973	A	L	65-75
2-25-1974	A	L	85-91
1-4-1975	H	L	55-107
3-8-1975	A	L	79-94
1-12-1976	H	L	57-69

2-9-1976	A	L	70-85
1-17-1977	A	W	61-60
2-5-1977	H	L	79-81
1-30-1978	A	L	66-71
2-4-1978	H	W	68-59
12-30-1978	N	W	74-57
1-18-1979	H	W	82-58
2-15-1979	A	W	59-47
1-12-1980	A	L	64-72
2-21-1980	H	L	72-75
1-8-1981	A	L	3-55
3-7-1981	H	L	48-69
1-7-1982	H	W	65-58
3-6-1982	A	L	58-74
1-20-1983	A	L	85-89
2-26-1983	H	W	62-54
1-19-1984	H	L	62-70t
2-26-1984	A	W	57-54
1-5-1985	H	W	68-61
3-7-1985	A	W	68-58
1-5-1986	A	W	77-74
3-5-1986	H	L	79-97
1-8-1987	H	L	60-79
2-4-1987	A	L	80-84
1-16-1988	H	W	75-70t
2-18-1988	A	L	58-95
1-21-1989	A	L	60-75
2-23-1989	H	L	65-76
1-24-1990	A	W	75-57
2-25-1990	H	W	72-66
1-26-1991	A	L	63-97
2-28-1991	H	L	56-62
2-1-1992	H	W	76-60
2-19-1992	A	L	73-103
3-10-1993	A	L	68-99
3-9-1994	H	W	94-78
1-11-1995	A	L	82-89
3-5-1995	H	W	67-61
1-4-1996	H	W	65-60
3-10-1996	A	L	53-57
1-2-1997	A	L	65-77
3-8-1997	H	W	63-60
1-28-1998	H	W	84-66
1-24-1999	A	W	73-59
1-11-2000	H	W	77-70t
2-26-2000	A	L	79-80t
1-7-2001	A	L	58-59
2-20-2001	H	W	66-57
1-8-2002	A	L	65-83
2-24-2002	H	W	57-54
3-9-2002	N	L	56-67
1-28-2003	H	W	61-54
2-8-2003	A	W	67-60t
1-31-2004	H	W	84-72
2-27-2005	A	L	74-70t
1-11-2006	H	W	87-73
2-26-2006	A	L	71-78
1-7-2007	A	L	51-73
2-24-2007	H	W	66-58
2-16-2008	A	L	61-80
3-2-2008	H	W	103-74
2-7-2009	H	W	75-47
3-3-2009	A	W	64-59
2-16-2010	A	W	72-58
1-30-2011	H	W	84-80t
12-28-2011	H	W	80-65
2-28-2012	A	L	55-70
1-27-2013	A	L	70-75
2-19-2013	H	L	68-72
1-4-2014	A	W	73-56
1-21-2014	H	W	71-66
1-5-2015	H	W	70-50
3-7-2015	A	W	74-72
2-14-2016	H	W	88-69
1-21-2017	A	L	75-82
1-19-2018	H	W	85-57
2-3-2018	A	W	63-60
2-2-2019	H	L	75-790t
3-2-2019	A	L	62-63

**IPFW 6-0**  
(H - 5-0; A - 1-0)

11-30-2001	H	W	81-68
11-27-2005	H	W	84-73
12-6-2006	H	W	80-43
12-15-2007	H	W	79-57
11-19-2008	A	W	70-59
12-19-2009	H	W	80-58

**Indiana State 1-0**  
(N - 1-0)

3-26-79	N	W	75-64
---------	---	---	-------

**Iowa 75-55**  
(H - 45-18; A - 26-35; N - 4-2)

12-22-1937	H	W	52-37
12-23-1940	H	L	34-40
12-30-1944	A	L	29-66
12-18-1948	H	W	49-43
12-5-1949	A	L	53-73
1-15-1951	A	L	42-46
3-3-1951	H	L	52-65
1-5-1952	H	L	60-61
2-25-1952	A	L	52-64
1-10-1953	H	W	68-61
2-9-1953	A	W	60-48
1-4-1954	A	L	63-73
2-27-1954	H	L	48-60
1-10-1955	A	L	81-94
2-19-1955	H	L	69-78
1-7-1956	A	W	65-64
2-16-1957	H	W	77-67
2-10-1958	H	W	90-84
3-1-1958	A	W	83-65
1-5-1959	A	L	68-80
3-7-1959	H	W	84-74
1-11-1960	A	L	79-92
1-23-1960	H	W	90-80
1-14-1961	A	L	72-86
3-6-1961	H	W	74-64
2-19-1962	A	L	51-59
1-23-1963	H	L	59-60
2-15-1964	H	W	107-82
2-22-1964	A	W	107-89
1-9-1965	H	L	78-85
1-16-1965	A	L	68-111
1-22-1966	A	L	76-90
1-14-1967	H	W	79-70
1-23-1968	H	L	71-76
2-27-1968	A	L	58-76
1-14-1969	A	L	76-77
2-18-1969	H	W	78-60
2-14-1970	A	L	77-103
1-12-1971	H	W	84-81
2-12-1972	A	W	100-91
2-26-1973	H	L	98-102
1-15-1974	A	W	76-74
3-3-1973	H	W	94-89
2-1-1974	H	W	95-86
1-20-1975	A	L	79-83
2-17-1975	H	W	90-78
1-5-1976	H	W	105-88
3-1-1976	A	W	93-88
2-7-1977	A	L	79-87
2-19-1977	H	W	81-79
1-21-1978	H	W	68-58
2-9-1978	A	W	71-70
1-20-1979	H	W	83-70t
2-8-1979	A	W	60-57
1-19-1980	H	W	75-67
2-7-1980	A	L	39-40t
1-10-1981	A	L	57-65
3-5-1981	H	W	71-70t
1-28-1982	H	L	56-57
2-18-1982	A	L	53-59
1-5-1983	A	W	61-59
3-12-1983	H	L	57-75
1-4-1984	H	W	73-72
3-11-1984	A	W	51-44





## ALL-TIME RECORD VS. OPPONENTS

1-17-1985	H	L	65-79
2-16-1985	A	W	57-55
1-16-1986	A	L	71-82
2-13-1986	H	W	83-73
1-29-1987	H	L	75-89
2-26-1987	A	L	64-93
2-6-1988	A	L	72-101
3-3-1988	H	L	87-103
1-5-1989	H	L	82-93
3-2-1989	A	W	83-81
1-13-1990	H	W	87-80
2-12-1990	A	W	80-70
1-5-1991	A	L	66-79
2-7-1991	H	L	67-71
2-6-1992	A	L	63-77
3-15-1992	H	W	64-53
1-28-1993	H	L	90-9 ot
2-27-1993	A	L	64-66
1-29-1994	H	W	87-84
3-2-1994	A	W	80-72
1-7-1995	H	W	69-68
3-8-1995	A	L	78-79
1-20-1996	H	W	62-60
2-21-1996	A	L	47-83
2-12-1997	H	W	69-67
1-21-1998	A	W	78-57
2-7-1998	H	W	75-64
1-21-1999	H	W	80-65
2-6-1999	A	W	95-81
1-8-2000	A	W	75-53
3-10-2000	N	W	75-65
2-18-2001	H	W	94-70
1-22-2002	A	L	71-75
3-2-2002	H	W	93-79
1-11-2003	A	L	64-68
3-5-2003	H	W	82-54
2-4-2004	H	W	89-72
2-5-2005	A	W	75-64
3-11-2005	N	L	69-71
1-21-2006	H	W	85-55
2-14-2006	A	L	54-66
3-11-2006	N	L	48-53
1-4-2007	A	L	60-62
2-17-2007	H	W	81-49
1-12-2008	A	L	36-43
2-23-2008	H	W	66-52
1-29-2009	A	W	71-56
2-25-2009	H	W	62-54
1-9-2010	A	W	71-53
1-20-2010	H	W	70-63
2-2-2011	A	L	52-72
3-2-2011	H	W	85-66
3-10-2011	N	W	66-61
1-10-2012	H	W	95-61
3-9-2012	N	W	92-75
1-10-2013	A	W	62-59
3-15-2013	N	W	59-56
1-28-2014	A	W	71-6 ot
3-6-2014	H	W	86-76
1-8-2015	A	W	75-61
12-29-2015	A	L	70-83
1-14-2016	H	L	59-76
2-11-2017	H	W	77-66
2-6-2018	A	W	96-93
12-3-2018	H	W	90-68
1-24-2019	A	W	82-67

<b>Iowa State</b>			
(H - 2-1; A - 1-1; N - 1-0)			
12-1-1956	H	L	53-60
12-23-1957	A	W	57-51
12-22-1960	H	W	92-81
12-14-1985	A	L	80-8 ot
12-13-1986	H	W	86-85
3-25-2000	N	W	75-64

<b>Ishpeming Amer. Leg</b>			
(A - 0-1)			
3-24-1920	A	L	24-37

<b>Jackson YMCA</b>			
(H - 3-0; A - 3-0)			
2-4-1905	H	W	47-12
1-25-1907	A	W	43-30
2-7-1908	H	W	42-29
2-21-1908	A	W	37-35
1-7-1910	H	W	51-18
1-25-1910	A	W	27-18

<b>Jacksonville</b>			
(H - 1-0; A - 0-1)			
12-30-1976	A	L	63-65
1-21-2007	H	W	80-51

<b>Jacksonville State</b>			
(H - 1-0)			
12-28-2002	H	W	76-52

<b>John Carroll</b>			
(H - 1-0; A - 0-1)			
1-18-1924	H	W	24-17
3-6-1925	A	L	14-30

<b>Kalamazoo</b>			
(H - 17-2; A - 1-0)			
1-29-1916	H	W	34-27
1-15-1919	H	W	42-20
1-10-1920	A	W	39-21
1-21-1920	H	W	34-15
1-11-1921	H	W	30-18
1-21-1922	H	L	28-39
2-3-1923	H	L	22-24
2-11-1928	H	W	36-24
1-26-1929	H	W	30-22
2-7-1930	H	W	33-12
1-23-1931	H	W	46-10
2-6-1932	H	W	17-9
2-4-1933	H	W	29-12
12-5-1934	H	W	30-25
1-8-1936	H	W	32-14
1-6-1937	H	W	39-18
12-7-1938	H	W	36-26
12-4-1939	H	W	42-22
12-2-1940	H	W	48-29
2-19-1945	H	W	81-26

<b>Kansas</b>			
(H - 3-0; A - 0-3; N - 4-4)			
12-16-1960	A	L	69-93
12-8-1962	H	W	81-62
2-4-1979	H	W	85-61
12-5-1981	A	L	56-74
3-21-1986	N	L	86-9 ot
12-7-1999	N	W	66-54
11-25-2003	A	L	74-81
1-10-2009	H	W	75-62
3-27-2009	N	W	67-62
11-13-2012	N	W	67-64
11-30-2014	N	L	56-61
11-17-2015	N	W	79-73
3-19-2017	N	L	70-90
11-6-2018	N	L	87-92

<b>Kent State</b>			
(H - 2-1; A - 2-1; N - 1-0)			
12-20-1952	H	W	80-63
1-5-1954	A	W	78-63
12-17-1960	A	L	82-104
12-1-1962	H	L	56-66
11-27-1989	N	W	73-68
12-16-1995	A	W	67-54
12-21-1996	H	W	75-43

<b>Kent State</b>			
(H - 2-1; A - 2-1; N - 1-0)			
12-20-1952	H	W	80-63
1-5-1954	A	W	78-63
12-17-1960	A	L	82-104
12-1-1962	H	L	56-66
11-27-1989	N	W	73-68
12-16-1995	A	W	67-54
12-21-1996	H	W	75-43

<b>Kent State</b>			
(H - 2-1; A - 2-1; N - 1-0)			
12-20-1952	H	W	80-63
1-5-1954	A	W	78-63
12-17-1960	A	L	82-104
12-1-1962	H	L	56-66
11-27-1989	N	W	73-68
12-16-1995	A	W	67-54
12-21-1996	H	W	75-43

<b>Kent State</b>			
(H - 2-1; A - 2-1; N - 1-0)			
12-20-1952	H	W	80-63
1-5-1954	A	W	78-63
12-17-1960	A	L	82-104
12-1-1962	H	L	56-66
11-27-1989	N	W	73-68
12-16-1995	A	W	67-54
12-21-1996	H	W	75-43

<b>Kent State</b>			
(H - 1-0; N - 1-0)			
3-16-1989	N	W	83-69
12-27-1996	H	W	83-64

<b>Kentucky</b>			
(H - 5-3; A - 3-7; N - 3-3)			
2-13-1935	H	W	32-26
1-21-1936	A	L	19-27
1-2-1937	A	L	21-28
1-14-1937	H	W	24-23
1-8-1938	H	W	43-38
2-7-1938	A	L	27-44
1-13-1945	A	L	35-66
2-5-1945	H	W	66-50
1-12-1946	H	L	44-55
2-2-1946	A	L	51-59
1-27-1947	A	L	36-86
1-10-1948	H	L	45-47
3-16-1957	A	W	80-68
12-13-1971	A	W	91-85
12-2-1972	H	L	66-75
3-18-1978	N	L	49-52
3-21-1999	N	W	73-66
12-23-1999	A	L	58-60
12-16-2000	H	W	46-45
12-14-2002	A	W	71-67
12-13-2003	N	L	74-79
3-27-2005	N	W	94-82ot
11-12-2013	N	W	78-74
11-15-2016	N	L	48-69

<b>Kentucky</b>			
(H - 5-3; A - 3-7; N - 3-3)			
2-13-1935	H	W	32-26
1-21-1936	A	L	19-27
1-2-1937	A	L	21-28
1-14-1937	H	W	24-23
1-8-1938	H	W	43-38
2-7-1938	A	L	27-44
1-13-1945	A	L	35-66
2-5-1945	H	W	66-50
1-12-1946	H	L	44-55
2-2-1946	A	L	51-59
1-27-1947	A	L	36-86
1-10-1948	H	L	45-47
3-16-1957	A	W	80-68
12-13-1971	A	W	91-85
12-2-1972	H	L	66-75
3-18-1978	N	L	49-52
3-21-1999	N	W	73-66
12-23-1999	A	L	58-60
12-16-2000	H	W	46-45
12-14-2002	A	W	71-67
12-13-2003	N	L	74-79
3-27-2005	N	W	94-82ot
11-12-2013	N	W	78-74
11-15-2016	N	L	48-69

<b>Lake Forest</b>			
(H - 3-0; A - 3-1)			
2-12-1910	A	W	14-13
2-4-1911	A	L	26-28
1-22-1914	A	W	30-24
2-9-1923	H	W	26-18
3-8-1924	H	W	29-19
1-21-1927	A	W	39-30
3-1-1929	H	W	49-16

<b>Lake Forest</b>			
(H - 3-0; A - 3-1)			
2-12-1910	A	W	14-13
2-4-1911	A	L	26-28
1-22-1914	A	W	30-24
2-9-1923	H	W	26-18
3-8-1924	H	W	29-19
1-21-1927	A	W	39-30
3-1-1929	H	W	49-16

<b>Lk. Linden Amer. Leg</b>			
(A - 1-0)			
3-26-1920	A	W	60-24

<b>Lamar</b>			
(H - 1-0; A - 1-0; N - 1-0)			
3-11-1979	A	W	95-64
11-25-1991	N	W	81-68
12-1-2001	H	W	80-71

<b>Lehigh</b>			
(H - 1-0)			
12-22-2011	H	W	90-81

<b>Lombard</b>			
(H - 0-1; A - 0-1)			
2-6-1922	A	L	14-26
2-1-1924	H	L	12-13

<b>Long Beach State</b>			
(H - 3-0; A - 1-0; N - 0-1)			
12-21-1974	N	L	62-74
12-6-1979	H	W	87-73
12-4-1980	A	W	71-60
12-30-1994	H	W	70-60
12-21-2017	H	W	102-60

<b>LIU Brooklyn</b>			
(H - 0-1; A - 1-1; N - 1-0)			
1-26-1940	A	L	25-34
1-4-1941	A	W	31-26
2-19-1941	H	L	23-24
3-16-2012	N	W	89-67

<b>Louisiana</b>			
(H - 1-0)			
11-25-2012	H	W	63-60



ALL-TIME RECORD VS. OPPONENTS

<b>Louisiana-Monroe</b>	<b>3-0</b>
(H - 3-0)	
11-13-1998*	H W 89-58
11-14-2007	H W 83-65
11/14/2018	H W 80-59
* Known as NE Louisiana in 1998	

<b>Louisiana State</b>	<b>2-0</b>
(A - 1-0; N - 1-0)	
3-16-1979	A W 87-71
3-29-2019	N W 80-63

<b>Louisiana Tech</b>	<b>1-0</b>
(H - 1-0)	
12-29-1990	H W 77-62

<b>Louisville</b>	<b>5-6</b>
(H - 2-0; A - 0-3; N - 2-3)	
3-14-1959	N L 81-88
12-5-1992	N L 69-73
12-4-1993	A L 68-77
12-3-1994	H W 85-71
12-2-1995	A L 59-79
1-22-1999	H W 69-57
3-29-2009	N W 64-52
3-22-2012	N L 44-57
3-29-2015	N W 76-70 ot
12-2-2015	H W 71-67
11/27/2018	A L 78-82ot

<b>Loyola (Chicago)</b>	<b>10-2</b>
(H - 6-0; A - 4-2)	
1-20-1928	A L 21-23
2-14-1931	H W 24-16
2-3-1934	H W 36-15
2-24-1934	A W 22-20
12-24-1934	A W 26-19
1-10-1936	H W 32-20
1-2-1939	A L 44-46
1-1-1940	A W 30-22
12-9-2000	A W 103-71
12-17-2002	H W 80-54
12-8-2012	H W 73-61
11-21-2014	H W 87-52

<b>Loyola, La.</b>	<b>1-1</b>
(H - 1-0; A - 0-1)	
12-22-1964	H W 94-70
12-20-1966	A L 70-74

<b>Loyola, Md.</b>	<b>1-0</b>
(H - 1-0)	
12-30-2006	H W 74-61

<b>Loyola Marymount</b>	<b>2-0</b>
(N - 2-0)	
12-29-1979	N W 82-65
12-12-1992	N W 73-70

<b>Maine</b>	<b>2-1</b>
(H - 2-0; A - 0-1)	
11-26-1985	H W 89-58
12-4-1986	A L 81-84
12-2-1987	H W 87-44

<b>Marietta</b>	<b>1-0</b>
(H - 1-0)	
3-8-1917	H W 30-20

<b>Marquette</b>	<b>32-23</b>
(H - 20-9; A - 9-14; N - 3-0)	
2-17-1922	H L 19-26
2-11-1926	H L 25-29
1-8-1927	H W 35-32
1-22-1927	A L 12-24
1-21-1928	A L 18-21
2-25-1928	H W 30-25
1-11-1929	H W 29-19
3-4-1929	A W 26-15

1-31-1930	H W 24-17
3-1-1930	A L 14-21
1-9-1931	H W 19-16
2-28-1931	A W 24-21
2-15-1932	H W 25-23
2-25-1932	A L 18-43
1-12-1933	H L 28-32
2-25-1933	A L 21-28
1-18-1934	H L 24-26
2-23-1934	A L 16-40
1-17-1935	H W 30-29
2-18-1935	A L 17-20
1-17-1936	H L 20-21
1-18-1936	H W 35-31
2-22-1936	A W 29-28
1-16-1937	H L 25-32
2-20-1937	A L 26-31
1-22-1938	H L 24-41
2-19-1938	A L 26-40
2-13-1939	H W 35-29
2-20-1939	A L 36-38
1-15-1940	H W 48-19
2-24-1940	A W 21-17
1-10-1941	H W 25-18
2-22-1941	A W 37-36
1-16-1942	H W 51-40
2-21-1942	A W 47-45
1-11-1943	A L 32-41
2-15-1943	H L 36-47
1-6-1947	H W 53-51
2-3-1947	A W 56-55
1-13-1948	H W 57-54
2-14-1948	A W 53-48
1-7-1949	H L 48-68
2-5-1949	A L 42-59
1-13-1950	H W 81-64
2-25-1950	A L 58-75
12-19-1950	H W 74-42
12-15-1951	A W 53-47
12-6-1952	H W 62-51
12-17-1953	H W 65-60
12-1-1954	H W 91-72
2-8-1956	A L 81-90
12-22-1956	H W 92-65
3-13-1959	N W 74-69
3-15-2007	N W 61-49
11-28-2014	N W 79-68

<b>Marshall</b>	<b>1-0</b>
(H - 1-0)	
12-19-1981	H W 101-82

<b>Maryland</b>	<b>9-5</b>
(H - 3-1; A - 2-2; N - 4-2)	
12-29-1955	A W 95-75
3-28-2003	N W 60-58
11-17-2006	N L 60-62
11-27-2008	N L 62-80
3-21-2010	N W 85-83
12-30-2014	H L 66-68 2ot
1-17-2015	A L 59-75
3-14-2015	N W 62-58
1-23-2016	H W 74-65
3-12-2016	N W 64-61
3-4-2017	A L 60-63
1-4-2018	H W 91-61
1-28-2018	A W 74-68
1-21-2019	H W 69-55

<b>Maryland Eastern Shore</b>	<b>1-0</b>
(H - 1-0)	
12-9-2015	H W 78-35

<b>Massachusetts</b>	<b>2-0</b>
(N - 2-0)	
12-27-1985	N W 93-45
11-28-2009	N W 106-68

<b>McNeese State</b>	<b>1-0</b>
(H - 1-0)	
11-8-2013	H W 98-56

<b>Meiji Univ. (Japan)</b>	<b>1-0</b>
(N - 1-0)	
1-28-1933	H W 63-15

<b>Memphis</b>	<b>1-2</b>
(N - 1-2)	
12-30-1967	N L 57-73
3-28-2008	N L 74-92
3-23-2013	N W 70-48

<b>Mercer (Ga.)</b>	<b>0-1</b>
(H - 0-1)	
1-1-1926	H L 33-37

<b>Mercury A.C. (Chi.)</b>	<b>0-1</b>
(A - 0-1)	
2-12-1915	A L 20-25

<b>Miami (Fla.)</b>	<b>1-1</b>
(A - 0-1; N - 1-0)	
11-28-2012	A L 59-67
3-17-2017	N W 78-58

<b>Miami (Ohio)</b>	<b>1-0</b>
(H - 1-0)	
12-3-1966	H W 63-51

<b>Michigan</b>	<b>84-100</b>
(H - 50-38; A - 32-61; N - 2-1)	
1-9-1909	A W 24-16
2-20-1909	H W 45-23
1-11-1918	A L 13-17
3-2-1918	H L 25-33
2-15-1919	H L 17-19
2-28-1919	A W 33-24
1-30-1920	A W 23-13
2-28-1920	H W 34-27
2-5-1921	A L 24-37
2-22-1921	H L 10-17
1-6-1922	A L 26-27
2-22-1922	H L 17-19
3-1-1923	A L 11-33
1-20-1923	H L 13-29
1-11-1924	A L 19-23
2-6-1924	H L 20-31
12-13-1924	A L 10-26
1-16-1926	A L 15-38
12-11-1926	A L 13-34
12-10-1927	A L 23-43
12-7-1928	A W 31-24
2-15-1930	H W 27-26
12-13-1930	A L 22-32
12-21-1931	A L 5-27
2-13-1932	H W 14-13
12-10-1932	A W 20-17
2-11-1933	H L 16-28
12-9-1933	A W 26-25
2-10-1934	H W 33-26
12-15-1934	A L 25-31
2-9-1935	H W 30-28
12-14-1935	A L 24-35
2-15-1936	H L 23-41
12-12-1936	A L 21-34
2-13-1937	H L 31-38
12-11-1937	A L 40-43
2-12-1938	H W 41-35
12-10-1938	A L 34-41
2-11-1939	H L 25-30
12-9-1939	A L 27-33
1-20-1940	H L 27-32
12-7-1940	A L 14-42
2-12-1941	H W 35-32
12-13-1941	A L 20-37
2-11-1942	H W 57-34



## ALL-TIME RECORD VS. OPPONENTS

12-7-1942	A	L	31-36	2-22-1988	A	L	67-77	<b>Midland YMCA</b>	<b>1-0</b>
1-4-1943	H	L	26-29	2-4-1989	A	L	66-82	(H - 1-0)	
12-1-1945	A	L	39-47	2-27-1989	H	L	52-79	2-8-1908	H W 40-8
1-7-1946	H	W	49-36	1-27-1990	A	L	63-65	<b>Milwaukee</b>	<b>1-0</b>
12-7-1946	A	L	29-51	3-1-1990	H	W	78-70	(H - 1-0)	
3-1-1947	H	L	47-59	1-3-1991	H	W	85-70	11-23-2011	H W 68-55
12-18-1947	H	W	43-38	3-9-1991	A	W	66-59	<b>Minnesota</b>	<b>71-60</b>
3-6-1948	A	L	28-69	1-29-1992	H	L	79-89 ot	(H - 43-20; A - 26-36; N - 2-4)	
12-4-1948	A	L	33-66	2-15-1992	A	W	70-59	1-13-1943	A L 32-46
1-31-1949	H	L	38-49	2-2-1993	H	L	69-73	12-24-1945	H W 50-48
12-3-1949	H	L	49-52	3-7-1993	A	L	81-87 ot	1-18-1947	A L 59-73
2-20-1950	A	L	53-70	1-5-1994	A	L	64-75	1-31-1948	A L 63-69
1-20-1951	A	W	49-36	2-5-1994	H	L	51-59	2-21-1949	H L 47-57
2-17-1951	H	W	43-32	1-22-1995	A	W	73-71	1-23-1950	H L 56-73
1-19-1952	A	L	36-50	2-21-1995	H	W	67-64	2-5-1951	H W 50-44
3-1-1952	H	W	80-59	1-13-1996	H	L	54-76	2-26-1951	A L 39-56
1-17-1953	A	W	66-64	2-27-1996	A	L	46-75	1-12-1952	A L 49-55
3-7-1953	H	W	55-52	1-25-1997	H	L	61-74	2-18-1952	H L 58-60
1-16-1954	A	L	62-64	2-1-1997	A	L	65-85	12-30-1952	A L 47-64
3-6-1954	H	W	76-61	1-10-1998	A	L	69-79	1-31-1953	H W 64-60
1-15-1955	H	W	84-82	2-17-1998	H	W	80-75	1-30-1954	A L 71-79
3-5-1955	A	W	83-68	1-9-1999	H	W	81-67	1-22-1955	H W 87-75
2-6-1956	H	W	86-76	2-18-1999	A	W	73-58	1-21-1956	H W 80-69
3-5-1956	A	W	76-75	2-1-2000	A	W	82-62	2-13-1956	A L 73-77
1-7-1957	H	L	69-70	3-4-2000	H	W	114-63	1-26-1957	A W 72-59
3-4-1957	A	L	72-81	1-30-2001	A	W	91-64	2-23-1957	H W 70-65
2-17-1958	A	W	79-69	3-9-2001	H	W	78-57	2-1-1958	H W 88-64
2-14-1959	H	W	103-91	1-30-2002	H	W	71-44	1-24-1959	A W 82-76
1-9-1960	H	W	89-58	1-26-2003	A	L	58-60	2-1-1960	H W 84-63
2-27-1960	A	L	65-72	1-17-2004	H	W	71-54	2-13-1960	A L 73-82
1-16-1961	H	W	81-69	2-24-2004	A	W	72-69	12-30-1960	N L 77-83
2-13-1961	A	L	67-78	1-27-2005	H	W	64-53	1-23-1961	A L 70-89
1-20-1962	A	W	80-74	2-12-2005	A	W	64-49	2-18-1961	H L 72-75
2-2-1963	H	L	71-72	1-25-2006	A	L	67-72	1-22-1962	H W 84-79
1-25-1964	H	L	77-91	2-18-2006	H	W	90-71	3-3-1962	A L 91-98
2-1-1964	A	L	79-95	2-13-2007	H	W	59-44	1-26-1963	A W 61-59
1-26-1965	H	L	98-103 ot	2-27-2007	A	L	56-67	2-16-1963	H L 70-75
2-13-1965	A	L	83-98	1-27-2008	H	W	77-62	1-14-1964	A L 82-103
3-7-1966	H	W	86-77	2-10-2009	A	W	54-42	2-6-1965	H L 79-88
1-21-1967	A	L	59-81	1-26-2010	A	W	57-56	1-8-1966	H W 85-65
1-13-1968	A	W	86-81	3-7-2010	H	W	64-48	2-12-1966	A L 71-81
2-3-1968	H	W	82-77	1-27-2011	H	L	57-61	2-18-1967	H W 67-66
1-25-1969	H	L	70-75	3-5-2011	A	L	63-70	3-6-1967	A W 67-59
2-8-1969	A	W	86-82	1-17-2012	A	L	59-60	3-2-1968	H L 68-75
1-24-1970	H	L	88-91	2-5-2012	H	W	64-54	3-8-1969	A L 65-78
3-6-1971	H	L	63-88	2-12-2013	H	W	75-52	1-17-1970	A L 78-85
1-8-1972	A	L	75-83	3-3-2013	A	L	57-58	1-31-1970	H L 87-92
3-4-1972	H	W	96-92	1-25-2014	H	L	75-80	2-13-1971	A L 86-97
1-13-1973	H	L	71-78	2-23-2014	A	L	70-79	3-8-1971	H W 73-71
2-10-1973	A	L	81-97	3-16-2014	N	W	69-55	1-22-1972	H L 57-67
1-19-1974	A	L	82-84	2-1-2015	H	W	76-66 ot	1-27-1973	A L 77-93
3-9-1974	H	L	87-103	2-17-2015	A	W	80-67	1-26-1974	A W 67-66
1-11-1975	H	W	86-78	2-6-2016	A	W	89-73	2-16-1974	H L 50-56
2-8-1975	A	L	84-96	1-29-2017	H	W	70-62	1-18-1975	A L 71-82
1-17-1976	A	L	63-66	2-7-2017	A	L	57-86	2-15-1975	H W 86-81 ot
2-14-1976	H	L	64-81	1-13-2018	H	L	72-82	1-31-1976	H W 75-63
1-15-1977	H	L	70-83	3-3-2018	N	L	64-75	2-28-1976	A L 61-71
2-26-1977	A	L	65-69 ot	2-24-2019	A	W	77-70	1-24-1977+	A W 70-75 f
2-2-1978	H	L	63-65	3-9-2019	H	W	75-63	2-17-1977+	H W 77-99 f
2-11-1978	A	W	73-62	3-17-2019	N	W	65-60	1-5-1978	H W 87-83
1-25-1979	A	L	48-49	<b>Mich. College of Mines</b>	<b>1-0</b>			3-4-1978	A W 71-70
2-17-1979	H	W	80-57	(A - 1-0)				1-6-1979	H W 69-62
1-24-1980	A	W	59-58 ot	3-27-1920	A	W	28-26	3-1-1979	A W 76-63
2-16-1980	H	W	82-74	<b>Mich. School for the Deaf</b>	<b>1-0</b>			1-5-1980	H L 80-93
2-5-1981	A	L	77-79 ot	(A - 1-0)				2-28-1980	A L 73-87
2-14-1981	H	W	70-66	2-2-1906	A	W	47-16	1-15-1981	H L 77-86
1-21-1982	A	W	64-62	<b>Michigan Tech</b>	<b>1-0</b>			2-28-1981	A L 89-92 2ot
2-11-1982	H	W	66-55	(H - 1-0)				1-9-1982	H L 58-64
2-5-1983	A	W	70-65	2-14-1921	H	W	26-18	3-4-1982	A L 51-54
2-12-1983	H	L	67-74	<b>Middle Tennessee State</b>	<b>1-1</b>			1-15-1983	H L 67-69
2-2-1984	H	W	72-67	(H - 1-0; N - 0-1)				3-3-1983	A W 79-67
2-11-1984	A	L	61-71	12-19-1977	H	W	72-51	1-14-1984	A W 61-69
1-24-1985	A	L	75-86	3-18-2016	N	L	81-90	3-1-1984	H W 83-62
2-23-1985	H	L	73-75					1-19-1985	H L 75-81
1-25-1986	H	W	91-79					2-13-1985	A L 64-73
2-20-1986	A	W	74-59					1-18-1986	A L 71-76
1-15-1987	A	L	70-74					2-15-1986	H W 76-66
2-15-1987	H	W	90-81						
1-14-1988	H	L	72-90						



ALL-TIME RECORD VS. OPPONENTS

1-31-1987	H	W	72-60
2-28-1987	A	W	77-67
1-27-1988	H	L	56-59
3-5-1988	A	L	61-62
1-28-1989	H	W	73-64
3-8-1989	A	L	61-77
2-1-1990	H	L	74-79
3-3-1990	A	W	75-73 ot
1-19-1991	H	W	73-64
2-25-1991	A	W	74-72
1-18-1992	A	L	66-70
3-11-1992	H	W	66-57
1-6-1993	A	L	57-64
2-6-1993	H	W	75-63
1-22-1994	A	L	66-68
2-23-1994	H	W	85-68
1-25-1995	H	W	54-53
2-18-1995	A	L	57-66
1-27-1996	A	W	68-54
2-14-1996	H	L	63-64 2ot
1-4-1997	H	L	43-68
3-6-1997	A	L	74-81
1-14-1998	A	W	74-60
2-14-1998	H	W	71-59
3-6-1998	N	L	73-76
1-13-1999	H	W	71-55
2-13-1999	A	W	84-82
3-2-2000	H	W	79-43
2-10-2001	A	W	94-83
1-5-2002	A	L	67-70
2-21-2002	H	W	74-55
1-18-2003	A	L	69-77
2-26-2003	H	W	71-61
1-28-2004	A	W	79-78 ot
2-14-2004	H	W	69-58
1-22-2005	A	W	69-55
2-16-2005	H	W	81-62
2-11-2006	A	L	55-69
1-24-2007	H	W	70-46
1-5-2008	H	W	65-59
1-20-2008	A	W	78-73
12-31-2008	A	W	70-58
2-4-2009	H	W	76-47
3-13-2009	N	W	64-56
1-13-2010	H	W	60-53
1-23-2010	A	W	65-64
3-12-2010	N	L	67-72 ot
12-31-2010	H	W	71-62
2-22-2011	A	W	53-48
1-25-2012	H	W	68-52
2-22-2012	A	W	66-61
12-31-2012	A	L	63-76
2-6-2013	H	W	61-50
1-11-2014	H	W	87-75 ot
2-26-2015	H	L	90-96 ot
1-2-2016	A	W	69-61
12-27-2016	A	W	75-74 ot
1-11-2017	H	W	65-47
3-10-2017	N	L	58-63
2-13-2018	A	W	87-57
2-9-2019	H	W	79-55
3-23-2019	N	W	70-50

<b>Mississippi</b>	<b>1-0</b>
(N - 1-0)	
3-14-1999	N W 74-66

<b>Mississippi State</b>	<b>3-0</b>
(H - 2-0; N - 1-0)	
1-2-1934	H W 35-25
12-29-1948	H W 74-28
1-2-1973	N W 90-82

<b>Miss. Valley State</b>	<b>2-0</b>
(H - 2-0)	
12-28-1999	H W 96-63
11-18-2016	H W 100-53

<b>Missouri</b>	<b>3-4</b>
(H - 2-1; A - 0-3; N - 1-0)	
12-30-1937	H W 43-33
1-5-1948	A L 44-46
12-17-1949	H L 54-73
12-1-1971	A L 67-77
12-22-1983	A L 66-79
12-15-1984	H W 79-61
11-19-2007	N W 86-83

<b>Missouri-Kansas City</b>	<b>1-0</b>
(H - 1-0)	
12-19-2011	H W 89-54

<b>Montana</b>	<b>1-0</b>
(N - 1-0)	
11-28-2002	N W 80-60

<b>Morehead State</b>	<b>1-0</b>
(H - 1-0)	
12-1-1992	H W 121-53

<b>Mt. St. Mary's</b>	<b>2-0</b>
(H - 1-0; N - 1-0)	
3-12-1999	N W 76-53
11-29-2013	H W 98-65

<b>Mt. Union</b>	<b>2-0</b>
(H - 1-0; A - 1-0)	
1-18-1921	H W 40-26
1-28-1921	A W 30-28

<b>Murray State</b>	<b>1-0</b>
(N - 1-0)	
3-15-1990	N W 75-71 ot

<b>Muskegon YMCA</b>	<b>0-1</b>
(A - 0-1)	
12-20-1919	A L 21-26

<b>Muskingum</b>	<b>1-0</b>
(H - 1-0)	
2-9-1916	H W 39-21

<b>Navy</b>	<b>1-1</b>
(H - 0-1; A - 1-0)	
11-29-1986	H L 90-91 ot
11-14-2014	A W 64-59

<b>Nebraska</b>	<b>17-9</b>
(H - 9-3; A - 6-6; N - 2-0)	
2-13-1920	A L 28-43
2-14-1920	A L 20-29
12-27-1956	N W 79-65
12-20-1958	H W 80-55
12-17-1959	A W 82-80
12-20-1967	H W 74-70
12-16-1968	A L 59-73
12-29-1983	N W 58-45
11-30-1988	A W 77-75
11-29-1989	H W 80-69
11-28-1990	A L 69-71
12-4-1991	H W 101-78
12-18-1993	H L 81-85
12-10-1994	A L 91-96 ot
12-31-2011	A W 68-55
2-25-2012	H W 62-34
1-13-2013	H W 66-56
2-16-2013	A W 73-64
2-16-2014	H L 51-60
1-24-2015	A L 77-79
1-20-2016	H L 71-72
2-2-2017	A W 72-61
2-23-2017	H W 88-72
12-3-2017	H W 86-57
1-17-2019	A W 70-64
3-5-2019	H W 91-76

<b>Nebraska Omaha</b>	<b>1-0</b>
(H - 1-0)	
12-4-2011	H W 110-68

<b>Nevada</b>	<b>0-1</b>
(N - 0-1)	
3-18-2004	N L 66-72

<b>Nevada-Las Vegas</b>	<b>0-1</b>
(N - 0-1)	
12-15-1990	N L 75-95

<b>New Hampshire</b>	<b>2-0</b>
(H - 1-0; N - 1-0)	
12-30-1977	N W 102-65
12-29-1992	H W 81-51

<b>New Mexico</b>	<b>2-0</b>
(A - 2-0)	
12-18-1970	A W 73-69
12-28-1985	A W 76-61

<b>New Mexico State</b>	<b>1-0</b>
(N - 1-0)	
3-19-2010	N W 70-67

<b>New Orleans</b>	<b>1-0</b>
(H - 1-0)	
12-28-2013	N W 101-48

<b>Nicholls State</b>	<b>3-0</b>
(H - 3-0)	
12-9-2001	H W 92-38
11-27-2004	H W 102-52
12-1-2012	H W 84-39

<b>North Carolina</b>	<b>4-12</b>
(H - 1-2; A - 1-2; N - 2-8)	
3-22-1957	N L 70-74 3ot
12-30-1958	N W 75-58
12-6-1976	H L 58-81
12-16-1978	A L 69-70
11-21-1995	N L 70-92
3-19-1998	N L 58-73
12-1-1999	A W 86-76
11-29-2000	H W 77-64
4-2-2005	N L 71-87
3-17-2007	N L 67-81
12-3-2008	N L 63-98
4-6-2009	N L 72-89
12-1-2009	A L 82-89
11-11-2011	N L 55-67
12-4-2013	H L 65-79
11-26-2017	N W 63-45

<b>UNC Asheville</b>	<b>4-0</b>
(H - 4-0)	
12-30-1998	H W 64-39
12-17-2001	H W 76-56
11-22-2002	H W 66-52
12-29-2004	H W 92-63

<b>North Carolina State</b>	<b>2-5</b>
(H - 2-0; A - 0-3; N - 0-2)	
12-31-1958	A L 61-70
12-20-1975	A L 75-95
12-20-1976	H W 78-60
12-28-1981	N L 46-67
12-11-1982	A L 41-45
3-15-2002	N L 58-69





## ALL-TIME RECORD VS. OPPONENTS

11-28-2007	H	W	81-58	1-30-1965	A	L	75-77	1-27-2000	A	W	59-29
<b>North Florida</b>			<b>2-0</b>	1-29-1966	A	W	77-68	1-10-2001	H	W	84-53
(H - 2-0)				3-11-1967	H	W	79-66	1-24-2001	A	W	74-58
12-17-2013	H	W	78-48	1-20-1968	H	W	75-62	2-6-2002	A	L	49-61
11-10-2017	H	W	98-66	2-17-1968	A	L	61-69	2-15-2003	H	W	64-51
<b>Northeastern</b>			<b>1-1</b>	1-4-1969	H	L	71-85	1-21-2004	A	W	73-61
(H - 0-1; A - 1-0)				1-18-1969	A	W	89-75	2-21-2004	H	W	66-56
12-19-2015	A	W	78-58	1-10-1970	H	W	98-93	3-12-2004	N	W	68-55
12-18-2016	H	L	73-81	3-13-1971	A	L	67-85	1-8-2005	H	W	87-58
<b>Northern Illinois</b>			<b>1-1</b>	1-18-1972	A	L	69-76 ot	3-2-2005	A	W	69-58
(H - 1-1)				3-11-1972	H	W	57-54	2-4-2006	A	W	77-66
12-1-1970	H	L	75-76	1-6-1973	H	W	90-77	1-10-2007	H	W	66-45
12-29-2018	H	W	88-60	3-3-1973	A	W	86-72	3-8-2007	N	W	62-57
<b>Northern Iowa</b>			<b>1-0</b>	2-23-1974	H	W	73-70	1-24-2008	A	W	78-62
(N - 1-0)				1-27-1975	H	W	54-50	2-9-2008	H	W	70-55
3-26-2010	N	W	59-52	2-24-1975	A	L	66-67	1-3-2009	A	W	77-66
<b>Northern Michigan</b>			<b>7-1</b>	1-8-1976	A	L	89-105	1-21-2009	H	L	63-70
(H - 5-1; A - 2-0)				2-2-1976	H	W	91-71	1-2-2010	A	W	91-70
3-23-1920	A	W	43-13	1-8-1977	H	L	68-70	1-30-2010	H	W	79-70
2-4-1961	H	L	71-79	1-27-1977	A	L	58-66	1-3-2011	A	W	65-62
12-2-1961	H	W	75-59	1-14-1978	A	W	67-63	1-15-2011	H	W	71-67 ot
11-30-1963	H	W	109-86	2-23-1978	H	W	66-56	1-14-2012	A	L	74-81
12-3-1964	H	W	82-76	1-27-1979	A	L	65-83	3-10-2013	H	W	71-61
12-12-1973	H	W	91-63	2-3-1979	H	W	61-50	1-15-2014	A	W	54-40
12-16-1974	A	W	91-59	1-10-1980	A	L	61-65	2-13-2014	H	W	85-70
12-16-1975	H	W	81-65	2-23-1980	H	L	73-75 3ot	3-14-2014	N	W	67-51
<b>Northwestern</b>			<b>91-38</b>	1-17-1981	H	W	84-70	1-11-2015	H	W	84-77 ot
(H - 51-8; A - 36-30; N - 4-0)				2-26-1981	A	W	74-61	2-10-2015	A	W	68-44
2-8-1918	A	L	16-19	1-30-1982	H	W	64-61	1-28-2016	A	W	76-45
12-22-1924	A	L	17-26	2-6-1982	A	L	43-48	12-30-2016	H	W	61-52
12-21-1925	A	L	13-42	1-8-1983	A	L	51-62	2-17-2018	A	W	65-60
12-20-1926	A	L	22-34	3-9-1983	H	W	63-58	1-2-2019	H	W	81-55
12-22-1934	A	L	26-39	1-7-1984	H	L	69-76	<b>Northwestern College</b>			<b>1-8</b>
12-21-1935	A	L	25-29	3-8-1984	A	W	63-55	(H - 1-3; A - 0-5)			
1-23-1937	A	L	29-44	2-2-1985	A	W	68-54	1-13-1912	A	L	19-25
12-23-1949	A	L	46-68	2-27-1985	H	W	61-47	2-6-1913	H	L	21-23
1-6-1951	A	W	67-62	2-1-1986	H	W	97-69	1-23-1914	A	L	24-44
2-12-1951	H	W	52-48	2-27-1986	A	W	82-48	2-6-1915	H	L	17-28
1-7-1952	H	W	82-49	1-26-1987	A	L	65-67	2-11-1915	A	L	22-41
2-2-1952	A	L	76-86	2-19-1987	H	W	96-71	1-20-1916	A	L	17-29
12-27-1952	A	W	52-47	2-4-1988	A	W	65-64	3-3-1916	H	L	21-28
1-24-1953	H	W	76-63	3-10-1988	H	W	55-53	2-16-1917	A	L	16-26
2-1-1954	H	W	65-62	1-11-1989	A	W	64-62	3-2-1917	H	W	28-14
2-22-1954	A	L	71-80	2-25-1989	H	W	80-65	<b>Notre Dame</b>			<b>36-60</b>
2-12-1955	A	L	54-56	1-20-1990	H	W	91-80	(H - 24-24; A - 10-36; N - 2-0)			
2-21-1955	H	W	71-69	3-8-1990	A	W	84-68	1-31-1908	H	W	33-20
2-20-1956	H	W	96-93	1-12-1991	H	W	66-59	2-1-1908	H	L	16-23
2-2-1957	A	W	77-63	2-14-1991	A	W	55-53	2-25-1908	A	L	20-39
1-18-1958	A	W	83-78	1-15-1992	H	W	78-61	1-23-1909	A	L	10-26
1-25-1958	H	W	74-60	3-5-1992	A	W	72-55	2-8-1909	H	L	18-22
1-31-1959	H	W	81-72	1-16-1993	A	W	80-75	1-29-1910	A	W	28-21
2-16-1959	A	W	71-68	2-17-1993	H	W	81-55	2-19-1910	H	W	43-23
2-22-1960	A	L	69-71	1-15-1994	H	W	67-46	2-13-1913	H	W	40-7
1-21-1961	H	L	62-77	2-17-1994	A	W	60-55	1-24-1914	A	L	18-27
1-27-1962	H	L	70-71	1-18-1995	H	W	93-56	2-4-1914	H	W	45-22
2-26-1962	A	L	64-71	2-25-1995	A	W	83-60	2-2-1915	H	W	14-13
1-19-1963	H	W	80-68	1-24-1996	H	W	68-54	2-13-1915	A	L	19-24
3-9-1963	A	L	83-100	2-17-1996	A	W	75-57	1-19-1916	A	L	18-19
2-8-1964	A	L	86-93	1-18-1997	H	W	75-62	2-2-1916	H	L	23-24
2-29-1964	H	W	107-97	2-19-1997	A	L	58-70	1-27-1917	H	W	31-25
1-23-1965	H	L	75-76	1-31-1998	A	W	72-66 ot	2-17-1917	A	L	19-33
				1-30-1999	H	W	65-48	2-1-1918	H	W	27-12
				3-5-1999	N	W	61-59				
				1-22-2000	H	W	69-45				



ALL-TIME RECORD VS. OPPONENTS



2-7-1918	A	L	23-25
2-1-1919	H	W	32-28
2-22-1919	H	L	16-17
1-24-1920	H	W	23-20
2-9-1920	A	L	23-30
1-22-1921	A	L	23-36
2-1-1921	H	W	37-25
1-31-1922	A	L	22-31
2-16-1922	H	W	30-24
12-9-1922	H	L	15-40
2-28-1923	A	W	22-21
1-25-1924	A	L	18-35
2-29-1924	H	L	21-23
1-16-1925	A	L	14-37
3-3-1925	H	L	10-42
1-22-1926	A	L	14-33
2-16-1926	H	L	25-40
1-29-1927	A	L	15-36
2-23-1927	H	L	22-34
1-28-1928	A	L	25-29
2-3-1928	H	W	26-16
1-23-1929	A	L	24-29
2-22-1929	H	L	27-28
1-22-1930	H	W	28-21
2-18-1930	A	L	17-29
1-9-1932	H	L	25-28
2-23-1932	A	L	20-28
1-9-1933	H	L	19-34
2-24-1933	A	L	25-30
1-6-1934	H	L	33-34
2-21-1934	A	L	19-28
2-21-1938	A	L	32-48
1-25-1941	A	L	39-46
3-1-1941	H	W	44-35
1-24-1942	A	L	49-52
2-28-1942	H	W	46-43
2-6-1943	A	L	34-45
2-27-1943	H	L	42-45
1-31-1946	A	L	57-62
2-20-1946	H	L	54-56
1-14-1947	H	L	56-74
2-8-1947	A	L	54-70
2-17-1948	H	L	44-51
2-24-1948	A	W	54-50
2-3-1949	A	L	47-63
2-23-1949	H	L	41-43
1-7-1950	H	L	65-76
1-18-1950	A	L	65-71
1-25-1951	H	W	60-43
2-19-1951	A	L	46-56
1-2-1952	A	W	66-52
1-15-1952	H	L	48-56
2-16-1953	A	L	64-72
2-9-1954	H	L	71-74
2-7-1955	A	W	93-79
12-21-1955	H	W	84-78
1-15-1957	A	L	76-86
3-15-1957	N	W	85-83
12-21-1957	H	W	79-72
12-17-1958	A	W	74-56
12-5-1959	H	W	61-56
2-5-1961	H	W	89-74
12-16-1961	H	L	72-73
12-4-1962	A	L	85-92

1-18-1964	H	L	80-95
12-8-1964	A	L	93-100
12-11-1965	A	W	93-69
2-1-1967	A	W	85-80 ot
1-30-1968	H	W	89-68
2-11-1969	A	W	71-59
1-20-1970	H	W	85-82
1-26-1971	A	L	80-104
2-1-1972	H	W	98-74
2-7-1973	A	L	72-85
2-4-1974	H	L	89-91
2-5-1975	A	W	76-73
3-18-1979	N	W	80-68
12-3-2014	A	L	78-79 ot
11-30-2017	H	W	81-63

**Oakland 17-0**  
(H - 11-0; A - 1-0; N - 5-0)

11-17-1998	A	W	96-66
12-18-1999	H	W	86-51
11-19-2000	H	W	97-61
12-19-2001	H	W	78-50
1-29-2005	H	W	92-75
11-25-2006	H	W	71-53
11-24-2007	H	W	75-71
12-27-2008	N	W	82-66
12-10-2009	H	W	88-57
12-11-2010	N	W	77-76
11-23-2012	H	W	70-52
12-14-2013	N	W	67-63
12-14-2014	H	W	87-61
12-22-2015	N	W	99-93 ot
12-21-2016	H	W	77-65
12-16-2017	N	W	86-73
12-21-2018	H	W	99-69

**Oberlin 7-6**  
(H - 6-1; A - 1-5)

1-8-1908	H	W	46-21
2-23-1918	H	W	35-20
1-11-1919	A	L	14-24
1-2-1920	H	W	36-8
1-29-1921	A	L	21-23
2-19-1921	H	L	29-37
1-28-1922	A	L	25-26
3-3-1923	A	L	16-23
2-28-1925	H	W	29-27
3-7-1925	A	L	16-25
2-14-1930	H	W	24-10
1-31-1931	A	W	33-22
12-17-1938	H	W	58-23

**Ohio 1-0**  
(H - 1-0)

1-1-1932	H	W	29-15
----------	---	---	-------

**Ohio Northern 3-0**  
(H - 2-0; A - 1-0)

1-29-1915	A	W	45-16
2-8-1917	H	W	53-9
1-3-1928	H	W	39-25

**Ohio State 76-59**  
(H - 46-17; A - 25-39; N - 5-3)

3-5-1910	A	L	13-31
2-11-1911	A	L	12-42
12-21-1940	H	W	46-38

12-9-1944	A	L	31-58
12-28-1944	H	L	31-67
12-27-1945	A	L	42-62
2-16-1946	H	W	64-41
2-15-1947	H	L	46-58
2-21-1948	H	L	50-72
2-28-1949	A	L	51-70
2-11-1950	A	L	43-87
1-27-1951	A	L	49-58
2-9-1952	H	W	70-52
1-3-1953	H	W	68-57
2-7-1953	A	L	62-73
1-23-1954	H	W	83-76
1-3-1955	A	L	76-83
1-28-1956	H	W	94-91
3-3-1956	A	L	84-96
1-19-1957	A	L	51-70
1-28-1957	H	W	73-64
1-4-1958	A	L	56-70
1-19-1959	H	W	92-77
1-30-1960	A	L	79-111
2-20-1960	H	L	83-84
2-11-1961	H	L	62-83
3-4-1961	A	L	83-91
2-17-1962	H	L	72-80
2-18-1963	A	L	77-87
1-27-1964	H	W	102-99
3-7-1964	A	W	81-80
2-22-1965	A	L	90-101
3-6-1965	H	L	75-97
1-15-1966	H	W	80-64
2-28-1966	A	W	98-79
2-20-1967	A	L	64-80
2-27-1967	H	W	74-63
2-10-1968	A	L	62-90
3-1-1969	H	W	85-72
2-10-1970	H	L	66-89
2-28-1970	A	W	82-80
1-30-1971	A	W	82-70
2-6-1971	H	L	76-87
3-7-1972	A	L	73-92
2-26-1973	H	W	87-83
1-12-1974	H	W	83-75
2-11-1974	A	W	75-67 ot
1-6-1975	H	W	88-84
2-3-1975	A	W	101-83
1-10-1976	H	W	92-82
2-7-1976	A	W	83-82 ot
2-12-1977	A	W	71-57
2-28-1977	H	W	80-79
1-28-1978	A	W	70-60
2-18-1978	H	W	79-74
2-1-1979	H	W	84-79 ot
2-10-1979	A	W	73-57
1-31-1980	H	W	74-54
2-9-1980	A	L	59-71
1-31-1981	H	W	60-54
2-7-1981	A	L	61-73
2-4-1982	A	L	49-50 ot
2-13-1982	H	L	46-51
1-22-1983	A	L	69-74
2-24-1983	H	W	101-94 3ot
1-21-1984	H	L	68-82
2-22-1984	A	L	70-86

## ALL-TIME RECORD VS. OPPONENTS

1-3-1985	H	W	82-79
3-9-1985	A	L	79-90
1-2-1986	A	L	73-84
3-8-1986	H	W	91-81
1-10-1987	H	W	90-80
2-9-1987	A	L	72-90
2-1-1988	H	W	76-64
2-27-1988	A	W	78-77 ot
1-14-1989	H	L	81-83
2-11-1989	A	L	75-81
1-11-1990	H	W	78-68
2-10-1990	A	W	84-75
1-31-1991	H	W	75-61
3-3-1991	A	L	64-65
1-7-1992	A	L	46-62
2-29-1992	H	L	65-78
1-13-1993	A	W	77-60
2-13-1993	H	W	81-66
1-26-1994	A	W	77-71
2-26-1994	H	W	75-60
2-4-1995	A	W	67-58
2-7-1996	H	W	55-41
1-11-1997	H	W	69-66
2-26-1997	A	W	67-65
2-4-1998	A	W	84-58
1-27-1999	H	W	76-71
1-20-2000	A	L	67-78
2-15-2000	H	W	83-72
1-21-2001	H	W	71-56
1-27-2001	A	L	55-64
2-10-2002	H	W	67-64
2-26-2002	A	W	81-76
1-9-2003	H	W	66-55
3-8-2003	A	W	72-58
3-15-2003	N	L	54-55
2-7-2004	A	W	84-70
2-9-2005	H	W	83-69
1-15-2006	A	W	62-59 2ot
2-22-2006	H	L	68-79
1-27-2007	A	L	64-66
2-3-2007	H	L	54-63
1-15-2008	H	W	66-60
3-9-2008	A	L	54-63
3-14-2008	N	W	67-60
1-6-2009	H	W	67-58
1-25-2009	A	W	78-67
3-14-2009	N	L	70-82
2-21-2010	H	L	67-74
2-15-2011	A	L	61-71
2-11-2012	A	W	58-48
3-4-2012	H	L	70-72
3-11-2012	N	W	68-64
1-19-2013	H	W	59-56
2-24-2013	A	L	60-68
3-16-2013	N	L	58-61
1-7-2014	H	W	72-68 ot
3-9-2014	A	L	67-69
2-14-2015	H	W	59-56
3-13-2015	N	W	76-67
2-23-2016	A	W	81-62
3-5-2016	H	W	91-76
3-11-2016	N	W	81-54
1-15-2017	A	L	67-72
2-14-2017	H	W	74-66

1-7-2018	A	L	64-80
1-5-2019	A	W	86-77
2-17-2019	H	W	62-44
3-15-2019	N	W	77-70

#### Ohio Wesleyan 2-3

(H - 2-2; A - 0-1)

1-29-1922	A	L	22-25
2-24-1922	H	L	17-29
1-7-1929	H	L	28-31
1-4-1930	H	W	30-14
1-1-1931	H	W	25-17

#### Oklahoma 6-3

(H - 1-0; A - 0-1; N - 5-2)

12-29-1956	N	W	76-74
12-21-1963	N	W	118-100
3-17-1993	A	L	86-88
3-19-1999	N	W	54-46
11-14-2001	H	W	67-55
1-4-2003	N	L	58-60
12-6-2003	N	L	77-80 ot
11-23-2013	N	W	87-76
3-27-2015	N	W	62-58

#### Oklahoma State 2-2

(H - 1-0; A - 0-1; N - 1-1)

1-14-1995	H	W	70-69
12-18-1995	A	L	57-68
11-30-2002	N	L	61-64
11-28-2008	N	W	94-79

#### Old Dominion 1-0

(N - 1-0)

3-18-2005	N	W	89-81
-----------	---	---	-------

#### Olivet 7-4

(H - 6-2; A - 1-2)

2-27-1899	H	L	6-7
3-13-1899	A	L	6-15
1-20-1900	A	L	5-6
2-3-1900	H	L	6-8
2-16-1901	H	W	18-10
3-2-1906	H	W	46-10
2-2-1907	H	W	41-24
2-22-1907	A	W	38-24
12-8-1925	H	W	36-13
1-21-1933	H	W	35-13
12-4-1933	H	W	23-16

#### Oral Roberts 1-0

(H - 1-0)

12-3-2016	H	W	80-76
-----------	---	---	-------

#### Oregon 1-2

(N - 1-2)

12-28-1961	N	L	59-71
12-27-1969	N	L	82-87
12-30-1988	N	W	76-71

#### Oregon State 3-3

(H - 1-1; A - 1-1; N - 1-1)

12-27-1939	A	L	33-38
12-28-1939	A	W	36-26
12-29-1942	H	L	29-33
12-29-1978	N	W	65-57
2-5-1984	H	W	56-55
12-29-1988	N	L	58-63

#### Owosso YMCA 1-0

(H - 1-0)

1-26-1906	H	W	76-12
-----------	---	---	-------

#### Pacific 1-0

(N - 1-0)

11-26-1993	N	W	83-64
------------	---	---	-------

#### Pennsylvania 3-1

(H - 1-0; A - 1-1; N - 1-0)

12-18-1954	A	L	67-73
12-14-1963	A	W	87-75
3-24-1979	N	W	101-67
11-29-2003	H	W	77-52

#### Penn State 39-8

(H - 24-1; A - 15-4; N - 0-3)

1-2-1929	H	W	16-14
12-28-1938	H	W	35-21
12-29-1950	H	W	51-44
12-30-1954	H	W	85-74
3-13-1993	H	W	70-53
3-12-1994	A	L	70-71
2-2-1995	H	W	82-62
2-11-1995	A	W	68-53
1-31-1996	H	W	61-58
2-10-1996	A	L	50-54
1-15-1997	A	W	69-58
2-22-1997	H	W	71-57
1-24-1998	H	W	71-59
2-2-1999	A	W	70-68
1-5-2000	H	W	76-63
2-23-2000	A	W	79-63
1-3-2001	H	W	98-73
2-24-2001	A	W	76-57
3-9-2001	N	L	63-65
1-19-2002	A	W	77-65
1-22-2003	H	W	70-36
1-14-2004	H	W	76-58
2-28-2004	A	W	67-42
1-5-2005	A	W	84-58
3-5-2005	H	W	90-64
1-28-2006	H	W	69-60
1-20-2007	A	W	91-64
2-2-2008	A	L	76-85
2-20-2008	H	W	86-49
1-14-2009	A	W	78-73
2-1-2009	H	L	68-72
2-13-2010	A	W	65-54
3-4-2010	H	W	67-65
1-8-2011	A	L	62-66
2-10-2011	H	W	75-57
3-12-2011	N	L	48-61
2-8-2012	H	W	77-57
1-16-2013	A	W	81-72
12-31-2013	A	W	79-63
2-6-2014	H	W	82-67
1-21-2015	H	W	66-60
1-10-2016	A	W	92-65
2-28-2016	H	W	88-57
1-7-2017	N	L	63-72
3-9-2017	H	W	78-51
1-31-2018	H	W	76-68
1-13-2019	A	W	71-56



## ALL-TIME RECORD VS. OPPONENTS

<b>Pepperdine</b>	<b>1-0</b>	1-10-1966	A	W	89-78	1-16-2002	H	W	65-56		
(N - 1-0)		1-24-1966	H	W	92-74	2-16-2002	A	W	62-59		
12-21-1998	N	W	79-67	2-11-1967	A	W	79-77	1-14-2003	A	L	60-72
<b>Pittsburgh</b>	<b>3-1</b>	3-4-1967	H	W	75-71	3-1-2003	H	W	69-61		
(H - 1-1; A - 1-0; N - 1-0)		3-5-1968	A	L	75-93	3-14-2003	N	W	54-42		
2-18-1927	H	L	34-36	2-25-1969	H	L	72-74	1-25-2004	A	L	70-76 ot
12-22-1953	H	W	83-51	2-3-1970	A	L	86-105	2-17-2004	H	W	62-55
12-17-1955	A	W	82-81	3-3-1970	H	L	98-101	1-18-2005	H	W	71-64
3-22-2008	N	W	65-54	2-27-1971	A	L	70-100	2-19-2005	A	W	68-57
<b>Portland</b>	<b>2-0</b>	3-2-1971	H	L	60-65	2-8-2006	H	W	77-52		
(H - 1-0; A - 1-0)		2-19-1972	A	L	68-92	3-9-2006	N	W	70-58		
12-29-1961	A	W	74-60	2-17-1973	H	L	84-88	2-7-2007	A	L	38-62
11-18-2013	H	W	82-67	1-5-1974	A	L	75-77	1-8-2008	H	W	78-75
<b>Portland State</b>	<b>1-0</b>	2-2-1974	H	W	76-74	2-12-2008	A	L	54-60		
(H - 1-0)		1-2-1975	A	L	86-93	2-17-2009	A	L	54-72		
12-10-1979	H	W	88-54	3-3-1975	H	W	84-82	3-8-2009	H	W	62-51
<b>Prairie View A&amp;M</b>	<b>1-0</b>	1-26-1976	A	W	66-65	2-9-2010	H	L	64-76		
(H - 1-0)		2-23-1976	H	W	89-76	2-28-2010	A	W	53-44		
12-18-2010	H	W	90-51	1-22-1977	H	L	70-76	1-22-2011	A	L	76-86
<b>Princeton</b>	<b>5-1</b>	3-3-1977	A	L	69-78	2-27-2011	H	L	47-67		
(H - 2-1; A - 1-0; N - 2-0)		1-19-1978	H	W	60-51	3-11-2011	N	W	74-56		
12-30-1950	H	L	46-52	2-16-1978	A	L	80-99	1-21-2012	H	W	83-58
12-29-1951	H	W	52-46	1-13-1979	A	L	50-52	2-19-2012	A	W	76-62
12-17-1954	A	W	79-67	2-22-1979	H	W	73-67	1-5-2013	H	W	84-61
11-30-1979	N	W	60-46	1-3-1980	H	L	73-74	2-9-2013	A	W	78-65
12-30-1989	H	W	51-49	3-1-1980	A	L	73-91	2-20-2014	A	W	94-79
3-14-1998	N	W	63-56	1-24-1981	A	W	74-68	3-4-2015	H	W	72-66
<b>Providence</b>	<b>4-0</b>	2-12-1981	H	L	48-63	2-9-2016	A	L	81-82 ot		
(A - 1-0; N - 3-0)		1-14-1982	A	L	47-53	3-13-2016	N	W	66-62		
3-11-1978	N	W	77-63	2-27-1982	H	L	49-51	1-24-2017	H	L	73-84
12-20-1980	A	W	77-76	1-29-1983	H	W	83-67	2-18-2017	A	L	63-80
11-25-1999	N	W	82-58	2-17-1983	A	L	55-61	2-10-2018	H	W	68-65
11-29-2015	N	W	77-64	1-28-1984	A	L	54-72	1-8-2019	H	W	77-59
<b>Purdue</b>	<b>55-69</b>	2-16-1984	H	W	63-53	1-10-1985	A	W	81-72 ot		
(H - 33-26; A - 18-43; N - 4-0)		1-10-1985	A	W	81-72 ot	2-9-1985	H	L	65-66		
1-26-1910	A	L	9-35	1-9-1986	H	L	83-88	2-8-1986	A	L	82-88
12-20-1947	A	L	48-50	2-8-1986	A	L	82-88	1-3-1987	A	L	72-87
2-12-1949	H	L	48-66	1-3-1987	A	L	72-87	3-4-1987	H	L	59-69
2-4-1950	A	L	53-69	1-20-1988	A	L	67-78	1-20-1988	A	L	67-78
1-29-1951	A	L	55-59 ot	2-10-1988	H	L	70-72	1-25-1989	H	W	106-83
1-26-1952	H	W	56-47	1-25-1989	H	W	106-83	2-18-1989	A	L	63-87
2-21-1953	H	W	68-57	2-18-1989	A	L	63-87	2-3-1990	A	W	64-53
2-28-1953	A	W	77-72	2-3-1990	A	W	64-53	3-11-1990	H	W	72-70
2-13-1954	A	L	50-64	3-11-1990	H	W	72-70	1-23-1991	A	L	51-62
1-31-1955	H	W	79-72	1-23-1991	A	L	51-62	2-23-1991	H	W	75-58
1-14-1956	H	L	62-66	1-22-1992	A	W	66-61	1-22-1992	A	W	66-61
2-25-1956	A	L	56-63	2-22-1992	H	W	70-68	2-22-1992	H	W	70-68
1-5-1957	H	L	71-72	1-30-1993	A	W	72-64	1-30-1993	A	W	72-64
2-11-1957	A	W	68-66	3-3-1993	H	L	58-61	3-3-1993	H	L	58-61
1-11-1958	H	W	84-75	1-12-1994	A	L	77-89	1-12-1994	A	L	77-89
2-24-1958	A	L	70-72	2-12-1994	H	L	70-74	2-12-1994	H	L	70-74
2-7-1959	A	L	81-85	2-7-1995	H	L	69-78	2-7-1995	H	L	69-78
2-21-1959	H	W	94-87	2-3-1996	A	L	51-56	2-3-1996	A	L	51-56
2-6-1960	H	L	65-68	1-29-1997	A	L	62-72	1-29-1997	A	L	62-72
2-25-1961	A	L	74-85	2-8-1997	H	L	62-77	2-8-1997	H	L	62-77
1-15-1962	H	L	74-89	12-30-1997	A	W	74-57	12-30-1997	A	W	74-57
2-3-1962	A	L	64-86	3-1-1998	H	L	96-99 ot	3-1-1998	H	L	96-99 ot
2-4-1963	A	L	81-103	2-16-1999	H	W	82-69	2-16-1999	H	W	82-69
3-4-1963	H	L	93-94	2-28-1999	A	W	60-46	2-28-1999	A	W	60-46
2-3-1964	A	L	98-101	2-8-2000	A	L	67-70	2-8-2000	A	L	67-70
3-1-1965	H	W	110-92	2-4-2001	H	W	72-55	2-4-2001	H	W	72-55
<b>Rhode Island</b>	<b>1-0</b>	<b>Rice</b>	<b>1-0</b>								
(N - 1-0)		(N - 1-0)									
12-2-1977	N	W	92-64	11-26-1991	N	W	75-67				
<b>Rider</b>	<b>1-0</b>	<b>Rider</b>	<b>1-0</b>								
(N - 1-0)		(N - 1-0)									
11-27-2014	N	W	77-45	11-27-2014	N	W	77-45				
<b>Robert Morris</b>	<b>1-0</b>	<b>Robert Morris</b>	<b>1-0</b>								
(N - 1-0)		(N - 1-0)									
3-20-2009	N	W	77-62	3-20-2009	N	W	77-62				
<b>Rochester</b>	<b>1-1</b>	<b>Rochester</b>	<b>1-1</b>								
(A - 1-1)		(A - 1-1)									
12-29-1941	A	L	27-28	12-29-1941	A	L	27-28				
12-29-1972	A	W	103-61	12-29-1972	A	W	103-61				
<b>Rochester YMCA</b>	<b>1-1</b>	<b>Rochester YMCA</b>	<b>1-1</b>								
(H - 1-1)		(H - 1-1)									
3-2-1909	H	W	30-18	3-2-1909	H	W	30-18				
3-3-1909	H	L	24-36	3-3-1909	H	L	24-36				
<b>Romulus Army Air Base</b>	<b>1-0</b>	<b>Rose Poly</b>	<b>1-2</b>								
(H - 1-0)		(A - 1-2)									
2-4-1943	H	W	69-27	1-27-1910	A	L	28-31				





## ALL-TIME RECORD VS. OPPONENTS

1-14-1911 A L 20-26  
1-20-1912 A W 33-31

**Rutgers** 9-0  
(H - 4-0; A - 4-0; N - 1-0)

12-19-1970 N W 81-71  
1-29-2015 A W 71-51  
1-31-2016 H W 96-62  
3-2-2016 A W 97-66  
1-4-2017 H W 93-65  
12-5-2017 A W 62-52  
1-10-2018 H W 76-72 ot  
11/30/2018 A W 78-67  
02/20/2019 H W 71-60

**Saginaw Bank Clerks** 1-0  
(A - 1-0)

1-19-1907 A W 29-19

**Saginaw High School** 2-0  
(H - 1-0; A - 1-0)

1-18-1907 A W 35-17  
1-11-1908 H W 67-23

**Saginaw YMCA** 1-0  
(H - 1-0)

1-14-1905 H W 62-12

**Savannah State** 1-0  
(H - 1-0)

12-31-2017 H W 108-52

**St. Ignatius** 0-2  
(H - 0-1; A - 0-1)

1-16-1923 H L 18-27  
3-2-1923 A L 17-38

**St. John's** 1-2  
(A - 0-2; N - 1-0)

12-27-1968 A L 51-61  
12-1-1979 A L 73-88  
11-23-2016 N W 73-62

**St. John's (Ohio)** 3-1  
(A - 3-1)

2-26-1913 A W 39-24  
2-25-1914 A W 50-17  
1-25-1918 A W 27-19  
1-27-1921 A L 20-21

**St. Joseph's (Pa.)** 1-1  
(H - 1-1)

12-18-1965 H L 65-82  
12-27-1980 H W 71-67

**St. Louis** 1-1  
(N - 1-1)

3-27-1989 N L 64-74  
3-18-2012 N W 65-61

**St. Mary's (Mich.)** 3-1  
(H - 3-1)

1-15-1916 H W 29-19  
2-21-1923 H W 43-15  
12-18-1923 H W 31-26  
1-10-1925 H L 13-21

**St. Mary's (Ohio)** 0-1  
(A - 0-1)

3-1-1913 A L 26-28

**St. Peter's** 1-1  
(H - 1-0; A - 0-1)

12-1-1983 A L 66-73  
12-10-1984 H W 50-38

**St. Viator** 1-2  
(H - 1-2)

2-26-1924 H L 25-27  
1-13-1925 H L 18-23  
1-9-1926 H W 30-27

**San Diego State** 1-0  
(A - 1-0)

12-29-1984 A W 77-61

**San Francisco** 1-1  
(A - 1-0; N - 0-1)

3-23-1957 N L 60-67  
12-20-1974 A W 86-78

**San Jose State** 3-0  
(H - 3-0)

12-22-1987 H W 82-68  
12-29-1989 H W 88-61  
12-19-2007 H W 85-45

**Santa Clara** 1-1  
(H - 1-0; N - 0-1)

11-22-1995 N L 71-77  
11-24-2014 H W 79-52

**Seton Hall** 3-0  
(H - 1-0; A - 1-0; N - 1-0)

3-18-1994 N W 84-73  
12-19-2000 A W 72-57  
12-22-2001 H W 68-64

**South Alabama** 2-0  
(H - 1-0; A - 1-0)

12-4-1971 H W 87-72  
1-3-1973 A W 86-78

**South Carolina** 4-2  
(H - 3-1; A - 0-1; N - 1-0)

12-20-1941 H W 41-29  
12-18-1961 H W 99-91  
12-9-1972 A L 64-83  
12-8-1973 H L 63-74  
11-26-1999 N W 59-56  
11-16-2010 H W 82-73

**South Dakota** 1-0  
(H - 1-0)

12-5-1966 H W 81-54

**South Florida** 3-0  
(H - 2-0; A - 1-0)

12-20-1997 A W 68-53  
12-21-2002 H W 65-56  
12-16-2003 H W 73-60

**South Haven** 1-0  
(A - 1-0)

2-28-1908 A W 31-18

**Southern Cal** 3-3  
(H - 1-0; A - 1-3; N - 1-0)

12-19-1953 H W 81-63  
12-30-1953 A L 73-75  
12-28-1957 A W 77-67  
12-29-1964 A L 69-100

12-29-1970 A L 63-88  
3-22-2009 N W 74-69

**Southern Illinois** 2-0  
(H - 1-0; A - 1-0)

12-13-1955 H W 99-71  
1-27-1968 A W 68-56

**Southern Methodist** 1-0  
(N - 1-0)

12-29-1977 N W 95-69

**Southern Utah** 1-0  
(H - 1-0)

12-9-2017 H W 88-63

**Southern Mississippi** 1-0  
(N - 1-0)

12-29-1975 N W 89-77

**SW Missouri State** 1-0  
(N - 1-0)

3-20-1992 N W 61-54

**Southwest Louisiana** 1-1  
(H - 1-0; N - 0-1)

12-3-1968 H W 90-84  
12-28-1982 N L 66-71

**Stanford** 4-2  
(H - 3-0; N - 1-2)

12-27-1934 H W 25-18  
12-20-1946 H W 57-45  
12-29-1960 N L 80-81 2ot  
12-28-1991 H W 72-62  
12-29-2001 N L 64-75  
12-11-2004 N W 78-53

**Stetson** 1-0  
(N - 1-0)

12-11-1992 N W 78-59

**Stony Brook** 1-0  
(H - 1-0)

11-19-2017 H W 93-71s

**Syracuse** 7-11  
(H - 4-2; A - 2-6; N - 1-3)

2-2-1929 A L 17-24  
1-1-1930 H L 19-21  
1-3-1933 H W 23-16  
1-13-1934 A L 21-27  
1-1-1936 A L 34-38  
1-19-1937 H W 36-30  
1-15-1938 A L 46-59  
1-8-1940 H W 31-29  
12-27-1941 A W 33-31  
1-2-1946 H W 76-48  
12-31-1946 A W 61-57 ot  
12-3-1977 A L 67-75  
3-23-2000 N W 75-58  
11-21-2001 N L 58-69  
2-23-2003 H L 75-76  
1-3-2004 A L 83-96  
12-7-2010 N L 58-72  
3-18-2018 N L 53-55

**Temple** 6-6  
(H - 3-1; A - 1-3; N - 2-2)

1-3-1936 A L 24-47



## ALL-TIME RECORD VS. OPPONENTS

2-15-1939	H	W	29-25
1-27-1940	A	L	40-42
3-1-1940	H	W	44-28
1-6-1941	A	W	37-35
1-13-1941	H	W	23-22
1-27-1945	N	L	47-64
12-30-1969	N	L	51-90
12-4-1997	H	L	54-56
11-20-1998	A	L	59-60
3-25-2001	N	W	69-62
3-20-2008	N	W	72-61

<b>Tennessee</b> 5-2			
(H - 2-0; A - 2-1; N - 1-1)			
1-23-1939	A	W	35-31
1-6-1940	H	W	29-20
12-30-1970	N	L	70-81
12-18-1971	A	L	61-85
12-21-1993	A	W	69-60
12-20-1994	H	W	79-68
3-28-2010	N	W	70-69

<b>Tennessee Tech</b> 4-0			
(H - 4-0)			
12-28-2005	H	W	80-63
11-28-2010	H	W	73-55
12-10-2016	H	W	71-63
11/18/2018	H	W	101-33

<b>Texas</b> 6-4			
(H - 1-1; A - 1-1; N - 4-2)			
11-27-1999	N	L	74-81
3-30-2003	N	L	76-85
11-16-2006	N	W	63-61
12-22-2007	N	W	78-72
12-20-2008	N	W	67-63
12-22-2009	A	L	68-79
12-22-2010	H	L	55-67
12-22-2012	H	W	67-56
12-21-2013	A	W	92-78
11/23/2018	N	W	78-68

<b>Texas A&amp;M</b> 2-0			
(N - 2-0)			
12-27-1971	N	W	67-65
11-25-1989	N	W	87-75

<b>Texas Arlington</b> 1-0			
(H - 1-0)			
12-30-2009	H	W	87-68

<b>Texas Christian</b> 1-1			
(H - 1-0; A - 0-1)			
12-20-1986	A	L	47-66
12-12-1987	H	W	69-52

<b>Texas Southern</b> 2-0			
(H - 2-0)			
11-18-2011	H	W	76-41
11-18-2012	H	W	69-41
12-20-2014	H	L	64-71 ot

<b>Texas Tech</b> 0-1			
(N - 0-1)			
4-6-2019	N	L	51-61

<b>Toledo</b> 5-3			
(H - 3-2; A - 2-1)			
12-7-1968	A	W	81-80
12-6-1969	H	L	80-82
12-5-1970	A	W	72-62 ot
11-28-1972	H	W	98-96
12-18-1973	A	L	51-79
11-22-1999	H	W	78-33
12-30-2002	H	L	76-81
11-20-2009	H	W	75-62

<b>Toledo Buckeyes</b> 3-3			
(H - 1-2; A - 2-1)			
1-16-1914	H	W	40-24
2-26-1914	A	W	26-25
1-9-1915	H	L	23-33
1-28-1915	A	L	27-31
2-19-1916	H	L	23-32
2-24-1916	A	W	28-22

<b>Tri-State</b> 1-0			
(H - 1-0)			
1-17-1916	H	W	30-13

<b>Tulane</b> 2-1			
(H - 1-0; A - 1-1)			
12-20-1965	H	W	80-61
12-21-1966	A	W	76-66
12-29-1982	A	L	58-81

<b>Tulsa</b> 2-2			
(H - 1-0; A - 0-1; N - 1-1)			
12-9-1961	H	W	90-70
12-18-1963	A	L	88-89
12-28-1965	N	L	67-78
12-22-1998	N	W	68-58

<b>Tuskegee</b> 1-0			
(H - 1-0)			
12-15-2012	H	W	92-56

<b>Upper Canada Law</b> 1-0			
(H - 1-0)			
1-5-1924	H	W	33-26

<b>Utah</b> 1-4			
(A - 0-2; N - 1-2)			
12-21-1962	A	L	79-88
12-28-1964	N	L	96-98
12-20-1969	A	L	85-105
3-17-1991	N	L	84-85 2ot
3-18-2000	N	W	73-61

<b>Utah State</b> 0-2			
(A - 0-1; N - 0-1)			
12-22-1962	A	L	87-102
12-19-1980	N	L	70-74

<b>Valparaiso</b> 5-1			
(H - 3-1; N - 2-0)			
1-19-1922	H	W	30-21
12-22-1922	H	L	17-21
3-6-1924	H	W	22-12
3-16-2000	N	W	65-38
11-22-2009	H	W	90-60
3-21-2013	N	W	65-54

<b>Vanderbilt</b> 0-1			
(N - 0-1)			
12-29-1967	N	L	63-73

<b>Vermont</b> 2-0			
(H - 1-0; N - 1-0)			
3-20-2005	N	W	72-61
11-21-2006	H	W	66-46

<b>Victoria</b> 1-0			
(H - 1-0)			
1-11-1923	H	W	33-10

<b>Villanova</b> 1-3			
(A - 1-1; N - 0-2)			
12-27-1966	A	L	63-66
12-28-1968	N	L	66-75
3-22-1989	A	W	70-63
11-29-2002	N	L	73-81

<b>Virginia</b> 5-0			
(H - 3-0; N - 2-0)			
2-11-1947	H	W	51-46
2-19-1949	H	W	62-43
12-4-2002	H	W	82-75
3-28-2014	N	W	61-59
3-22-2015	N	W	60-54

<b>Va. Commonwealth</b> 0-1			
(A - 0-1)			
12-30-1975	A	L	75-80

<b>Virginia Tech</b> 1-0			
(N - 1-0)			
11-22-2013	N	W	96-77

<b>Wabash</b> 3-6			
(H - 3-0; A - 0-6)			
1-22-1909	A	L	24-39
1-28-1910	A	L	21-23
1-13-1911	A	L	15-25
1-19-1912	A	L	26-32
2-10-1917	H	W	20-19
1-30-1919	A	L	19-28
1-7-1919	H	W	37-26
2-6-1920	H	W	29-27
2-24-1920	A	L	16-24

<b>Wake Forest</b> 1-0			
(N - 1-0)			
12-30-1986	N	W	71-62

<b>Washington</b> 4-2			
(H - 1-1; A - 0-1; N - 3-0)			
1-2-1942	H	L	42-45
12-30-1957	A	L	69-71
12-30-1964	N	W	93-92
3-13-1986	N	W	72-70
3-13-1996	H	W	64-50
11-24-2010	N	W	76-71

<b>Washington State</b> 3-1			
(H - 2-0; N - 1-1)			
12-16-1939	H	W	52-44
12-28-1978	N	W	98-52
12-30-1992	H	W	77-61
11-27-1993	N	L	71-76

<b>Washington, St. Louis</b> 1-0			
(A - 1-0)			
1-3-1948	A	W	46-45



## ALL-TIME RECORD VS. OPPONENTS

<b>Wayne State</b> (H - 9-1; A - 6-0)	<b>15-1</b>	11-28-1981	H	L	79-83	2-16-1952	A	W	57-55			
1-4-1935	H	W	31-17	11-26-1982	H	W	72-65	2-23-1953	H	W	53-45	
1-26-1935	A	W	37-20	11-26-1983	H	W	81-52	3-9-1953	A	L	51-58	
2-24-1939	H	L	33-40	11-30-1984	H	W	77-61	1-18-1954	H	L	53-57	
2-14-1940	H	W	46-29	11-30-1985	H	W	84-64	3-1-1954	A	L	56-79	
1-20-1945	H	W	47-38	11-28-1988	H	W	90-66	1-8-1955	H	W	94-77	
1-15-1946	A	W	43-37	<b>Western Reserve</b>		<b>8-1</b>	2-5-1955	A	W	73-70		
2-7-1946	H	W	46-45	(H - 5-1; A - 3-0)		2-27-1956	H	W	89-82			
12-28-1946	A	W	52-25	1-30-1931	A	W	25-24	2-25-1957	A	W	78-62	
2-1-1947	H	W	49-36	1-8-1932	H	W	17-15	1-20-1958	A	L	52-66	
12-27-1947	A	W	57-55	1-12-1935	A	W	34-33	2-22-1958	H	W	93-59	
2-28-1948	H	W	63-49	2-9-1935	H	W	36-17	2-2-1959	A	W	88-57	
1-22-1949	A	W	37-35 2ot	1-14-1939	H	W	36-21	3-2-1959	H	W	93-73	
1-27-1949	H	W	63-48	1-10-1942	H	W	51-22	1-2-1960	A	W	91-79	
2-17-1950	H	W	68-44	1-17-1948	A	W	65-57	1-7-1961	H	L	71-74	
12-2-1950	A	W	51-50	1-14-1949	H	W	44-43	1-8-1962	H	L	78-83	
12-1-1951	H	W	52-43	1-28-1950	H	L	54-57	2-10-1962	A	L	72-77	
<b>Weber State</b>		<b>1-2</b>	<b>West Virginia</b>		<b>2-1</b>	<b>West Virginia</b>		<b>2-1</b>	<b>West Virginia</b>		<b>2-1</b>	
(H - 1-0; N - 0-2)		12-28-1979	N	L	61-63	(H - 2-1)		(H - 2-1)		1-6-1964		
3-17-1995		N	L	72-79	1-18-1941	H	W	44-35	1-6-1964		H	
12-28-1996		H	W	83-51	2-8-1941	H	L	31-40	2-27-1965		A	
<b>Western Illinois</b>		<b>2-0</b>	<b>West Va. Wesleyan</b>		<b>2-1</b>	<b>West Va. Wesleyan</b>		<b>2-1</b>	<b>West Va. Wesleyan</b>		<b>2-1</b>	
(H - 1-0; A - 1-0)		12-12-1984	A	W	93-61	(H - 2-1)		(H - 2-1)		1-28-1967		
11-23-1985		H	W	98-63	2-19-1914	H	W	38-21	2-25-1967		A	
<b>Western Kentucky</b>		<b>1-1</b>	<b>Wichita State</b>		<b>6-3</b>	<b>Wichita State</b>		<b>6-3</b>	<b>Wichita State</b>		<b>6-3</b>	
(N - 1-1)		12-14-1968	N	L	63-67	(H - 3-0; A - 0-3; N - 3-0)		(H - 3-0; A - 0-3; N - 3-0)		2-7-1970		
3-16-1978		N	W	90-69	12-19-1962	A	L	69-80	2-20-1971		H	
<b>Western Michigan</b>		<b>25-11</b>	<b>Winona</b>		<b>3-0</b>	<b>Winona</b>		<b>3-0</b>	<b>Winona</b>		<b>3-0</b>	
(H - 19-7; A - 6-4)		1-12-1916	H	W	51-21	(H - 1-0; A - 2-0)		(H - 1-0; A - 2-0)		1-29-1977		
1-8-1919		H	W	19-18	1-18-1912	A	W	37-21	1-7-1978		H	
1-17-1919		A	W	28-23	2-10-1912	A	W	67-4	3-2-1978		A	
1-15-1921		H	W	22-16	1-11-1913	H	W	75-14	1-4-1979		H	
1-25-1921		A	W	29-19	<b>Wisconsin</b>		<b>82-64</b>	<b>Wisconsin</b>		<b>82-64</b>	<b>Wisconsin</b>	
1-10-1922		H	W	28-20	(H - 49-14; A - 26-46; N - 7-4)		(H - 49-14; A - 26-46; N - 7-4)		3-3-1979		A	
12-15-1922		H	L	8-17	12-10-1921	A	L	13-27	1-17-1980		H	
1-28-1924		A	L	14-29	12-30-1932	A	L	16-26	2-14-1980		A	
2-12-1924		H	L	16-25	2-5-1934	A	W	23-22	1-22-1981		A	
1-23-1925		H	L	20-21	12-31-1934	A	L	21-23	2-19-1981		H	
2-25-1925		A	L	15-29	12-6-1935	A	L	21-26	1-23-1982		H	
2-6-1926		H	L	25-30	2-6-1937	A	L	17-22	2-20-1982+		A	
2-26-1926		A	L	15-38	2-5-1938	A	L	27-30	1-13-1983		H	
12-4-1963		H	W	101-100	2-4-1939	A	L	37-39	3-5-1983		A	
12-5-1964		H	W	89-80	2-3-1940	H	W	48-41	1-12-1984+		A	
12-4-1965		H	L	82-85	2-23-1946	A	W	59-48	3-3-1984		H	
12-1-1966		H	W	77-55	3-1-1946	H	W	56-52	1-31-1985		A	
12-12-1967		A	W	78-67	1-20-1947	H	L	48-58	3-2-1985		H	
12-6-1988		H	W	86-71	2-9-1948	A	L	39-51	1-30-1986		H	
12-13-1969		A	W	86-71	2-6-1950	H	L	47-66	3-2-1986		A	
12-12-1970		H	W	97-85	1-8-1951	H	L	52-53	1-22-1987		A	
12-11-1971		H	W	66-65	2-24-1951	A	L	29-35	2-21-1987		H	
12-16-1972		A	W	76-73	1-21-1952	H	W	50-39	1-7-1988		A	
12-15-1973		H	W	85-76	<b>Wisconsin</b>		<b>82-64</b>	<b>Wisconsin</b>		<b>82-64</b>	<b>Wisconsin</b>	
12-14-1974		H	W	62-59	(H - 49-14; A - 26-46; N - 7-4)		(H - 49-14; A - 26-46; N - 7-4)		3-12-1988		H	
12-13-1975		A	L	68-78	12-10-1921	A	L	13-27	1-17-1980		H	
12-4-1976		H	L	73-74	12-30-1932	A	L	16-26	2-14-1980		A	
12-10-1977		H	W	79-57	2-5-1934	A	W	23-22	1-22-1981		A	
12-13-1978		A	W	109-69	12-31-1934	A	L	21-23	2-19-1981		H	
11-28-1980		H	W	89-77	12-6-1935	A	L	21-26	1-23-1982		H	
					2-6-1937	A	L	17-22	2-20-1982+		A	
					2-5-1938	A	L	27-30	1-13-1983		H	
					2-4-1939	A	L	37-39	3-5-1983		A	
					2-3-1940	H	W	48-41	1-12-1984+		A	
					2-23-1946	A	W	59-48	3-3-1984		H	
					3-1-1946	H	W	56-52	1-31-1985		A	
					1-20-1947	H	L	48-58	3-2-1985		H	
					2-9-1948	A	L	39-51	1-30-1986		H	
					2-6-1950	H	L	47-66	3-2-1986		A	
					1-8-1951	H	L	52-53	1-22-1987		A	
					2-24-1951	A	L	29-35	2-21-1987		H	
					1-21-1952	H	W	50-39	1-7-1988		A	
									3-12-1988		H	
									1-17-1988		A	
									2-21-1987		H	
									1-7-1988		A	
									3-12-1988		H	
									1-17-1988		A	
									2-21-1987		H	
									1-7-1988		A	
									3-12-1988		H	
									1-17-1988		A	
									2-21-1987		H	
									1-7-1988		A	
									3-12-1988		H	
									1-17-1988		A	
									2-21-1987		H	
									1-7-1988		A	
									3-12-1988		H	
									1-17-1988		A	
									2-21-1987		H	
									1-7-1988		A	
									3-12-1988		H	
									1-17-1988		A	
									2-21-1987		H	
									1-7-1988		A	
									3-12-1988		H	
									1-17-1988		A	
									2-21-1987		H	
									1-7-1988		A	
									3-12-1988		H	
									1-17-1988		A	
									2-21-1987		H	
									1-7-1988		A	
									3-12-1988		H	
									1-17-1988		A	
									2-21-1987		H	
									1-7-1988		A	
									3-12-1988		H	
									1-17-1988		A	
									2-21-1987		H	
									1-7-1988		A	
									3-12-1988		H	
									1-17-1988		A	
									2-21-1987		H	
									1-7-1988		A	
									3-12-1988		H	
									1-17-1988		A	
									2-21-1987		H	
									1-7-1988		A	
									3-12-1988		H	
									1-17-1988		A	
									2-21-1987		H	
									1-7-1988		A	
									3-12-1988		H	
									1-17-1988		A	
									2-21-1987		H	
									1-7-1988		A	
									3-12-1988		H	
									1-17-1988		A	
									2-21-1987			

**ALL-TIME RECORD VS. OPPONENTS**

2-2-1989	A	L	64-69 ot
3-11-1989	H	W	70-61
1-6-1990	A	W	64-61
2-8-1990	H	W	60-57
1-10-1991	H	W	65-50
2-9-1991	A	L	78-84 2ot
2-8-1992	A	W	79-64
2-12-1992	H	W	76-61
1-23-1993	H	L	66-67
2-24-1993	A	L	62-65
1-19-1994	H	W	70-60
2-2-1994	A	L	62-87
1-4-1995	A	W	78-64
3-11-1995	H	W	97-72
1-17-1996	A	L	48-61
2-24-1996	H	L	52-73
1-9-1997	A	W	58-50
3-1-1997	H	W	68-49
1-8-1998	H	W	63-40
2-21-1998	A	W	56-47
1-6-1999	A	L	51-66
2-21-1999	H	W	56-51
3-6-1999	N	W	56-41
2-12-2000	A	W	61-44
2-19-2000	H	W	59-54
3-11-2000	N	W	55-46
4-1-2000	N	W	53-41
1-13-2001	H	W	69-59 ot
2-27-2001	A	W	51-47
1-12-2002	H	L	63-64
2-11-2003	A	L	53-64
1-10-2004	A	L	64-77
3-2-2004	H	L	64-68 ot
3-13-2004	N	L	66-68
1-16-2005	A	L	59-62
2-24-2005	H	W	77-64
1-8-2006	A	L	63-82
3-2-2006	H	W	74-65
2-20-2007	H	W	64-55
3-3-2007	A	L	50-52
3-9-2007	N	L	57-70
2-28-2008	A	L	42-57
3-15-2008	N	L	63-65
2-22-2009	H	W	61-50
1-6-2010	H	W	54-47
2-2-2010	A	L	49-67
1-11-2011	H	W	64-61 ot
2-6-2011	A	L	56-82
1-3-2012	A	W	63-60 ot
2-16-2012	H	W	69-55
3-10-2012	N	W	65-52
1-22-2013	A	W	49-47
3-7-2013	H	W	58-43
2-9-2014	A	L	58-60
3-15-2014	N	W	83-75
3-1-2015	A	L	61-68
3-15-2015	N	L	69-80 ot
1-17-2016	A	L	76-77
2-18-2016	H	W	69-57
2-26-2017	H	W	84-74
1-26-2018	H	W	76-61
2-25-2018	A	W	68-63
3-2-2018	N	W	63-60
2-12-2019	A	W	67-59
3-16-2019	N	W	67-55

**UW-Green Bay 7-0**  
(H - 5-0; N - 1-0; A - 1-0)

12-15-1981	H	W	49-48 ot
3-15-1991	N	W	60-58
11-23-2004	H	W	104-46
12-21-2005	A	W	98-69
12-23-2006	H	W	76-64
12-29-2007	H	W	93-75
12-16-2018	H	W	104-83

**Wofford 1-0**  
(H - 1-0)

12-4-2009	H	W	72-60
-----------	---	---	-------

**Wright State 2-1**  
(H - 2-0; A - 0-1)

12-17-1997	H	W	95-52
12-30-1999	A	L	49-53
12-30-2000	H	W	88-61

**Wyoming 2-0**  
(H - 1-0; A - 1-0)

12-23-1955	H	W	72-62
12-19-1959	A	W	82-72

**Xavier 3-1**  
(H - 3-0; A - 0-1)

1-13-1931	H	W	32-19
1-15-1932	H	W	22-20
2-20-1932	A	L	24-31
1-27-1933	H	W	19-16

**Youngstown State 2-0**  
(H - 2-0)

11-9-2006	H	W	86-61
12-6-2016	H	W	77-57

+ denotes forfeited contest





## ALL-TIME LETTERWINNERS

Players began wearing jersey numbers in 1932-33.

\$ Information Unavailable; C - team captain;

CoC - co-captain; TriC - tri-captain; QuaC - quad-captain

Name; Yrs. Lettered; Pos; Ht.; Jersey No.; Hometown/High School

## A

**AcMoody, Sam**; 2000-01-02-03; Mgr./Tekonsha

**Aerts, Jason J.**; 2006: F; 6-6; #10; Pentwater/Pentwater

**Ager, Maurice D.**; 2003-04-05-06QuaC; G; 6-4; #13; Detroit/Crockett

**Ahrens, Kyle**; 2016-17-18-19; G; 6-5; #0; Versailles, Ohio/Versailles

**Aitch, Matthew A.**; '66-67; C; 6-7; #45; St. Louis, Mo./Maplewood Richmond Heights

**Alexander, Aaron S.**; 2002: F; 6-5; #10; Richmond, Va./Henrico

**Allen, X. Chris**; 2008-09-10; G; 6-3; #3; Lawrenceville, Ga./Meadowcreek

**Anagnony, Aloysius**; 2000-01-02TriC-03 CoC; F; 6-8; #25; Southfield/Detroit DePorres

**Anderegg, Robert H.**; '57-58-59C; F; 6-3; #23; Monroe, Wis./Same

**Anderson, Alan**; 2002-03-04TriC-05QuaC; F; 6-6; #15; Minneapolis, Minn./DeLaSalle

**Anderson, Valda**; '29; Mgr.; SandCreekSame

**Andreas, Jason**; 2001-02-03-04TriC; C; 6-10; #44; Sugarcreek, Ohio/Garaway

**Appling, Keith**; 2011-12-13TriC-14; G; 6-1; #1; Detroit, Mich./Pershing

**Archer, Lawrence C.**; '18; G; #8; Derby/\$

**Armstrong, Mark**; '97-98-99-00; Mgr.; Grand Rapids

**Armstrong, T. Robert**; '53-54-55; C; 6-8; #12; Holland/Same

**Atzenhoffer, Eli**; 2019; Mgr.; Avon, Ohio

**Aubuchon, I. Chester**; '39-40-42C; G; 5-9; #24; Gary, Ind./Horace Mann

**Ayala, Reginald (Rickey) P.**; '52-53-54; G; 5-6; #7; Brooklyn, N.Y./Tech

## B

**Babcock, Nate**; 2010-11; Mgr.; Plymouth, Minn.

**Bailey, John A.**; '66-67-68; G; 6-0; #12; Streator, Ill./Same

**Balbach, Edward**; '02-03-04C; G/C; \$; no #; Grand Rapids/\$

**Ballinger, Adam**; 2000-01-02TriC-03CoC; C; 6-9; #55; Bluffton, Ind./Same

**Barnard, John A.**; '32: F/G; \$; no #; \$/\$

**Barnes, Daron**; '86; Mgr.; \$/\$

**Barnett, William**; '10; \$; \$; no #; Pittsburgh, Pa./\$

**Barr, John H.**; '21: F; \$; no #; Flint/\$

**Basich, Peter S.**; '40-41; G; \$; #4; Columbus, Ohio/\$

**Bates, Steven A.**; '80-81-82; C; 6-10;

#52; Fort Wayne, Ind./Wayne

**Bauman, Paul L.**; '45; G/F; 5-10; #8; Battle Creek/St. Phillip

**Baylor, Arthur E.**; '66-67; F; 6-6; #41; Washington, D.C./Mackin

**Beathea, Daimon**; '93-94-95-96; F; 6-7; #23; Elkhart, Ind./Memorial

**Belknap, Leon V.**; '09; \$; \$; no #; Whittemore/\$

**Bell, Charlie**; '98-99-00-01; G; 6-3; #14; Flint/Southwestern Academy

**Bencie, Charles J.**; '56-57-58; F/C; 6-6; #31; Gary, Ind./Froebel

**Benington, John J. Jr.**; '72; G; 6-1; #15; East Lansing/Lansing Gabriels

**Benjamin, Sylvester (Rudy)**; 69-70-71; G; 6-3; #21; Dayton, Ohio/Roosevelt

**Bennett, Byron D.**; '32; Mgr.; \$/\$

**Bernecker, Scott**; '90-91-92-93; Mgr.; East Grand Rapids/Same

**Berry, William E.**; '62-63-64; F; 6-2; #12; Winnemucca, Nev./Humboldt County

**Besko, Scott**; 2012-13-14-15; Mgr.; Saint Johns

**Bess, Javon**; 2015-16; F; 6-5; #2; Columbus, Ohio/Gahanna Lincoln

**Beyer, G. Joseph**; '45; G; 5-10; #3; Grosse Pointe/Same

**Bibbens, Cleveland W.**; '82; F; 6-6; #55; Pittsburgh, Pa./Brashear

**Bilkey, Robert**; '24; C; \$; no #; Ishpeming/Same

**Bingham, Marcus**; 2019; F; 6-11; #30; Grand Rapids, Mich./GR Catholic Central

**Binge, Ronald E.**; '70; F; 6-5; #44; East Detroit/Same

**Bishop, Randy J.**; '79-80; Mgr.; Grandville/Wyoming Lee

**Blanchard, Charles M.**; '01C-02; \$; \$; no #; Chesaning/Same

**Bluem, Mark**; '92-93; F; 6-6; #20; Caro/Same

**Boeskool, Randall D.**; '31-32; C; \$; no #; Grand Rapids/\$

**Bograkos, Timothy E.**; 2002-03-04-05 QuaC; G; 6-2; #30; Flint/Central

**Bograkos, Timothy G.**; '69-70; G; 6-1; #12; Flint/Central

**Bohnhoff, Trevor**; 2014-15; F; 6-7; #13; Saginaw/Nouvel

**Borovich, Jon**; 2002-03; Mgr.; Bloomfield Hills

**Bostic, Herbert H.**; '80-81-82; F/G; 6-4; #44; Detroit/Royal Oak Shrine

**Bouma, Robert D.**; '68; Mgr.; Grand Rapids/\$

**Bower, William R.**; '50-51-52; F; 5-11; #4; Ft. Wayne, Ind./South

**Brannum, Robert W.**; '48C; C; 6-5; #7; Winfield, Kan./Same

**Braun, Norwin W.**; '49; Mgr.; Ann Arbor/\$

**Breslin, Brian S.**; '71-72-74; F; 6-5; #42; East Lansing/Same

**Bridges, Miles**; 2017-18; G/F; 6-7; #22; Flint/Huntington Prep (Huntington, W.V.)

**Brigham, G. Horbert**; '18; F; \$; #13; Springfield, Pa./\$

**Brkovich, Donald**; '79; F; 6-6; #21; Windsor, Ont./Lowe

**Brkovich, Mike**; '78-79-80-81CoC; G/F; 6-4; #12; Windsor, Ont./Lowe

**Brookens, Harold A.**; '61; G; 6-0; #14; Tulsa, Okla./Washington

**Brooks, Quinton**; '93-94-95-96CoC; F; 6-7; #40; Akron, Ohio/Firestone

**Brown, Alfred**; '77-78; F; 6-6; #25; Detroit/Haynesville (La.)

**Brown, Arthur**; '22; G; \$; no #; Hastings/Same

**Brown, Gabe**; 2019; F; 6-7; #13 Ypsilanti, Mich./Belleville

**Brown, Luke**; '98-99-00-01; Mgr.; Iron Mountain

**Brown, Mark**; '86; G; 6-0; #24; Hastings/Same

**Brown, Shannon**; 2004-05-06QuaC; G; 6-3; #3; Maywood, Ill./Proviso East

**Burchill, Kenneth**; '51; Mgr.; Sault Ste. Marie

**Burgess, Jeffrey**; 2002-03-04-05; Mgr.; Fenton

**Burk, William**; '41-42; G; \$; #7; Whiting, Ind./\$

**Burke, Braden**; 2018; F; #40; Stevensville, Mich./Lakeshore (Robert Morris)

**Busch, Fred W.**; '10-11C; F; \$; no #; Detroit/\$

**Buysse, Maurice J.**; '34-36; C; \$; #8; \$/\$

**Byrd, Russell**; 2012-13TriC-14; G; 6-7; #0; Fort Wayne, Ind./Blackhawk Christian

## C

**Callahan, Leo A.**; '37-38-39C; G; #5; Schenectady, N.Y./Same

**Campbell, Arthur L.**; '09-10; Mgr.; Cheat Haven, Pa./Same

**Carey, Robert W.**; '50-51-52; C; 6-5; #8; Charlevoix/Same

**Carey, William R.**; '51-52; F; 6-1; #13; Charlevoix/Same

**Carlson, Leif F.**; '51-52; F; 6-2; #17; East Lansing/Weehawken (NJ)

**Carlson, Sherman, J.**; '27; Mgr.; Howell/\$

**Carpenter, William E.**; '37-38; G; \$; #8; \$/\$

**Carr, Vernon**; '86-87; G/F; 6-6; #23; Detroit/Cody

**Carrington, Matthew**; '83; G; 6-1; #14; Flint/Central

**Carruthers, Robert H.**; '31; Mgr.; \$/\$

**Carter, Ben**; 2018; F; 6-9; 235; #13; Las Vegas, Nev./UNLV/Oregon (Bishop Gorman)

**Carter, Rick**; 2004-05-06; Mgr.; Grand Blanc

**Caster, Jeff**; '89-90-91; G; 6-0; #22; St. Johns/Same

**Cawood, John F.**; '43-47; F; 6-3; #16/21; Lansing/Eastern

**Cawood, William E.**; '80-81-82-83CoC; G/F; 6-7; #22; East Lansing/Same

**Chamberlain, Ralph G.**; '10-11-12C-13; C; \$; no #; Grand Rapids/\$

**Chandler, Stanley L.**; '62; C; 6-5; #31; Louisville, Ky./Central



## ALL-TIME LETTERWINNERS

**Chandnois, Lynn;** '47; F; 6-2; #5; Flint/Central  
**Chappell, Dan;** 2012-13-14; G; 6-3;  
 #14/40; Okemos/Okemos  
**Chapman, Robert;** '75-76-77C-78CoC; G;  
 6-2; #44; Saginaw/Same  
**Chappell, Mike;** 2000-01; G/F; 6-9;  
 Southfield/Lathrup  
**Charles, Ron A.;** '77-78-79-80CoC; F; 6-8;  
 #15; U.S. Virgin Islands/Central  
**Cherry, Steve;** '98-99-00; F; 6-6; #20;  
 Coldwater/Same  
**Christiansen, Paul;** '70; Mgr.; Greenville  
**Clark, Adam;** 2011-12-13; Mgr.; Jerome  
**Clark Jr., Marvin;** 2015-16; F; 6-6; #0/15;  
 Kansas City, Mo./Sunrise Christian Academy  
**Cleaves, Mateen;** '97-98CoC-99QuaC-00  
 Tri-C; G; 6-2; #12; Flint/Northern  
**Cleveland, Andy;** '95-96-97-98; Mgr.;  
 Grand Rapids  
**Cohrs, William R.;** '70-71-72; C; 6-6; #45;  
 Vicksburg/Same  
**Cole, Clarence L.;** '26; G; #; no #; Lowell/  
 Same  
**Colvin, Carleton J.;** '27-28; G; #; No #;  
 East Lansing/\$  
**Cooper, James A.;** '02C; \$; #; no #; Owosso/\$  
**Copeland, Andy;** '68-69; F; 6-6; #45;  
 Inkster/Hillcrest (Brundidge, Ala.)  
**Corbett, Donald R.;** '54; G; 5-10; #9;  
 Ft. Wayne, Ind./Elmhurst  
**Costello, Matt;** 2013-14-15-16TriC; F; 6-9;  
 #10; Bay City/Bay City Western  
**Coutre, James W.;** '77-78; C; 6-9; #45;  
 LaGrange, Ill./Benet Academy  
**Crandell, Jonathan;** 2009-10; F; 6-8; #25;  
 Rochester/Rochester Adams  
**Crary, Edward (Ted);** '65-66-67; F; 6-5; #13;  
 Springfield, Pa./\$  
**Curry, X. Deon;** 2007; G; 6-1; #13;  
 Oakland Township/Detroit Country Day  
**Curtis, Jamie;** 2009-10-11; Mgr.; Swartz Creek  
**Curtis, William A.;** '64-65-66C; F; 6-4; #25;  
 Grand Rapids/South

## D

**Dahlman, Isaiah J.;** 2007-08-09-10QuaC;  
 G; 6-6; #22; Braham, Minn./Braham Area  
**Dalrymple, Max E.;** '38-39-40C; G; #; #15;  
 Port Huron/\$  
**Dargush, Bennie J.;** '37-38; C; #; #19;  
 Amsterdam, N.Y./\$  
**Darnton, Brandon;** 2007; G; 5-10; #1;  
 Harbor Springs/Same  
**Davis, Charles E.;** '39; Mgr; Rockford/\$  
**Davis, Deyonta;** 2016; F; 6-10; #23;  
 Muskegon, Mich./Muskegon  
**Davis, Doug;** '98-99; G; 6-3; #30;  
 Columbus, Ohio/Westland  
**Davis, Paul R.;** 2003-04-05-06QuaC;  
 C; 6-11; #40; Rochester/Rochester  
**Davis, Peter A.;** '73-74-75; G; 6-1; #32;  
 Brooklyn, N.Y./Boys  
**Dawson, Branden;** 2012-13-14-15TriC; G;

6-6; #22; Gary, Ind./Lew Wallace  
**Dawson, Hugh A.;** '47-48-49; G; 6-0; #5;  
 Hammond, Ind./Same  
**Dean, Paul;** '69-70-71; G; 6-1; #23; Alma/  
 Same  
**Deater, Scott;** 2013-14-15; Mgr., West Olive  
**Dekker, James H.;** '33-34; C; #; #21; \$/\$  
**DenHerder, Fred;** '28-29-30; F/C; #; no #; \$/\$  
**Densley, Theodore B.;** '69; Mgr; Detroit/\$  
**Devenny, Robert H.;** '53-54-55; G; 5-11;  
 #3/10; Philadelphia, Pa./North Catholic  
**Dickeson, Verne C.;** '27-28C-29; F; \$; no #; \$/\$  
**Dickson, Robert M.;** '06-07-08; \$; #; no #; Lansing/\$  
**Diehl, Roy H.;** '42-43; F; 5-9; #8; Sturgis/Same  
**Divjak, Ronald;** '62-63; F/C; 6-5; #22;  
 East Chicago, Ind./Washington  
**Dodge, Glenn W.;** '05; G; #; #; Almont/\$  
**Doerr, Maxwell;** '30; Mgr; \$/\$  
**Donnelly, Colin;** 2016-17-18-19; Mgr; Troy  
**Donnelly, Terry R.;** '77-78-79-80CoC; G;  
 6-2; #11; St. Louis, Mo./Parkway North  
**Douglas, Thomas H.;** '63-64; G; 5-11; #20;  
 Barrington, Ill./Same  
**Drew, Kenneth L.;** '26-27C; G; \$; no #; Tipton/\$  
**Dryden, Marion;** '98-99; Mgr.; Detroit  
**Ducre, DeMarcus D.;** 2007; G; 5-10; #15;  
 Saginaw/Same  
**Dudley, James D.;** '75; F; 6-5; #42;  
 South Milwaukee, Wis./Racine Prairie  
**Duffield, Arnold;** '32; F/G; #; no #; Lansing/\$  
**Durco, Brenden;** 2012-13; Mgr., Pinckney  
**Duthie, Herbert I.;** '10-11; G; \$; no #;  
 Grand Rapids/\$  
**Dwyer, Sean P.;** 2006-07-08-09; Mgr.; Saginaw  
**Dykema, Jon;** 2000-01-02-03; Mgr.; Freeland

## E

**Edwards, Heywood M.;** '67-68; F/C; 6-6;  
 #33; Brooklyn, N.Y./Boys  
**Eckstrom, William, R.;** '51-52; F; 6-3; #12;

Grant/Same  
**Edwards, Derrick L.;** 2004; Mgr.;  
 Chicago, Ill.  
**Eldred, Robert R.;** '27; F; \$; no #; Eaton Rapids/  
 Same  
**Ellis III, Alvin;** 2014-15-16-17; G; 6-4;  
 #3; Matteson, Ill./Chicago De La Salle  
**Emery, Brian;** '87-88; Mgr.; Perry/Same  
**Eva, Wesley L.;** '23-24; C; \$; no #;  
 Vulcan/\$  
**Evans, Monte;** '97; G; #22; Detroit/  
 Cass Tech

## F

**Fagan, Terrance, S.;** '72; G; 5-11; #21;  
 Flint/St. Michaels  
**Fahs, David L.;** '59-60-61C; G; 5-9; #12;  
 Monroe, Wis./Same  
**Falkowski, George;** '38-39; F; \$; #22;  
 Flint/\$  
**Fanning, Lawrence;** '60; G; 6-0; #10;  
 Gas City, Ind./Mississinewa  
**Feick, Jamie;** '93-94-95-96 CoC; F; 6-8;  
 #30; Lexington, Ohio/Same  
**Feldreich, Sten;** '78; C; 7-0; #43;  
 Bromma, Sweden/Same  
**Felt, Carl;** '27-28-29C; C; #; no #;  
 Muskegon/\$  
**Ferguson, Brett A.;** 2008-09-10-11; Mgr.;  
 Wheaton, Ill.  
**Ferguson, Christian S.;** '61; G; 5-10;  
 #10; Lansing/Sexton  
**Ferguson, George H.;** '56-57C; F; 6-3;  
 #30; Providence, R.I./North Providence  
**Ferrari, Albert R.;** '53-54-55C; F; 6-3;  
 #22; New York/Brooklyn Tech  
**Ferrell, Fred I.;** '75-76; Mgr.; Detroit/\$  
**Fessenden, Clarence W.;** '21-22-23C; G;  
 \$; no #; Newaygo/\$



Paul Davis was a team captain in 2006.



## ALL-TIME LETTERWINNERS

**Finamore, Steve;** 2000; Mgr.; Brooklyn, N.Y.

**Finn, John;** '50; C; 6-4; #15; Escanaba/Same

**Flowers, Donald;** '78; G; 6-2; #21; Detroit/Hamtramck

**Flores, David;** 2001-02-03-04; Mgr.; Los Angeles, Calif.

**Forbes, Bryn;** 2015-16; G; 6-3; #5; East Lansing/Sexton

**Ford, Patrick;** '83-84; G/F; 6-5; #44; Detroit/Cass Tech

**Fordham, Barry;** '84-85-86-87CoC; C; 6-8; #40; Buffalo, N.Y./Sweet Home

**Fortino, M. Samuel;** '45-46; F; 6-2; #6; Alma/Same

**Fossum, Robert;** '81; G; 5-9; #15; Okemos/Same

**Foster, Walter J.;** '19-20-21C-22; C; \$; no #; East Lansing/\$

**Fowler, Chris;** 2019; Mgr.; Southfield

**Frankel, Charles M.;** '45; C; 6-3; #4; Detroit/Northern

**Franklin, Michael;** '92-93-94-95; Mgr.; Grand Rapids

**Fredericks, Charles C.;** '25-26; G/C; \$; no #; Saginaw/\$

**Frimodig, Lyman L.;** '14-15-16C-17; C/G; \$; no #; Calumet/\$

**Frizzo, Leo V.;** '35; C; \$; #9; \$/S

**Furlow, Terry L.;** '73-74-75-76C; F; 6-5; #25; Flint/Northern

**Furseth, Erik O.;** '51-52-53C; F; 6-3; #5; Cleveland Heights, Ohio/Same



Terry Furlow was a letterwinner from 1973-76 and served as a team captain as a senior.

## G

**Gale, Robert S.;** '68-69-70; F; 6-5; #25; Trout Creek/Same

**Ganakas, Gary E.;** '71-72-73; G; 5-5; #11; East Lansing/Same

**Garavaglia, Jon;** '94-95-96-97; F; 6-9; #21; Allen Park/Aquinas

**Garlock, Ronald;** '35-36-37; G/F; #16; \$/\$

**Garrett, George A.;** '18-19-20C; G; \$; no #; Elmhurst, N.Y./S

**Gauna, Alex;** 2012-13-14; F; 6-9; #2; Eaton Rapids/Eaton Rapids

**Gauthier, George E.;** '11-12-13-14C; F; \$; no #; Detroit/\$

**Geahan, Robert R.;** '47-48-49C; F; 6-1; #3; Lansing/Sexton

**Geistler, Gerald L.;** '66-67-68; C; 6-9; #42; Detroit/Redford

**Geat, George E. (Pete);** '62-63-64; C/F; 6-5; #30; Bangor/Same

**George, Conner;** 2017-18-19; G; 6-3; #41; Okemos, Mich./Okemos

**Gerard, Joseph E.;** '40-41-42; F; \$; #16; North Webster, Ind./S

**Gibbons, James M.;** 68-69-70CoC; C; 6-7; #41; Blissfield/Same

**Gibson, Michael;** 2006; Mgr.; Cumberland, R.I.

**Gilkey, Edward A.;** '20-21-22; F; \$; no #; Lansing/\$

**Gilkie, Gerald;** '79; F; 6-5; #43; Detroit/Kettering

**Gill, William W.;** '04; C; \$; no #; \$/S

**Girton, Derek;** 2005-06-07; Mgr.; Sturgis

**Glover, William J.;** '73-74-75; G; 6-2; #12; Pontiac/Central

**Gleason, Bobby;** 2001; Mgr.; Davison

**Godfrey, Walter G.;** '55-56C; G; 6-1; #23; Detroit/Cass Tech

**Goins, Kenny;** 2016-17-18-19; F; 6-6; #25; Troy/Warren Mott

**Golis, William;** '60; G; 6-0; #25; Bolivar, Pa./Laurel Valley

**Gonzalez, Robert;** '79-80; F; 6-7; #35; Detroit/Catholic Central

**Gonzenbach, Max;** '56-58; C; 6-8; #32/35; Milbank, S.D./Same

**Gore, Timothy;** '81-82-83-84; G; 6-4; #10; Erie, Pa./Cathedral Prep

**Gorman, John E.;** '66; G; 5-11; #11; Chicago, Ill./Fenwick

**Goss, Robert W.;** '11-12-13-14; G; \$; no #; Fall River, Mass./S

**Govens, Arthur L.;** '59; F; 6-2; #35; Lansing/Sexton

**Graham, Ralph C.;** '05-06; Mgr.; Owosso/S

**Grams, Milton H.;** '28; Mgr.; \$/S

**Granack, John M.;** '46-49; F; 5-11; # 7; Hammond, Ind./Same

**Granger, A.J.;** '97-98-99-00Tri-C; F; 6-9; #43; Findlay, Ohio/Liberty-Benton



Johnny Green led Michigan State in rebounding in three-straight seasons.

**Gray, Jacob;** 2000; Mgr.; Plymouth

**Gray, Marquise;** 2006-07-08-09; F; 6-8; #41; Flint/Beecher

**Green, Draymond;** 2009-10QuaC-11CoC-12CoC; F; 6-6; #23; Saginaw/Saginaw

**Green, Harry A.;** '43; Mgr.; Detroit/\$

**Green, Johnny M.;** '57-58-59C; C; 6-5; #24 (ret.); Dayton, Ohio/Dunbar

**Green, Justin;** 2018-19; Mgr.; Belleville

**Griffin, Joseph P.;** 2007-08; Mgr.; Romeo

**Grove, Donald B.;** '28-29-30; F; \$ no #; \$/S

**Grove, Roger R.;** '29-30-31CoC; G/F; \$; no #; Sturgis/\$

**Guess, Lorenzo;** '98; G; 6-3; #5; Wayne/Memorial

**Gutkowski, Ronald J.;** '70-71-72CoC; F; 6-6; #24; Detroit/Catholic Central

## H

**Hackett, Paul;** '25-26C; F; \$; no #; Saginaw/\$

**Haftencamp, Joseph P.;** '02-03-04; F; \$; no #; Grand Rapids/\$

**Haga, Arthur J.;** '29-30-31CoC; G; \$; no #; Muskegon/\$

**Hairston, Lindsay;** '73-74-75C; C; 6-7; #45; Detroit/Kettering

**Haley, Ron;** '91-92; F; 6-6; #45; Saginaw/Novel

**Hall, C.C.;** '26; Mgr.; \$/S

**Hall, Jesse;** '88-89-90; G; 6-3; #23; Venice, Ill./Same

**Hall, Richard D.;** '61; F/C; 6-4; #32; Manistowac, Wis./Lincoln

**Hamilton, Geoffrey;** '61-62-63; Mgr.; Three Rivers

**Hammes, John H.;** '18-20; G; \$; no #; Newberry/\$



## ALL-TIME LETTERWINNERS

**Hamo, Anthony G.;** 2005-06; G; 6-2; #22; Flint/Powers Catholic  
**Hannish, Claude C.;** '06-07-08-09-10C-11; G; \$; no #; Grand Rapids/\$  
**Hannon, Jacob;** 2007; F; 6-5; #43; Cody, Wyo./Cody  
**Harris, Eron;** 2016-17CoC; G; 6-3; #14; Indianapolis, Ind./Lawrence North  
**Harris, Gary;** 2013-14; G; 6-4; #14; Fishers, Ind./Hamilton Southeastern  
**Harris, James;** '55; F; 6-3; #25; Fort Wayne, Ind./Harlan  
**Hart, David;** '93-94-95-96; G; 6-4; #4; Battle Creek/Central  
**Hartman L. Deneal;** '52-53-54; F; 6-4; #13/19; Fort Wayne, Ind./South  
**Harvey, Andrew J.;** 2005; F; 6-5; #43; Escanaba/Same  
**Hashu, Nickolas;** '42-43-44C; G; 6-0; #9; Hammond, Ind./Same  
**Haun, Harold E.;** '30; C; \$; no #; \$/\$  
**Headen, John W.;** '68; Mgr; Detroit/\$  
**Heasley, Lloyd E.;** '20-21-22C; F; \$; no #; Zeeland/\$  
**Hedden, Larry D.;** '56-57-58; F; 6-5; #33; Gas City, Ind./Mississinewa  
**Hendon, Nicholas W.;** 2006-07-08-09; Mgr.; Newaygo  
**Henk, Andrew;** 2013-14; Mgr.; Utica  
**Henry, Aaron;** 2019; F; 6-6; #11; Indianapolis, Ind./Ben Davis  
**Henry, Charles A.;** '38-39; G; \$; #16; Huntington, Ind./\$  
**Herrick, Robert C.;** '33-34-35C; F/G; \$; #4; \$/\$  
**Herzog, Tom;** 2008-09-10; C; 7-0; #40; Flint/Powers  
**Hess, Leon;** '48; G; 6-3; #16; Auburn, Ind./Same  
**Hetzel, Stephen P.;** 2004-05; Mgr.; Allen Park  
**Hickman, Parish;** '89-90-91; F; 6-7; #42; Detroit/Bishop Borgess  
**Higbie, Charles C.;** '18-20-21; C/F; \$; no #; Napoleon/\$  
**Hill, Christopher;** 2002-03-04-05QuaC; G; 6-3; #5; Indianapolis, Ind./Lawrence North  
**Hindman, O. Max;** '39-40-41; C/F; \$; #8; Gary, Ind./\$  
**Hinkin, Paul E.;** '54; F; 6-4; #13; Saginaw/Arthur Hill  
**Hoff, Guy F.;** '11; F; \$; no #; Buffalo, N.Y./\$  
**Hoffman, Lee S.;** '50; Mgr.; East Lansing/\$  
**Hofkamp, Matt;** '91; C; 6-10; #44; Ionia/Same  
**Hogberg, Jake E.;** 2006; Mgr.; Iron Mountain  
**Hoiberg, Jack;** 2018-19; G; 6-0; 175; #10; Burr Ridge, Ill./Hinsdale Central  
**Holcomb, Monte S.;** '31; F; \$; no #; \$/\$  
**Hollis, Mark;** '82-83-84-85; Mgr.; Port Huron/\$  
**Holmberg, Nicholas;** 2005-06-07-08; Mgr.; Grand Ledge  
**Holmes, Jalen;** 2015-16-17; Mgr.; St. Joseph  
**Holmes, Richard;** '64-65-66; F; 6-4; #33; Willard, Ohio/Same  
**Holms, D. John;** '67-68-69; F; 6-4; #24; Lansing/Sexton

**Hood, Charles;** '15-16; F; \$; no #; Buffalo, N.Y./\$  
**Hood, Oliver Z.;** '26-27; F; \$; no #; Ionia/\$  
**Huck, Christopher D.;** '72-73; Mgr.; Monroe/\$  
**Huffman, Jaimie;** '79; G; 6-3; #24; Lansing/Everett  
**Hultman, Vivian;** '23; G; \$; no #; Grand Rapids/\$  
**Hurley, T.J.;** 2010-11-12-13; Mgr.; Redford  
**Hutson, Andre;** '98-99-00-01; F; 6-8; #34; Trotwood, Ohio/Trotwood-Madison  
**Hutt, Martin C.;** '38-39-40C; F/C; \$; #10; Schenectady, N.Y./\$

## I

**Ianni, Anthony;** 2012; C; 6-9; #44; East Lansing, Mich./Okemos  
**Ibok, Idongesit W.;** 2006-07-08-09; C; 6-11; #00; Lagos, Nigeria/Montverde Acad. (Fla.)  
**Immink, Greg;** 2013; Mgr.; Hudsonville  
**Ishbia, Mat;** 2000-01-02; G; 5-10; #15; Birmingham/Seaholm  
**Izzo, Mario F.;** '86-87-88; C; 6-11; #55; Park Ridge, N.J./St. Joseph Regional  
**Izzo, Paul;** 2005-06-07-08; Mgr.; Iron Mountain

## J

**Jackson Jr., Jaren;** 2018; F; 6-11; #2; Carmel, Ind./La Lumiere  
**James, Kurt M.;** '80-82CoC; F; 6-7; #30; Pontiac/Northern  
**Jennings, Brandon P.;** 2003-04-05-06; Mgr.; Detroit  
**Johnson, Darryl D.;** '84-85-86-87CoC; G; 6-2; #13; Flint/Central  
**Johnson, Derek;** '92; Mgr.; \$  
**Johnson, Earvin;** '78-79CoC; G/F; 6-8; #33 (ret.); Lansing/Everett  
**Johnson, George;** '83-84-85-86-87; Mgr.; Saginaw/\$  
**Johnson III, George;** 2019; Mgr.; Saginaw  
**Johnson, Ken F.;** '84-85; F; 6-8; #00; La Jolla, Calif./LaJolla  
**Johnson, Louis, Jr.;** '92-93-94-95; Mgr.; Muskegon Heights  
**Johnson, Rashi J.;** 2003-04; G; 6-2; #11; Chicago, Ill./King  
**Johnson, Robert B.;** '53; F; 6-1; #6; Muskegon Heights/Same  
**Johnson, Roscoe;** 2014-15-16-17; Mgr.; Wiesbaden, Germany  
**Johnson, Vernon L.;** '67-68; G; 5-11; #23; Saginaw/Same  
**Johnston, Rae J.;** '50; Mgr.; River Rouge/\$  
**Jones, Dudley P.;** '41-42-46; G/F; 6-1; #5; Hammond, Ind./Whiting  
**Jordan, Richard D.;** '67; G; 5-7; #14; Fennville/Same  
**Joseph, Maurice M.;** 2006-07; G; 6-4; #23; Montreal, Quebec/Champlain-St. Lambert  
**Joyce, Donn;** '49; G; 6-0; #19; Greenfield, Ind./Same

## K

**Kacmarcik, Drew;** 2015-16-17-18; Mgr.; Mequon, Wis.  
**Kaminski, Kenny;** 2014; F; 6-8; #30; Medina, Ohio/Medina  
**Kathrein, John A.;** '52; Mgr.; Chicago, Ill./\$  
**Kaye, Richard P.;** '79-80-81; F; 6-6; #42; Livonia/Detroit Catholic Central  
**Kearney, Brandon;** 2012; G; 6-3; #3; Detroit, Mich./Southeastern  
**Keast, Roger;** '32; F/G; \$; no #; \$/\$  
**Kebler, Michael H.;** 2008-09-10-11; G; 6-3; #20; Okemos/Same  
**Keeler, David J.;** '67; F; 6-6; #44; Moline, Ill./\$  
**Keir, Gerald J.;** '64; Mgr.; Snyder, N.Y./\$  
**Keller, Brennan;** 2007-08; Mgr.; Glenview, Ill.  
**Kelley, Thomas;** '95-96-97-99QuaC; G; 6-2; #3; Grand Rapids/Union  
**Kelser, Gregory;** '76-77-78CoC-79CoC; F; 6-7; #32 (ret.); Detroit/Henry Ford  
**Kemler, John;** '66; Mgr.; Rochester/\$  
**Kemp, Edward K.;** '35; Mgr.; \$/\$  
**Kern, Sidney A.;** '45; Mgr.; Detroit/\$  
**Kidman, James;** '24; G; \$; no #; Clyde, Ohio/\$  
**Kilbride, Duane R.;** '61; F/G; 6-2; #21; Kankakee, Ill./St. Patrick Central  
**Kilgore, William;** '71-72-73C; C; 6-7; #22; River Rouge/Same  
**Kircher, Alton;** '32-33C; \$; no #; Gladstone/\$  
**Kirkpatrick, Steven;** '70; G; 6-2; #32; Lafayette, Ind./Jefferson  
**Kithier, Thomas;** 2019; F; 6-8; #15; Clarkston, Mich./Clarkston



Greg Kelser was the leading scorer and rebounder on MSU's 1979 NCAA Championship team.





## ALL-TIME LETTERWINNERS

**Kitto, Clyde A.:** '24; C; \$; no #; Gladstone/\$

**Klein, Jason:** '96-97-98-99QuaC; G; 6-7; #11/44; Grosse Ile/Same

**Kohut, Andrew H.:** 2004-05; Mgr.; Griffith, Ind.

**Kowalk, Clayton J.:** '43; G/F; 5-11; #25; Eaton Rapids/Same

**Kraft, Howard:** '36-37-38C; F/G; #18; Niles/\$

**Krakora, Joseph G.:** '45; G; 6-1; #12; Berwyn, Ill./Morton

**Krall, William R.:** '45-46; C; 6-8; #22; Detroit/Redford

**Krehl, Edward C.:** '05-06C-07C-08; \$; \$; no #; Buffalo, N.Y./\$

**Kruse, Alexander:** 2010-11-12-13; Mgr.; Grand Blanc, Mich.

**Kruse, Christopher:** 2010-11-12-13; Mgr.; Grand Blanc, Mich.

**Kucab, Jeff:** '96-97-98-99; Mgr.; Grosse Ile

**Kupper, James N.:** '64-65-66; G; 6-0; #23; Louisville, Ky./St. Xavier

**Kurtz, Lawrence:** '18-19C-20; G; \$; no #; Flint/\$

**L**

**Lafayette, Lee:** '67-68-69C; F/C; 6-6; #35; Grand Rapids/South

**Lalley, Patrick:** '98-99-00-01; Mgr.; Holland

**Lamers, John (Jack):** '61-62-63C; G/F; 6-2; #15; Kimberly, Wis./Same

**Langford, Joshua:** 2017-18-19 TriC; G; 6-5; #1; Huntsville, Ala./Madison Academy

**Laporte, Geoff:** 2010-11-12-13; Mgr.; Beverly Hills, Mich.

**Larson, Edward L.:** '34; Mgr.; Montague/\$

**Levin, Harvey A.:** '65; Mgr.; Kankakee, Ill./\$

**Lewis, Tyrone:** '72; F/G; #34; Ferndale/Same

**Lick, Thomas W.:** '67-68-69; C; 6-10; #34; Gaylord/Same

**Lieberman, Albert G.:** '49; Mgr.; Owosso/\$

**Lieberman, James K.:** '72; Mgr; Owosso/Same

**Linhart, Ryan C.:** 2007-08-09; Mgr.; Brighton

**Lloyd, Gregory L.:** '79; 6-1; G; #10; Lansing/Eastern

**Longaker, Michael:** '78-79-80; G; 6-1; #23; Warren/Same

**Lorbek, Erazem:** 2003; F; 6-10; #41; Ljubljana, Slovenia

**Loyer, Foster:** 2019; G; 6-0; #3; Clarkston, Mich./Clarkston



**Mike Longaker lettered from 1978-80 and was part of the 1979 National Championship team.**

**Lucas, Kalin:** 2008-09CoC-10QuaC-11CoC; G; 6-0; #1; Sterling Heights/Orchard Lake St. Mary's

**Lucious, Korie:** 2009-10-11; G; 5-11; #34; Milwaukee, Wis./Pius XI

**Lumsden, David H.:** '47; C; 6-5 #5; Lexington, N.C./Same

**Lux, Harry:** '56-57; G; 5-10; #11; Chicago, Ill./Leo

**M**

**MacDaugal, Everett R.:** '40; Mgr.; Detroit/\$

**MacDonald, Timothy:** '85-86-87-88-89; Mgr; Scio, N.Y.

**MacMasters, Hugh D.:** '52; C; 6-6; #15; Hazel Park/Same

**Mahaney, Robert C.:** '51; Mgr.; Owosso/\$

**Maisner, Michael:** '80-81-82; Mgr.; Marshall/\$

**Manns, Kirk:** '87-88-89-90; G; 6-1; #10; North Judson, Ind./Same

**Martin, John E.:** '33; Mgr.; \$/\$

**Marx, Harry B.:** '25; G; \$; no #; Monroe/\$

**Mason, Ellwood W.:** '25; C; \$; no #; Burton/\$

**Mathieson, Roderick:** '12; F; \$; no #; Detroit/\$

**Matson, Edward I.:** '21-22; G; \$; no #; Dollar Bay/\$

**Mattera, James:** 2002; Mgr.; Frankfort, Ill.

**Matthews, Wallace B.:** '25; Mgr.; \$/\$

**May, Floyd E.:** '43; F; 6-0; # 11; Schenectady, N.Y./Mt. Pleasant

**May, Ian:** 2014-15-16-17-18; Mgr; Rockford

**Mazza, Matthew A.:** '46-47; C; 6-2; #29; Niagara Falls, N.Y./Trott

**McAuliffe, Thomas W.:** '51; G; 6-0; #7; Chicago, Ill./Leo

**McCall, Matt:** 2015-16-17-18; Mgr.; Grand Rapids

**McCall, Tom:** '84-85-86-87; Mgr; Detroit/\$

**McCaslin, Garold:** '31-32-33C; C/F; \$; #16; \$/\$

**McCloughry, Matt:** 2016-17-18; Mgr; Clarkson

**McClelland, Albert L.:** '15-16-17C; G; \$; no #; Holland/\$

**McCoy, Julius:** '54-55-56; F; 6-2; #18/15; Farrell, Pa./Same

**McGill, Thomas:** '73-74-75; F; 6-4; #41; Flint/Northern

**McGillicuddy, Robert:** '28; G; \$; no #; Lansing/\$

**McGlothan, Marqus L.:** 2009-10; Mgr.; Milwaukee

**McKerma, Parnell G.:** '06-07-08-09C-10; \$; \$; no #; \$/\$

**McMillan, Roy A.:** '23-25; F; \$; no #; \$/\$

**McNally, Ben:** 2011-12-13-14; Mgr., Almont

**McQuaid, Matt:** 2016-17-18-19 TriC; G; 6-5; #20; Duncanville, Texas/Duncanville

**Means, Clarence T. (Sonny):** '50-51-52C; G; 5-11; #3; Saginaw/Same

**Medley, Kyle:** 2004-05-07; Mgr.; Maineville, Ohio

**Mekules, Frank A.:** '41; C; \$; #22; Detroit/\$

**Mez, Elmer H.:** '08-09; \$; \$; no #; Detroit/\$

**Millar, Wilson F.:** '03-04; Mgr.; Ray Center/\$

**Miller, Anthony:** '92-93-94; F; 6-9; #34; Benton Harbor/Same

**Miller, Carl F.:** '16; G; \$; no #; Saginaw/\$

**Miller, Costa N.:** '61; Mgr.; \$/\$

**Miller, Hiram H.:** '13-14; F; \$; no #; Tonawanda, N.Y./\$

**Miller, Ken:** '98; C; 6-10; #54; St. Clair Shores/Lakeshore

**Miller, Oscar:** '14-15C; G; \$; no #; Saginaw/\$

**Miller, Patrick F.:** '70-71-72CoC; F/G; 6-2; #35; Menominee/Same

**Miller, Robert E.:** '65-66; F; 6-5; #35; Fort Wayne, Ind./Elmhurst

**Miller, W. Blake:** '13-15; F; \$; no #; Tonawanda, N.Y./\$

**Mills, Herbert:** '07-08-09; \$; \$; no #; Adrian/\$

**Milton, Cedric L.:** '73-74-75-76; C; 6-9; #24; Denver, Colo./Manual

**Montgomery, Mark:** '89-90-91-92 CoaC; G; 6-2; #11; Inkster/Southgate Aquatics

**Moore, John L.:** '50; C; 6-7; #15; Ionia/Same

**Morgan, J. Raymar:** 2007-08-09-10QuaC; F; 6-7; #2; Canton, Ohio/McKinley

**Morris, Robert:** '39-40-41; F; \$; #12; Grand Rapids/\$

**Morrison, Randy:** '81; G; 6-2; #23; Olivet/Same

**Mudd, Richard D.:** '82-83-84-85CoC; C; 6-9; #24; Washington, DC/McKinley Tech

**Mull, Anthony:** '96-97; G; #10; 6-4; Flint/Southwestern

**Mueller, David P.:** '86-88-89-90; C; 6-9; #34; Racine, Wis./St. Catherine's

**Munson, Justin T.:** 2007-08-09-10; Mgr.; Elsie Murray, Byron; '17-18C; F; \$; no #; Marquette/\$

**Muth, Charles K.:** '33; G; \$; #3; \$/\$



## ALL-TIME LETTERWINNERS



## N

**Nadeau, Ryan**; 2014-15-16; Mgr; Northville  
**Nagel, Robert**; '50; G; 6-2; #16; Lansing/  
 Eastern  
**Nairn Jr., Lourawls**; 2015-16TriC-17CoC-  
 18CoC; G; 5-10; #11; Nassau Bahamas/  
 Sunrise Christian Academy (Kan.)  
**Nash, Ricky**; '76; F; 6-4; #34; Saginaw/Same  
**Naymick, Drew M.**; 2004-05-07-08; C;  
 6-10; #34; Muskegon/North Muskegon  
**Neaves, Mitchell**; '96-97; Mgr.,  
 Virgin Islands  
**Neitzel, Drew A.**; 2005-06-07CoC-08CoC;  
 G; 6-0; #11/12; Grand Rapids/  
 Wyoming Park  
**Newman, Harold C.**; '24; Mgr; East Lansing/S  
**Nichols, T.J.**; 2014-15-16-17; Mgr;  
 Grand Blanc  
**Nicodemus, Steve**; '93-94-95-96; G; 6-4;  
 #22; S. Whitley, Ind./Whitko  
**Nix, Derrick**; 2010-11-12-13TriC; C; 6-9;  
 #50/25; Detroit/Pershing  
**Ngo, Donald H.**; 2002-03-04; Mgr; Holt  
**Noack, William**; '64; C; 6-8; #35; Lansing/Eastern  
**Novak, Andrew**; 2014-15-16; Mgr; Belleville  
**Novak, Brian**; 2016-17-18-19; Mgr;  
 Belleville  
**Nuttiila, Matt**; '23-24-25C; F; \$; no #; Negaunee/S

## O

**Ockerman, Justin P.**; 2004; F; 6-9; #54;  
 Garden City/Same  
**O'Leary, Robert J.**; '45; F; 6-0; #10;  
 Portsmouth, N.H./ Same  
**Olson, Duane**; '57; F/C; 6-5; #21; Detroit/  
 Cass Tech  
**Olson, Lance E.**; '58-59-60C; F; 6-4; #30;  
 Green Bay, Wis./West  
**Osterink, Leonard**; '37; F; \$; #21;  
 Grand Rapids/\$  
**Ott, Jordan**; 2007-08; Mgr; McConnellsburg, Pa.  
**Owens, David**; 2017-18-19; Mgr.; Owosso

## P

**Pacynski, Stan L.**; '22; F; \$; no #; Bay City/S  
**Palazzo, Brian**; 2014-15; Mgr; Rochester  
**Palazzolo, Matt**; 2017-18; Mgr; Rochester  
**Palm, Wayne V.**; '19-20-21; F; \$; no #; East  
 Lansing/\$  
**Papadakos, George**; '87-88TriC; C; 7-0;  
 #41; Don Mills, Ont./St. Michael's  
**Patchett, Wendall T.**; '32-33-34C; F; \$; #9;  
 East Lansing/\$  
**Pattison, Benjamin P.**; '11; G; \$; no #;  
 Caro/\$  
**Paulson, Donald H.**; '49; Mgr.; S/\$  
**Pauga, Brian**; 2004-05-06-07; Mgr.;  
 Hinsdale, Ill.  
**Pauga, Kevin**; 2001-02-03-04; Mgr;  
 Hinsdale, Ill.  
**Payne, Adreian**; 2011-12-13-14; F; 6-10;  
 #5; Dayton, Ohio/Jefferson Township



Mike Peplowski was a co-captain as a senior in 1993.

**Payton, Darwin R.**; '77-78-79; Mgr.;  
 River Rouge/Same  
**Pedro, Gregory**; '84-85; G; 6-4; #21;  
 Staten Island, N.Y./St. Peter's  
**Penick, Andy**; '91-95; G; 6-2; #12;  
 Louisville, Ky./Pleasure Ridge Park  
**Peplowski, Mike**; '90-91-92-93CoC; C;  
 6-10; #54; Detroit/Warren De LaSalle  
**Peppard, David**; '17; C; \$; no #; East  
 Lansing/\$  
**Peppler, Albert P.**; '43-46-47; G; 5-11; #10;  
 Emmitsburg, Md./Shorewood (Milwaukee)  
**Perez, Evaristo**; '82; F/C; 6-8; #43;  
 Birmingham/Orchard Lake St. Mary's  
**Perry, Derek J.**; '80-81-82-83CoC; F; 6-6;  
 #41; River Rouge/Same  
**Petela, Stanley F.**; '48; G; 6-1; #10;  
 Branford, Conn./Same  
**Peterson, Duane K.**; '54-55-56; C; 6-7;  
 #34; Elkhart, Ind./Same  
**Peterson, John H.**; '42; Mgr.; Grayling/\$  
**Peterson, Melvin E.**; '40-41-42; G; \$; #9;  
 Muskegon/\$  
**Peterson, Morris**; '97-98-99-00Tri-C; F;  
 6-6; #42; Flint/Northwestern  
**Peterson, Zach**; 2012-13; Mgr.,  
 Oak Park, Ill.  
**Petroski, Carl F.**; '41-42-43; C; 6-0; #5;  
 Schenectady, N.Y./Mt. Pleasant  
**Pfeffer, Gregg**; '83-84-85; Mgr.; Pontiac/\$  
**Pfeffer, Steven R.**; '80-81-82; Mgr.;  
 Pontiac/\$  
**Phillips, Jordan**; 2018-19; Mgr.,  
 Washington, D.C.  
**Phillips, Nate**; '77-78; G; 6-4; #22;  
 Omaha, Neb./North  
**Phillips, Robert H.**; '39-40-41C; F/G; \$; #6;  
 Gary, Ind./\$

**Pinneo, Dee W.**; '31-32C; F; \$; no #;  
 Grand Rapids/\$  
**Pires, Michael**; 2014-15; Mgr;  
 Fort Lauderdale, Fla.  
**Pjesky, Daniel D.**; '43-46; G; 5-11;  
 #3/11; Benton Harbor/Same  
**Polec, Larry**; '83-84-85-86CoC; F;  
 6-8; #35; Sterling Heights/Same  
**Polonowski, Steve**; '94-95-96-97CoC;  
 F; 6-9; #35; Rockford/Same  
**Prylow, Mark**; '94-95; G; 6-3; #20;  
 Rochester/DeLaSalle

## Q

**Qasawa, Anthony**; 2017; Mgr.,  
 Farmington Hills  
**Qualman, Erik**; '91-92-93; Mgr.; '94;  
 6-6; F; #42; Rochester Hills/Same  
**Quiggle, Jack E.**; '56-57-58; F/G; 6-3;  
 #21; South Bend, Ind./Central

## R

**Radelet, Kevin C.**; '81; G; 5-11; #45;  
 East Lansing/Same  
**Ralston, Merle C.**; '24; F; \$; no #;  
 Coldwater/\$  
**Rand, Thomas A.**; '58-59; G; 6-2;  
 #20; Green Bay, Wis./East  
**Randolph, Zach**; 2001; C; 6-9; #50;  
 Marion, Ind./Marion  
**Rapchak, William M.**; '45-48-49-50;  
 F; 6-1; #6/14; Whiting, Ind./Same  
**Raymond, James A.**; '55; G; 5-11;  
 #14; Lansing/Same  
**Reading, Shannon**; '66-67; G; 6-0;  
 #31/22; Bowling Green, Mo./Same  
**Reading, Willard L.**; '48; Mgr;  
 Rochester/\$  
**Reck, Dan J.**; '34-35-36C; F/G; # 4;  
 Lansing/\$  
**Redfield, Ken**; '87-88-89-90; F; 6-7;  
 #20; Chicago, Ill./Weber  
**Reese, Kevin**; '88-89-90-91; Mgr.;  
 Sterling Heights/\$  
**Respert, Mike**; '95-96; G; 5-11; #15;  
 Detroit/Bishop Borgess  
**Respert, Shawn**; '92-93-94CoC  
 95CoC; G; 6-3; #24 (ret.); Detroit/  
 Bishop Borgess  
**Reynolds, Bruce W.**; '54; Mgr.;  
 Lake City/\$  
**Rhodes, Eugene N.**; '53; G; 5-11;  
 #10; Monroeville, Ind./Same  
**Richards, Roland**; 2004-05; G; \$; no #;  
 Lansing/\$  
**Richardson, Jason**; 2000-01; G/F;  
 #23; Saginaw/Arthur Hill  
**Ricker, Fred G.**; '15-16; F; \$; no #;  
 Saginaw/\$

## ALL-TIME LETTERWINNERS

**Ridley, Michael E.;** '72; F; 6-4; #44; Walled Lake/Central

**Riewald, Daniel B.;** '76-77-78; G; 6-5; #41; Bloomfield Hills/Lahser

**Riley, Owen;** 2019; Mgr.; Portland, Ore.

**Rigby, Cyril P.;** '16; G; \$; no #; Lisbon, Ohio/\$

**Riorden, Edward D.;** '33; G; \$; #6; \$/\$

**Rison, Andre;** '88; G; 6-1; #22; Flint/Northwestern

**Ritz, Alfred H.;** '36; G; \$; #17; \$/\$

**Rivers, Lovelle;** '74-75-76; F/C; 6-5; #22; Detroit/Mackenzie

**Robbins, Robert D.;** '47-48-49-50C; G; 6-3; #9; Belflower, Calif./Same

**Roberts, Robin B.;** '45-46-47C; F; 6-0; #17; Springfield, Ill./Lanphier

**Robinson, R. G.;** '20; G; no #; Manistee/\$

**Robinson, Hugh;** '23-25; C; \$; no #; Detroit/\$

**Robinson, Michael A.;** '72-73-74C; G; 5-11; #31; Detroit/Northeastern

**Roe, Delvon;** 2009-10-11; F; 6-8; #10; Euclid, Ohio/St. Edward

**Rogers, Spencer W.;** '35; F; \$; #4; \$/\$

**Rolen, Edward C.;** '35-36-37; F; \$; #6; Buchanan/Same

**Rood, Joseph;** 2003-04-05-06; Mgr.; Winfield, Ill.

**Rowley, Delco R.;** 2004-05-06QuaC; F; 6-8; #50; Indianapolis, Ind./Arlington

**Rouse, Milo M.;** '34-35C; G; \$; #7; Boyne City/\$

**Roy, Greg;** 2017; G; 6-3; #40; Fort Worth, Texas/North Crowley

**Russo, Leroy G.;** '28-29; G; \$; no #; \$/\$

**Rymal, Steven A.;** '66-67-68; G; 6-1; #15; Adrian/Same



Mike Robinson, an All-American as a senior in 1974, ranks among the all-time leading scorers at MSU.

## S

**Sabo, Ronald J.;** '61; F/C; 6-6; #23; Youngstown, Ohio/Chaney

**Saccoccia, Anthony;** 2009-10; Mgr., Steubenville, Ohio

**Sackrider, Thomas;** '55-56; Mgr.; East Lansing/\$

**Saltzman, Rael J.;** '74; Mgr.; Franklin/\$

**Sanders, Lonnie;** '62; F; 6-2; #35; Detroit/Pershing

**Sanders, Marcus L.;** '63-64-65C; F/G; #31; Detroit/Pershing

**Sarkine, James;** '86-87-88-89; C; 6-9; #30; Indianapolis, Ind./Ben Davis

**Saunders, Blake;** 2012-13; Mgr., Hinsdale, Ill.

**Schaffer, John E.;** '03-04-05; F; \$; no #; New York, N.Y./\$

**Schau, Henry;** '28; G; \$; no #; Schererville, Ind./\$

**Schemmel, Jacob;** 2014-15; Mgr; Rockford

**Schilling, Gavin;** 2014-15-16-18; F; 6-9; #34; Chicago, Ill./Findlay Prep (Henderson, Nev.)

**Schlatter, G. James;** '52-53-54; G; 5-11; #11; Fort Wayne, Ind./North

**Scholtz, Harold C.;** '35-36-37; F; \$; #19; \$/\$

**Schrage, William;** 2009-10-11; Mgr., Grosse Pointe West

**Schuitema, Reed R.;** 2006-07-08-09; Mgr.; Muskegon

**Schwarm, Arthur V.;** '60-61-62C; G; 6-1; #24; Evanston, Ill./Same

**Schwarz, William R.;** '62-63-64; G; 6-3; #14; Columbia City, Ind./Same

**Scott, David A.;** '57-60; G; 6-2; #12/13; Detroit/Cooley

**Scott, Edward;** '29-30-31CoC; G; \$; no #; \$/\$

**Seifert, Drew;** 2019; Mgr., Rochester Hills

**Sekal, Scott;** '86-87-88-89; F; 6-8; #44; Houston, Texas/Alief Hastings

**Setas, Benjamin;** 2009-10-11; Mgr., East Lansing

**Shackelton, R. Joseph;** '73-74; F; 6-2; #34; Okemos/Same

**Sheathelm, Russell W.;** '30; F; \$; no #; \$/\$

**Sheffield, Arthur;** '16-17; G/F; \$; no #; Harrison/\$

**Sheldon, Sean;** 2018; Mgr.; Traverse City

**Shereda, James E.;** '71-73; C; 6-8; #43; Freesoil/Same

**Sherman, Garrick;** 2010-11; C; 6-10; #41; Kenton, Ohio/Kenton

**Shick, John C.;** '65; G; 6-1; #10; Okemos/Same

**Shidler, Frank J.;** '38-39; C/F; \$; #21; \$/\$

**Simmons, Matt;** '96-97-98; Mgr.; Grand Rapids

**Simpson, Ralph;** '70; G; 6-5; #15; Detroit/Pershing

**Skiles, Scott;** '83-84-85-86CoC; G; 6-1; #25/4 (ret.); Plymouth, Ind./Same

**Smith, Allen;** '72-73; F; 6-5; #44/41; Chicago, Ill./Lindblom



Ralph Simpson averaged 29.0 points per game, the second-best single season average, in 1969-70.

**Smith, Antonio;** '96-97CoC-98CoC-99 QuaC; F; 6-8; #13; Flint/Northern

**Smith, Brandon;** '99-00-01; G; 5-10; #10; Rochester, N.Y./Pittsford Sutherland

**Smith, Daniel R.;** '50; F; 6-0; #12; Gary, Ind./Horace Mann

**Smith, Joseph F.;** '35-36; G; \$; #12; \$/\$

**Smith, Kevin R.;** '80-81-82 CoC; G; 6-2; #5; Birmingham/Brother Rice

**Smith, Louis J.;** '26-27; F; \$; no #; Muskegon/\$

**Smith, Robby D.;** 2008-09-10; Mgr.; Saginaw

**Smith, Steve;** '88-89-90CoC-91CoC; G; 6-7; #21 (ret.); Detroit/Pershing

**Snider, Irving J.;** '18-19; F; \$; no #; Elkton/\$

**Snodgrass, James A.;** '49-50-51C; G; 6-1; #11; Pierceton, Ind./Same

**Snow, Eric;** '92-93-94-95CoC; G; 6-3; #13; Canton, Ohio/McKinley

**Sparvero, Robert P.;** '62; F; 6-2; #20; Pittsburgh, Pa./Baldwin

**Spaulding, Don D.;** '69; Mgr.; Benton Harbor/\$

**Spencer, Norman M.;** '10-12-13; G; \$; no #; Saginaw/\$

**Spiller, Eric;** '86-88-89-90; Mgr; Southfield/Same

**Squires, Justin;** 2001-02-03-04; Mgr.; Scottville

**Stackhouse, Keith L.;** '52-53-54C; G; 6-1; #14; Plymouth, Ind./Bourbon

**Stauffer, Gordon C.;** '50-51-52; G; 6-0; #18; Fort Wayne, Ind./South

**Steffee, Donald K.;** '45-46; \$; \$; #8; \$/\$

**Steffen, Raymond B.;** '49-50-51; C; 6-4; #14; Flint/Central



## ALL-TIME LETTERWINNERS

**Steigenga, Matt**; '89-90-91-92 CoC; F; 6-7; #35; Grand Rapids/South Christian

**Stelmaszek, Mike**; '89-90-91-92; Mgr.; Canton

**Stepler, Harrison**; '68-69; G; 6-3; #31; St. Louis, Mo./McKinley

**Stephens, Dwayne**; '90-91-92-93CoC; F; 6-7; #31; Ferndale/Same

**Stephens, Keith**; 2001-02-03-04-05-06; Mgr.; Detroit

**Stevens, Robert L.**; '48-49; F; 5-11; #8; Sidney, Ind./Same

**Stoll, Paul**; '76; F/G; 6-2; #21; Bath/Same

**Stone, Fred A., Jr.**; '42-43-47; C; 6-6; #4; Chicago, Ill./Hirsch

**Stouffer, James P.**; '58-59; G; 6-0; #14; Pierceton, Ind./Same

**Strong, Lawrence F.**; '58; Mgr.; Houston, Tex.

**Stupak, Ken**; 2000; Mgr.; Menominee

**Summers, Durrell L.**; 2008-09-10-11; G; 6-4; #15; Detroit/Redford Covenant

**Sutherland, Donald M.**; '53; Mgr.; Plymouth

**Suton, Goran**; 2006-07-08-09; C; 6-10; #14; Lansing/Everett

**Swanson, Hugo**; '22; G; S; no #; Ishpeming/\$

**Sweda, Jon-Paul**; '94-95-96-97; Mgr; Detroit

**Sweeney, Joe**; 2012; G; 6-0; #34; Toms River, N.J./Toms River North

## T

**Taylor, Marcus**; 2001-02TriC; G; 6-3; #1; Lansing/Waverly

**Taylor, Neal C.**; '37; Mgr.; Albion/\$

**Thedos, Dean J.**; '77-78; Mgr.; Chicago, Ill./\$



Matt Steigenga lettered from 1988-92 and was a co-captain in 1992.

**Thierry, Aaron**; '97-98; Mgr.; Lake Orion

**Thomann, Frederick J.**; '62-63-64; C; 6-9; #34; Taylor/Taylor Center

**Thomas, David**; '97-98-00-01; G; 6-7; #11; Brampton, Ont./Notre Dame

**Thomas, Jalin**; 2014-15-16-17; Mgr; Grand Ledge

**Thornton, Austin**; 2009-10-11-12CoC; G; 6-5; #13; Sand Lake/Cedar Springs

**Thornton, Michael**; 2005; Mgr.; Shelby

**Tibaldi, Bryan J.**; 2007-08Mgr.-09Mgr.; G; 6-1; #10; Traverse City/West

**Tillman, Xavier**; 2018-19; F; 6-8; #23; Grand Rapids, Mich./GR Christian

**Torbert, Kelvin D.**; 2002-03-04TriC-05 QuaC; G; 6-4; #23; Flint/Northwestern

**Totten, Edward C.**; '28-29; C; S; no #; Detroit/\$

**Tower, Benjamin G.**; '81-82-83-84CoC; F; 6-8; #20; Saranac/Same

**Tower, Ray R.**; '02-03; S; S; no #; Belding/\$

**Towner, John H.**; '48; Mgr.; Lansing/\$

**Trannon, Matthew H.**; 2004-05-06; F; 6-6; Flint/Northern

**Trice, Travis**; 2012-13-14-15TriC; G; 6-0; #20; Huber Heights, Ohio/Wayne

**Troff, Jeffrey L.**; '75; C; 6-7; #42; Holt/Same

**Tuttle, H. Foley**; '03-04-05; G; S; no #; Detroit/\$

## U

**Ulmer, John D.**; '59-60; Mgr.; Bluffton, Ind./\$

## V

**Valentine, Carlton**; '85-86-87-88TriC; F; 6-5; #45; Washington, D.C./DeMatha

**Valentine, Denzel**; 2013-14-15TriC-16TriC; G; 6-5; #45; Lansing/Sexton

**Valentine, Drew**; 2014-15; Mgr; Lansing

**Van Dyk, Matt**; 2016-17; F; 6-5; #30; Imlay City/Imlay City

**Vandenbussche, Kevin M.**; '76-77; G; 6-4; #15/23; Sterling Heights/Stevenson

**Vanderjagt, Mark L.**; '65; F/C; 6-6; #23; Cedar Grove, Wis./Same

**VanderLende, Jeff J.**; '71; F/C; 6-7; #32; Grand Rapids/East Christian

**VanderRoest, Nicholas**; '32-33-34; C/F; \*; #8; S/\$

**Vanek, Greg**; '85; F; 6-6; #20; Okemos/Same

**VanFassen, Arnold B.**; '33-34-35C; C/F; \*; #22; S/\$

**VanHammen, Steven J.**; '80-81; Mgr.; Grand Rapids/\$

**VanPelt, Brad**; '71-72; F; 6-5; #10; Owosso/Same



Marcus Taylor was a tri-captain in 2001-02.

**VanRhee, Cory**; '96-97-98-99; Mgr.; Holland

**VanZylen, James**; '28-39-30C; F; \*; no #; S/\$

**Vatz, Abe M.**; '12-13-14; F; S; no #; Pittsburgh, Pa./\$

**Vaydik, Frank J.**; '35; C; S; #17; S/\$

**Vevia, Paul G.**; '16-17; F; \*; no #; Muskegon/\$

**Vincent, Daniel**; 2003-04-05-06; Mgr.; Jamestown, N.Y.

**Vincent, James S. (Sam)**; '82-83-84-85CoC; G; 6-2; #11; Lansing/Eastern

**Vincent, Jay F.**; '78-79-80-81CoC; F/C; 6-8; #31 (ret.); Lansing/Eastern

**Vissing, Paul R.**; '47; Mgr.; Jackson/\*

**Vondette, Roy W.**; '06-07-08C; S; S; no #; Saginaw/\$

**Vondette, William L.**; '32-33; G; S; #14; S/\$

## W

**Waldron, Donald**; '46-47-48; G; 5-11; #6/15; Milwaukee, Wis./Shorewood

**Walker, Horace**; '59-60C; F/C; 6-3; #15; Chester, Pa./Same

**Walker, Ralph**; '83-84-85-86; F; 6-8; #15; Southfield/Same

**Walton, Travis**; 2006-07CoC-08CoC-09CoC; G; 6-2; #5; Lima, Ohio/Lima Senior

**Ward, Lloyd**; '68-69-70CoC; G; 5-11; #11; Romulus/Same





## ALL-TIME LETTERWINNERS

**Ward, Nick;** 2017-18-19; F; 6-8; #44;  
Gahanna, Ohio/Lincoln

**Warren, John;** '67; Mgr.; Ypsilanti/\$

**Washington, Brock;** 2018-19; G; 6-0;  
#14; Southfield, Mich./  
Southfield Christian

**Washington, Stanley;** '64-65-66; G/F;  
6-3; #24; Detroit/Northwestern

**Watters, Casey;** 2016-17-18; Mgr.;  
Rockford

**Watts, Robert H.;** '52; Mgr.; Detroit/\$

**Weathers, Ray;** '95-96-97; G; 6-3; #5;  
Jackson/Jackson

**Webb, Tanya W.;** '76-77; C; 6-7; #42;  
Augusta, Ark./Same

**Webber, Jason;** '97; G; 6-5; #14;  
Farmington/Country Day

**Weber, Joseph A., Jr.;** '71-72; Mgr.;  
Creve Coeur, Mo./St. Louis Univ. HS

**Wedgworth, George H.;** '50; Mgr.; \$/\$  
**Weshinskey, Kris;** '91-92-93-94CoC; G;  
6-3; #3; Okemos/Loudon Valley (Va.)

**Wesley, Charles;** 2012-13; Mgr.,  
Hudsonville

**Wesling, Richard M.;** '52-53; G; 5-11;  
#9; Milwaukee, Wis./Messmer

**Wessells, Phillip H.;** '05; \$; \$; no #;  
Flint/\$

**Westerman, Leslie;** '06-07; \$; \$; no #;  
Adrian/\$

**Westrick, Brian P.;** 2002-03; F; 6-5;  
#52; Grand Ledge/Same

**Wetzel, Keenan;** 2012-13-14-15; G;  
6-4; #15; Monroe, Mich./St. Mary  
Catholic Central

**Weyland, Robert;** '43; Mgr.;  
Wauwatosa, Wis./\$

**White, Benny A.;** '73-74-75-76; G; 5-9;  
#23; Detroit/Northern

**White, Curtis;** '35-36; F; \$; #19;  
East Lansing/\$

**White, Jillian;** 2019; Mgr.; East Lansing/\$

**White, Oliver G.;** '43-46C-47; G/F; 6-0;  
#8; Cleveland, Ohio/Shaw

**Wilcox, Frederick;** '22; F; \$; no #;  
Rockford, Ill./\$

**Wiley, DuJuan;** '97-98; C, 6-9, #55;  
Detroit/Osborn

**Wiley, Milton;** '76; G; 5-11; #12;  
Belleville, Ill./Same

**Wilkinson, Dorian C.;** '36-37; C; \$;  
#20; \$/\$

**Wilkinson, Harry;** '43; Mgr.;  
Milwaukee, Wis./\$

**Williams, Edward L. (Ted);** '61-62-63;  
C; 6-7; #33; Stroudsburg, Pa./Same

**Williams, Leonard;** '78; G; 6-0; #24;  
Chicago, Ill./Harrison

**Willis, Kevin A.;** '82-83-84CoC; 7-0;  
#42; Detroit/Pershing

**Wilson, Adam;** 2000; Mgr.; Plymouth

**Wilson, Edgar P.;** '74-75-76-77; F/G;  
6-5; #33; Dowagiac/Union



**Kevin Willis** was a co-captain in 1984 and led MSU in rebounding in 1982-83 and 1983-84.

**Wilson, Patrick J.;** '55-56-57; G; 6-0;  
#35; Lapeer/Same

**Winston, Cassius;** 2017-18-19; G; 6-0;  
#5; Detroit/University of Detroit Jesuit

**Wishart, George;** 2001-02-03-04; Mgr.;  
Belleville

**Wolfe, Adam;** 2001-02-03; F; 6-9; #3;  
Westerville, Ohio/South

**Wolfe, Todd;** '87-88-89-90; G/F; 6-5;  
#24; Arlington Heights, Ill./  
Mt. Prospect

**Wollenman, Colby;** 2012-14-15-16; F;  
6-6; #40/41; Big Horn, Wyo./Big Horn

**Wood, Brandon;** 2012; G; 6-2; #30;  
Kokomo, Ind./Kokomo

**Wood, William W.;** '16; \$; \$; no #; Lawton/  
Same

**Worthington, Bobby;** '87-88; F; 6-7; #43;  
Zion, Ill./Zion-Benton

**Wright, Ed;** '87-88 Tric; G/F; 6-6; #35;  
Lorain, Ohio/Same

**Wulf, Jack;** '47-48-49C; C; 6-8; #15;  
Chicago, Ill./Senn

## Y

**Young, John;** '60; F; 6-1; #32; South Haven/  
Covert

## Z

**Zimmerman, Matt;** '93-94-95-96; Mgr.;  
Grand Rapids

**Zulauf, Jon;** '90-91-92-93; F; 6-6; #25;  
Port Huron/Same





# POSTSEASON HISTORY

## BIG TEN TOURNAMENT HISTORY



**BIG**  
MEN'S BASKETBALL  
TOURNAMENT  
NEW YORK CITY 2018

The 1997-98 season saw the first Big Ten Men's Basketball Tournament. Since then, the tournament has become an exciting part of the conference season. Although Michigan State lost its first tournament game, it did capture back-to-back Big Ten Tournament Championships in 1999 and 2000 en route to a pair of Final Four appearances and a National Championship. The Spartans have won four of the last eight tournaments, capturing the title in 2012, 2014,

2016 and 2019, and are the only program to hold six tournament titles.

The tournament provides tremendous exposure for the conference as every game is televised on national television. In addition, the Big Ten Tournament ranks among the nation's best in attendance. In 20 years, nearly two million fans have been part of the tournament.

The 2019-20 basketball season will feature the 23rd-annual Big Ten Men's Basketball Tournament. This year's tournament returns to Bankers Life Fieldhouse in Indianapolis for the 11th time. This will be the first time back in Indianapolis since 2016. Bankers Life has hosted in 2002, 2004, 2006 from 2008-12 and in 2014. The first four tournaments were held at United Center in Chicago, as were the 2003, 2005, 2007, 2013, 2015 and 2019 tournaments. The 2017 Tournament was held in the Verizon Center in Washington, D.C. and the 2018 event at Madison Square Garden in New York City. Chicago will host again in 2021, with the tournament returning to Indianapolis in 2022.



Cassius Winston (Most Outstanding Player) and Kenny Goins helped MSU to the program's sixth Big Ten Tournament title in 2019.



Michigan State celebrated its first Big Ten Tournament championship in 1999.



Mateen Cleaves and Morris Peterson led MSU to the 2000 Big Ten Tournament title.



The Spartans returned to the championship platform in 2012.



Branden Dawson and Gary Harris celebrate the 2014 tournament championship.





**BIG TEN TOURNAMENT HISTORY**

**BIG TEN TOURNAMENT RECORD: 32-16**

**CHAMPIONSHIPS: 6** (1999, 2000, 2012, 2014, 2016, 2019)

**1998 CHICAGO - NO. 1 SEED (0-1)**

3/6/98	Quarterfinals	Minnesota (8)	L	76-73
--------	---------------	---------------	---	-------

**1999 CHICAGO - NO. 1 SEED (3-0) -**

**BIG TEN CHAMPIONS**

3/5/99	Quarterfinals	Northwestern (8)	W	61-59
3/6/99	Semifinals	Wisconsin (4)	W	56-41
3/7/99	Finals	Illinois (11)	W	67-50

**2000 CHICAGO - NO. 2 SEED (3-0) -**

**BIG TEN CHAMPIONS**

3/10/00	Quarterfinals	Iowa (7)	W	75-65
3/11/00	Semifinals	Wisconsin (6)	W	55-46
3/12/00	Finals	Illinois (4)	W	76-61

**2001 CHICAGO - NO. 2 SEED (0-1)**

3/19/01	Quarterfinals	Penn State (7)	L	65-63
---------	---------------	----------------	---	-------

**2002 INDIANAPOLIS - NO. 5 SEED (0-1)**

3/8/02	Quarterfinals	Indiana (4)	L	67-56
--------	---------------	-------------	---	-------

**2003 CHICAGO - NO. 5 SEED (1-1)**

3/14/03	Quarterfinals	Purdue (4)	W	54-42
3/15/03	Semifinals	Ohio State (8)	L	55-54

**2004 INDIANAPOLIS - NO. 3 SEED (1-1)**

3/12/04	Quarterfinals	Northwestern (6)	W	68-55
3/13/04	Semifinals	Wisconsin (2)	L	68-66

**2005 CHICAGO - NO. 2 SEED (0-1)**

3/11/05	Quarterfinals	Iowa (7)	L	71-69
---------	---------------	----------	---	-------

**2006 INDIANAPOLIS - NO. 6 SEED (2-1)**

3/9/06	First Round	Purdue (11)	W	70-58
3/10/06	Quarterfinals	Illinois (3)	W	61-56
3/9/06	Semifinals	Iowa (2)	L	53-48

**2007 CHICAGO - NO. 7 SEED (1-1)**

3/8/07	First Round	Northwestern (10)	W	62-57
3/9/07	Quarterfinals	Wisconsin (2)	L	70-57

**2008 INDIANAPOLIS - NO. 4 SEED (1-1)**

3/14/08	Quarterfinals	Ohio State (5)	W	67-60
3/15/08	Semifinals	Wisconsin (1)	L	65-63

**2009 INDIANAPOLIS - NO. 1 SEED (1-1)**

3/13/09	Quarterfinals	Minnesota (8)	W	64-56
3/14/09	Semifinals	Ohio State (5)	L	82-70

**2010 INDIANAPOLIS - NO. 3 SEED (0-1)**

3/12/10	Quarterfinals	Minnesota (6)	L	72-67, OT
---------	---------------	---------------	---	-----------

**2011 INDIANAPOLIS - NO. 7 SEED (2-1)**

3/10/11	First Round	Iowa (10)	W	85-66
3/11/11	Quarterfinals	Purdue (2)	W	74-56
3/12/11	Semifinals	Penn State (6)	L	61-48

**2012 INDIANAPOLIS - NO. 1 SEED (3-0) -**

**BIG TEN CHAMPIONS**

3/9/12	Quarterfinals	Iowa (8)	W	92-75
3/10/12	Semifinals	Wisconsin (4)	W	65-52
3/11/12	Finals	Ohio State (3)	W	68-64

**2013 CHICAGO - NO. 3 SEED (1-1)**

3/15/13	Quarterfinals	Iowa (6)	W	59-56
3/16/13	Semifinals	Ohio State (2)	L	61-58

**2014 INDIANAPOLIS - NO. 3 SEED (3-0) -**

**BIG TEN CHAMPIONS**

3/14/14	Quarterfinals	Northwestern (11)	W	67-51
3/15/14	Semifinals	Wisconsin (2)	W	83-75
3/16/14	Finals	Michigan (1)	W	69-55

**2015 CHICAGO - NO. 3 SEED (2-1)**

3/13/15	Quarterfinals	Ohio State (7)	W	76-67
3/14/15	Semifinals	Maryland (2)	W	62-58
3/15/15	Finals	Wisconsin (1)	L	80-69, OT

**2016 INDIANAPOLIS - NO. 2 SEED (3-0) -**

**BIG TEN CHAMPIONS**

3/11/16	Quarterfinals	Ohio State (6)	W	81-54
3/12/16	Semifinals	Maryland (3)	W	64-61
3/13/16	Finals	Purdue (4)	W	66-62

**2017 WASHINGTON - NO. 5 SEED (1-1)**

3/9/17	Second Round	Penn State (13)	W	78-51
3/10/17	Quarterfinals	Minnesota (4)	L	63-58

**2018 NEW YORK - NO. 1 SEED (1-1)**

3/2/18	Quarterfinals	Wisconsin (9)	W	63-60
3/3/18	Semifinals	Michigan (5)	L	64-75

**2019 CHICAGO, ILL. - NO. 1 SEED (3-0)**

**BIG TEN CHAMPIONS**

3/15/19	Quarterfinals	Ohio State (8)	W	77-70
3/16/19	Semifinals	Wisconsin (4)	W	67-55
3/17/19	Finals	Michigan (3)	W	65-60



Draymond Green was Most Outstanding Player in 2012, leading MSU to its third tournament crown.



Branden Dawson was named Most Outstanding Player of the 2014 Tournament, averaging 15.0 points on .750 FG%.



Denzel Valentine was named the Big Ten Tournament Most Outstanding Player, averaging 17.3 ppg, 9.0 apg and 8.7 rpg in three games in 2016.





## BIG TEN TOURNAMENT RECORDS

## INDIVIDUAL

POINTS	NO.	DATE (OPPONENT)
1. Kalin Lucas	30	March 11, 2011 (Purdue)
2. Drew Neitzel	28	March 14, 2008 (Ohio State)
3. Matt McQuaid	27	March 17, 2019 (Michigan)

FIELD GOALS	NO.	DATE (OPPONENT)
1. Draymond Green	10	March 10, 2011 (Iowa)
2. Cassius Winston	9	March 16, 2019 (Wisconsin)
Denzel Valentine	9	March 13, 2015 (Ohio State)
Drew Neitzel	9	March 14, 2008 (Ohio State)

FIELD-GOAL ATT.	NO.	DATE (OPPONENT)
1. Draymond Green	23	March 10, 2011 (Iowa)
2. Miles Bridges	20	March 10, 2017 (Minnesota)
3. Drew Neitzel	18	March 15, 2008 (Wisconsin)
Maurice Ager	18	March 11, 2006 (Iowa)
Marcus Taylor	18	March 8, 2002 (Indiana)
Mateen Cleaves	18	March 10, 1998 (Minnesota)

FG PCT. (MIN. 10 ATT.)	NO.	DATE (OPPONENT)
1. Adreian Payne	.700 (7-10)	March 15, 2014 (Wis.)
Paul Davis	.700 (7-10)	March 10, 2006 (Illinois)
3. Brandon Dawson	.667 (8-12)	March 14, 2014 (NW)

FREE THROWS	NO.	DATE (OPPONENT)
1. Kalin Lucas	10	March 11, 2011 (Purdue)
2. Cassius Winston	9	March 15, 2019 (Ohio State)
Raymar Morgan	9	March 12, 2010 (Minnesota)
Paul Davis	9	March 11, 2006 (Iowa)

FREE-THROW ATT.	NO.	DATE (OPPONENT)
1. Raymar Morgan	14	March 12, 2010 (Minnesota)
2. Draymond Green	12	March 10, 2012 (Wisconsin)
3. Nick Ward	11	March 10, 2017 (Minnesota)
Kalin Lucas	11	March 11, 2011 (Purdue)
Paul Davis	11	March 11, 2006 (Iowa)

FT PCT. (MIN. 8 ATT.)	NO.	DATE (OPPONENT)
1. Cassius Winston	1.000 (9-9)	March 15, 2019 (Ohio State)
2. Kalin Lucas	.909 (10-11)	March 11, 2011 (Pur.)
3. Kalin Lucas	.875 (7-8)	March 14, 2009 (Ohio St.)
Andre Hutson	.875 (7-8)	March 9, 2001 (Penn St.)

3-PT FIELD GOALS	NO.	DATE (OPPONENT)
1. Matt McQuaid	7	March 17, 2019 (Michigan)
2. Drew Neitzel	6	March 14, 2008 (Ohio State)
3. Drew Neitzel	5	March 8, 2007 (Northwestern)
Maurice Ager	5	March 11, 2006 (Iowa)

3-PT FG ATT.	NO.	DATE (OPPONENT)
1. Matt McQuaid	13	March 17, 2019 (Michigan)
2. Drew Neitzel	12	March 14, 2008 (Ohio State)
3. Miles Bridges	11	March 10, 2017 (Minnesota)
Mateen Cleaves	11	March 6, 1998 (Minnesota)

REBOUNDS	NO.	DATE (OPPONENT)
1. Draymond Green	16	March 10, 2012 (Wisconsin)
2. Draymond Green	14	March 10, 2011 (Iowa)
3. Draymond Green	13	March 11, 2011 (Purdue)
Antonio Smith	13	March 7, 1999 (Illinois)

ASSISTS	NO.	DATE (OPPONENT)
1. Cassius Winston	11	March 17, 2019 (Michigan)
Mateen Cleaves	11	March 6, 1999 (Wisconsin)
2. Mateen Cleaves	10	March 7, 1999 (Illinois)
Denzel Valentine	10	March 12, 2016 (Maryland)

STEALS	NO.	DATE (OPPONENT)
1. Kalin Lucas	5	March 12, 2010 (Minnesota)
2. Jason Richardson	4	March 9, 2001 (Penn State)
3. Twelve occasions with 3 steals		

BLOCKS	NO.	DATE (OPPONENT)
1. Adreian Payne	4	March 11, 2012 (Ohio State)
Delvon Roe	4	March 11, 2011 (Purdue)
Matt Costello	4	March 13, 2016 (Purdue)

## TEAM

POINTS	NO.	DATE
1. vs. Iowa	92	March 9, 2012
2. vs. Wisconsin	83	March 15, 2014
3. vs. Ohio State	81	March 11, 2016

FIELD GOALS	NO.	DATE
1. vs. Iowa	32	March 9, 2012
2. vs. Ohio State	31	March 11, 2016
3. vs. Ohio State	29	March 13, 2015
vs. Wisconsin	29	March 15, 2014

FIELD-GOAL ATT.	NO.	DATE
1. vs. Ohio State	71	March 14, 2009
2. vs. Ohio State	64	March 11, 2016
3. vs. Ohio State	61	March 13, 2015

FIELD-GOAL PCT.	NO.	DATE
1. vs. Northwestern	.619 (26-42)	March 12, 2004
2. vs. Iowa	.582 (32-55)	March 9, 2012
3. vs. Northwestern	.579 (22-38)	March 8, 2007

FREE THROWS	NO.	DATE
1. vs. Purdue	25	March 11, 2011
vs. Minnesota	25	March 6, 1998
3. vs. Iowa	20	March 9, 2012

FREE-THROW ATT.	NO.	DATE
1. vs. Minnesota	34	March 12, 2010
2. vs. Minnesota	33	March 6, 1998
3. vs. Purdue	31	March 11, 2011
vs. Minnesota	31	March 13, 2009

FREE-THROW PCT.	NO.	DATE
1. vs. Wisconsin	1.000 (9-9)	March 15, 2015
2. vs. Maryland	.933 (14-15)	March 12, 2016
3. vs. Illinois	.895 (17-19)	March 12, 2000

3-PT FIELD GOALS	NO.	DATE
1. vs. Penn State	10	March 9, 2017
2. vs. Michigan	9	March 17, 2019
vs. Wisconsin	9	March 16, 2019
vs. Ohio State	9	March 11, 2012

3-PT FG ATT.	NO.	DATE
1. vs. Minnesota	30	March 10, 2017
2. vs. Michigan	23	March 17, 2019
vs. Penn State	23	March 12, 2011
vs. Iowa	23	March 11, 2006
vs. Ohio State	23	March 11, 2016

REBOUNDS	NO.	DATE
1. vs. Wisconsin	44	March 17, 2019
vs. Penn State	44	March 9, 2017
3. vs. Minnesota	42	March 6, 1998

ASSISTS	NO.	DATE
1. vs. Ohio State	23	March 13, 2015
2. vs. Illinois	21	March 12, 2000
3. vs. Ohio State	20	March 15, 2019
vs. Northwestern	20	March 8, 2007
vs. Northwestern	20	March 12, 2004
vs. Illinois	20	March 7, 1999

STEALS	NO.	DATE
1. vs. Minnesota	11	March 12, 2010
2. vs. Ohio State	10	March 11, 2016
3. vs. Iowa	9	March 15, 2013
vs. Ohio State	9	March 14, 2009
vs. Illinois	9	March 7, 1999
vs. Northwestern	9	March 5, 1999

BLOCKS	NO.	DATE
1. vs. Purdue	10	March 14, 2003
2. Six occasions with 8 blocks		



**NCAA TOURNAMENT HISTORY**

**NCAA TOURNAMENT APPEARANCES: 33**

**NCAA TOURNAMENT RECORD: 69-32**

**FINAL FOUR APPEARANCES: 10**

(1957, 1979, 1999, 2000, 2001, 2005, 2009, 2010, 2015, 2019)

**NCAA CHAMPIONSHIPS: 2** (1979, 2000)

**1957 MIDEAST REGION (2-2) - FINAL FOUR**

3/15/57	Regional Semifinal (Lexington, Ky.)	Notre Dame	W	85-83
3/16/57	Regional Final (Lexington, Ky.)	Kentucky	W	80-68
3/22/57	National Semifinal (Kansas City, Mo.)	North Carolina	L	74-70 (30T)
3/23/57	National Consolation (Kansas City, Mo.)	San Francisco	L	67-60

**1959 MIDEAST REGION (1-1)**

3/13/59	Regional Semifinal (Evanston, Ill.)	Marquette	W	74-69
3/14/59	Regional Final (Evanston, Ill.)	Louisville	L	88-81

**1978 MIDEAST REGION (2-1)**

3/11/78	First Round (Indianapolis, Ind.)	Providence	W	77-63
3/16/78	Regional Semifinal (Dayton, Ohio)	Western Kentucky	W	90-69
3/18/78	Regional Final (Dayton, Ohio)	Kentucky	L	52-49

**1979 MIDEAST REGION - NO. 2 SEED (5-0) - NCAA CHAMPIONS**

3/11/79	Second Round (Murfreesboro, Tenn.)	Lamar (10)	W	95-64
3/16/79	Regional Semifinal (Indianapolis, Ind.)	Louisiana State (3)	W	87-71
3/18/79	Regional Final (Indianapolis, Ind.)	Notre Dame (1)	W	80-68
3/24/79	National Semifinal (Salt Lake City, Utah)	Pennsylvania (9)	W	101-67
3/26/79	National Final (Salt Lake City, Utah)	Indiana State (1)	W	75-64

**1985 MIDWEST REGION - NO. 10 SEED (0-1)**

3/15/85	First Round (Houston, Texas)	Ala.-Birmingham (7)	L	70-68
---------	------------------------------	---------------------	---	-------

**1986 MIDWEST REGION - NO. 5 SEED (2-1)**

3/13/86	First Round (Dayton, Ohio)	Washington (12)	W	72-70
3/15/86	Second Round (Dayton, Ohio)	Georgetown (4)	W	80-68
3/21/86	Regional Semifinal (Kansas City, Mo.)	Kansas (1)	L	96-86 (OT)

**1990 SOUTHEAST REGION - NO. 1 SEED (2-1)**

3/15/90	First Round (Knoxville, Tenn.)	Murray State (16)	W	75-71 (OT)
3/17/90	Second Round (Knoxville, Tenn.)	UC Santa Barbara (9)	W	62-58
3/23/90	Regional Semifinal (New Orleans, La.)	Georgia Tech (4)	L	81-80 (OT)

**1991 WEST REGION - NO. 5 SEED (1-1)**

3/15/91	First Round (Tucson, Ariz.)	UW-Green Bay (12)	W	60-58
3/17/91	Second Round (Tucson, Ariz.)	Utah (4)	L	85-84 (20T)

**1992 MIDWEST REGION - NO. 5 SEED (1-1)**

3/20/92	First Round (Dayton, Ohio)	SW Missouri St. (12)	W	61-54
3/22/92	Second Round (Dayton, Ohio)	Cincinnati (4)	L	72-65

**1994 SOUTHEAST REGION - NO. 7 SEED (1-1)**

3/18/94	First Round (St. Petersburg, Fla.)	Seton Hall (10)	W	84-73
3/20/94	Second Round (St. Petersburg, Fla.)	Duke (2)	L	85-74

**1995 SOUTHEAST REGION - NO. 3 SEED (0-1)**

3/17/95	First Round (Tallahassee, Fla.)	Weber State (14)	L	79-72
---------	---------------------------------	------------------	---	-------

**1998 EAST REGION - NO. 4 SEED (2-1)**

3/12/98	First Round (Hartford, Conn.)	Eastern Michigan (13)	W	83-71
3/14/98	Second Round (Hartford, Conn.)	Princeton (5)	W	63-56
3/19/98	Regional Semifinal (Greensboro, N.C.)	North Carolina (1)	L	73-58



Greg Kelsner led all scorers with 19 points vs. Kentucky in 1978.



Averaging nearly 25 points, Scott Skiles led MSU to the 1986 Sweet 16.



Steve Smith scored 32 points in MSU's heartbreaking overtime loss to Georgia Tech in the 1990 Regional Semifinals.



## NCAA TOURNAMENT HISTORY



Mateen Cleaves helped MSU advance to the 1998 Sweet 16 for the first time since 1990.



Andre Hutson is MSU's all-time leader in points and rebounds in NCAA Tournament games.



Paul Davis slams home the game-tying basket vs. Maryland in 2003.

**1999 MIDWEST REGION - NO. 1 SEED (4-1) - FINAL FOUR**

3/12/99	First Round (Milwaukee, Wis.)	Mount St. Mary's (16)	W	76-53
3/14/99	Second Round (Milwaukee, Wis.)	Mississippi (9)	W	74-66
3/19/99	Regional Semifinal (St. Louis, Mo.)	Oklahoma (13)	W	54-46
3/21/99	Regional Final (St. Louis, Mo.)	Kentucky (3)	W	73-66
3/27/99	National Semifinal (St. Petersburg, Fla.)	Duke (1)	L	68-62

**2000 MIDWEST REGION - NO. 1 SEED (6-0) - NCAA CHAMPIONS**

3/16/00	First Round (Cleveland, Ohio)	Valparaiso (16)	W	65-38
3/18/00	Second Round (Cleveland, Ohio)	Utah (8)	W	73-61
3/23/00	Regional Semifinal (Auburn Hills, Mich.)	Syracuse (4)	W	75-58
3/25/00	Regional Final (Auburn Hills, Mich.)	Iowa State (2)	W	75-64
4/1/00	National Semifinal (Indianapolis, Ind.)	Wisconsin (8)	W	53-41
4/3/00	National Final (Indianapolis, Ind.)	Florida (5)	W	89-76

**2001 SOUTH REGION - NO. 1 SEED (4-1) - FINAL FOUR**

3/16/01	First Round (Memphis, Tenn.)	Alabama State (16)	W	69-35
3/18/01	Second Round (Memphis, Tenn.)	Fresno State (9)	W	81-65
3/23/01	Regional Semifinal (Atlanta, Ga.)	Gonzaga (12)	W	77-62
3/25/01	Regional Final (Atlanta, Ga.)	Temple (11)	W	69-62
3/31/01	National Semifinal (Minneapolis, Minn.)	Arizona (2)	L	80-61

**2002 EAST REGION - NO. 10 SEED (0-1)**

3/15/02	First Round (Washington, D.C.)	N. Carolina St. (7)	L	69-58
---------	--------------------------------	---------------------	---	-------

**2003 SOUTH REGION - NO. 7 SEED (3-1)**

3/21/03	First Round (Tampa, Fla.)	Colorado (10)	W	79-64
3/23/03	Second Round (Tampa, Fla.)	Florida (2)	W	68-46
3/28/03	Regional Semifinal (San Antonio, Texas)	Maryland (6)	W	60-58
3/30/03	Regional Final (San Antonio, Texas)	Texas (1)	L	85-76

**2004 ST. LOUIS REGION - NO. 7 SEED (0-1)**

3/18/04	First Round (Seattle, Wash.)	Nevada (10)	L	72-66
---------	------------------------------	-------------	---	-------

**2005 AUSTIN REGION - NO. 5 SEED (4-1) - FINAL FOUR**

3/18/05	First Round (Worcester, Mass.)	Old Dominion (12)	W	89-81
3/20/05	Second Round (Worcester, Mass.)	Vermont (13)	W	72-61
3/25/05	Regional Semifinal (Austin, Texas)	Duke (1)	W	78-68
3/27/05	Regional Final (Austin, Texas)	Kentucky (2)	W	94-88 (20T)
4/2/05	National Semifinal (St. Louis, Mo.)	North Carolina (1)	L	87-71

**2006 WASHINGTON D.C. REGION - NO. 6 SEED (0-1)**

3/17/06	First Round (Dayton, Ohio)	George Mason (11)	L	75-65
---------	----------------------------	-------------------	---	-------

**2007 EAST REGION - NO. 9 SEED (1-1)**

3/15/07	First Round (Winston-Salem, N.C.)	Marquette (8)	W	61-49
3/17/07	Second Round (Winston-Salem, N.C.)	North Carolina (1)	L	81-67

**2008 SOUTH REGIONAL - NO. 5 SEED (2-1)**

3/20/08	First Round (Denver, Colo.)	Temple (12)	W	72-61
3/22/08	Second Round (Denver, Colo.)	Pittsburgh (4)	W	65-54
3/28/08	Regional Semifinal (Houston, Texas)	Memphis (1)	L	92-74

**2009 MIDWEST REGIONAL - NO. 2 SEED (5-1) - FINAL FOUR**

3/20/09	First Round (Minneapolis, Minn.)	Robert Morris (15)	W	77-62
3/22/09	Second Round (Minneapolis, Minn.)	USC (10)	W	74-69
3/27/09	Regional Semifinal (Indianapolis, Ind.)	Kansas (3)	W	67-62
3/29/09	Regional Final (Indianapolis, Ind.)	Louisville (1)	W	64-52
4/4/09	National Semifinal (Detroit, Mich.)	Connecticut (1)	W	82-73
4/6/09	National Final (Detroit, Mich.)	North Carolina (1)	L	89-72

**2010 MIDWEST REGION - NO. 5 SEED (4-1) - FINAL FOUR**

3/19/10	First Round (Spokane, Wash.)	New Mexico St. (12)	W	70-67
---------	------------------------------	---------------------	---	-------



**NCAA TOURNAMENT HISTORY**

3/21/10	Second Round (Spokane, Wash.)	Maryland (4)	W	85-83
3/26/10	Regional Semifinal (St. Louis, Mo.)	Northern Iowa (9)	W	59-52
3/28/10	Regional Final (St. Louis, Mo.)	Tennessee (6)	W	70-69
4/3/10	National Semifinal (Indianapolis, Ind.)	Butler (5)	L	52-50

**2011 SOUTHEAST REGION - NO. 10 SEED (0-1)**

3/17/11	Second Round (Tampa, Fla.)	UCLA (7)	L	78-76
---------	----------------------------	----------	---	-------

**2012 WEST REGION - NO. 1 SEED (2-1)**

3/16/12	Second Round (Columbus, Ohio)	LIU Brooklyn (16)	W	89-67
3/18/12	Third Round (Columbus, Ohio)	Saint Louis (9)	W	65-61
3/22/12	Regional Semifinal (Phoenix, Ariz.)	Louisville (4)	L	57-44

**2013 MIDWEST REGION - NO. 3 SEED (2-1)**

3/21/13	Second Round (Auburn Hills, Mich.)	Valparaiso (14)	W	65-54
3/23/13	Third Round (Auburn Hills, Mich.)	Memphis (6)	W	70-48
3/29/13	Regional Semifinal (Indianapolis, Ind.)	Duke (2)	L	71-61

**2014 EAST REGION - NO. 4 SEED (3-1)**

3/20/14	Second Round (Spokane, Wash.)	Delaware (13)	W	93-78
3/22/14	Third Round (Spokane, Wash.)	Harvard (12)	W	80-73
3/28/14	Regional Semifinal (New York, N.Y.)	Virginia (9)	W	61-59
3/30/14	Regional Final (New York, N.Y.)	Connecticut (7)	L	60-54

**2015 EAST REGION - NO. 7 SEED (4-1) - FINAL FOUR**

3/20/15	Second Round (Charlotte, N.C.)	Georgia (10)	W	70-63
3/22/15	Third Round (Charlotte, N.C.)	Virginia (2)	W	60-54
3/27/15	Regional Semifinal (Syracuse, N.Y.)	Oklahoma (3)	W	62-58
3/29/15	Regional Final (Syracuse, N.Y.)	Louisville (4)	W	76-70 (OT)
4/4/15	National Semifinal (Indianapolis, Ind.)	Duke (1)	L	81-61

**2016 MIDWEST REGION - NO. 2 SEED (0-1)**

3/18/16	First Round (St. Louis, Mo.)	Middle Tenn. St. (15)	L	81-90
---------	------------------------------	-----------------------	---	-------

**2017 MIDWEST REGION - NO. 9 SEED (1-1)**

3/17/17	First Round (Tulsa, Okla.)	Miami (8)	W	78-58
3/19/17	Second Round (Tulsa, Okla.)	Kansas (1)	L	90-70

**2018 MIDWEST REGION - NO. 2 SEED (1-1)**

3/16/18	First Round (Detroit, Mich.)	Bucknell (14)	W	82-78
3/18/18	Second Round (Detroit, Mich.)	Syracuse (10)	L	53-55

**2019 EAST REGION - NO. 2 SEED (4-1) - FINAL FOUR**

3/21/19	First Round (Des Moines, Iowa)	Bradley (15)	W	76-65
3/23/19	First Round (Des Moines, Iowa)	Minnesota (10)	W	70-50
3/29/19	Regional Semifinal (Washington, D.C.)	LSU (3)	W	80-63
3/31/19	Regional Semifinal (Washington, D.C.)	Duke (1)	W	68-67
4/6/19	National Semifinal (Minneapolis, Minn.)	Texas Tech (3)	L	51-61



Goran Suton was named MVP of the 2009 Midwest Regional.



Xavier Tillman was named to the NCAA East Regional All-Tournament Team in 2019.

**MSU NCAA TOURNAMENT CAREER LEADERS**

POINTS	NO.	GAMES	REBOUNDS	NO.	GAMES	ASSISTS	NO.	GAMES
1. Andre Hutson	232	19 games	1. Andre Hutson	121	19 games	1. Mateen Cleaves	78	14 games
2. Mateen Cleaves	207	14 games	2. Johnny Green	118	6 games	2. Earvin Johnson	76	8 games
3. Greg Kelsner	192	8 games	3. Draymond Green	116	15 games	3. Kalin Lucas	56	12 games
4. Morris Peterson	191	14 games	4. Goran Suton	104	12 games	4. Drew Neitzel	50	11 games
5. Durrell Summers	178	15 games	5. Charlie Bell	96	19 games	5. Draymond Green	49	15 games
6. Draymond Green	171	15 games	6. Branden Dawson	93	12 games	6. Denzel Valentine	48	13 games
Charlie Bell	171	19 games	7. Greg Kelsner	90	8 games	7. Charlie Bell	42	19 games
8. Maurice Ager	166	11 games	8. Paul Davis	90	11 games	8. Travis Walton	41	12 games
9. Kalin Lucas	164	12 games	9. Morris Peterson	82	14 games	9. Mark Montgomery	37	7 games
10. Raymar Morgan	156	16 games	10. Raymar Morgan	80	16 games	10. Chris Hill	33	11 games
			Denzel Valentine	80	13 games			





## NCAA TOURNAMENT RECORDS

## INDIVIDUAL

POINTS	NO.	DATE (OPPONENT)
1. Adreian Payne	41	March 20, 2014 (Delaware)
2. Greg Kelsner	34	March 18, 1979 (Notre Dame)
3. Steve Smith	32	March 23, 1990 (Georgia Tech)
Jay Vincent	32	March 15, 1985 (UAB)

FIELD GOALS	NO.	DATE (OPPONENT)
1. Greg Kelsner	15	March 18, 1979 (Notre Dame)
2. Steve Smith	13	March 23, 1990 (Georgia Tech)
Sam Vincent	13	March 15, 1985 (UAB)

FIELD-GOAL ATT.	NO.	DATE (OPPONENT)
1. Drew Neitzel	27	March 17, 2007 (N. Carolina)
2. Greg Kelsner	25	March 18, 1979 (Notre Dame)
3. Cassius Winston	23	March 31, 2019 (Duke)
Shawn Respert	23	March 17, 1995 (Weber State)
Sam Vincent	23	March 15, 1985 (UAB)

FG PCT. (MIN. 10 ATT.)	NO.	DATE (OPPONENT)
1. Earvin Johnson	.900 (9-10)	March 24, 1979 (Penn)
Greg Kelsner	.900 (9-10)	March 11, 1978 (Prov.)
Matt Costello	.900 (9-10)	March 18, 2016 (MTSU)

FREE THROWS	NO.	DATE (OPPONENT)
1. Adreian Payne	17	March 20, 2014 (Delaware)
2. Earvin Johnson	14	March 16, 1979 (LSU)
3. Shawn Respert	13	March 18, 1994 (Seton Hall)

FREE-THROW ATT.	NO.	DATE (OPPONENT)
1. Adreian Payne	17	March 20, 2014 (Delaware)
2. Earvin Johnson	15	March 16, 1979 (LSU)
3. Shawn Respert	14	March 18, 1994 (Seton Hall)

FT PCT. (MIN. 10 ATT.)	NO.	DATE (OPPONENT)
1. Adreian Payne	1.000 (17-17)	March 20, 2014 (Del.)
Maurice Ager	1.000 (10-10)	April 2, 2005 (UNC)
3. Earvin Johnson	.933 (14-15)	March 16, 1979 (LSU)

3-PT FIELD GOALS	NO.	DATE (OPPONENT)
1. Shawn Respert	7	March 17, 1995 (Weber State)
2. Durrell Summers	6	March 21, 2010 (Maryland)
Drew Neitzel	6	March 17, 2007 (N. Carolina)

3-PT FG ATT.	NO.	DATE (OPPONENT)
1. Drew Neitzel	17	March 17, 2007 (N. Carolina)
Shawn Respert	17	March 17, 1995 (Weber State)
3. Marcus Taylor	13	March 15, 2002 (N. Carolina St.)

REBOUNDS	NO.	DATE (OPPONENT)
1. Johnny Green	27	March 15, 1957 (Notre Dame)
2. Johnny Green	23	March 14, 1959 (Louisville)
3. Johnny Green	19	March 22, 1957 (N. Carolina)

ASSISTS	NO.	DATE (OPPONENT)
1. Earvin Johnson	14	March 16, 1978 (W. Kentucky)
2. Earvin Johnson	13	March 18, 1979 (Notre Dame)
3. Earvin Johnson	12	March 16, 1979 (LSU)
Denzel Valentine	12	March 18, 2016 (MTSU)

STEALS	NO.	DATE (OPPONENT)
1. Korie Lucious	5	March 28, 2010 (Tennessee)
Raymar Morgan	5	April 4, 2009 (Connecticut)
Goran Suton	5	March 27, 2009 (Kansas)
Alan Anderson	5	March 25, 2005 (Duke)
Eric Snow	5	March 18, 1994 (Seton Hall)

BLOCKS	NO.	DATE (OPPONENT)
1. Adreian Payne	5	March 23, 2013 (Memphis)
2. Branden Dawson	4	March 29, 2015 (Louisville)
Branden Dawson	4	March 22, 2015 (Virginia)
Greg Kelsner	4	March 24, 1979 (Penn)

## TEAM

POINTS	NO.	DATE
1. vs. Penn	101	March 24, 1979
2. vs. Lamar	95	March 11, 1979
3. vs. Kentucky	94	March 27, 2005

FIELD GOALS	NO.	DATE
1. vs. Lamar	42	March 11, 1979
2. vs. LIU Brooklyn	40	March 16, 2012
3. vs. Penn	38	March 24, 1979

FIELD-GOAL ATT.	NO.	DATE
1. vs. Notre Dame	91	March 15, 1957
2. vs. Kentucky	87	March 16, 1957
3. vs. Louisville	84	March 14, 1959

FIELD-GOAL PCT.	NO.	DATE
1. vs. Providence	.635 (33-52)	March 11, 1978
2. vs. Indiana State	.605 (26-43)	March 24, 1979
3. vs. Washington	.596 (31-52)	March 13, 1986

FREE THROWS	NO.	DATE
1. vs. Old Dominion	28	March 18, 2005
vs. Georgetown	28	March 13, 1986
3. vs. LSU	27	March 16, 1979

FREE-THROW ATT.	NO.	DATE
1. vs. Old Dominion	36	March 18, 2005
vs. LSU	36	March 16, 1979
vs. North Carolina	36	March 22, 1957

FREE-THROW PCT.	NO.	DATE
1. vs. Bradley	.962 (25-26)	March 21, 2019
2. vs. N.C. State	.944 (17-18)	March 15, 2002
vs. Cincinnati	.944 (17-18)	March 22, 1992

3-PT FIELD GOALS	NO.	DATE
1. vs. LSU	13	March 29, 2019
2. vs. Connecticut	11	March 30, 2014
vs. Florida	11	April 3, 2000
vs. Syracuse	11	March 23, 2000
vs. MTSU	11	March 18, 2016

3-PT FG ATTEMPTS	NO.	DATE
1. vs. LSU	32	March 29, 2019
2. vs. Connecticut	29	March 30, 2014
3. vs. Oklahoma	27	March 27, 2015

REBOUNDS	NO.	DATE
1. vs. North Carolina	68	March 22, 1957
2. vs. San Francisco	60	March 23, 1957
vs. Notre Dame	60	March 15, 1957

ASSISTS	NO.	DATE
1. vs. Western Kentucky	25	March 16, 1978
2. vs. Indiana State	24	March 26, 1979
vs. Penn	24	March 24, 1979

STEALS	NO.	DATE
1. vs. Kansas	13	March 27, 2009
vs. Duke	13	March 25, 2005
3. vs. Seton Hall	12	March 18, 1994

BLOCKS	NO.	DATE
1. vs. UCLA	8	March 17, 2011
vs. Tennessee	8	March 28, 2010
vs. Gonzaga	8	March 23, 2001



NCAA TOURNAMENT FACTOIDS

CONSECUTIVE NCAA TOURNAMENTS ALL-TIME

SCHOOL	APPEARANCES
1. Kansas	30
2. North Carolina	27
3. Duke	24
4. Michigan State	22
5. Gonzaga	21

CONSECUTIVE NCAA TOURNAMENTS ACTIVE STREAK

SCHOOL	APPEARANCES
1. Kansas	30
2. Duke	24
3. Michigan State	22
4. Gonzaga	21
5. North Carolina/Cincinnati	9

NCAA CHAMPIONSHIPS

SCHOOL	TITLES
1. UCLA	11
2. Kentucky	8
3. North Carolina	6
4. Duke	5
Indiana	5
6. Connecticut	4
7. Villanova	3
Kansas	3
Louisville	3

10. Seven tied at 2, including MSU

FINAL FOUR APPEARANCES

SCHOOL	APPEARANCES
1. North Carolina	20
2. UCLA	17
Kentucky	17
4. Duke	16
5. Kansas	15
6. Ohio State	11
7. Michigan State	10
8. Louisville	8
Indiana	8

FINAL FOUR APPEARANCES SINCE 1999

SCHOOL	APPEARANCES
1. Michigan State	8
2. North Carolina	6
3. Connecticut	5
Duke	5
Kansas	5
6. Florida	4
Kentucky	4
8. Five tied at three	

NCAA TOURNAMENT WINNING PCT.

SCHOOL	PCT. (W-L)
1. Duke	.750 (114-38)
2. North Carolina	.728 (126-47)
3. UCLA	.716 (101-40)
4. Kentucky	.713 (129-52)
5. Florida	.710 (44-18)
6. Kansas	.697 (108-47)
7. Michigan	.684 (54-25)
8. Michigan State	.683 (69-32)
9. Connecticut	.663 (57-29)
10. Indiana	.660 (66-34)

CONSECUTIVE FINAL FOUR APPEARANCES

COACH	APPEARANCES
1. John Wooden	9
2. Mike Krzyzewski	5
3. Eight tied at 3, including Tom Izzo	

NCAA TOURNAMENT SERIES RECORDS

OPPONENT	MSU RECORD	OPPONENT	MSU RECORD
Ala.-Birmingham	0-1	Mount St. Mary's	1-0
Alabama State	1-0	Nevada	0-1
Arizona	0-1	New Mexico State	1-0
Bradley	1-0	North Carolina	0-5
Bucknell	1-0	North Carolina State	0-1
Butler	0-1	Northern Iowa	1-0
Cincinnati	0-1	Notre Dame	2-0
Colorado	1-0	Oklahoma	2-0
Connecticut	1-1	Old Dominion	1-0
Delaware	1-0	Pennsylvania	1-0
Duke	2-4	Pittsburgh	1-0
Eastern Michigan	1-0	Princeton	1-0
Florida	2-0	Providence	1-0
Fresno State	1-0	Robert Morris	1-0
George Mason	0-1	Saint Louis	1-0
Georgetown	1-0	San Francisco	0-1
Georgia	1-0	Seton Hall	1-0
Georgia Tech	0-1	SW Missouri State	1-0
Gonzaga	1-0	Syracuse	1-1
Harvard	1-0	Temple	2-0
Indiana State	1-0	Tennessee	1-0
Iowa State	1-0	Texas	0-1
Kansas	1-2	Texas Tech	1-0
Kentucky	3-1	UCLA	0-1
Lamar	1-0	UC-Santa Barbara	1-0
LIU Brooklyn	1-0	USC	1-0
Louisiana State	2-0	Utah	1-1
Louisville	2-2	Valparaiso	2-0
Marquette	2-0	Vermont	1-0
Maryland	2-0	Virginia	2-0
Memphis	1-1	Washington	1-0
Miami	1-0	Weber State	0-1
Middle Tennessee State	0-1	Western Kentucky	1-0
Minnesota	1-0	Wisconsin	1-0
Mississippi	1-0	UW-Green Bay	1-0

TOURNAMENT SITE WIN-LOSS RECORDS

SITE	MSU RECORD	SITE	MSU RECORD
Atlanta, Ga.	2-0	Minneapolis, Minn.	2-2
Auburn Hills, Mich.	4-0	Murfreesboro, Tenn.	1-0
Austin, Texas	2-0	New Orleans, La.	0-1
Charlotte, N.C.	2-0	New York, N.Y.	1-1
Cleveland, Ohio	2-0	Phoenix, Ariz.	0-1
Columbus, Ohio	2-0	Salt Lake City, Utah	2-0
Dayton, Ohio	4-3	San Antonio, Texas	1-1
Denver, Colo.	2-0	St. Louis, Mo.	4-2
Des Moines, Iowa	2-0	St. Petersburg, Fla.	1-2
Detroit, Mich.	2-2	Seattle, Wash.	0-1
Evanston, Ill.	1-1	Spokane, Wash.	4-0
Greensboro, N.C.	0-1	Syracuse, N.Y.	2-0
Hartford, Conn.	2-0	Tallahassee, Fla.	0-1
Houston, Texas	0-2	Tampa, Fla.	2-1
Indianapolis, Ind.	7-3	Tucson, Ariz.	1-1
Kansas City, Mo.	0-3	Tulsa, Okla.	1-1
Knoxville, Tenn.	2-0	Washington, D.C.	2-1
Lexington, Ky.	2-0	Winston-Salem, N.C.	1-1
Memphis, Tenn.	2-0	Worcester, Mass.	2-0
Milwaukee, Wis.	2-0		

ALL-TIME FINAL FOUR APPEARANCES

COACH	APPEARANCES
1. John Wooden	12
Mike Krzyzewski	12
3. Dean Smith	11
4. Roy Williams	9
5. Tom Izzo	8

HIGHEST NCAA TOURNAMENT WINNING PERCENTAGE - ACTIVE

COACH	PCT. (W-L)
1. Mike Krzyzewski	.763 (97-30)
2. Roy Williams	.752 (79-26)
3. John Calipari	.734 (47-17)
4. Tom Izzo	.712 (52-21)
5. Bill Self	.705 (48-20)

\* Records adjusted for vacated years



## 1957 FINAL FOUR



In its first appearance in the NCAA Tournament, it did not take long for Michigan State to find success. In their first game of the tournament, the Spartans took on Notre Dame in Lexington, Ky. MSU took control of the game in the second half and held on through a late Notre Dame rally to advance to the Regional Finals, 85-83. Next up for MSU was the home team, third-ranked Kentucky. The Spartans came back from 12 down at the half to defeat the Wildcats, 80-68, and advance to the Final Four in their first NCAA appearance.

MSU's semifinal game was against top-ranked North Carolina, and the two teams played one of the greatest games in Four Final history. The Spartans battled to the end, but the Tar Heels were just too strong and took the game in three overtimes, 74-70. MSU dropped the consolation game to San Francisco, 67-60, to finish fourth. Johnny Green had an amazing tournament, averaging 19.3 boards per game. His 77 rebounds set an NCAA tournament record for most rebounds in four games, while his average ranks fourth all-time in tournament history. Green earned All-Tournament honors for his performance, and he and Jack Quiggle were also named to the All-Regional Team.



**TOP OF PAGE:** Coach Forddy Anderson's team included Jack Quiggle, Harry Lux, Larry Hedden, George Ferguson, Chuck Bencie and Bob Anderegg. **FAR ABOVE LEFT:** Larry Hedden posted a double-double against North Carolina in the 1957 Final Four. **ABOVE AND LEFT:** Johnny Green and Jack Quiggle earned NCAA Tournament All-Regional honors in 1957.



## NATIONAL SEMIFINAL

## NORTH CAROLINA 74 - MICHIGAN STATE 70 (3OT)

March 22, 1957 - Kansas City, Mo.

MICHIGAN STATE	FG	FT	REB	PF	TP
Jack Quiggle	6-21	8-10	10	1	20
Johnny Green	4-12	3-6	19	2	11
George Ferguson	4-8	2-3	1	5	10
Larry Hedden	4-20	6-7	15	5	14
Pat Wilson	0-3	2-2	5	1	2
Robert Anderegg	2-7	3-6	3	2	7
Chuck Bencie	1-6	0-0	2	1	2
David Scott	2-3	0-2	3	1	4
<b>TOTALS</b>	<b>23-80</b>	<b>24-36</b>	<b>65</b>	<b>18</b>	<b>70</b>

NORTH CAROLINA	FG	FT	REB	PF	TP
Lennie Rosenbluth	11-42	7-9	3	1	29
Bob Cunningham	9-18	3-5	12	5	21
Pete Brennan	6-16	2-4	17	5	14
Tommy Kearns	1-8	4-5	6	4	6
Joe Quigg	0-1	2-3	4	5	2
Danny Lotz	0-0	0-1	4	1	0
Bob Young	1-3	0-1	2	1	2
Roy Searcy	0-0	0-0	1	0	0
<b>TOTALS</b>	<b>28-88</b>	<b>18-28</b>	<b>54</b>	<b>22</b>	<b>74</b>

Halftime: 29-29

Regulation score: 58-58

First overtime: 64-64

Second overtime: 66-66

Officials: Ogden and Lightner

Attendance: N/A

## NATIONAL CONSOLATION

## SAN FRANCISCO 67 - MICHIGAN STATE 60

March 23, 1957 - Kansas City, Mo.

MICHIGAN STATE	FG	FT	REB	PF	TP
Johnny Green	4-9	1-1	13	5	9
George Ferguson	4-11	6-9	11	2	14
Larry Hedden	4-10	1-2	5	5	9
Pat Wilson	3-6	0-1	0	1	6
Harry Lux	2-2	1-1	3	2	5
Robert Anderegg	2-8	3-4	4	5	7
David Scott	2-6	0-1	3	1	4
Chuck Bencie	0-5	0-0	4	1	0
Jack Quiggle	2-6	2-2	4	1	6
<b>TOTALS</b>	<b>23-63</b>	<b>14-21</b>	<b>60</b>	<b>23</b>	<b>60</b>

SAN FRANCISCO	FG	FT	REB	PF	TP
Art Day	6-14	0-3	6	3	12
Al Dunbar	4-9	1-4	3	4	9
Gene Brown	8-18	6-11	7	3	22
Mike Farmer	4-12	8-9	2	1	16
Mike Preaseau	2-6	4-4	6	4	8
Jack King	0-2	0-0	0	2	0
Bill Mallen	0-0	0-0	1	0	0
Dave Lillevand	0-1	0-0	1	0	0
<b>TOTALS</b>	<b>24-62</b>	<b>19-31</b>	<b>35</b>	<b>17</b>	<b>67</b>

Halftime: San Francisco, 33-30

Officials: Ogden and Lightner

Attendance: N/A

1979 FINAL FOUR



Michigan State opened its championship run with a 95-64 pounding of Lamar, led by Earvin Johnson's triple-double and Greg Kelsner's 31 points. After defeating LSU, MSU met up with top seed Notre Dame in the Regional Final in what was being called the game to decide the NCAA Championship. The Spartans jumped out to a big lead early

en route to an 80-68 victory. Kelsner led the way with 34 points, earning All-Region MVP honors, while Johnson joined him on the All-Regional Team.

In the Final Four, the Spartans took on Pennsylvania, who entered the tournament as a nine seed. Johnson recorded his second triple-double of the tournament as MSU led 50-17 at the half, finishing with a tournament team record of 101 points in a 101-67 win. In the championship game, the Spartans took on No. 1-ranked and unbeaten Indiana State, led by Larry Bird. The Spartans jumped out to a big first-half lead on their way to capturing the school's first National Championship, 75-64. Kelsner and Johnson were both named to the All-Tournament Team, while Johnson was named Most Outstanding Player and earned a spot on the All-Decade Team.



TOP and ABOVE LEFT: Earvin "Magic" Johnson helped Michigan State advance to the championship game by recording the only triple-double in Spartan Final Four history. ABOVE RIGHT: Greg Kelsner helped hold Larry Bird to just 7-of-21 shooting in the championship game, while averaging 23.5 points in two games.

NATIONAL SEMIFINAL

NO. 2 MICHIGAN STATE 101 - NO. 9 PENN 67

March 24, 1979 - Salt Lake City, Utah

MICHIGAN STATE	FG	FT	REB	PF	TP	A	TO	B	S	MIN
Michael Brkovich, f	6-10	0-0	1	4	12	3	1	0	1	23
Greg Kelsner, f	12-19	4-6	9	2	28	3	3	4	1	33
Ron Charles, c	2-2	0-0	6	0	4	0	2	2	0	19
Terry Donnelly, g	3-5	0-0	3	0	6	3	0	0	0	24
Earvin Johnson, g	9-10	11-12	10	2	29	10	4	0	3	35
Jay Vincent	0-1	3-4	1	2	3	0	1	0	0	9
Rob Gonzalez	1-5	0-0	3	2	2	1	3	0	1	22
Michael Longaker	2-2	0-0	2	0	4	1	1	0	2	10
Greg Lloyd	0-2	6-7	1	1	6	1	2	0	2	7
Rick Kaye	2-2	1-3	2	1	5	1	1	0	0	7
Jaimie Huffman	0-0	0-1	2	2	0	1	1	0	0	5
Gerald Gilkie	0-1	0-0	1	1	0	0	0	0	0	3
Don Brkovich	1-1	0-1	1	1	2	0	0	0	0	3
Team	3									
TOTALS	38-60	25-34	45	22	101	24	19	6	10	200

PENNSYLVANIA	FG	FT	REB	PF	TP	A	TO	B	S	MIN
Tony Price, f	7-18	4-4	7	5	18	0	2	0	1	21
Tim Smith, f	0-6	0-0	0	5	0	0	2	0	0	19
Matt White, c	5-12	3-4	11	1	13	1	1	0	1	27
James Salters, g	1-5	0-0	1	2	2	3	2	0	0	25
Bobby Willis, g	4-13	1-3	6	2	9	6	5	1	3	30
Vincent Ross	2-6	0-0	6	3	4	0	2	1	0	17
Ken Hall	3-8	0-1	2	2	6	1	3	0	2	14
Angelo Reynolds	1-3	0-0	0	3	2	0	0	0	0	2
Tom Leifsen	0-1	1-2	4	0	1	0	2	0	0	16
Ted Flick	0-6	6-6	2	3	6	1	1	0	1	15
David Jackson	1-2	4-4	1	0	6	0	3	0	0	8
Ed Kuhl	0-2	0-0	0	0	0	0	1	0	0	3
Tom Condon	0-0	0-0	2	2	0	0	0	0	0	3
Team	2									
TOTALS	24-82	19-24	44	31	67	12	24	2	8	200

Halftime: Michigan State, 50-17

Officials: Buckiewicz, Weiler and Silvester

Attendance: N/A

NATIONAL CHAMPIONSHIP

NO. 2 MICHIGAN STATE 75 - NO. 1 INDIANA STATE 64

March 26, 1979 - Salt Lake City, Utah

MICHIGAN STATE	FG	FT	REB	PF	TP	A	TO	B	S	MIN
Michael Brkovich, f	1-2	3-7	4	1	5	1	5	0	0	40
Greg Kelsner, f	7-13	5-6	8	4	19	9	1	2	2	32
Ron Charles, c	3-3	1-2	7	5	7	0	1	0	1	31
Terry Donnelly, g	5-5	5-6	4	2	15	0	2	0	1	39
Earvin Johnson, g	8-15	8-10	7	3	24	5	6	0	1	35
Jay Vincent	2-5	1-2	2	4	5	0	1	0	1	19
Rob Gonzalez	0-0	0-0	0	0	0	0	0	0	0	3
Michael Longaker	0-0	0-0	0	0	0	0	0	0	0	1
Team	2									
TOTALS	26-43	23-33	34	19	75	15	16	2	6	200

INDIANA STATE	FG	FT	REB	PF	TP	A	TO	B	S	MIN
Brad Miley, f	0-0	0-1	3	1	0	0	0	0	0	25
Alex Gilbert, f	2-3	0-4	4	4	4	0	1	1	0	21
Larry Bird, f	7-21	5-8	13	3	19	2	6	1	5	40
Carl Nicks, g	7-14	3-6	2	5	17	4	2	0	1	36
Steve Reed, g	4-9	0-0	0	4	8	9	0	0	0	36
Bob Heaton	4-14	2-2	6	2	10	2	0	0	0	22
Leroy Staley	2-2	0-1	3	2	4	0	0	0	0	18
Rich Nemcek	1-1	0-0	0	3	2	1	1	0	0	2
Team	3									
TOTALS	27-64	10-22	34	24	64	18	10	2	6	200

Halftime: Michigan State, 37-28

Officials: Nichols, Muncy, and Wirtz

Attendance: 15,410





## 1999 FINAL FOUR



Michigan State returned to the NCAA Tournament in 1999 with lofty aspirations. For just the second time in school history, MSU was a No. 1 seed. The Spartans easily handled Mount St. Mary's in the first round, 76-53. The second round was more of a challenge, as the Spartans fought off a stubborn Mississippi squad, 74-66. In the Sweet 16, State took on Oklahoma in a defensive struggle, pulling away late for a 54-46 victory.

In the Regional Final, MSU played national power and defending National Champion Kentucky. Twenty-one years earlier, the Wildcats kept MSU out of the Final Four, defeating the Spartans in the 1978 Regional Final. MSU fell behind early, 17-4, but rallied to close the gap to one at the half. The comeback was completed in the second half as Morris Peterson's 19 points and 10 rebounds led four players in double figures. The Midwest Regional's Most Outstanding Player, Peterson knocked down six straight free throws in the last 30 seconds to clinch a 73-66 win. Peterson was joined on the All-Regional Team by A.J. Granger and Mateen Cleaves.

In its first Final Four appearance since 1979, MSU took on Duke in the semifinal game. The Blue Devils led by two at half, but cold shooting doomed MSU in the second, falling 68-62.

## NATIONAL SEMIFINAL

## NO. 1 DUKE 68 - NO. 1 MICHIGAN STATE 62

March 27, 1999 - St. Petersburg, Fla.

MICHIGAN STATE	FG	3FG	FT	O-D-R	PF	TP	A	T	B	S	MIN
Antonio Smith, f	3-7	0-0	0-0	5-5	10	5	6	0	0	0	34
Jason Klein, f	2-6	1-3	0-0	1-1	2	5	0	0	0	1	14
Andre Hutson, f	6-8	0-0	1-1	1-4	5	2	13	1	1	0	24
Mateen Cleaves, g	5-16	2-9	0-2	2-1	3	12	10	5	0	1	36
Charlie Bell, g	0-2	0-0	2-4	2-1	3	2	1	1	0	0	23
Morris Peterson, f	6-17	0-2	3-4	4-4	8	5	15	1	0	0	30
Thomas Kelley	2-8	0-1	0-0	1-3	4	2	4	0	0	0	14
A.J. Granger	2-6	1-3	0-0	1-3	4	2	5	0	1	0	20
Doug Davis	0-0	0-0	0-0	0-0	0	0	0	0	0	0	5
Team	10-1										
TOTALS	26-70	4-18	6-11	18-22	40	24	62	13	9	0	200

DUKE	FG	3FG	FT	O-D-R	PF	TP	A	T	B	S	MIN
Chris Carrawell, f	3-8	1-1	6-12	1-3	4	0	13	1	3	0	30
Shane Battier, f	2-5	0-3	1-2	4-2	6	3	5	1	1	2	33
Elton Brand, c	7-10	0-0	4-5	4-11	15	4	18	1	3	1	29
William Avery, g	6-14	2-4	0-1	1-4	5	0	14	0	4	0	35
Trajan Langdon, g	3-9	1-4	0-1	2-4	6	2	7	3	1	0	37
Corey Maggette	3-7	0-1	3-6	2-2	4	0	9	0	0	0	17
Chris Burgess	0-1	0-0	0-0	2-2	4	2	0	1	0	2	12
Nate James	1-2	0-0	0-0	0-0	0	0	2	0	0	0	7
Team	0-0-0										
TOTALS	25-56	4-13	14-27	16-28	44	11	68	7	12	5	200

Halftime: Duke, 32-30

Officials: David Libbey, Curtis Shaw, John Cahill Attendance: 41,340



**FAR RIGHT:** Morris Peterson led MSU with 15 points. **RIGHT:** Andre Hutson scored 13 against All-American Elton Brand. **TOP:** Tom Izzo and Antonio Smith celebrate a victory over UK in the Midwest Regional Final, advancing to the Final Four. **ABOVE RIGHT:** Spartan fans enjoyed the Florida sun. **ABOVE:** Smith scores two points on this emphatic dunk.



2000 FINAL FOUR

NATIONAL SEMIFINAL

NO. 1 MICHIGAN STATE 53 - NO. 8 WISCONSIN 41

April 1, 2000 - Indianapolis, Ind.

MICHIGAN STATE	FG	3FG	FT	O-D-R	PF	TP	A TO	B	S	M IN
Andre Hutson, c	3-7	0-0	4-5	6-4-10	2	10	0	3	0	32
Morris Peterson, f	7-15	2-8	4-4	3-4-7	3	20	0	1	0	1 33
A.J. Granger, f	0-3	0-1	1-2	1-6-7	4	1	1	3	0	32
Mateen Cleaves, g	1-7	0-0	9-11	0-4-4	3	11	1	4	0	2 36
Charlie Bell, g	2-9	0-3	0-0	2-6-8	2	4	2	2	0	0 30
Jason Richardson	0-0	0-0	0-0	0-0-0	1	0	0	0	0	0 10
David Thomas	0-0	0-0	0-0	0-0-0	0	0	0	0	0	0 3
Mike Chappell	2-4	0-2	1-1	0-0-0	1	5	0	2	0	2 9
Aloysius Anagnonye	1-1	0-0	0-0	1-1-2	2	2	0	1	0	0 12
Adam Ballinger	0-0	0-0	0-0	0-1-1	0	0	0	0	1	0 3
Team				1-2-3						
<b>TOTALS</b>	<b>16-46</b>	<b>2-14</b>	<b>19-23</b>	<b>14-28-42</b>	<b>18</b>	<b>53</b>	<b>4</b>	<b>14</b>	<b>3</b>	<b>3 200</b>

WISCONSIN	FGA	3FG	FT	O-D-R	PF	TP	A TO	B	S	M IN
Andy Kowske, f	1-2	0-0	0-2	0-0-0	4	2	0	0	4	0 20
Mike Kelley, f	1-2	0-1	0-0	0-7-7	3	2	3	0	0	2 30
Mark Vershaw, c	2-11	0-1	1-1	1-1-2	3	5	3	1	0	0 31
Jon Bryant, g	1-5	0-3	0-0	0-1-1	3	2	1	2	0	0 27
Roy Boone, g	6-9	1-1	5-6	1-2-3	2	18	0	5	0	0 25
Charlie Willis	1-4	0-1	0-0	0-1-1	2	2	0	0	0	0 19
Duany Duany	0-2	0-1	0-0	0-0-0	0	0	0	1	0	0 11
Maurice Linton	0-4	0-1	0-0	0-1-1	0	0	0	2	0	0 10
Travon Davis	1-1	1-1	1-2	0-2-2	2	4	1	0	0	0 10
Kirk Penney	2-3	2-3	0-0	0-2-2	0	6	0	0	0	0 14
Erik Faust	0-0	0-0	0-0	0-0-0	0	0	0	0	0	0 1
Robert Smith	0-0	0-0	0-0	0-0-0	0	0	0	0	0	0 1
Julian Swartz	0-0	0-0	0-0	0-0-0	0	0	0	0	0	0 1
Team				0-1-1						
<b>TOTALS</b>	<b>15-43</b>	<b>4-13</b>	<b>7-11</b>	<b>2-18-20</b>	<b>19</b>	<b>41</b>	<b>8</b>	<b>11</b>	<b>4</b>	<b>2 200</b>

Halftime: Michigan State, 19-17

Officials: John Clougherty, Andre Patillo, Tim Higgins

Attendance: 43,116

NATIONAL CHAMPIONSHIP

NO. 1 MICHIGAN STATE 89 - NO. 5 FLORIDA 76

April 3, 2000 - Indianapolis, Ind.

MICHIGAN STATE	FG	3FG	FT	O-D-R	PF	TP	A TO	B	S	M IN
Andre Hutson, c	2-4	0-0	2-2	0-1-1	4	6	3	1	0	0 23
Morris Peterson, f	7-14	3-8	4-6	1-1-2	3	21	5	3	0	1 32
A.J. Granger, f	7-11	3-5	2-2	2-7-9	2	19	1	2	0	0 34
Mateen Cleaves, g	7-11	3-4	1-1	0-2-2	1	18	4	2	0	0 31
Charlie Bell, g	3-6	1-2	2-3	3-5-8	2	9	5	2	0	2 33
Jason Richardson	4-7	0-0	1-2	1-1-2	1	9	0	0	0	1 16
Aloysius Anagnonye	0-0	0-0	0-0	2-1-2	4	0	0	2	1	0 12
Mike Chappell	2-4	1-3	0-0	1-0-1	0	5	0	1	0	1 7
Adam Ballinger	1-1	0-0	0-0	0-0-0	2	0	0	0	0	0 7
David Thomas	0-0	0-0	0-0	1-0-1	1	0	1	0	0	0 5
Brandon Smith	0-0	0-0	0-0	0-0-0	0	0	0	0	0	0 0
Steve Cherry	0-0	0-0	0-0	0-0-0	0	0	0	0	0	0 0
Mat Ishbia	0-1	0-0	0-0	0-0-0	0	0	0	0	0	0 0
Team				1-2-3						
<b>TOTALS</b>	<b>33-59</b>	<b>11-22</b>	<b>12-16</b>	<b>12-20-32</b>	<b>20</b>	<b>89</b>	<b>19</b>	<b>14</b>	<b>1</b>	<b>5 200</b>

FLORIDA	FG	3FG	FT	O-D-R	PF	TP	A TO	B	S	M IN
Brent Wright, f	5-8	0-1	3-5	4-6-10	4	13	4	1	0	1 29
Mike Miller, f	2-5	1-2	5-6	1-2-3	0	10	2	0	0	0 31
Udonis Haslem, c	10-12	0-0	7-7	2-0-2	4	27	0	3	1	0 28
Teddy Dupay, g	0-4	0-2	0-0	0-0-0	2	0	1	0	0	0 15
Justin Hamilton, g	0-1	0-1	0-0	0-0-0	1	0	0	0	0	0 14
Brett Nelson	4-10	3-6	0-0	1-3-4	1	11	3	3	0	2 26
Matt Bonner	0-3	0-2	0-0	1-2-3	1	0	0	0	0	0 7
Kenyan Weeks	1-3	1-1	0-0	1-0-1	2	3	1	1	0	2 22
Donnell Harvey	3-11	0-0	3-4	4-2-6	2	9	0	2	1	0 16
Major Parker	1-3	1-3	0-0	0-0-0	2	3	2	1	0	0 12
Team				1-0-1						
<b>TOTALS</b>	<b>26-60</b>	<b>6-18</b>	<b>18-22</b>	<b>15-15-30</b>	<b>19</b>	<b>76</b>	<b>13</b>	<b>13</b>	<b>2</b>	<b>5 200</b>

Halftime: Michigan State, 43-32

Officials: James Burr, Gerald Bourdeaux, David Hall Attendance: 43,116



The 2000 Spartans entered the NCAA Tournament determined to win a National Championship. For the second year in a row, they were a No. 1 seed, led by a trio of experienced seniors, Mateen Cleaves, Morris Peterson and A.J. Granger. The Spartans had little trouble in their first round matchup, holding Valparaiso to 25 percent (13-of-52) shooting in a 65-38 victory. In the second round against Utah, Cleaves scored 21 points to rally MSU from a 35-32 halftime deficit and defeat the Utes, 73-61.

In the Regional Semifinal, MSU took on the fourth-seeded Syracuse Orangemen. SU took a 34-24 halftime lead and led by as many as 11 points with 15 minutes remaining. A halftime locker room tirade by Cleaves must have worked, however, as MSU finished the game by outscoring the Orangemen, 37-9, a run that was capped off with 17 unanswered points. In the Regional Final, No. 2-seed Iowa State held a nine-point lead with a little over five minutes to go. Once again, Michigan State used a late-game rally, outscoring the Cyclones, 23-5, over the final 5:49 in a 75-64 decision. Cleaves, Granger, Peterson and Andre Hutson all found a spot on the All-Regional Team, with Peterson earning Most Outstanding Player honors.

In the Final Four, MSU faced Wisconsin for the fourth time of the season. With a slim 19-17 lead at the break, Peterson took over in the second half, scoring 10 points in a 13-2 run to pull away from the Badgers. Against Florida in the title game, the Spartans opened an 11-point halftime lead. Early in the second half, Cleaves got tangled up with Florida's Teddy Dupay, injuring Cleaves' ankle and forcing him back to the locker room. Leading by six, MSU got five straight points from Mike Chappell and held a bigger lead when Cleaves returned four and a half minutes later. State never looked back, capturing its second National Championship in school history with an 89-76 victory. Cleaves was named Most Outstanding Player of the Final Four and was joined by Charlie Bell, Peterson and Granger on the All-Tournament Team.



ABOVE: The Spartans are presented the 2000 NCAA Championship trophy.

## 2001 FINAL FOUR



## NATIONAL SEMIFINAL

NO. 2 ARIZONA 80 - NO. 1 MICHIGAN STATE 61

March 31, 2001 - Minneapolis, Minn.

MICHIGAN STATE	FG	3FG	FT	O-D-R	PF	TP	A	T	B	S	MIN
David Thomas, f	4-6	0-0	0-0	4-1-5	1	8	2	3	0	1	20
Aloysius Anagnone, f	0-1	0-0	0-0	1-1-2	4	0	0	0	0	0	8
Andre Hutson, f	9-14	0-0	2-2	2-3-5	2	20	0	2	2	0	37
Charlie Bell, g	1-10	0-6	1-1	1-9-10	1	3	3	5	0	0	36
Jason Richardson, g	2-11	1-4	1-2	1-6-7	2	6	2	2	0	0	28
Marcus Taylor	3-9	1-4	1-2	0-1-1	3	8	2	2	0	1	20
Adam Ballinger	1-1	0-0	0-1	1-1-2	0	2	0	0	1	0	9
Zach Randolph	5-8	0-0	2-4	4-1-5	3	12	0	1	0	0	24
Mike Chappell	0-0	0-0	2-2	0-0-0	1	2	2	0	0	0	12
Brandon Smith	0-0	0-0	0-0	0-0-0	1	0	0	0	0	0	3
Adam Wolfe	0-0	0-0	0-0	0-0-0	0	0	0	0	0	0	1
Jason Andreas	0-0	0-0	0-0	0-0-0	0	0	0	0	0	0	1
Mat Ishbia	0-1	0-0	0-0	0-0-0	0	0	0	0	0	0	1
Team				2-1-3							
TOTALS	25-61	2-14	9-14	16-24-40	18	61	11	15	3	2	200

ARIZONA	FG	3FG	FT	O-D-R	PF	TP	A	T	B	S	MIN
Michael Wright, f	6-10	0-0	1-1	1-2-3	2	13	0	1	1	0	23
Richard Jefferson, f	6-13	3-5	2-4	3-5-8	1	17	2	2	2	2	34
Loren Woods, c	5-13	0-0	1-1	0-8-8	2	11	2	1	3	0	37
Gilbert Arenas, g	4-7	1-2	3-4	1-1-2	2	12	7	1	0	6	27
Jason Gardner, g	6-11	3-7	6-6	0-1-1	1	21	1	1	1	3	38
Eugene Edgerson	3-4	0-0	0-0	3-3-6	1	6	1	0	0	0	17
Luke Walton	0-1	0-0	0-0	0-1-1	0	0	2	2	0	0	16
Justin Wessel	0-0	0-0	0-0	0-0-0	1	0	0	0	0	1	3
Lamont Frazier	0-1	0-0	0-0	0-0-0	1	0	0	0	0	0	4
Travis Hanour	0-0	0-0	0-0	0-0-0	0	0	0	0	0	0	1
Team				0-4-4							
TOTALS	30-60	7-14	13-16	8-25-33	11	80	15	8	7	12	200

Halftime: Arizona, 32-30

Officials: Tim Higgins, Tony Greene, Bob Donato

Attendance: 45,406



**TOP:** The Spartans celebrate a trip to the 2001 Final Four after defeating Temple. **ABOVE:** Jason Richardson soars in for a basket. **FAR RIGHT:** Zach Randolph was MSU's second-leading scorer with 12 points. **NEAR RIGHT:** Charlie Bell appeared in three Final Fours in his Spartan career.

The defending NCAA Champions, Michigan State entered the 2001 NCAA Tournament as a No. 1 seed for the third straight season. The Spartans were missing 58 points from the 2000 title game, but did boast five seniors, including Charlie Bell and Andre Hutson, who earned postseason honors as juniors. MSU easily defeated Alabama State, 69-35, in the first round before handing Fresno State an 81-65 defeat to advance to the Sweet 16 for a fourth-straight year.

In the Regional Semifinal, MSU took on No. 12 Gonzaga. The Bulldogs had a low seed, yet they were also making their third-straight Sweet 16 appearance with a tournament-tested team. Michigan State fell behind early in the second half, but Bell scored 21 points as the Spartans eventually pulled away. In the Regional Final, State faced another surprise team in 11th-seeded Temple. The Spartans held off the Owls thanks in part to a career-high 19 points from David Thomas. For his efforts, Thomas was named to the All-Regional Team, where he joined All-South Regional Most Outstanding Player Charlie Bell. With a 69-62 victory, MSU's NCAA Tournament record of nine straight victories by double figures was snapped, but the Spartans did become the ninth team to appear in three straight Final Fours and only the third since the field was expanded to 64 teams in 1985.

Unfortunately, MSU ran into a hot Arizona squad in Minneapolis. The Wildcats led by just two points at the half, but outscored the Spartans, 48-31, in the second half en route to an 80-61 victory.



2005 FINAL FOUR



No. 5-seed Michigan State opened the 2005 NCAA Tournament against Old Dominion. The Monarchs held a 42-37 halftime lead, but the Spartans mounted a surge in the last nine minutes to claim victory. In the next round, the Spartans used their depth and athleticism to wear down Vermont, 72-61. In the Sweet 16, MSU used a 16-3 second-half run to pull away from Duke in a 78-68 win.

The Regional Final featured a rematch of the 1999 Elite Eight contest between MSU and Kentucky. The Spartans appeared on their way to St. Louis until UK's Patrick Sparks hit a game-tying 3-pointer at the end of regulation. The first overtime could not produce a winner, sending the game into a second extra period, where MSU scored the first five points en route to a 94-88 win. Shannon Brown was named Most Outstanding Player of the Austin Regional after a 24-point performance, joining Maurice Ager and Paul Davis on the All-Regional team.

Making their fourth trip to the Final Four in seven years, the Spartans held a 38-33 halftime lead over North Carolina. With the game tied at 49, the Tar Heels took control with a 12-0 run, ending MSU's season.



NATIONAL SEMIFINAL

NO. 1 NORTH CAROLINA 87 - NO. 5 MICHIGAN STATE 71

April 2, 2005 - St. Louis, Mo.

MICHIGAN STATE	FG	3FG	FT	O-D-R	PF	TP	A	T	B	S	M	IN
Alan Anderson, f	0-4	0-0	0-0	1-3	4	3	0	0	1	0	1	20
Paul Davis, c	6-16	0-1	2-4	5-10	15	3	14	1	3	1	3	33
Shannon Brown, g	6-14	3-6	0-0	0-1	1	2	15	1	4	0	1	29
Drew Neitzel, g	1-3	0-1	0-1	0-3	2	2	3	1	0	0	0	15
Maurice Ager, g	6-18	2-6	10-10	1-2	3	1	24	1	1	1	0	28
Chris Hill	1-6	1-5	0-0	0-1	1	2	3	2	1	0	2	18
Matt Trannon	1-1	0-0	2-2	1-2	3	4	0	0	0	1	1	15
Anthony Hamo	0-0	0-0	0-0	1-0	1	0	0	0	0	0	0	1
Kelvin Torbert	4-11	1-4	0-0	2-3	5	1	9	6	0	1	2	26
Tim Bograkovs	0-0	0-0	0-1	1-0	1	0	0	0	0	0	0	6
Drew Naymick	0-1	0-0	0-0	2-2	4	1	0	1	0	0	0	7
Andy Harvey	0-0	0-0	0-0	0-0	0	0	0	0	0	0	0	1
Delco Rowley	0-0	0-0	0-0	0-0	0	0	0	0	0	0	0	1
Team	1-0-1											
TOTALS	25-74	7-23	14-18	15-27	42	19	71	15	12	4	10	200

NORTH CAROLINA	FG	3FG	FT	O-D-R	PF	TP	A	T	B	S	M	IN
Jawad Williams, f	9-13	2-5	0-0	1-7	8	1	20	0	0	1	0	23
Rashad McCants, f	7-11	2-3	1-2	2-4	6	1	17	4	3	1	1	28
Sean May, c	9-18	0-0	4-6	2-5	7	2	22	3	3	1	1	31
Raymond Felton, g	6-12	2-6	2-2	1-7	8	2	16	7	5	0	1	35
Jackie Manuel, g	0-1	0-0	0-0	2-1	3	5	0	0	0	0	1	11
Jesse Holley	0-1	0-1	0-0	0-1	1	0	0	0	0	0	0	1
Melvin Scott	0-2	0-2	4-4	0-2	2	1	4	0	0	0	0	16
Reyshawn Terry	1-2	0-1	0-0	0-0	0	2	0	0	0	0	0	3
Quentin Thomas	0-0	0-0	0-0	0-1	1	0	1	0	0	0	0	5
Charlie Everett	0-0	0-0	0-0	0-0	0	0	0	0	0	0	0	1
Wes Miller	0-0	0-0	0-0	0-0	0	0	0	0	0	0	0	1
Marvin Williams	1-6	0-1	0-0	1-7	8	3	2	1	1	1	0	23
David Noel	2-5	0-1	0-3	3-1	4	2	4	2	1	2	1	21
C.J. Hooker	0-0	0-0	0-0	0-0	0	0	0	0	0	0	0	1
Team	1-2-3											
TOTALS	35-71	6-20	11-17	13-38	51	17	87	18	13	6	5	200

Halftime: Michigan State, 38-33  
 Officials: Bob Donato, Reggie Greenwood, Randy McCall  
 Attendance: 47,754



LEFT: Edward Jones Stadium was home to the 2005 Final Four. ABOVE: The 2005 Final Four was Tom Izzo's fourth. BELOW (FROM LEFT-RIGHT): Shannon Brown scored 15 points against the Tar Heels. Maurice Ager led all scorers with 24 points. Paul Davis grabbed a game-high 15 rebounds vs. UNC. Kelvin Torbert led MSU with six assists vs. UNC.





## 2009 FINAL FOUR



The Spartans entered the 2009 NCAA Tournament coming off a great regular season, capturing the Big Ten title with a 15-3 league mark and earning a No. 2 seed in the Midwest Regional. MSU opened the tournament with a dominating 77-62 victory over Robert Morris. In the second round, Travis Walton scored a career-high 18 points to push MSU past a talented USC squad, 74-69.

In the Regional Semifinal, the Spartans trailed Kansas by as many as 13 points in the first half, but rallied in the second half. A crucial three-point play by Kalin Lucas in the final minute broke a 60-60 tie and gave MSU a 67-62 victory. Standing between Michigan State and a trip to the Final Four was the tournament's overall No. 1-seed Louisville. Neither team led by more than three points in the first half. Leading 37-36 in the second, MSU went on a 21-7 run to take control of the contest. The Spartans held Louisville to just 38.3 percent shooting from the field. Midwest Regional Most Outstanding Player Goran Suton recorded 19 points and 10 rebounds against the Cardinals in a 64-52 MSU victory.

Having finally reached Detroit, the Spartans faced another No. 1 seed from the BIG EAST Conference, Connecticut. Michigan State made an early statement, jumping out to a 9-2 lead and took a two-point lead into halftime. MSU slowly pulled away in the second half, extending the lead up to 11 in the final four minutes. The Huskies made a last-ditch effort and pulled to within three points in the final 70 seconds, but the Spartans held on for an 82-73 victory.

In the National Championship game, MSU faced its third No. 1 seed of the tournament, North Carolina. The Tar Heels jumped on the Spartans early. MSU attempted to rally in the second half, but eventually fell, 89-72. Suton closed out his career with a 17-point, 11-rebound effort, earning a spot on the All-Tournament Team, while Lucas also earned a spot on the team, averaging 17.5 points and six assists in the Final Four.



RIGHT: Seniors Goran Suton and Travis Walton guided MSU to the 2009 championship game.

## NATIONAL SEMIFINAL

## NO. 2 MICHIGAN STATE 82 - NO. 1 CONNECTICUT 73

April 4, 2009 - Detroit, Mich.

MICHIGAN STATE	FG	3FG	FT	O-D-R	PF	TP	A TOBS	S	MIN
Raymar Morgan, f	7-13	0-0	4-6	3-6-9	3	18	1	0	5
Delvon Roe, f	2-4	0-0	0-0	4-4-8	2	4	0	0	2
Goran Suton, c	2-5	0-1	0-0	2-5-7	4	4	2	3	1
Kalin Lucas, g	7-15	3-6	4-6	0-2-2	1	21	5	3	0
Travis Walton, g	1-6	0-0	0-0	0-0-3	2	8	0	0	2
Idong Ibook	0-0	0-0	0-0	1-1-2	3	0	0	1	0
Chris Allen	1-6	0-2	0-0	1-1-2	1	2	0	1	0
Durrell Summers	4-9	1-5	1-1	3-3-6	2	10	1	1	0
Draymond Green	3-4	0-0	2-2	1-1-2	5	8	1	1	0
Korie Lucious	3-8	2-5	3-3	0-0-0	0	11	0	0	0
Marquise Gray	1-2	0-0	0-0	1-1-2	1	2	0	0	0
Team	2-0-2								
TOTALS	31-72	6-19	14-20	18-24	42	25	82	18	3

CONNECTICUT	FG	3FG	FT	O-D-R	PF	TP	A TOBS	S	MIN
Jeff Adrien, f	5-10	0-0	3-7	3-4-7	2	13	1	2	2
Stanley Robinson, f	5-6	1-1	4-4	3-10-13	3	15	0	5	2
Hasheem Thabeet, c	6-13	0-0	5-7	3-3-6	3	17	1	1	2
A.J. Price, c	5-20	1-3	4-4	1-5-6	3	15	1	2	0
Craig Austrie, g	2-4	0-2	2-2	2-1-3	2	6	2	1	0
Donnell Beverly	0-0	0-0	0-0	0-0-0	0	0	0	0	0
Kemba Walker	1-5	0-0	3-9	1-1-2	4	5	2	4	0
Gavin Edwards	1-1	0-0	0-0	2-2-4	1	2	1	1	1
Team	1-0-1								
TOTALS	25-59	2-6	21-33	16-26	42	18	73	8	16

Halftime: Michigan State, 38-36

Officials: John Cahill, Leslie Jones, Michael Stuart Attendance: 72,456

## NATIONAL CHAMPIONSHIP

## NO. 1 NORTH CAROLINA 89 - NO. 1 MICHIGAN STATE 72

April 6, 2009 - Detroit, Mich.

MICHIGAN STATE	FG	3FG	FT	O-D-R	PF	TP	A TOBS	S	MIN
Raymar Morgan, f	1-2	0-0	2-2	1-0-1	5	4	0	1	0
Delvon Roe, f	1-1	0-0	0-1	2-6-8	3	2	0	1	0
Goran Suton, c	7-10	3-4	0-0	3-8-11	3	17	0	3	2
Kalin Lucas, g	4-12	0-1	6-8	0-0-0	2	14	7	6	0
Travis Walton, g	0-2	0-0	2-2	0-1-1	3	2	3	4	0
Idong Ibook	0-0	0-0	0-0	0-1-1	0	0	0	0	0
Chris Allen	0-8	0-7	3-5	1-0-1	2	3	1	0	0
Austin Thornton	0-1	0-0	2-2	0-3-3	1	2	0	0	0
Durrell Summers	4-10	2-6	3-4	2-3-5	1	13	2	2	1
Isaiah Dahlman	1-1	0-0	0-0	1-0-1	0	2	0	0	0
Draymond Green	2-2	0-0	3-5	2-5-7	3	7	0	2	0
Jon Crandell	0-0	0-0	0-0	0-0-0	0	0	0	0	0
Korie Lucious	2-5	2-5	0-0	0-0-0	3	6	0	2	0
Tom Herzog	0-0	0-0	0-0	0-0-0	0	0	0	0	1
Marquise Gray	0-1	0-0	0-0	1-0-1	2	0	0	0	0
Team	0-2-2								
TOTALS	22-55	7-23	21-29	13-29	42	28	72	13	21

NORTH CAROLINA	FG	3FG	FT	O-D-R	PF	TP	A TOBS	S	MIN
Deon Thompson, f	3-8	0-0	3-4	0-3-4	4	9	0	2	0
Tyler Hansbrough, f	6-14	0-2	6-10	1-6-7	3	18	2	2	0
Ty Lawson, g	3-10	0-315	1-8	0-4-4	0	21	6	1	0
Danny Green, g	2-4	2-3	0-0	2-1-3	5	6	4	2	0
Wayne Ellington, g	7-12	3-3	2-2	2-2-4	2	19	0	0	0
Marc Campbell	0-1	0-0	0-0	0-1-1	0	0	0	0	0
Bobby Frasor	1-2	0-1	0-0	1-0-1	3	2	1	0	0
Larry Drew II	0-1	0-0	0-0	0-0-0	0	0	0	0	0
J.B. Tanner	0-0	0-0	0-0	0-0-0	0	0	0	0	0
Justin Watts	1-2	0-0	0-0	1-0-1	0	2	0	0	0
Ed Davis	5-7	0-0	1-4	2-6-8	4	11	0	0	0
Patrick Moody	0-0	0-0	0-0	0-0-0	0	0	0	0	0
Mike Copeland	0-0	0-0	0-0	0-0-0	0	0	0	0	0
Tyler Zeller	0-0	0-0	1-2	0-1-1	1	1	0	0	0
Team	2-0-2								
TOTALS	28-61	5-12	28-40	11-24	35	22	89	13	7

Halftime: North Carolina, 55-34

Officials: Tom O'Neill, Curtis Shaw, Tony Greene

Attendance: 72,922

2010 FINAL FOUR



For the second time in six years, Michigan State advanced to the Final Four as the No. 5 seed. The Spartans opened the tournament against New Mexico State. The Spartans led by 16 points in the first half, but NMSU fought back to tie the game in the second half. MSU's defense then forced nine straight misses and the Spartans hit enough free throws to claim a 70-67 victory.

In the second round, MSU faced Maryland. Kalin Lucas suffered a season-ending injury in the first half, but the Spartans still led by 16 points midway through the second half. Of the game's six lead changes, four came in the final 40 seconds. Greivis Vasquez gave Maryland an 83-82 lead with six seconds left. Draymond Green then hustled the ball up court, passing the ball to Korie Lucious at the top of the key, who then nailed the buzzer-beating 3-pointer setting off a wild celebration.

Appearing in their third-straight Sweet 16, the Spartans faced a Northern Iowa team that had just knocked off No. 1 seed Kansas. MSU trailed by four at the half, but once again used strong second-half defense to emerge with a win, holding UNI without a field goal over the final 10:20 of the contest in a 59-52 MSU victory.

Tennessee stood between MSU and a second-straight trip to the Final Four. It started out as an offensive battle, as the game was tied 16-16 just over five minutes in, but turned into a test of defense down the stretch. Durrell Summers hit a 3-pointer with 2:47 left to give MSU a 69-66 lead. But after two Spartan misses and a missed front end of a 1-and-1, Tennessee had the ball in the final seconds with a chance to take the lead. With 11 seconds left, Scotty Hopson was fouled and went to the foul line with UT trailing 69-68. Hopson hit the first but missed the second. Lucious corralled the miss and pushed the ball up court. He passed to Green, who found Raymar Morgan open underneath the basket. Morgan was fouled and made the first free throw to send MSU to the Final Four with a 70-69 victory.

At the Final Four in Lucas Oil Stadium, MSU faced a hometown Butler squad. The Spartans struggled through an off-shooting night, hitting 42.9 percent from the floor and 55.6 percent from the foul line. Butler shot just 30.6 percent from the floor, but connected on 17-of-24 free throws. MSU had the ball down just one point in the final seconds. The ending was somewhat controversial as Green appeared to be fouled on his jumper from the lane, but no call was made, and the Bulldogs hit free throws to secure a 52-50 victory.

NATIONAL SEMIFINAL

NO. 5 BUTLER 52 - NO. 5 MICHIGAN STATE 50

April 3, 2010 - Indianapolis, Ind.

MICHIGAN STATE	FG	3FG	FT	O-D-R	PF	TP	A	TOBS	S	MIN
Raymar Morgan, f	2-7	0-1	0-2	1-4-5	4	4	1	1	1	23
Delvon Roe, f	2-5	0-0	0-0	1-3-4	4	4	2	3	1	0 24
Derrick Nix, c	0-0	0-0	0-0	1-0-1	0	0	1	0	0	0 5
Durrell Summers, g	6-12	1-3	1-2	2-8-10	1	14	0	2	0	0 38
Korie Lucious, g	3-6	3-6	3-4	0-2-2	2	12	4	5	0	1 38
Chris Allen	0-0	0-0	0-0	0-0-0	3	0	0	3	0	0 16
Austin Thornton	0-1	0-0	0-0	0-1-1	1	0	1	0	0	0 12
Mike Keblor	0-1	0-0	0-0	1-3-4	0	1	0	0	0	0 7
Draymond Green	4-9	0-1	4-8	0-6-6	5	12	1	1	2	1 29
Garrick Sherman	1-1	0-0	2-2	0-1-1	1	4	0	1	0	0 8
Team				2-0-2						
TOTALS	18-42	4-11	10-18	8-28-36	21	50	11	16	4	3 200

BUTLER	FG	3FG	FT	O-D-R	PF	TP	A	TOBS	S	MIN
Gordon Hayward, f	6-14	3-8	4-6	0-9-9	2	19	0	4	2	39
Willie Veasley, f	2-6	0-3	2-2	4-1-5	3	6	0	1	0	4 35
Matt Howard, f	1-7	0-0	2-3	2-0-2	4	4	0	1	0	1 15
Shelvin Mack, g	5-9	2-4	2-3	0-2-2	0	14	1	1	0	1 25
Ronald Nored, g	0-4	0-0	5-6	1-5-6	4	5	2	1	0	3 38
Shawn Vanzant	0-0	0-0	1-2	1-3-4	2	1	2	0	0	0 18
Zach Hahn	0-3	0-3	0-0	0-0-0	1	0	0	0	0	0 9
Avery Jukes	1-6	0-3	0-0	1-0-1	1	2	0	0	0	1 18
Andrew Smith	0-0	0-0	1-2	1-0-1	0	1	0	0	0	0 3
Team				1-1-2						
TOTALS	15-49	5-21	17-24	11-21-32	17	52	5	8	2	12 200

Halftime: Tied 28-28

Officials: Jamie Luckie, Leslie Jones, Michael Stuart

Attendance: 71,298



TOP: Raymar Morgan appeared in two Final Fours as a Spartan. ABOVE LEFT: Midwest Regional Most Outstanding Player Durrell Summers led MSU with a double-double against Butler. ABOVE RIGHT: Not only did Draymond Green score 12 points against the Bulldogs, he added some strong defense, recording two blocks.



## 2015 FINAL FOUR



## NATIONAL SEMIFINAL

## NO. 1 DUKE 81 - NO. 7 MICHIGAN STATE 61

April 4, 2015 - Indianapolis, Ind.

MICHIGAN STATE	FG	3FG	FT	O-D-R	PF	TP	A	TOBS	S	MIN	
Branden Dawson, f	5-12	0-0	2-5	3-4-7	4	12	0	5	2	30	
Gavin Schilling, f	0-0	0-0	0-0	2-0-2	4	0	0	0	0	12	
Louravis Nairn Jr., g	0-3	0-0	2-2	0-1-1	3	2	5	0	0	19	
Travis Trice, g	6-13	2-7	2-3	1-1-2	3	16	5	3	0	35	
Denzel Valentine, g	7-11	5-9	3-4	1-10-11	1	22	0	2	0	37	
Marvin Clark Jr.	0-2	0-0	1-2	0-1-1	4	1	0	2	0	10	
Alvin Ellis III	0-2	0-1	0-0	0-0-0	0	0	0	1	0	11	
Bryn Forbes	0-4	0-3	0-0	0-1-1	3	0	0	0	0	19	
Matt Costello	3-5	0-0	0-0	1-2-3	4	6	0	1	1	15	
Trevor Bohnhoff	0-0	0-0	0-0	0-0-0	0	0	0	0	0	1	
Keenan Wetzel	0-1	0-0	0-0	0-0-0	0	0	0	0	0	1	
Colby Wollenman	1-2	0-0	0-0	0-3-3	2	2	0	1	0	10	
Team				1-1-2							
TOTALS	22-55	7-20	10-16	9-24-33	28	61	10	14	3	4	200

DUKE	FG	3FG	FT	O-D-R	PF	TP	A	TOBS	S	MIN	
Justise Winslow, f	5-7	0-0	9-11	1-8-9	3	19	2	2	0	29	
Jahlil Okafor, c	7-11	0-0	4-7	3-3-6	2	18	0	2	2	30	
Quinn Cook, g	6-12	1-3	4-4	0-2-2	3	17	2	0	0	35	
Tyus Jones, g	3-8	1-3	2-3	0-2-2	2	9	4	1	1	38	
Matt Jones, g	3-6	0-2	1-2	0-2-2	1	7	2	1	0	28	
Grayson Allen	2-6	0-2	5-6	1-4-5	3	9	0	1	0	17	
Amile Jefferson	0-0	0-0	1-2	2-5-7	3	1	0	1	0	11	
Marshall Plumlee	0-0	0-0	1-2	0-3-3	1	1	0	0	1	10	
Sean Kelly	0-0	0-0	0-0	0-0-0	0	0	0	0	0	1	
Nick Pagliuca	0-0	0-0	0-0	0-0-0	0	0	0	0	0	1	
Team				0-0-0							
TOTALS	26-50	2-10	27-37	7-29-36	18	81	10	8	4	9	200

Halftime: Duke, 36-25

Officials: Pat Adams, Bryan Kersey, Mike Eades

Attendance: 72,238



NCAA East Regional Most Outstanding Player Travis Trice scored 16 points against Duke.



Michigan State advanced to its nation's-best seventh Final Four in the last 17 seasons. In the second round, four Spartans scored in double figures as MSU defeated Georgia, 70-63. The third round was a rematch of the 2014 Sweet 16 vs. Virginia. Once again, the Spartans dispatched the ACC regular-season champions by limiting UVA to 29.8 percent shooting. Travis Trice led MSU with 23 points, and Branden Dawson dominated with 15 points, nine rebounds and four blocks. The 60-54 win gave MSU its nation's-best seventh Sweet 16 in the last eight seasons.

In the East Regional, the Spartans rallied from a pair of halftime deficits to advance. Against Oklahoma in the Sweet 16, MSU trailed by 10 in the first half, but Trice and Denzel Valentine scored 27 combined second-half points to help defeat the Sooners. Playing in the Elite Eight for a second-straight season, MSU trailed Louisville by eight points at the half. An inspired defensive effort allowed the Spartans to get back into the game, and with less than three minutes remaining, MSU led by five points. Louisville answered and had a chance to take the lead in the final five seconds, but made just one of two free throws to send the game into overtime. Bryn Forbes scored MSU's first five points of the extra stanza as the Spartans opened with a 7-1 spurt, and Dawson's putback with 28 seconds left sealed the 76-70 overtime win for the Spartans. MSU's defense held Louisville to just six field goals after the half. Trice scored a team-high 17 points to earn East Regional MVP honors, while Valentine was named to the All-Tournament Team.

In the National Semifinal, MSU made its first five shots, including four 3-pointers, in sprinting out to a 14-6 lead, but eventual National Champion Duke battled back and held a 36-25 lead at the half en route to an 81-61 victory. Valentine led MSU with 22 points and 11 rebounds, including hitting five 3-pointers.

2019 FINAL FOUR



NATIONAL SEMIFINAL

NO. 3 TEXAS TECH 61 - NO. 2 MICHIGAN STATE 51

April 6, 2019 - Minneapolis, Minn.

TEXAS TECH	FG	3FG	FT	O-D-R	PF	TP	A	TOBS	S	MIN
Tariq Owens, f	3-4	1-2	0-0	0-4-4	2	7	0	0	3	22
Norense Odiase, f	0-0	0-0	2-4	3-6-9	3	2	0	0	2	24
Matt Mooney, g	8-16	4-8	2-2	0-3-3	3	22	1	1	0	36
Jarrett Culver, g	3-12	1-3	3-6	0-5-5	3	10	2	3	1	33
Davide Moretti, g	2-6	1-4	0-0	0-2-2	1	5	0	2	0	38
Kyler Edwards	2-5	1-2	1-1	0-4-4	3	6	1	0	0	19
Brandone Francis	4-8	1-4	0-0	0-2-2	3	9	2	0	0	25
Deshawn Corprew	0-0	0-0	0-0	0-1-1	0	0	0	1	0	3
Team	0-0-0									
TOTALS	22-51	9-23	8-13	3-27-30	18	61	8	7	4	200

MICHIGAN STATE	FG	3FG	FT	O-D-R	PF	TP	A	TOBS	S	MIN
Aaron Henry, f	3-3	1-1	4-4	1-2-3	2	11	0	0	0	26
Xavier Tillman, f	2-6	1-1	2-3	3-5-8	4	7	1	2	1	36
Kenny Goins, g	0-4	0-4	0-0	1-7-8	1	0	2	1	1	34
Cassius Winston, g	4-16	2-8	6-6	0-2-2	4	16	2	4	0	40
Matt McQuaid, g	4-11	3-7	1-2	0-2-2	2	12	1	1	0	37
Foster Loyer	0-0	0-0	0-0	0-0-0	0	0	0	0	0	0+
Gabe Brown	0-3	0-3	0-0	1-4-5	0	0	0	0	0	14
Thomas Kithier	0-0	0-0	0-0	0-0-0	0	0	0	0	0	0+
Nick Ward	2-4	0-0	1-3	1-3-4	2	5	0	2	0	13
Team	1-3-4									
TOTALS	15-47	7-24	14-18	8-28-36	15	51	6	11	2	200

Halftime: Texas Tech, 23-21

Officials: Bo Boroski, Jeff Anderson, Doug Shows

Attendance: 72,711



NCAA East Regional Most Outstanding Player Cassius Winston averaged 18.4 points and 6.6 assists in five games.



Michigan State advanced to its nation's-best eighth Final Four in the last 21 seasons. In the first round, Cassius Winston scored a game-high 26 points to lead three players in double figures as MSU defeated Bradley, 76-64. The second round brought a familiar foe, as the Spartans matched up against fellow Big Ten Conference school Minnesota. Xavier Tillman scored a team-high 14 points as six players had at least nine points and MSU opened up a 14-point halftime lead (33-19) en route to a 70-50 win. The Spartans limited Minnesota to 30.5 percent shooting, including 21.9 percent in the first half, to reach the Sweet 16 for the 20th time in program history and for the 14th time under Head Coach Tom Izzo.

In the East Regional, the Spartans scored the first eight points of the game and never trailed in an 80-63 win over No. 3 seed LSU. Freshman forward Aaron Henry scored a career-high 20 points and had eight rebounds, classmate Gabe Brown added 15 points and Winston finished with 17 points and eight assists as the Spartans reached the Elite Eight for the 10th time in program history. In the East Regional Final, Kenny Goins hit the go-ahead 3-pointer with 34 seconds left to give MSU a 68-67 win over top-seeded Duke as the Spartans reached their 10th Final Four. Winston had 20 points and 10 assists, while Tillman added 19 points and nine rebounds. Winston was named the East Regional Most Outstanding Player and Tillman was selected to the East Regional All-Tournament Team.

In the National Semifinal, MSU struggled to find its offensive rhythm in a 61-51 loss to Texas Tech. The Spartans cut the lead to 52-51 with 2:54 left, but did not score again as the Red Raiders pulled away. Winston led the way with 16 points, while McQuaid added 12 points and Henry finished with 11 points.









**MEDIA**

**INFORMATION**



## UNIVERSITY ADMINISTRATION

## Board Of Trustees

**DIANNE BYRUM**

Chair - Onondaga

**DAN KELLY**

Vice Chair - Clarkston

**JOEL FERGUSON**

Lansing

**MELANIE FOSTER**

East Lansing

**BRIAN MOSALLAM**

Dearborn

**NANCY SCHLICHTING**

Bloomfield Township

**BRIANNA T. SCOTT**

Muskegon

**KELLY TEBAY**

Shelby Township

For biographical information, visit <http://trustees.msu.edu>**SAMUEL L. STANLEY JR., M.D.**

President | Michigan State University



Samuel L. Stanley Jr., M.D., was selected by the Michigan State University Board of Trustees as MSU's 21st president, effective Aug. 1, 2019. Born in Seattle, Dr. Stanley earned a Bachelor of Arts in biological sciences (Phi Beta Kappa) from the University of Chicago. After earning his medical degree from Harvard Medical School in 1980, he completed resident-physician training at Massachusetts General Hospital and then went to Washington University in St. Louis in 1983 for a School of Medicine fellowship in infectious diseases. There, he became a professor in the departments of both medicine and molecular microbiology in recognition of the collaborative nature of his research.

A distinguished biomedical researcher, Dr. Stanley was one of the nation's highest recipients of support from the National Institutes of Health for his research focusing on enhanced defense against emerging infectious diseases. He is an expert in the biological mechanisms that cells employ when responding to infectious agents such as parasites, bacteria and viruses — a process known as the inflammatory response.

In 2006, Dr. Stanley was appointed vice chancellor for research at Washington University, serving in that position until he was appointed president of Stony Brook University in New York in 2009.

As the fifth president of Stony Brook, Dr. Stanley recorded the most successful fundraising year in the university's history and championed legislation that helped Stony Brook hire more than 240 new faculty over five years. He chaired the board of Brookhaven Science Associates, which manages Brookhaven National Laboratory on behalf of the U.S. Department of Energy.

Dr. Stanley served as chair of the National Science Advisory Board for Biosecurity, which advises the United States government on issues related to the communication, dissemination and performance of sensitive biological research. He was a member of the National Advisory Allergy and Infectious Diseases Council at the NIH and a

member of the NIH Director's Blue Ribbon Panel on the National Emerging Infectious Diseases Laboratories. He also served as an ambassador for the Paul G. Rogers Society for Global Health Research and has received an Honorary Doctorate Degree in Science from Konkuk University in South Korea. He is a member of the Board of Directors of the Association of American Universities (AAU) and has served on the NCAA Board of Directors and NCAA Board of Governors.

A researcher, patent holder and former technology transfer executive, Dr. Stanley supports academic and industry collaborations to leverage both their economic impact and the potentially enormous contributions they can make to society. His extensive experience gives him invaluable perspective on the emerging field of translational research. Dr. Stanley also continues to work as a strong advocate for federal funding of basic research, working through organizations such as the AAU to promote the critical role of university research in innovation and discovery.

President Stanley's wife, Ellen Li, M.D., Ph.D., is a distinguished biomedical researcher and gastroenterologist. In addition to her roles as a clinician and scientist, Dr. Li tutors students in chemistry and has mentored many students interested in biomedical research. Dr. Stanley and Dr. Li have four children.



## Bill Beekman | Athletics Director



*"Leading the proud tradition of Spartan athletics is a great honor," Beekman said. "Since I stepped in as interim athletic director, my focus has been the health, safety and education of our student athletes. My job, and the job of our department, is to give them the tools and support they need to be successful on the field, successful in the classroom and, most importantly, successful in life after they leave MSU. Spartan athletics has a championship history, and we will continue to chase those championship dreams, doing so with integrity and always striving to improve."*

Bill Beekman officially assumed the role of MSU's 19th athletics director on July 17, 2018. He was appointed interim athletic director on Feb. 5, 2018, before taking over the position full time.

Beekman is responsible for oversight of MSU's 25 varsity sports teams as well as the care of more than 700 Spartan student-athletes. He provides leadership in the areas of sports management, game operations, financial administration, personnel, advancement, corporate interaction, facility management, marketing and communication.

In his first full season as athletic director, the men's basketball team advanced to the Final Four and won Big Ten regular season and tournament titles, men's soccer reached the College Cup for the first time since 1968, and the football team earned a bowl bid for the 11th time in the past 12 seasons. In addition, the men's and women's golf teams both played in the NCAA Regionals, the women's cross country team placed 11th at the NCAA Championships, and the women's basketball team earned a berth in the NCAA Tournament for the ninth time under head coach Suzy Merchant.

The Spartans were just as impressive off the field, posting the highest all-time cumulative grade-point average (3.1771) in the history of the athletic department during the 2019 spring semester. It also marked the 17th consecutive semester the department has achieved over a 3.00 cumulative GPA. Nineteen teams delivered a cumulative GPA over a 3.0, tying a department record, and an all-time high 88 students posted a perfect 4.0 semester GPA in the spring semester of 2019. Six student-athletes earned Academic All-America honors and 316 were recognized on the Academic All-Big Ten team. In addition, the men's basketball, men's swimming and diving and volleyball programs earned NCAA APR Public Recognition Awards (ranked among the top 10 percent of their sports in the most recent Academic Progress Rate results).

Michigan State also measured at an all-time department high of 88 percent according to the NCAA's Graduation Success Rate (GSR) in 2018-19. The men's basketball program produced a perfect 100 percent GSR and the football program posted its all-time high GSR of 82 percent in the most recent NCAA



figures that were released in November 2018 (graduation rates for classes 2008-11). MSU Athletics is succeeding at record levels in the Federal Graduation Rate (FGR) as well, posting record highs in both the four-year (75 percent) and single-year (80 percent) marks. The single-year 80 percent FGR topped the general student population for the first time (79 percent).

An MSU alumnus, Beekman has served his alma mater since 1995, assuming his most previous recent role as vice president and secretary of the Board of Trustees in 2008. Previously, he served as executive director of the MSU Alumni Association, senior adviser to the provost and assistant dean for finance in the College of Human Medicine. Beekman also served briefly as acting president at Michigan





## BRESLIN CENTER INFORMATION



The Jack Breslin Student Events Center, one of the premier facilities in the country, serves as home to the Michigan State Spartans. Opened in November of 1989, it seats 14,797 for basketball.

The facility is named in honor of "Mr. MSU," Jack Breslin, who prior to his death in August of 1988, was a senior consultant to former MSU President Dr. John DiBaggio. Breslin was the captain and most valuable player of the 1945 football team. He also earned varsity letters in baseball and basketball and was the 1946 senior class president. He worked for the university for more than 30 years, serving since 1969 as vice president for administration and public affairs before retiring in 1986.

A \$50 million Breslin Center renovation project began in January 2016, and opened in October 2017. These renovations included expanding the concourse, improving bathroom facilities and an expansion that houses the Tom Izzo Hall of History, as well as the Draymond Green Strength and Conditioning Center and an alumni locker room for the men's and women's basketball programs.

In summer of 2011, an LED video board and fascia ribbon board were installed. In 2014, new LED lights were installed, providing an enhanced viewing experience for fans, as well as increasing energy efficiency.

\* Twenty-two of the 24 NCAA Champions since 1995 have played a game at the Breslin Center during Tom Izzo's head coaching career.

\* From 1998-2002, the Spartans won 53 straight games at the Breslin Center establishing a Big Ten record.

\* Entering the 2019-20 season, the Spartans are 350-47 (.882) at Breslin Center under Tom Izzo.



## BRESLIN CENTER YEAR-BY-YEAR

Year	Overall		Big Ten		Total Attendance	Average
	W-L	Pct.	W-L	Pct.		
1989-90	14-2	.875	8-1	.889	237,720	14,858
1990-91	12-2	.857	7-2	.778	209,066	14,933
1991-92	13-2	.867	7-2	.778	217,957	14,530
1992-93	9-5	.643	4-5	.444	207,423	14,816
1993-94	12-3	.800	7-2	.778	205,264	13,684
1994-95	14-1	.933	8-1	.889	236,627	14,789
1995-96	10-5	.667	6-3	.667	199,659	13,311
1996-97	13-4	.765	6-3	.667	222,858	13,109
1997-98	12-3	.800	7-1	.875	208,694	13,913
1998-99	14-0	1.000	8-0	1.000	204,272	14,591
1999-2000	14-0	1.000	8-0	1.000	205,226	14,659
2000-01	16-0	1.000	8-0	1.000	236,144	14,759
2001-02	15-2	.882	6-2	.750	250,903	14,759
2002-03	14-2	.875	8-0	1.000	236,144	14,759
2003-04	12-2	.857	7-1	.875	206,626	14,759
2004-05	14-1	.933	7-1	.875	221,385	14,759
2005-06	12-2	.857	6-2	.750	206,626	14,759
2006-07	18-1	.947	7-1	.875	280,421	14,759
2007-08	17-0	1.000	9-0	1.000	250,903	14,759
2008-09	12-2	.857	7-2	.778	206,626	14,759
2009-10	15-2	.882	7-2	.778	250,903	14,759
2010-11	12-3	.800	7-2	.778	221,955	14,797
2011-12	17-1	.944	8-1	.889	266,346	14,797
2012-13	16-1	.941	8-1	.889	251,549	14,797
2013-14	12-4	.750	6-3	.667	236,752	14,797
2014-15	12-4	.750	6-3	.667	236,752	14,797
2015-16	14-2	.875	7-2	.778	236,752	14,797
2016-17	14-2	.875	8-1	.889	236,752	14,797
2017-18	16-1	.941	8-1	.889	251,549	14,797
2018-19	15-1	.938	9-1	.900	251,549	14,797
<b>Totals</b>	<b>410-60</b>	<b>.872</b>	<b>216-46</b>	<b>.824</b>	<b>6,891,403</b>	<b>14,663</b>



**GILBERT PAVILION/TOM IZZO HALL OF HISTORY**

The Michigan State Athletics Department officially opened the Gilbert Pavilion and the Tom Izzo Hall of History on October 20, 2017 in a ceremony at the Breslin Center.

The project was funded by private donations, including large contributions from Dan & Jennifer Gilbert and from Bob & Julie Skandalaris, with the gifts designated to the Breslin Center addition.

The addition features the Tom Izzo Hall of History, the Draymond Green Strength and Conditioning Center, a new ticket box office, a championship display, a recruiting lounge, alumni locker room and interactive areas that enhance the fan experience for the more than 500,000 people attending events each year.

At the ceremony for its opening, Gilbert introduced Izzo, saying that there is "nobody who leaves a room that Tom Izzo is in and doesn't feel better after he walks out."

"There have been a lot accolades sent my way, and I look and I see Mateen (Cleaves) here and I see Andre Hudson and David Thomas, Thomas Kelly, Paul Davis is here," Izzo said. "But it was Mateen and his group who took a chance on me when I was a nobody and made me a somebody. It wasn't what I did, it was what they did.

"Now I have a building that the inside of it is named after me and my newest superstar, my blue-collar superstar as I call Miles (Bridges), had a press conference in the spring and he said, 'It's not about me, it's about us.' And he's right, this isn't about me, it's about us."



## MEDIA INFORMATION

### Working Facilities

Michigan State's working facilities, with workspace and seating for writers and electronic media, are located courtside of the Jack Breslin Student Events Center and can be reached by the stairway from the ticket lobby entrance on the south end of the building. In addition, there is media seating on platform 113 on the concourse level. The media workroom is located on the mezzanine level of the Breslin Center. The photo workroom is located in room 40C, located at arena level across from the freight elevator in the tunnel.

### Press Credentials

All credential requests for Michigan State's 2019-20 home basketball games should be submitted online. Please contact athletic communications office assistant Paulette Martis at (517) 355-2271 for the URL. Upon approval, all credentials will either be mailed out, held at the front desk of the Kellogg Center (located on Harrison Road between Michigan and Kalamazoo) or held at the media will call, located at the Hall of History Gate.

### Radio & Television

Origination for television is located at press row on the west side of the court. Production trucks can enter the facility through the tunnel at the south end of the building after contacting Matt McCulloch at (517) 884-0034. School radio originations are located at the scorer's table. Due to a lack of courtside space, national radio broadcasts will originate from the mezzanine level.

### Photographers

Photographers can work from either baseline while observing the limitation markings at the end of the floor. Floor spaces will be assigned for all games. The photo workroom is located in the main press room on the mezzanine level of the Breslin Center.

### Parking

Windshield passes admitting cars to the arena parking lots may be purchased upon request and availability. Media parking will be in the Breslin Center lot, Jenison Field House, or Ramp 7 located on Harrison Road. Media should enter the Breslin Center parking lot from Harrison Road.

### Internet Access

Wireless Internet is available for the working media in the Breslin Center media workroom and at courtside. The wireless password will be displayed in the media workroom. Ethernet connections are also available at selected seats in the media and photo workrooms.

### Services

Programs, game notes and other relevant information will be supplied to working media. Box scores are provided after each half. Statistics, coaches' quotes and post-game notes are available after the game. Live stats will be available at michiganstate.statbroadcast.com.

### MSU On The Internet

Visit the official Michigan State Athletics home page at [www.msuspartans.com](http://www.msuspartans.com). The latest Spartan basketball game notes can be found in PDF format. The site also offers up-to-date information on all of MSU's 25 varsity sports.

### Postgame Interviews

Coach Izzo and the visiting head coach will hold a press conference following the game in the media workroom. MSU players will be made available to the media following the game in the Spartan locker room.

### Pro Scouts

Due to space constraints, MSU does not provide media seating for professional scouts. However, scouts may secure single-game tickets for Spartan home games through the MSU Basketball Office by emailing Director of Basketball Operations Assistant David Thomas ([dthomas@ath.msu.edu](mailto:dthomas@ath.msu.edu)).

### Press Conference

A weekly press conference with coach Tom Izzo is held during the season on Mondays at 11:30 a.m. Contact the athletic communications office for the location. Date/time subject to change.

### Interviews

Media wishing to set up appointments with Tom Izzo should contact men's basketball SID Mex Carey. Mornings are Izzo's best time for interviews. All interviews with players must be arranged through the athletic communications office. No interviews may be conducted with a Spartan player on the day of a game. Player interviews are arranged postpractice on selected days.

### NCAA Credentials

According to NCAA regulations, media wishing to be credentialed for the 2020 NCAA Tournament through Michigan State must attend 90 percent of Spartan home games.

## ATHLETIC COMMUNICATIONS

550 South Harrison Road  
East Lansing, Mich. 48823  
Phone: (517) 355-2271



**MEX CAREY**  
Assoc. Dir. Ath. Comm.  
Men's Basketball Contact  
[carey@ath.msu.edu](mailto:carey@ath.msu.edu)



**MATT LARSON**  
Assoc. AD/ Communications  
[larson@ath.msu.edu](mailto:larson@ath.msu.edu)

<b>Matt Larson</b>	Associate AD/Communications
<b>Jamie Baldwin</b>	Athletic Communications Director
<b>Mike "Mex" Carey</b>	Associate Director
<b>Ben Phlegar</b>	Associate Director
<b>Jeff Barnes</b>	Assistant Director
<b>Kara Fisher</b>	Assistant Director
<b>Zach Fisher</b>	Assistant Director
<b>Nick Baker</b>	Director of Digital Production
<b>Justin Garant</b>	Senior Producer
<b>Julian Stall</b>	Creative Content Director
<b>Bob Armstrong</b>	Director of Video Systems
<b>Matt McCulloch</b>	Video Producer/BTN Student U
<b>Jake Huber</b>	Producer
<b>Ben Owen</b>	Producer
<b>Renae Weaver</b>	Producer
<b>Kyle Barnes</b>	Digital Media Specialist
<b>Paulette Martis</b>	Office Coordinator
<b>Johnny Obholz</b>	Intern
<b>Angie Bazzano</b>	Intern
<b>Richard Houcque</b>	Post Production Intern
<b>Drew Dargavell</b>	Live Production Intern



**SPARTAN SPORTS NETWORK**

MEDIA INFORMATION



For the 20th-consecutive season, the Spartan Sports Network, in conjunction with Fox Sports College Properties, will produce and distribute the Michigan State men's basketball broadcasts on 31 affiliates throughout the state, including flagship stations WJIM (AM 1240/FM 106.9) and WMMQ (FM 94.9 in Lansing, WJR (AM 760) in Detroit and WBFX (FM 101.3) in Grand Rapids.

Will Tieman is in his 23rd season as the play-by-play voice of the Spartans. A 2013 inductee into the Michigan Broadcasting Hall of Fame, he is also the 2012 recipient of the prestigious Ty Tyson award presented by the Detroit Sports Broadcasters Association. He has received 10 "Best Network Play-by-Play" awards from the Michigan Association of Broadcasters and served as the president of the Detroit Sports Broadcasters Association for two years. Tieman hosts the daily three-minute Network radio series "Timeout with Tom Izzo," as well as the weekly Tom Izzo Show. Tieman began his play-by-play career as the Football and Basketball voice of Miami (Ohio) University. His career has spanned radio and television, which includes 16 years of radio work from the Indianapolis Motor Speedway, hosting the Big Ten conference series "This Week in College Basketball", and has served as the play-by-play voice on numerous national broadcasts of bowl games and college all-star events. Tieman is a long-time member of the United States Basketball Writers Association.

Former Spartan Matt Steigenga is in his 12th year providing commentary. Steigenga was a four-year letterwinner at MSU, totaling 1,296 points in his Spartan career, ranking 24th in MSU history. He finished his career as MSU's all-time leader in blocks (97; now ranks 10th), and started 123 of the 124 games in which he played, ranking tied for third in MSU history in career games started.

Dalton Shetler is in his second season with Spartan Sports Network as the Men's Basketball Broadcast Host. Shetler came to the SSN from Regional Radio Sports Network, where he conducted play-by-play and color commentating for high school and collegiate events. He also wrote for the Indiana Football Digest, and was the RRSN beat reporter for Notre Dame Football. Shetler is a graduate of Goshen College.

In May 2017, the Spartan Sports Network became the most honored radio network in the state of Michigan at the Michigan Association of Broadcasters annual Broadcast Excellence Awards dinner for the 11th year in a row. SSN has received a total of 134 awards for its programming and commercial production.

The Spartan Sports Network reaches 100 percent of the state's population, covering the state's 10 largest markets.

**NETWORK AFFILIATES**

Alma	WFYC-AM 1280
Alpena	WKJZ-FM 94.9
Ann Arbor	WLBY-AM 1290
Bad Axe	WLEW-AM 1340
Battle Creek	WBCK-FM 95.3
Benton Harbor/South Haven	WCSY-FM 103.7
Detroit	WJR-AM 760
Escanaba	WRPP-FM 92.7
Flint	WWCK-AM 1570
Gaylord	WMJZ-FM 101.5
Grand Haven/Muskegon	WGHN-FM 92.1
Grand Rapids/Holland	WBFX-FM 101.3 FM
Hastings	WBCH-FM 100.1
Iron Mountain	WMIQ-AM 1450
Jackson	WIBM-FM 101.9
Jackson	WIBM-AM 1450
Kalamazoo	WKZO-AM 590
Lansing	WMMQ-FM 94.9
Lansing	WJIM-AM/FM 1240/106.9
Ludington/Manistee	WLDN-FM 98.7
Marquette/Ishpeming	WRUP-FM 98.3
Midland	WLUN-FM 100.9
Munising	WQXO-FM 97.7
Munising	WQXO-AM 1400
Ontonagon	WUPY-FM 101.1
Petoskey	WJML-AM 1110
Port Huron	WPHM-AM 1380
Saginaw	WILZ-FM 104.5
Tawas City	WQLB-FM 103.3
Traverse City	WCCW-FM 107.5

- \* Sirius/XM Radio
- \* Streaming at [www.spartansportsnetwork.com](http://www.spartansportsnetwork.com)
- \* Mobile App for iPhone and Android

**The Tom Izzo Show**

The Spartan Sports Network will produce and distribute Tom Izzo's weekly radio show Monday nights from 7-8 p.m. The Spartan Sports Network, featuring 31 affiliates throughout the state, will broadcast the show from Reno's East (1310 Abbot Road) in East Lansing. Coach Izzo provides an in-depth look at the Michigan State basketball program, and is joined by host Will Tieman. The Tom Izzo Show can be heard across the state of Michigan on the Spartan Sports Network, including in Lansing (WMMQ-FM 94.9/WJIM-AM 1240/106.9), Grand Rapids (WMAX-FM 96.1) and Detroit (WJR-AM 760).

**Spartan Basketball All-Access**

Spartans All-Access is a sports Docu-Series providing an exclusive look into Michigan State Athletics, its student-athletes, coaches and the people that make the Michigan State Athletics family what it is.

Spartans All-Access airs on Mondays at 5:30 p.m. on Fox Sports Detroit from August until April.



2019-20 MICHIGAN STATE BASKETBALL



## BIG TEN CONFERENCE / BTN

## BIG

Big Life. Big Stage. Big Ten.

Since its inception in 1896, the pursuit and attainment of academic excellence has been a priority for every Big Ten member institution. But maintaining the conference's standard of competing at the highest level in athletics also endures as an important component of the Big Ten experience. Striking that balance between academics and athletics is integral to the Big Ten's identity. Recognized as one of intercollegiate sports' most successful undertakings, the Big Ten strives for success from its students not only on the field and in the classroom, but around the world as well.

## Premier Academic Institutions

The Big Ten Academic Alliance is an academic consortium of all 14 Big Ten universities, which is widely considered to be the model for effective and voluntary collaboration among top research universities.

Every Big Ten Academic Alliance institution ranks among the top 65 universities in the nation according to the 2017 Academic Ranking of World Universities, including five in the top 25.

The Big Ten leads all conferences with more than 1,800 Academic All-Americans, including 37 honorees during the 2018-19 academic year.

Big Ten Academic Alliance schools annually conduct \$10 billion in funded research, \$5 billion more than any other conference.

## A History of Athletic Success

Big Ten schools have won at least five national championships in 24 of the last 25 years including an average of seven per year over the last 13 years.

Since the 2008-09 academic year, current Big Ten institutions have claimed 76 team national championships in 21 different sports.

## Broad-Based Programming

The Big Ten will administer over \$200 million in direct financial support to more than 9,800 students competing in intercollegiate athletics for more than 11,000 participation opportunities on more than 350 teams in 42 different sports.

The Big Ten sponsors 28 official conference sports, 14 for men and 14 for women, including the addition of men's ice hockey and men's and women's lacrosse in this decade.

The Big Ten leads the nation in total students competing in intercollegiate athletics and participation opportunities, and sponsors more official sports than all conferences except the Ivy League.

Almost 1,400 Big Ten competitors have participated in the Olympics, winning more than 600 medals, including nearly 300 gold. In the 2016 and 2018 Olympic Games, more than 200 representatives from Big Ten institutions including current or former students and coaches were members of Olympic teams. Big Ten Olympians collected more than 50 medals in the most recent games in Rio and PyeongChang.

## Passionate Following

The Big Ten leads all conferences with 5.7 million alumni and nearly 580,000 students.

Each year more than 11 million patrons attend Big Ten home contests, as the conference has led the nation in attendance for men's basketball, ice hockey, volleyball and wrestling.

## Leaders In Innovation

Took part in the nation's first bowl game, winning the 1902 Rose

Bowl Game, and signed an exclusive contract with the Tournament of Roses in 1946, making it the first bowl with permanent conference affiliations.

Awarded the first Big Ten Medal of Honor in 1915, honoring outstanding seniors who demonstrated excellence in academics and athletics.

Formed the Big Ten Advisory Commission in 1972, enlisting former students that competed in conference athletics to serve as liaisons to the NCAA's Diversity and Inclusion Department, the Big Ten Student-Athlete Advisory Commission and other organizations.

Became the first conference to voluntarily adopt male and female participation goals after launching its Gender Equity Action Plan in 1992.

Implemented the first collegiate football system of instant replay in 2004, which the NCAA approved for use among all conferences in 2006.

Launched the Big Ten Network (BTN) in 2007, the first national conference-owned television network.

Began partnering with the Ivy League to study the effects of head injuries in sports in 2012.

Accepted Johns Hopkins University as the conference's first sport affiliate members in men's and women's lacrosse in 2013 and 2015, respectively, and added Notre Dame as a sport affiliate member in men's ice hockey in 2017.

## Extensive Television Exposure

Through the Big Ten's current media agreements with BTN, ABC/ESPN, CBS and FOX, more than 2,000 Big Ten events are produced and distributed nationally and globally on an annual basis.

BTN is in almost 60 million homes across the United States and Canada, and is also available internationally via the Fox Sports App, delivering live and on-demand programming to computers, smartphones and tablets. BTN Plus streams hundreds of additional events each season.

## Community Involvement

For more than 30 years, through the Big Ten's SCORE (Success Comes Out of Reading Everyday) program, the conference has partnered with Chicago elementary schools to improve reading performance.

Surrounding the Big Ten Football Championship Game and Basketball Tournaments, the conference has held numerous community initiatives, partnered with the College Football Playoff Foundation and other events such as the Big Ten Career Expo, SaturDAY of Service and Youth Football Clinics. In addition, the Big Ten has hosted a downtown 5K, collaborated with a local breast cancer awareness group and provided unique event experiences for military veterans.



BTN is the premier destination for college sports fans everywhere to immerse themselves in the Big Ten experience as the first internationally distributed network dedicated to covering America's most storied collegiate conference. BTN captures the Big Ten's passion and tradition with unparalleled coverage of over 1,000 sporting events each year, including football, basketball, Olympic sports and championship events and award-winning original programming, in-depth studio analysis and classic games. BTN is available on multiple platforms, including BTN2Go, BTN's digital extension delivering live games and on-demand programming to BTN customers via the web, smartphones, and tablets. BTN2Go now offers a school-specific experience where fans have instant access to original video content direct from both their favorite athletic department and BTN, curated key social content and quick access to the next big game. BTN is the ultimate destination for Big Ten fans, alumni and sports lovers across the country.



## BIG TEN COMPOSITE SCHEDULE

### DECEMBER

- 6 Iowa at Michigan
- 7 Illinois at Maryland
- Penn State at Ohio State
- Indiana at Wisconsin
- 8 Rutgers at Michigan State
- Northwestern at Purdue
- 9 Minnesota at Iowa
- 10 Maryland at Penn State
- 11 Michigan at Illinois
- Wisconsin at Rutgers
- 13 Nebraska at Indiana
- 15 Ohio State at Minnesota
- Purdue at Nebraska
- 18 Michigan State at Northwestern

### JANUARY

- 2 Illinois at Michigan State
- Minnesota at Purdue
- 3 Rutgers at Nebraska
- Wisconsin at Ohio State
- 4 Indiana at Maryland
- Iowa at Penn State
- 5 Purdue at Illinois
- Michigan at Michigan State
- Northwestern at Minnesota
- 7 Ohio State at Maryland
- Iowa at Nebraska
- Penn State at Rutgers
- 8 Northwestern at Indiana
- Illinois at Wisconsin
- 9 Purdue at Michigan
- Minnesota at Michigan State
- 11 Rutgers at Illinois
- Ohio State at Indiana
- Nebraska at Northwestern
- Wisconsin at Penn State

- 12 Michigan at Minnesota
- Michigan State at Purdue
- 14 Iowa at Northwestern
- Nebraska at Ohio State
- Maryland at Wisconsin
- 15 Penn State at Minnesota
- Indiana at Rutgers
- 17 Michigan at Iowa
- Wisconsin at Michigan State
- 18 Northwestern at Illinois
- Purdue at Maryland
- Indiana at Nebraska
- Ohio State at Penn State
- 19 Minnesota at Rutgers
- 21 Maryland at Northwestern
- Illinois at Purdue
- Nebraska at Wisconsin
- 22 Rutgers at Iowa
- Penn State at Michigan
- 23 Michigan State at Indiana
- Minnesota at Ohio State
- 24 Wisconsin at Purdue
- 25 Illinois at Michigan
- Nebraska at Rutgers
- 26 Maryland at Indiana
- Michigan State at Minnesota
- Ohio State at Northwestern
- 27 Wisconsin at Iowa
- 28 Michigan at Nebraska
- Purdue at Rutgers
- 29 Northwestern at Michigan State
- Indiana at Penn State
- 30 Minnesota at Illinois
- Iowa at Maryland

### FEBRUARY

- 1 Rutgers at Michigan

- Penn State at Nebraska
- Purdue at Northwestern
- Indiana at Ohio State
- Michigan State at Wisconsin
- 2 Illinois at Iowa
- 4 Rutgers at Maryland
- Ohio State at Michigan
- Penn State at Michigan State
- 5 Wisconsin at Minnesota
- Iowa at Purdue
- 7 Maryland at Illinois
- 8 Purdue at Indiana
- Nebraska at Iowa
- Michigan State at Michigan
- Minnesota at Penn State
- 9 Northwestern at Rutgers
- Ohio State at Wisconsin
- 11 Michigan State at Illinois
- Nebraska at Maryland
- Penn State at Purdue
- 12 Michigan State at Northwestern
- Rutgers at Ohio State
- 13 Iowa at Indiana
- 15 Maryland at Michigan State
- Wisconsin at Nebraska
- Purdue at Ohio State
- Northwestern at Penn State
- Illinois at Rutgers
- 16 Indiana at Michigan
- Iowa at Minnesota
- 18 Northwestern at Maryland
- Illinois at Penn State
- Purdue at Wisconsin
- 19 Indiana at Minnesota
- Michigan at Rutgers
- 20 Ohio State at Iowa
- Michigan State at Nebraska

- 22 Michigan at Purdue
- 23 Penn State at Indiana
- Minnesota at Northwestern
- Maryland at Ohio State
- Rutgers at Wisconsin
- 24 Nebraska at Illinois
- 25 Iowa at Michigan State
- 26 Maryland at Minnesota
- Rutgers at Penn State
- 27 Wisconsin at Michigan
- Ohio State at Nebraska
- Illinois at Northwestern
- Indiana at Purdue
- 29 Penn State at Iowa
- Michigan State at Maryland

### MARCH

- 1 Indiana at Illinois
- Northwestern at Nebraska
- Michigan at Ohio State
- Minnesota at Wisconsin
- 3 Purdue at Iowa
- Michigan State at Penn State
- Maryland at Rutgers
- 4 Minnesota at Indiana
- Northwestern at Wisconsin
- 5 Nebraska at Michigan
- Illinois at Ohio State
- 7 Wisconsin at Indiana
- Penn State at Northwestern
- Rutgers at Purdue
- 8 Iowa at Illinois
- Michigan at Maryland
- Ohio State at Michigan State
- Nebraska at Minnesota

## 2020 NCAA TOURNAMENT

### First Four

Dayton, Ohio • University of Dayton Arena  
University of Dayton (Host) • March 17 & 18

### First/Second Rounds

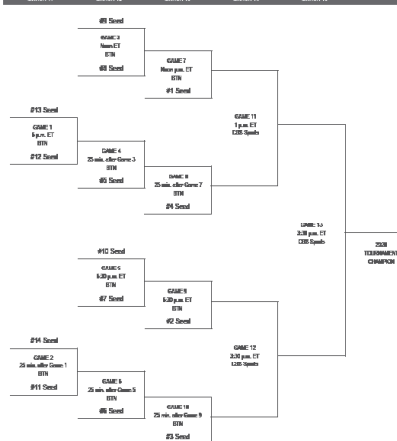
<p>Albany, N.Y. Times Union Center MAAC (Host) March 19 &amp; 21</p> <p>Spokane, Wash. Spokane Veterans Memorial Arena Idaho (Host) March 19 &amp; 21</p> <p>St. Louis, Mo. Enterprise Center Missouri Valley Conference (Host) March 19 &amp; 21</p> <p>Tampa, Fla. Amalie Arena South Florida (Host) March 19 &amp; 21</p>	<p>Greensboro, N.C. Greensboro Coliseum Atlantic Coast Conference (Host) March 20 &amp; 22</p> <p>Omaha, Neb. CenturyLink Center Creighton (Host) March 20 &amp; 22</p> <p>Sacramento, Calif. Golden 1 Center Sacramento State (Host) March 20 &amp; 22</p> <p>Cleveland, Ohio Quicken Loans Arena Mid-American Conference (Host) March 20 &amp; 22</p>
------------------------------------------------------------------------------------------------------------------------------------------------------------------------------------------------------------------------------------------------------------------------------------------------------------------------------------------------------------------------------	---------------------------------------------------------------------------------------------------------------------------------------------------------------------------------------------------------------------------------------------------------------------------------------------------------------------------------------------------------------------------------------------------------

### Regionals

<p>Midwest Regional Indianapolis, Ind. Lucas Oil Stadium Horizon League (Host) March 26 &amp; 28</p> <p>West Regional Los Angeles, Calif. STAPLES Center Pepperdine (Host) March 26 &amp; 28</p>	<p>East Regional New York, N.Y. Madison Square Garden St. John's (Host) March 27 &amp; 29</p> <p>South Regional Houston, Texas Toyota Center Houston (Host) March 27 &amp; 29</p>
----------------------------------------------------------------------------------------------------------------------------------------------------------------------------------------------------------------------------------	-------------------------------------------------------------------------------------------------------------------------------------------------------------------------------------------------------------------

## 2020 BIG TEN MEN'S BASKETBALL TOURNAMENT

MARCH 11, 12 • SPOKANE, ID • THE FALCON • 10:00 AM LOCAL TIME



### Final Four

Atlanta, Ga.  
Mercedes-Benz Stadium  
Georgia Tech (Host)  
April 4 & April 6



## OPPONENT INFORMATION

### // ALBION

*gobrits.com*

Oct. 29 - East Lansing  
 Coach: Jody May (139-145 overall)  
 SID: Bobby Lee  
 blee@albion.edu (517) 629-0434

### // KENTUCKY

*ukathletics.com*

Nov. 5 - New York  
 Coach: Tommy Dempsey (708-209 overall)  
 SID: Eric Lindsey  
 eric.lindsey@uky.edu (859) 257-8429

### // BINGHAMTON

*bubearcats.com*

Nov. 10 - East Lansing  
 Coach: Thomas Dempsey (176-266)  
 SID: John Hartrick  
 hartrick@binghamton.edu (607) 777-6800

### // SETON HALL

*shupirates.com*

Nov. 14 - Newark  
 Coach: Kevin Willard (215-177 overall)  
 SID: Thomas Chen  
 thomas.chen@shu.edu (973) 761-9493

### // CHARLESTON SOUTHERN

*csusports.com*

Nov. 18 - East Lansing  
 Coach: Barclay Radebaugh (214-246 overall)  
 SID: Derrick Bennington  
 dbennington@csuniv.edu (843) 863-7433

### // VIRGINIA TECH

*hokiesports.com*

Nov. 25 - Maui  
 Coach: Mike Young (299-244 overall)  
 SID: Lance Dozier  
 Lancel17@vt.edu (507) 993-1898

### // DAYTON

*daytonflyers.com*

Nov. 26 - Maui  
 Coach: Anthony Grant (228-139 overall)  
 SID: Doug Hauschild  
 dhauschild1@dayton.edu (937) 229-4390

### // GEORGIA

*georgiadogs.com*

Nov. 26 - Maui  
 Coach: Tom Crean (367-252 overall)  
 SID: Mike Mobley  
 mmobley@sports.uga.edu (706) 542-1621

### // DUKE

*goduke.com*

Dec. 3 - East Lansing  
 Coach: Mike Krzyzewski (1132-344 overall)  
 SID: Mike DeGeorge  
 mvd8@duke.edu (919) 668-1712

### // RUTGERS

*scarletknights.com*

Dec. 8 - East Lansing  
 Coach: Steve Pikiell (241-228 overall)  
 SID: Kevin Lorincz  
 klorincz@scarletknights.com (732) 445-8112

### // OAKLAND

*goldengrizzlies.com*

Dec. 14 - Detroit  
 Coach: Greg Kampe (616-457 overall)  
 SID: Max King  
 maxking@oakland.edu (815) 753-3706

### // NORTHWESTERN

*nusports.com*

Dec. 18 - Chicago; Jan. 29 East Lansing  
 Coach: Chris Collins (101-96 overall)  
 SID: Ray O'Connell  
 raymond.oconnell@northwestern.edu (847) 467-3418

### // EASTERN MICHIGAN

*emueagles.com*

Dec. 21 - East Lansing  
 Coach: Rob Murphy (144-127 overall)  
 SID: Kyler Ludlow  
 kludlow@emich.edu (734) 487-0317

### // WESTERN MICHIGAN

*wmubroncos.com*

Dec. 29 - East Lansing  
 Coach: Steve Hawkins (415-354 overall)  
 SID: Nathan Palcowski  
 nathan.a.palcowski@wmich.edu (269) 387-4138

### // ILLINOIS

*fightingillini.com*

Jan. 2 - East Lansing; Feb. 11 Champaign  
 Coach: Brad Underwood (135-66 overall)  
 SID: Derrick Burson  
 burson@illinois.edu (217) 333-0933

### // MICHIGAN

*mgoblue.com*

Jan. 5 - East Lansing, Feb. 8 Ann Arbor  
 Coach: Juwan Howard (0-0 overall)  
 SID: Tom Wywrot  
 twywrot@umich.edu (734) 249-0306

### // MINNESOTA

*gophersports.com*

Jan. 9 - East Lansing; Jan. 26 Minneapolis  
 Coach: Richard Pitino (130-106 overall)  
 SID: Dan Reisig  
 dbreisig@umn.edu (612) 625-4389

### // PURDUE

*purduesports.com*

Jan. 12 - West Lafayette  
 Coach: Greg Gard (346-164 overall)  
 SID: Chris Forman  
 cforman@purdue.edu (248) 370-4362

### // WISCONSIN

*uwbadgers.com*

Jan. 17 - East Lansing; Feb. 1 Madison  
 Coach: Matt Painter (346-164 overall)  
 SID: Patrick Herb  
 pah@athletics.wisc.edu (608)262-8184

### // INDIANA

*iuhoosiers.com*

Jan. 23 - Bloomington  
 Coach: Archie Miller (174-94 overall)  
 SID: J.D. Campbell  
 jc56@indiana.edu (812) 855-9794

### // PENN STATE

*gopsusports.com*

Feb. 4 - E. Lansing; March 3 - State College  
 Coach: Pat Chambers (169-168 overall)  
 SID: Rose Carter  
 rpc@psu.edu (814) 863-3163

### // MARYLAND

*umterps.com*

Feb. 15 - E. Lansing; Feb. 29 College Park  
 Coach: Mark Turgeon (430-251 overall)  
 SID: Sean Ellenby  
 sellenby@umd.edu (301) 314-8093

### // NEBRASKA

*huskers.com*

Feb. 20 - Lincoln  
 Coach: Fred Hoiberg (115-56 overall)  
 SID: Shamus McKnight  
 smknight@huskers.com (402) 472-2263

### // IOWA

*hawkeyesports.com*

Feb. 25 - East Lansing  
 Coach: Fran McCaffery (425-309 overall)  
 SID: Matthew Weitzel  
 matthew-weitzel@uiowa.edu (319)335-6590

### // OHIO STATE

*ohiostatebuckeyes.com*

March 8 - East Lansing  
 Coach: Chris Holtmann (159-109 overall)  
 SID: Dan Wallenberg  
 wallenberg.1@osu.edu (906) 227-1917



TV/RADIO ROSTER



**#0  
KYLE  
AHRENS**  
G/F, 6-6, R-Sr.  
Versailles, Ohio  
Versailles



**#1  
JOSHUA  
LANGFORD**  
G, 6-5, Sr.  
Huntsville, Ala.  
Madison Academy



**#2  
ROCKET  
WATTS**  
G, 6-2, Fr.  
Detroit, Mich.  
SPIRE Academy (Ohio)



**#3  
FOSTER  
LOYER**  
G, 6-0, So.  
Clarkston, Mich.  
Clarkston



**#5  
CASSIUS  
WINSTON**  
G, 6-1, Sr.  
Detroit, Mich.  
Univ. of Detroit Jesuit



**#10  
JACK  
HOIBERG**  
G, 5-11, R-So.  
Burr Ridge, Ill.  
Hinsdale Central



**#11  
AARON  
HENRY**  
F, 6-6, So.  
Indianapolis, Ind.  
Ben Davis



**#13  
STEVEN  
IZZO**  
G, 5-8, Fr.  
East Lansing, Mich.  
Lansing Catholic



**#14  
BROCK  
WASHINGTON**  
G, 6-4, R-So.  
Southfield, Mich.  
Southfield Christian



**#15  
THOMAS  
KITHIER**  
F, 6-8, So.  
Clarkston, Mich.  
Clarkston



**#20  
JOEY  
HAUSER**  
F, 6-9, R-So.  
Stevens Point, Wis.  
Stevens Point



**#23  
XAVIER  
TILLMAN**  
F, 6-8, Jr.  
Grand Rapids, Mich.  
Grand Rapids Christian



**#25  
MALIK  
HALL**  
F, 6-7, Fr.  
Aurora, Ill.  
Sunrise Christian (Kan.)



**#30  
MARCUS  
BINGHAM JR.**  
F, 6-11, So.  
Grand Rapids, Mich.  
GR Catholic Central



**#34  
JULIUS  
MARBLE**  
F, 6-8, Fr.  
Dallas, Texas  
Dallas Jesuit



**#40  
BRADEN  
BURKE**  
F, 7-0, R-Jr.  
Stevensville, Mich.  
Lakeshore



**#41  
CONNER  
GEORGE**  
G, 6-4, R-Sr.  
Okemos, Mich.  
Okemos



**#44  
GABE  
BROWN**  
F, 6-7, So.  
Ypsilanti, Mich.  
Belleville



**TOM  
IZZO**  
Head Coach  
25th Season



**DWAYNE  
STEPHENS**  
Associate Head Coach  
17th Season



**MIKE  
GARLAND**  
Assistant Coach  
20th Season



**DANE  
FIFE**  
Associate Head Coach  
9th Season









# 25 YEARS OF TOM IZZO



## 22 CONSECUTIVE APPEARANCES

TWENTY-TWO STRAIGHT TOURNAMENTS, ALL UNDER TOM IZZO, IS THE THIRD-LONGEST ACTIVE STREAK AND THE FOURTH-LONGEST OF ALL-TIME

## 606 CAREER WINS

TOM IZZO RANKS 5TH ALL-TIME AMONG COACHES FOR WINS IN FIRST 24 SEASONS





# 20 NBA DRAFT PICKS

UNDER HEAD COACH TOM IZZO



# 15 BIG TEN TITLES

REGULAR SEASON AND TOURNAMENT



# 8 FINAL FOURS

MSU HAS MADE 10 FINAL FOURS, EIGHT SINCE 1999

# 1 NATIONAL CHAMPIONSHIP

THE SPARTANS CLAIMED THE 2000 NATIONAL CHAMPIONSHIP  
MSU IS ONE OF 15 SCHOOLS TO WIN MULTIPLE NCAA CHAMPIONSHIPS (1979, 2000)







**SPARTANS**™