



Wiremold

CCBB Series Ballroom Floor Boxes




Large Capacity Floor Box for Power, Communications and A/V Applications

Wiremold® CCBB Series Ballroom Floor Boxes are concrete floor boxes that have been designed for above-grade and on-grade applications. Large knockouts (up to 2" trade size), three inches of wiring space behind the device plates, and 12 gangs of capacity make these floor boxes an ideal solution for power, communications and audio/video applications.


Covers for the CCBB Series Ballroom Floor Boxes have been designed to work on carpet, tile or wood covered concrete floors where heavy loads are required. These floor boxes are ideal for hotel ballrooms, exhibit halls, entertainment venues, casinos, automotive showrooms and museums.

CCBB Series Floor Boxes have been UL listed to U.S and Canadian safety standards and are TopGuard™ protected to prevent water, dirt and debris from entering the floor box.



CCBBS Ball Room Floor Box
with heavy duty cover.

FEATURES & BENEFITS

- **Heavy Duty Cover Assembly.** Covers have been designed and tested to meet static loads of 25,000 pounds for CCBBS and 30,000 pounds for CCBBL.
- **Large cable egress areas.** Provides additional space and flexibility for power, communications and audio/video cable egress
- **On-grade and above-grade compatible.** Allows customers to utilize CCBB Series Ballroom Floor Boxes for both on-grade and above grade applications.
- **Multiple trade size knockouts from 3/4" [19.1mm] to 2" [51mm].** Allows for most conduit schemes which saves time and money during installation
- **Accepts standard industry size device plates.** Allows for quick and flexible installation for power, communication and audio/video devices.
- **Factory prewired.** Can be factory wired with power distribution blocks, circuit breakers and power devices so that power is split from a single circuit. (Available for Large Ballroom Box CCBBL-XXXX only.)
- **Flexible design.** Tunneling feature allows maximum flexibility by connecting side compartments. 
- **Open Audio/Video friendly design.** Accepts a wide range of audio/video devices from manufacturers such as: Ortronics®, Extron® Electronics, Crestron®, and others.
- **Self-closing handle.** Design provides ease of opening and closing. Remains out of the way when not in use. (Available on CCBBSCTCAL model only.)
- **TopGuard™ Protection.** Integral design components that prevent water, dirt and debris from entering the power, communications and audio/video compartments. When ever you see the TopGuard protection icon on any Wiremold product, you'll know it meets and exceeds UL scrub water exclusion requirements.
- **NAFTA compliant.** Meets North America Fair Trade Act requirements.
- **UL listed to U.S. and Canadian Safety standards for tile, carpet, and wood covered floors.** CCBB cover assemblies meet UL requirements under UL514A for scrub water exclusion.



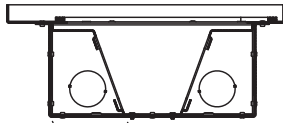
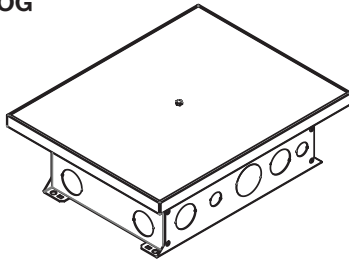
Protection from
water, dirt, and
debris.

CCBB Series Floor Boxes Ordering Information

Catalog No./Item

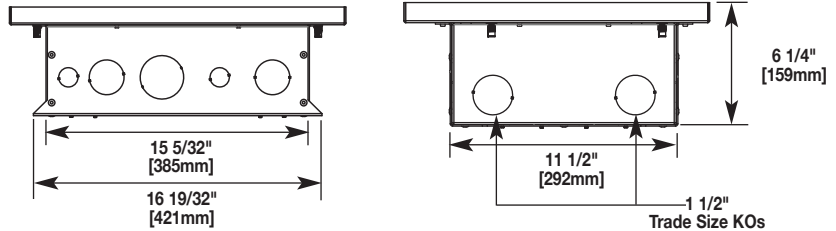
Description/Specifications

**CCBBS
CCBBS-OG**

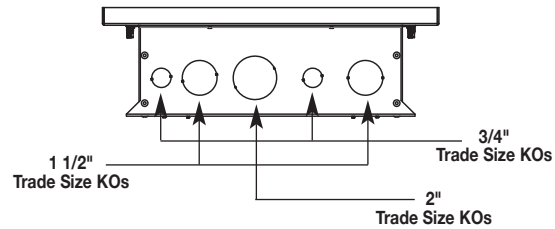


Depth Behind Plate
3 3/4" [95mm]

12-Gang Recessed Floor Box – Adjustable before concrete pour, provided with mudcap to prevent concrete entry during pour. Cover assembly and device plates sold separately. Available in a standard model for above grade applications (CCBBS) or with a painted epoxy coating for on grade applications (CCBBS-OG). Includes two tunnels that connect the left and right compartments of the box.



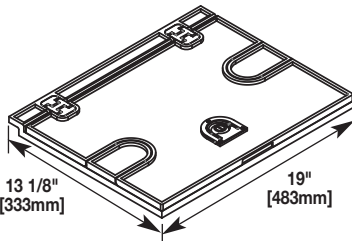
1 1/2" Trade Size KOs



NOTE: Custom options are available.
Consult factory for more information

NOTE: Not intended for use on bare concrete or terrazzo floors.


CCBBSCTCAL



Carpet Cover Assembly – Cast aluminum cover assembly. Available in a peened textured finish. Provided with a carpet cut-out area. Load tested over 25,000 lbs.

NOTE: Load was applied in the center of the cover over a 1" x 14" rectangular bar.

Covers are designed for use in floors with a floor covering of 1/4" [6.4mm] minimum. (Not intended for bare concrete or terrazzo applications.)



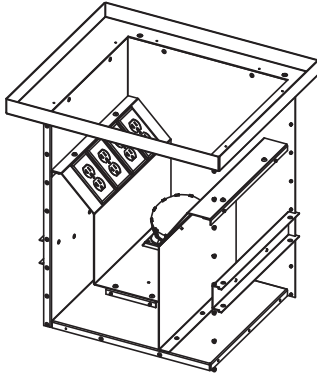
CCBB Series Cover with cable egress.

Interior of CCBBS Series Floor Boxes accepts a wide variety of manufacturers' power, data and audio/video devices.

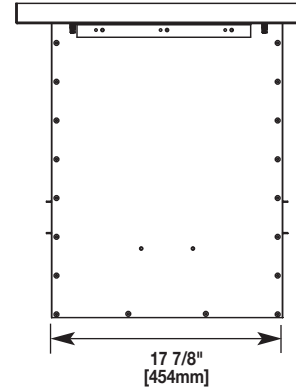
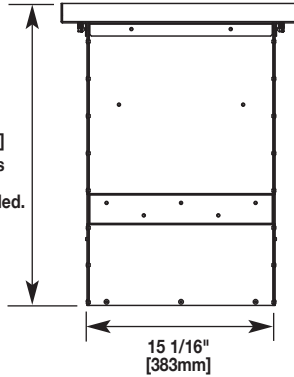


CCBB Series Floor Boxes Ordering Information

Catalog No./Item	Description/Specifications
CCBBL-XXXX	Recessed Floor Box – Designed to accept power, communication and A/V devices.



Box Depth:
25" [635mm]
Depth varies
based on
services included.



NOTE: Boxes and Device Plates are custom made to order. "-XXXX" in title denotes Project Number assigned by Wiremold Project Services Team.

NOTE: Not intended for use on bare concrete or terrazzo floors.

NOTE: Service feed openings are field installed.

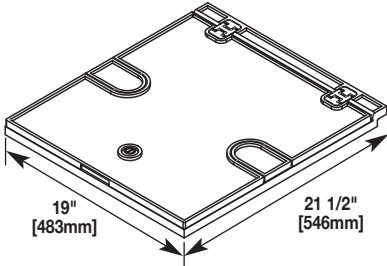
POWER CAPABILITIES

- One (1) 100A 120/208V Pin & Sleeve Receptacle
- One (1) 100A 277/480V Pin & Sleeve Receptacle
- 20A Receptacles
- 20A Panel Mounted Circuit Breakers
- 350A 600V Terminal Blocks

MAXIMUM ELECTRIC RATINGS

- 140A, 480V 3 Phase
- 140A, 120/208V 3 Phase into Terminal Blocks
- 100A, 277/480V 3 Phase for individually wired Devices

CCBBLCTCAL




Carpet Cover Assembly – Cast aluminum cover assembly. Available in a peened textured finish. Provided with a carpet cut-out area. Load tested over 30,000 lbs.

NOTE: Load was applied in the center of the cover over a 1" x 14" rectangular bar. Covers are designed for use in floors with a floor covering of 1/4" [6.4mm] minimum. (Not intended for bare concrete or terrazzo applications.)



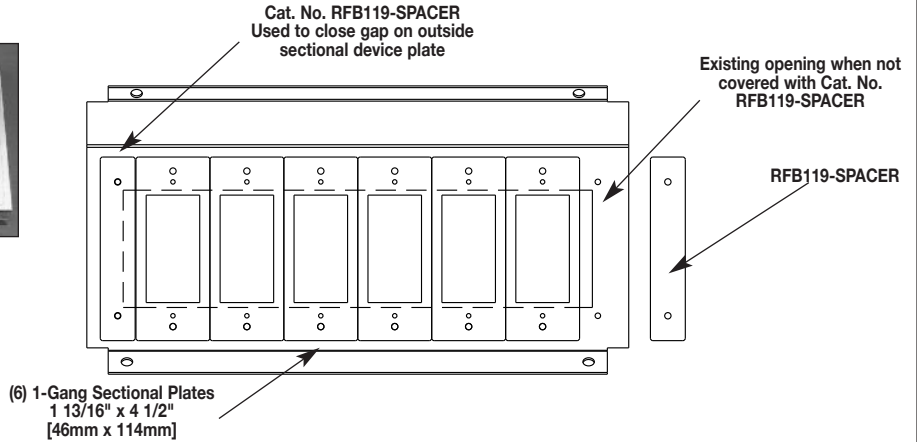

The large interior of a CCBBLCTCAL Series Ballroom Floor Box has plenty of wiring capacity.

The interior of a CCBBLCTCAL Series Ballroom Floor Boxes provide room for multiple wiring configurations and maximizes capacity.



CCBBS Series Floor Boxes Steel Sectional Device Plate Installation Information

MULTI-GANG MOUNTING BRACKETS USED WITH SECTIONAL DEVICE PLATES.

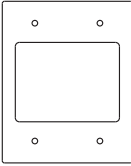
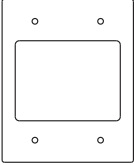
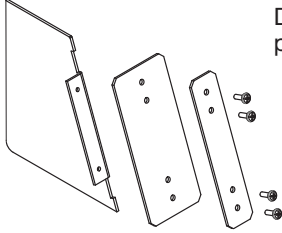


CCBBS Series Floor Boxes Steel Sectional Device Plates Ordering Information

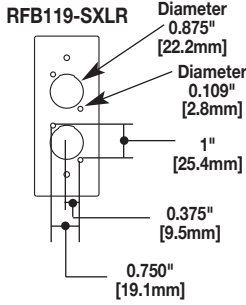

Catalog No./Item	Description/Specifications	Catalog No./Item	Description/Specifications
RFB119-SB RFB119-2SB RFB119-3SB	Blank Device Plates – One-, two, and three-gang blank device plates in sectional widths.	 	Single Receptacle Device Plates – Single-gang device plates in sectional widths. SR1 has an opening of 1.39" [35.31mm]. SR2 has an opening of 1.59" [40.39mm].
RFB119-SGFI	GFI Receptacle Device Plates – Single-gang sectional (SGFI) width device plate.	 RFB119-SGFI	RFB119-SSR1 RFB119-SSR2
RFB119-SD	Duplex Receptacle Device Plates – Single-gang sectional (SD) width device plate.	 RFB119-SD	RFB119-AAP
			Device Plate – Two-gang sectional device plate. Holds three (3) Extron® Electronics AAP devices.
		 RFB119-SKO	Combination 1/2" and 3/4" Trade Size Knockout Device Plates – Available in sectional (SKO) widths.

NOTE: Sectional device plates allow for custom configuration of a multi-gang plate that conforms to the standard NEMA 1.812" (1 13/16") [46.02mm] center-to-center spacing.

CCBBS Series Floor Boxes Steel Sectional Device Plates Ordering Information (continued)

Catalog No./Item	Description/Specifications
<p>RFB119-2SAB</p>  <p style="text-align: center;">RFB119-2SAB</p>	<p>Communication Device Plate – Available in two-gang sectional width. Provided with bezel to accept up to three dual Wiremold Open System communication modules or Pass & Seymour® Activate Connectivity System inserts. Modules and inserts sold separately.</p>
<p>RFB119-2SRT</p>  <p style="text-align: center;">RFB119-2SRT</p>	<p>Communication Device Plate – Available in two-gang sectional width. Provided with one opening to accept one Ortronics® TracJack bezel and one Ortronics® Series II bezel. Will accept up to six Ortronics® TracJack devices or up to three dual Ortronics® Series II modular inserts. Modular inserts and devices sold separately.</p>
<p>RFB119-DIV</p> 	<p>Relocatable Divider – Provides separation for services. Includes Divider and two (2) different size plates.</p>
<p>CAUTION: For hole mounting dimensions other than shown above, consult factory.</p>	

NOTE: Sectional device plates allow for custom configuration of a multi-gang plate that conforms to the standard NEMA 1.812" (1 13/16") [46.02mm] center-to-center spacing.

Catalog No./Item	Description/Specifications
<p>RFB119-SXLR</p>  <p style="text-align: center;">RFB119-SXLR</p>	<p>Microphone Device Plate – Available in sectional width. Provided with double opening to accept two microphone devices</p>
<p>RFB119-SPACER</p>  <p style="text-align: center;">RFB119-SPACER</p>	<p>Spacer Plate – Used to close off openings when certain combinations of standard width device plates leave open spaces. Four (4) spacer plates are included with the RFB11 and two (2) are provided with the RFB9.</p>



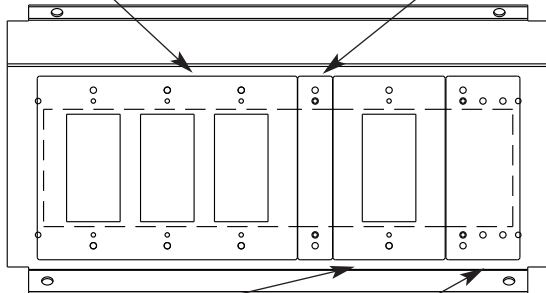
The interior of a CCBBS Series Ball Room Floor Box.

CCBBS Series Floor Boxes Steel Standard Device Plate Installation Information

MULTI-GANG MOUNTING BRACKETS USED WITH STANDARD DEVICE PLATES.

3-Gang Standard Plate
6 3/8" x 4 1/2"
[162mm x 114mm]

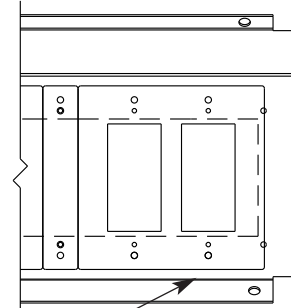
Cat. No. RFB119-SPACER
Used to close gap between standard
single and multi-gang plates



1-Gang Standard Plate
2 3/4" x 4 1/2"
[70mm x 114mm]

Cat. No. RFB119-SB
Single-gang sectional blank plate
(Mounted off-center)

2-gang standard plate
4 9/16" x 4 1/2"
[116mm x 114mm]

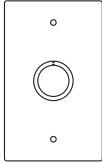
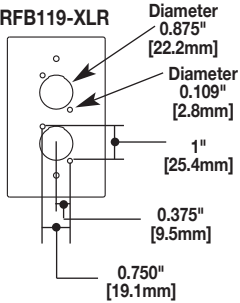





CCBBS Series Floor Boxes Steel Standard Device Plates Ordering Information

Catalog No./Item	Description/Specifications
RFB119-SB RFB119-2SB RFB119-3SB	Blank Device Plates – One-, two, and three-gang blank device plates in sectional (SB) widths.
 RFB119-SB	 RFB119-B
 RFB119-3B	
RFB119-GFI RFB119-3GFI	GFI Receptacle Device Plates – One- and three-gang device plates in standard (GFI) widths.
 RFB119-GFI	 RFB119-3GFI
RFB119-D RFB119-3D	Duplex Receptacle Device Plates – One- and three-gang device plates in standard (D) widths.
 RFB119-D	 RFB119-3D



Catalog No./Item	Description/Specifications
RFB119-SR1 RFB119-SR2 RFB119-SR3	Single Receptacle Device Plates – One-gang device plates in standard (SR) widths. SR1 has an opening of 1.39" [35.31mm]. SR2 has an opening of 1.59" [40.39mm]. SR3 has a 2.14" [54.36mm] opening.
 RFB119-SR1	 RFB119-SR2
 RFB119-SR3	
RFB119-DIV	Relocatable Divider – Provides separation for services. Includes Divider and two (2) different size plates.
 RFB119-DIV	
RFB119-MAAP	Device Plate – One-gang standard device plate. Holds four (4) Extron® Electronics MAAP devices.
 RFB119-MAAP	

CCBBS Series Floor Boxes Steel Standard Device Plates Ordering Information (continued)

Catalog No./Item	Description/Specifications	Catalog No./Item	Description/Specifications
<p>RFB119-KO</p>  <p style="text-align: center;">RFB119-KO</p>	<p>Combination 1/2" and 3/4" Trade Size Knockout Device Plates – Available in standard (KO) width.</p>	<p>RFB119-XLR</p> 	<p>Microphone Device Plate – Available in standard widths. Provided with double opening to accept Two microphone devices</p>
<p>RFB119-AB</p>  <p style="text-align: center;">RFB119-AB</p>	<p>Communication Device Plate – Available in standard width. Provided with bezel to accept up to three dual Wiremold Open System communication modules or Pass & Seymour® Activate Connectivity System inserts. Modules and inserts sold separately.</p>	<p>RFB119-SPACER</p>  <p style="text-align: center;">RFB119-SPACER</p>	<p>Spacer Plate – Used to close off openings when certain combinations of standard width device plates leave open spaces. Four (4) spacer plates are included with the RFB11 and two (2) are provided with the RFB9.</p>
<p>RFB119-RT</p>  <p style="text-align: center;">RFB119-RT</p>	<p>Communication Device Plate – Available in standard width. Provided with one opening to accept one Ortronics® TracJack bezel and one Ortronics® Series II bezel. Will accept up to six Ortronics® TracJack devices or up to three dual Ortronics® Series II modular inserts. Modular inserts and devices sold separately.</p>		

CAUTION: For hole mounting dimensions other than shown above, consult factory.

Various combinations of standard wall plates. Accepts one (1) to six (6) gang standard wall plates.





Wiremold

WIREMOLD

U.S. and International:

60 Woodlawn Street • West Hartford, CT 06110
1-800-621-0049 • FAX 860-232-2062 • Outside U.S. 860-233-6251

Canada:

570 Applewood Crescent • Vaughan, Ontario L4K 4B4
1-800-723-5175 • FAX 905-738-9721

