

YOUR GUIDE TO CREATING CAFE
QUALITY COFFEES AT HOME



Caffitaly
system



WELCOME TO THE WORLD OF CAFFITALY SYSTEMS

We have created this “how to” guide to help you brew different variations of your favourite drinks and blends. Using just your Caffitaly System Capsule Machine, Caffitaly Milk Frother and the range of Gloria Jean’s Coffees™ and Woolworths Select capsules, this guide will teach you how to create up to 12 different cafe quality coffees (or hot chocolate) at home.

Milk Frother & Capsule Machine Buttons



Frothing Paddle
1 Click - heat and froth



Mixing Paddle
2 Clicks - heat and mix



Frothing Paddle
3 Clicks - cool and froth



C Button - Tea & Hot Water (120ml)
B Button - Espresso shot (60ml) and also Hot Chocolate
A Button - Espresso shot (30ml)

See page 15 for detailed system information



HOT BEVERAGES

There's nothing better than starting the day with a cup of coffee or cozying up with a cup of hot chocolate. This Caffitaly System will allow you to create up to nine of your favourite hot beverages; perfect for the morning coffee, impressing friends who pop in, or enjoying some me time.

Suggestions are based on 180ml - 200ml cup sizes, for larger cups/mugs or for increased strength & flavour, adjust both capsule quantity & milk quantity to desired amount, within capability of both capsule and milk systems. All drinks may also require sweetener as desired.

HOW TO MAKE - HOT BEVERAGES



Espresso



Use your favourite blend of coffee from the range of capsules compatible with your Caffitaly System.

Press the **A Button** to extract a 30ml shot of coffee into your cup.



Long Black



Use your favourite blend of coffee from the range of capsules compatible with your Caffitaly System. Press the **A Button** to extract a 30ml shot of coffee into your cup.

Discard capsule into capsule draw by raising handle, lower handle and top up your cup with hot water [**C Button**].

**60ml medium cup (B Button) can be used if stronger coffee is desired.
Alternatively, this button can be re-programmed (see user manual for instructions) for longer pour*



Flat White



Use your favourite blend of coffee from the range of capsules compatible with your Caffitaly System. Press the **A Button** to extract a 30ml shot of coffee into your cup.

Add 200ml of milk to your Caffitaly Milk System, use the **mixing paddle + two clicks** of the power button. Once finished, add to your coffee & enjoy.



Latte



Use your favourite blend of coffee from the range of capsules compatible with your Caffitaly System. Press the **A Button** to extract a 30ml shot of coffee into your cup.

Add 150ml of milk to your Caffitaly Milk System, use the **mixing paddle + two clicks** of the power button. Once finished, add to your coffee & enjoy.



Cappuccino



Use your favourite blend of coffee from the range of capsules compatible with your Caffitaly System. Press the **A Button** to extract a 30ml shot of coffee into your cup.

Add 100ml of milk to your Caffitaly Milk System, use the **frothing paddle + one click** of the power button. Once finished, add to your coffee & enjoy.

Note: For Milk Frother fill lines are marked at 100ml and 200ml. If other amounts are needed (50ml or 150ml) fill below the appropriate marked line.

HOW TO MAKE - HOT BEVERAGES



Mocha



Use your favourite blend of coffee from the range of capsules compatible with your Caffitaly System. Press the **A Button** to extract a 30ml shot of coffee into your cup. Follow up with a Gloria Jean's Coffees™ Classic Hot Chocolate drink. Press the **B Button** to extract a 60ml shot into your cup.

Add 50ml of milk to your Caffitaly Milk System, use the **frothing paddle + one click** of the power button. Once finished, add to your mocha blend & enjoy.



Caramalatte



Use a Gloria Jean's Coffees™ Caramel Indulgence coffee capsule. Press the **B Button** to extract a 60ml shot of caramel infused coffee into your cup.

Add 150ml of milk to your Caffitaly Milk System, use the **mixing paddle + one click** of the power button. Once finished, add to your caramel infused coffee & enjoy.



Mocha Caramalatte



Use a Gloria Jean's Coffees™ Classic Hot Chocolate drink capsule. Press the **A Button** to extract a 30ml shot of coffee into your cup. Follow up with a Gloria Jean's Coffees™ Caramel Indulgence coffee capsule. Press the **A Button** to extract a 30ml shot of coffee into your cup.

Add 150ml of milk to your Caffitaly Milk System, use the **mixing paddle + one click** of the power button. Once finished, add to your choc/caramel infused coffee blend & enjoy.



Classic Hot Chocolate



Use a Gloria Jean's Coffees™ Classic Hot Chocolate drink capsule. Press the **B Button** to extract a 60ml shot of coffee into your cup.

Add 50ml of milk to your Caffitaly Milk System, use the **frothing paddle + one click** of the power button. Once finished, add to your chocolate drink & enjoy.



COLD BEVERAGES

Capturing the same smooth, rich taste of our hot beverage range but with an ice-cold, refreshing finish, our cold beverage range is the perfect indulgence all year round.

Suggestions are based on 180ml - 200ml cup sizes, for larger cups/mugs or for increased strength & flavour, adjust both capsule quantity & milk quantity to desired amount, within capability of both capsule and milk systems. All drinks may also require sweetener as desired.

HOW TO MAKE - COLD BEVERAGES



Iced Coffee



Use your favourite blend of coffee from the range of capsules compatible with your Caffitaly System. Press the **A Button** to extract a 30ml shot of coffee into your cup.

Add ice to glass + coffee, cold milk & ice cream (if desired) & enjoy.



Iced Mocha



Use your favourite blend of coffee from the range of capsules compatible with your Caffitaly System. Press the **A Button** to extract a 30ml shot of coffee into your cup. Follow up with a Gloria Jean's Coffees™ Classic Hot Chocolate drink capsule. Press the **B Button** to extract a 60ml shot of coffee into your cup.

Add ice to glass + coffee, cold milk & ice cream (if desired) & enjoy.



Iced Chocolate



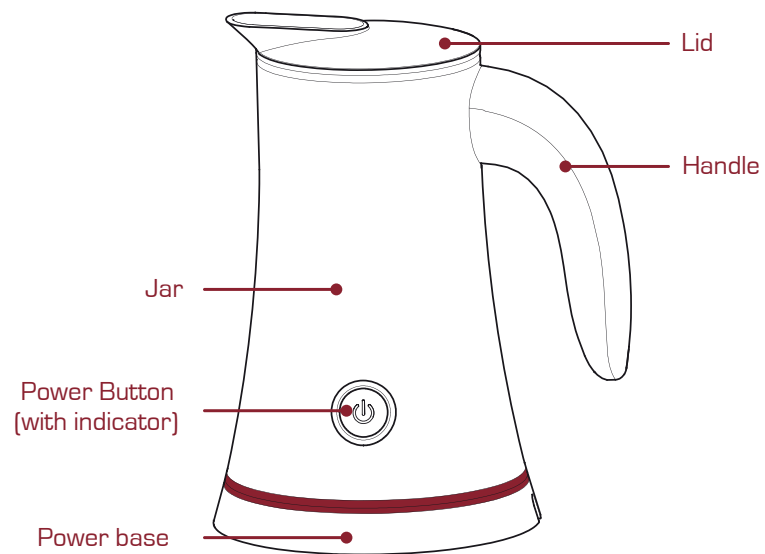
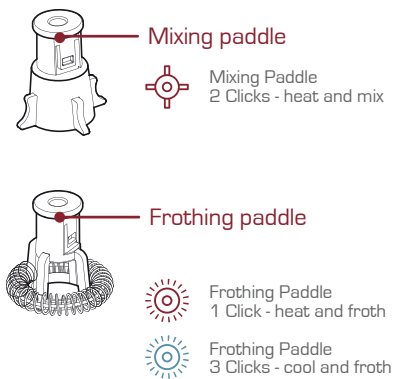
Use a Gloria Jean's Coffees™ chocolate drink capsule. Press the **B Button** to extract a 60ml shot of coffee into your cup.

Add ice to glass + coffee, cold milk & ice cream (if desired) & enjoy.

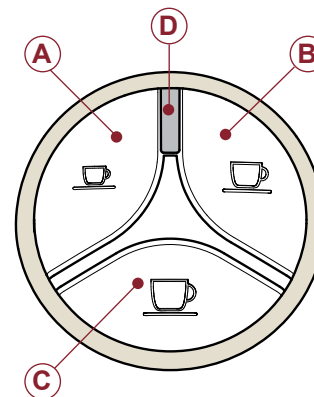
Frothed cold milk for cold drink suggestions can be made using your Caffitaly Milk Frother

SYSTEM REFERENCE

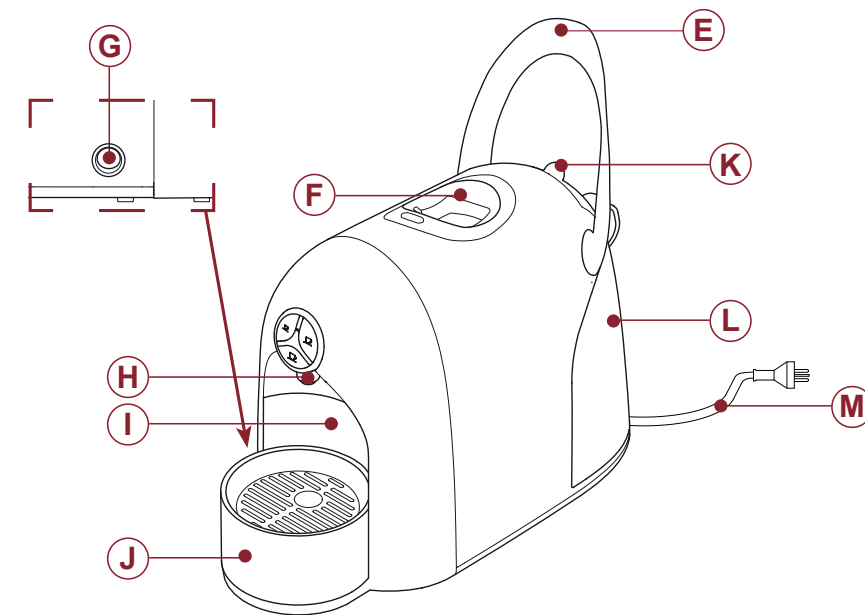
Milk Frother - Model F02MK



Capsule Machine - Model S14



- A: "Espresso shot (30ml)" button
- B: "Espresso shot (60ml)" and also Hot Chocolate
- C: Tea button; (can also be used for Hot water)
- D: "Multifunction" indicator light



- E: Lever for opening and closing capsule compartment
- F: Capsule compartment
- G: Power on/off switch
- H: Dispensing spout
- I: Used capsule drawer
- J: Drip tray
- K: Water tank cover
- L: Water tank
- M: Power cord

CAPSULE RANGE

Gloria Jean's Coffees™

- Smooth Classic Blend
- Rich Dark Roast
- Nicaragua Single Origin
- Caramel Indulgence
- Classic Hot Chocolate Drink

Woolworths Select

- Colombian Espresso
- Espresso Roast
- Smooth Roast
- Medium Roast
- Premium Decaffeinated

More capsule varieties coming late 2013

Imported by Maranatha Pty Limited
Unit 33 / 9 Hoyle Avenue, Castle Hill, N.S.W. 2154
Phone: 02 9846 0307

E-Mail: info@maranathaimport.com.au
Web Site Contact: www.caffitalysystem.com.au

