



element14

EN - For pricing and availability in your local country please visit one of the below links:

DE - Informationen zu Preisen und Verfügbarkeit in Ihrem Land erhalten Sie über die unten aufgeführten Links:

FR - Pour connaître les tarifs et la disponibilité dans votre pays, cliquez sur l'un des liens suivants:

[JCD0524D24](#)

EN

This Datasheet is presented by
the manufacturer

DE

Dieses Datenblatt wird vom
Hersteller bereitgestellt

FR

Cette fiche technique est
présentée par le fabricant

5 Watts

JCD Series



- 2:1 Input Range
- Industry Standard Package
- 1600 VDC Isolation
- Continuous Short Circuit Protection
- -40 °C to +100 °C Operating Temperature
- Single & Dual Outputs
- 3 Year Warranty

Specification

Input

Input Voltage Range	<ul style="list-style-type: none"> • 5 V (4.5-9 VDC) • 12 V (9-18 VDC) • 24 V (18-36 VDC) • 48 V (36-72 VDC)
Input Current	<ul style="list-style-type: none"> • See table
Input Reflected Ripple Current	<ul style="list-style-type: none"> • 35 mA rms through 12 μH inductor
Input Filter	<ul style="list-style-type: none"> • Pi network
Input Surge	<ul style="list-style-type: none"> • 5 V models 15 VDC for 100 ms • 12 V models 24 VDC for 100 ms • 24 V models 40 VDC for 100 ms • 48 V models 80 VDC for 100 ms

Output

Output Voltage	<ul style="list-style-type: none"> • See table
Setpoint Accuracy	<ul style="list-style-type: none"> • $\pm 1\%$ ($\pm 2\%$ for JCD0512/24/48S3V3 & D03 models)
Voltage Balance	<ul style="list-style-type: none"> • $\pm 1\%$ ($\pm 2\%$ D03 models)
Minimum Load	<ul style="list-style-type: none"> • No minimum load required
Line Regulation	<ul style="list-style-type: none"> • $\pm 0.5\%$
Load Regulation	<ul style="list-style-type: none"> • $\pm 0.5\%$ single outputs, $\pm 1.5\%$ for S3V3 & D03 models
Cross Regulation	<ul style="list-style-type: none"> • $\pm 5\%$ (see note 1)
Ripple & Noise	<ul style="list-style-type: none"> • 60 mV pk-pk, 20 MHz bandwidth
Start Up Delay	<ul style="list-style-type: none"> • 20 ms typical for 5 V input models, 500 ms typical for 12/24/48 V input models
Transient Response	<ul style="list-style-type: none"> • 3% max deviation, recovery to within 1% in 250 μs (5% & 300 μs for JCD0512/24/48S3V3 & D03 models) for a 25% load change
Temperature Coefficient	<ul style="list-style-type: none"> • 0.02%/°C
Overload Protection	<ul style="list-style-type: none"> • 150% of full load on 5 V input models only
Short Circuit Protection	<ul style="list-style-type: none"> • Indefinite with auto recovery
Maximum Capacitive Load	<ul style="list-style-type: none"> • See table

General

Efficiency	<ul style="list-style-type: none"> • See table
Isolation Voltage	<ul style="list-style-type: none"> • 1600 VDC Input to Output • For optional high isolation versions 3500 VDC Input to Output add suffix -H to model number • 1600 VDC Input to Case • 1600 VDC Output to Case
Isolation Capacitance	<ul style="list-style-type: none"> • 500 pF typical input to output
Isolation Resistance	<ul style="list-style-type: none"> • $10^9 \Omega$
Switching Frequency	<ul style="list-style-type: none"> • 266 kHz typical
Power Density	<ul style="list-style-type: none"> • 12.5 W/in³
MTBF	<ul style="list-style-type: none"> • >1.1 Mhrs to MIL-STD-217F at 25 °C, GB

Environmental

Operating Temperature	<ul style="list-style-type: none"> • -40 °C to +100 °C (see derating curve)
Case Temperature	<ul style="list-style-type: none"> • +100 °C max
Storage Temperature	<ul style="list-style-type: none"> • -40 °C to +125 °C
Cooling	<ul style="list-style-type: none"> • Convection-cooled
Operating Humidity	<ul style="list-style-type: none"> • Up to 95% RH, non-condensing

EMC

Emissions	<ul style="list-style-type: none"> • EN55022 Class A conducted with external components, see application note
ESD Immunity	<ul style="list-style-type: none"> • EN61000-4-2, level 3, Perf Criteria B
Radiated Immunity	<ul style="list-style-type: none"> • EN61000-4-3, 10 V/m, Perf Criteria A
EFT/Burst	<ul style="list-style-type: none"> • EN61000-4-4, level 3 Perf Criteria B*
Surge	<ul style="list-style-type: none"> • EN61000-4-5, level 2, Perf Criteria A*
Conducted Immunity	<ul style="list-style-type: none"> • EN61000-4-6, 10 Vrms, Perf Criteria B*
Magnetic Field	<ul style="list-style-type: none"> • EN61000-4-8, 1 A/m, Perf Criteria B*

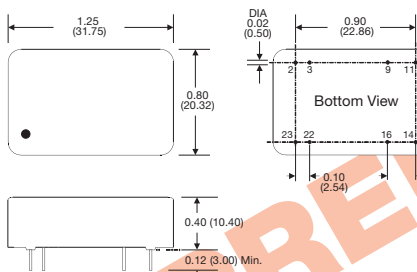
*External input capacitor required, 220 μ F/100 V

Input Voltage	Output Voltage	Output Current	Input Current ⁽¹⁾		Maximum Capacitive Load	Efficiency	Model Number ⁽⁴⁾
			No Load	Full Load			
4.5-9 VDC	3.3 V	1300 mA	25 mA	1159 mA	1000 µF	74%	JCD0505S3V3
	5.0 V	1000 mA	25 mA	1298 mA	1000 µF	77%	JCD0505S05
	12.0 V	417 mA	30 mA	1220 mA	330 µF	82%	JCD0505S12
	15.0 V	333 mA	30 mA	1218 mA	220 µF	82%	JCD0505S15
	±3.3 V	±750 mA	25 mA	1302 mA	±680 µF	76%	JCD0505D03
	±5.0 V	±500 mA	30 mA	1265 mA	±330 µF	79%	JCD0505D05
	±12.0 V	±208 mA	35 mA	1217 mA	±100 µF	82%	JCD0505D12
	±15.0 V	±167 mA	40 mA	1221 mA	±47 µF	82%	JCD0505D15
9-18 VDC	3.3 V	1300 mA	30 mA	483 mA	1000 µF	74%	JCD0512S3V3
	5.0 V	1000 mA	30 mA	541 mA	1000 µF	77%	JCD0512S05
	9.0 V	555 mA	30 mA	520 mA	470 µF	80%	JCD0512S09
	12.0 V	417 mA	30 mA	508 mA	330 µF	82%	JCD0512S12
	15.0 V	333 mA	30 mA	508 mA	100 µF	82%	JCD0512S15
	24.0 V	208 mA	30 mA	508 mA	68 µF	82%	JCD0512S24
	±3.3 V	±750 mA	30 mA	595 mA	±1000 µF	70%	JCD0512D03
	±5.0 V	±500 mA	30 mA	541 mA	±1000 µF	77%	JCD0512D05
	±9.0 V	±278 mA	30 mA	527 mA	±330 µF	79%	JCD0512D09
	±12.0 V	±208 mA	30 mA	520 mA	±47 µF	80%	JCD0512D12
	±15.0 V	±167 mA	30 mA	527 mA	±47 µF	79%	JCD0512D15
±24.0 V	±104 mA	30 mA	514 mA	±10 µF	81%	JCD0512D24	
18-36 VDC	3.3 V	1300 mA	20 mA	239 mA	1000 µF	75%	JCD0524S3V3
	5.0 V	1000 mA	20 mA	261 mA	1000 µF	80%	JCD0524S05
	9.0 V	555 mA	20 mA	254 mA	470 µF	82%	JCD0524S09
	12.0 V	417 mA	20 mA	251 mA	1000 µF	83%	JCD0524S12
	15.0 V	333 mA	20 mA	248 mA	220 µF	84%	JCD0524S15
	24.0 V	208 mA	20 mA	248 mA	1000 µF	84%	JCD0524S24
	±3.3 V	±750 mA	20 mA	274 mA	±470 µF	76%	JCD0524D03
	±5.0 V	±500 mA	20 mA	263 mA	±680 µF	79%	JCD0524D05
	±9.0 V	±278 mA	20 mA	251 mA	±220 µF	83%	JCD0524D09
	±12.0 V	±208 mA	20 mA	251 mA	±220 µF	83%	JCD0524D12
	±15.0 V	±167 mA	20 mA	251 mA	±22 µF	83%	JCD0524D15
±24.0 V	±104 mA	20 mA	254 mA	±22 µF	82%	JCD0524D24	
36-72 VDC	3.3 V	1300 mA	12 mA	117 mA	1000 µF	76%	JCD0548S3V3
	5.0 V	1000 mA	12 mA	130 mA	1000 µF	80%	JCD0548S05
	9.0 V	555 mA	12 mA	124 mA	100 µF	84%	JCD0548S09
	12.0 V	417 mA	12 mA	132 mA	470 µF	80%	JCD0548S12
	15.0 V	333 mA	12 mA	127 mA	330 µF	82%	JCD0548S15
	24.0 V	208 mA	12 mA	122 mA	220 µF	85%	JCD0548S24
	±3.3 V	±750 mA	12 mA	140 mA	±1000 µF	74%	JCD0548D03
	±5.0 V	±500 mA	12 mA	130 mA	±470 µF	80%	JCD0548D05
	±9.0 V	±278 mA	12 mA	127 mA	±220 µF	82%	JCD0548D09
	±12.0 V	±208 mA	12 mA	124 mA	±100 µF	84%	JCD0548D12
	±15.0 V	±167 mA	12 mA	128 mA	±220 µF	81%	JCD0548D15
±24.0 V	±104 mA	12 mA	128 mA	±22 µF	81%	JCD0548D24	

Notes

- When one output is set at 100% load and the other varies between 25% & 100% load.
- Measured with 20 MHz bandwidth and 1 µF ceramic capacitor across output rails.
- Input current specified at nominal 5 V, 12 V, 24 V or 48 V input.
- For optional 3500 VDC isolation add suffix -H to part number e.g. JCD0524S12-H

Mechanical Details



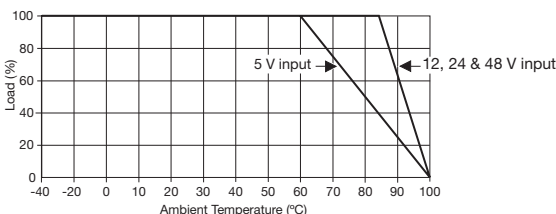
Pin	Single	Dual
2	-Vin	-Vin
3	-Vin	-Vin
9	No Pin	Common
11	N.C.	-Vout
14	+Vout	+Vout
16	-Vout	Common
22	+Vin	+Vin
23	+Vin	+Vin

Notes

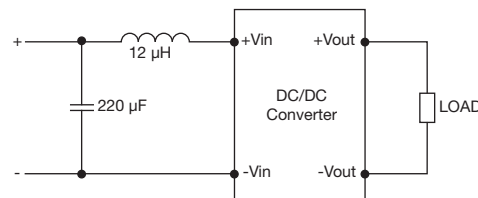
- All dimensions are in inches (mm)
- Weight: 0.04 lbs (18 g) approx.
- Pin diameter: 0.02 ±0.002 (0.5 ±0.005)
- Pin pitch and length tolerance: ±0.014 (±0.35)
- Case tolerance: ±0.02 (±0.5)
- Package: 24 pin DIL nickel-coated copper

Application Notes

Derating Curve



Input Filter





element14

EN - For pricing and availability in your local country please visit one of the below links:

DE - Informationen zu Preisen und Verfügbarkeit in Ihrem Land erhalten Sie über die unten aufgeführten Links:

FR - Pour connaître les tarifs et la disponibilité dans votre pays, cliquez sur l'un des liens suivants:

[JCD0524D24](#)

EN

This Datasheet is presented by
the manufacturer

DE

Dieses Datenblatt wird vom
Hersteller bereitgestellt

FR

Cette fiche technique est
présentée par le fabricant