



SALES TEAM


SEDAN

MINIVANS/CROSSOVERS

SPORT UTILITY

TRUCKS/COMMERCIAL

LAW ENFORCEMENT



# FCA

FIAT CHRYSLER AUTOMOBILES

## CANADA FLEET OPERATIONS 2021 BUYER'S GUIDE



TOUCH THE SELECTION TABS AND BUTTONS THROUGHOUT THE PDF TO NAVIGATE

SALES TEAM

SEDAN

MINIVANS/CROSSOVERS

SPORT UTILITY

TRUCKS/COMMERCIAL

LAW ENFORCEMENT



DODGE CHARGER



CHRYSLER PACIFICA



FIAT® 500X



JEEP® GRAND CHEROKEE WK



JEEP WRANGLER



JEEP CHEROKEE



JEEP COMPASS



JEEP RENEGADE



JEEP GLADIATOR



RAM COMMERCIAL UPFIT



RAM 1500 CLASSIC



RAM 1500 DT



RAM HEAVY DUTY



RAM CHASSIS CAB




RAM PROMASTER®



RAM PROMASTER CITY®



DODGE CHARGER ENFORCER



RAM 1500 SSV



RAM PROMASTER POLICE SSV



**SALES TEAM**

**SEDAN**

**MINIVANS / CROSSOVERS**

**SPORT UTILITY**

**TRUCKS / COMMERCIAL**

**LAW ENFORCEMENT**

**NATIONAL FLEET TEAM**



**KEN TUCKEY**  
Senior Manager,  
National Fleet and  
Commercial Vehicles  
(905) 821-6040  
ken.tuckey@fcagroup.com



**BERNIE MOORCROFT**  
National Commercial  
Sales Manager  
(905) 821-6036  
bernie.moorcroft@fcagroup.com



**SUJATA YERROW**  
National Daily  
Rental Manager and  
Fleet Marketing Manager  
(905) 821-6035  
sujata.yerrow@fcagroup.com



**FERNANDO AMILPA**  
National Government  
Sales Manager  
(905) 821-6043  
fernando.amilpa@fcagroup.com



**JAMIL BOSTANI**  
Technical Sales and  
Service Manager  
(905) 821-6007  
jamil.bostani@fcagroup.com



**RANDY KLEIN**  
Fleet Operations Manager  
(519) 973-2060  
randolph.klein@fcagroup.com



**TBD**  
Fleet Sales Analyst  
(905) 821-6198



**TBD**  
Fleet and Remarketing Analyst  
(905) 821-6046



**BHAVNA SETHI**  
Government Sales Analyst  
(905) 821-6176  
bhavna.sethi@fcagroup.com

**FLEET AND COMMERCIAL SERVICES**



**JOHN BOLTON**  
National Service  
and Technical  
Operations Manager  
(519) 973-2530  
john.bolton@fcagroup.com



**ANDRÉ DOSTIE**  
Fleet Service Manager,  
Québec  
(514) 219-0113  
andre.dostie@external.fcagroup.com



**CAMIL GINGRAS**  
Fleet Service Manager,  
Western  
(403) 461-7596  
camil.gingras@external.fcagroup.com



FCA CANADA FLEET HEADQUARTERS 1 (800) 463-3600 - canadafleet@fcagroup.com

**EASTERN BUSINESS CENTRE**

6500 Mississauga Road North  
Mississauga, Ontario L5N 1A8  
FAX: (905) 821-6020

INCLUDES: Ontario

**QUÉBEC BUSINESS CENTRE**

3000 Trans-Canada Highway  
Pointe-Claire, Québec H9R 1B1  
FAX: (514) 630-2558

INCLUDES: Québec, New Brunswick, Newfoundland,  
Nova Scotia and Prince Edward Island

**WESTERN BUSINESS CENTRE**

Suite 200, Southland Plaza  
10201 Southport Road Southwest  
Calgary, Alberta T2W 4X9  
FAX: (403) 299-2922

INCLUDES: British Columbia, Alberta, Saskatchewan,  
Manitoba, Nunavut, Yukon and Northwest Territories

FLEET AND COMMERCIAL SERVICES



**BILL FISHER**

Fleet Account Manager,  
Ontario

(905) 821-6066

william.fisher@fcagroup.com



**ERIC GAUTHIER**

Fleet Account Manager,  
Québec and Atlantic

(514) 630-2581

eric.b.gauthier@fcagroup.com



**ED GARRICK**

Fleet Account Manager,  
BC and Prairies

(604) 556-9062

edward.garrick@fcagroup.com



**CLAUDE MALETTE**

National Account Manager

(905) 821-6091

clau.malette@fcagroup.com



**TBD**

Fleet Account Manager,  
Québec and Ottawa

(514) 630-2538



**MIKE WEATHERBY**

Fleet Account Manager,  
Alberta and Territories

(403) 299-2910

michael.weatherby@fcagroup.com



**INDER GILL**

Ram Commercial  
Truck Manager

(905) 821-6149

inder.gill@fcagroup.com

VEHICLE REMARKETING



**JOHN TAMMINGA**

National Vehicle  
Remarketing Manager

(905) 821-6073

john.tamminga@fcagroup.com



**MICHAEL COLPITTS**

Vehicle Remarketing  
Manager, West

(403) 463-2216

michael.colpitts@fcagroup.com



**TOM CUOCO**

Vehicle Remarketing  
Manager, East

(450) 974-5750

thomas.cuco@fcagroup.com



SALES TEAM

SEDAN

MINIVANS/CROSSOVERS

SPORT UTILITY

TRUCKS/COMMERCIAL

LAW ENFORCEMENT



### DODGE CHARGER

|                                   |   |
|-----------------------------------|---|
| <b>Models</b>                     | SXT, GT, R/T  |
| <b>Engine / HP / Torque lb-ft</b> | 3.6L Pentastar VVT V6 / 292 / 260<br>3.6L Pentastar VVT V6 / 300 / 264 (SXT AWD, GT and GT AWD models)<br>5.7L HEMI VVT V8 with FuelSaver MDS / 370 / 395 |
| <b>Transmission</b>               | 8-speed Automatic transmission  |
| <b>Drivetrain</b>                 | RWD / AWD   |
| <b>Seating Capacity</b>           | 5   |
| <b>GVWR kg (lb)</b>               | V6 RWD models: 2313 (5100)<br>V6 AWD models: 2427 (5350)<br>R/T: 2404 (5300)  |
| <b>Towing Capacity kg (lb)</b>    | 454 (1000)  |
| <b>Wheelbase</b>                  | 3048 (120)  |
| <b>Overall Height maximum</b>     | 1485 (58.5) (SXT AWD and GT AWD)<br>1467 (57.8) (SXT, GT and R/T)   |
| <b>Track front / rear</b>         | —   |
| <b>Overall Width</b>              | 1905 (75) (without mirrors)<br>2100 (82.7) (with mirrors)   |
| <b>Overall Length</b>             | 5040 (198.4) (SXT and SXT AWD)<br>5100 (200.8) (GT, GT AWD and R/T)   |
| <b>Headroom front / rear</b>      | 981 (38.6) / 930 (36.6)<br>938 (36.9) / 930 (36.6) (with sunroof)   |
| <b>Legroom front / rear</b>       | 1061 (41.8) / 1019 (40.1)   |
| <b>Hip Room front / rear</b>      | 1428 (56.2) / 1425 (56.1)   |
| <b>Shoulder Room front / rear</b> | 1510 (59.5) / 1472 (57.9)   |
| <b>Cargo Volume L (cu ft)</b>     | 467.2 (16.5)  |
| <b>Volume Index L (cu ft)</b>     | 3420.6 (120.8)  |
| <b>Fuel Capacity L (imp gal)</b>  | 70 (15.4)   |



## DODGE CHARGER

### PRODUCT HIGHLIGHTS

Aggressive and sporty exterior on GT and R/T models

Available all-wheel-drive (AWD) system with active transfer case and front-axle disconnect

TorqueFlite® 8-speed Automatic transmission, standard on all models and powertrains including:

- 3.6L Pentastar™ Variable Valve Timing (VVT) V6 with up to 300 horsepower
- 5.7L HEMI® VVT V8 with FuelSaver Multi-Displacement System (MDS) and 370 horsepower

Uconnect® multimedia centres with standard 7-inch or available 8.4-inch touchscreens

- Apple CarPlay and Android Auto™ with plug-and-play capability<sup>(4)</sup>

### SAFETY & SECURITY

Keyless Enter 'n Go™ with proximity entry and push-button start

Over 70 standard and available safety and security features including:

- Adaptive Cruise Control with Stop and Go<sup>(6)</sup>
- Blind-Spot Monitoring and Rear Cross-Path Detection<sup>(6)</sup>
- Full-Speed Forward Collision Warning Plus with Active Braking<sup>(6)</sup>
- Lane Departure Warning with Lane Keep Assist<sup>(6)</sup>
- Park-Sense® Rear Park Assist<sup>(6)</sup>
- ParkView® Rear Back-Up Camera with dynamic grid lines<sup>(6)</sup>
- Seven air bags<sup>(7)</sup>



| ENGINES                     | HORSEPOWER | TORQUE |
|-----------------------------|------------|--------|
| 3.6L Pentastar VVT V6 (RWD) | 292        | 260    |
| 3.6L Pentastar VVT V6 (AWD) | 300        | 264    |
| 5.7L HEMI V8                | 370        | 395    |



Apple CarPlay shown on touchscreen.



| EXTERIOR DIMENSIONS, mm (in)              |              |
|---|--------------|
| Wheelbase                                 | 3048 (120)   |
| Front Track                               | 1610 (63.4)  |
| Rear Track                                | 1620 (63.8)  |
| Overall Length                            | 5040 (198.4) |
| Overall Height (to roof sheet metal)      | 1479 (58.2)  |
| Overall Height (to shark fin antenna tip) | 1510 (58.5)  |
| Overall Width                             | 1905 (75)    |
| Ground Clearance                          | 130.9 (5.2)  |

| INTERIOR DIMENSIONS, mm (in) |             |
|------------------------------|-------------|
| Front:                       |             |
| — Headroom                   | 981 (38.6)  |
| — Headroom with Sunroof      | 938 (36.9)  |
| — Legroom                    | 1061 (41.8) |
| — Hip Room                   | 1428 (56.2) |
| — Shoulder Room              | 1510 (59.5) |
| Rear:                        |             |
| — Headroom                   | 930 (36.6)  |
| — Headroom with Sunroof      | 930 (36.6)  |
| — Legroom                    | 1019 (40.1) |
| — Hip Room                   | 1425 (56.1) |
| — Shoulder Room              | 1472 (57.9) |

| VOLUMES & CAPACITIES                        |                |
|---|----------------|
| Luggage Compartment Cargo Volume, L (cu ft) | 467.2 (16.5)   |
| Total Interior Volume, L (cu ft)            | 2964.7 (104.7) |
| Seating Capacity                            | 5              |
| Fuel Tank Capacity, L (imp gal)             | 70 (15.4)      |

| FUEL ECONOMY, L/100 km (mpg)                         |                    |
|--|--------------------|
| 2020 Fuel Economy                                    | City/Highway       |
| — 3.6L Pentastar™ Variable Valve Timing (VVT) V6 RWD | 12.4 (23)/7.8 (36) |
| — 3.6L Pentastar VVT V6 AWD                          | 12.8 (22)/8.7 (32) |
| — 5.7L HEMI® V8 RWD                                  | 14.7 (19)/9.4 (30) |

| EXTERIOR PAINT COLOURS       |                                |
|------------------------------|--------------------------------|
| F8 Green (PFQ)               | Frostbite (PCD)                |
| Go Mango (PVP)               | Granite Crystal Metallic (PAU) |
| Hellraisin (PCD)             | Indigo Blue (PBM)              |
| Maximum Steel Metallic (PAR) | Octane Red Pearl (PRV)         |
| Pitch Black (PX8)            | Sinamon Stick (PEC)            |
| Smoke Show (PAE)             | TorRed (PR3)                   |
| Triple Nickel (PSE)          | White Knuckle (PW7)            |



SALES TEAM

SEDAN

MINIVANS/CROSSOVERS

SPORT UTILITY

TRUCKS/COMMERCIAL

LAW ENFORCEMENT

| DODGE CHARGER STANDARD FEATURES AND OPTIONS   | SXT    | GT     | R/T    | Scat Pack 392 | SRT Hellcat® Widebody | SXT (AWD) | GT (AWD) |
|---|--------|--------|--------|---------------|-----------------------|-----------|----------|
| CPOS PACKAGE  | LDDM48 | LDDS48 | LDDP48 | LDDR48        | LDDT48                | LDES48    | LDEL48   |
| ENGINES/TRANSMISSIONS   |        |        |        |               |                       |           |          |
| 3.6L Pentastar™ Variable Valve Timing (VVT) V6 with TorqueFlite® and 8-speed Automatic (ERB)  | •      | •      |        |               |                       | •         | •        |
| 5.7L HEMI® VVT V8 with FuelSaver Technology and interactive Deceleration Fuel Shut-Off with TorqueFlite and 8-speed Automatic (EZH) |        |        | •      |               |                       |           |          |
| 6.2L Supercharged SRT Hellcat HEMI V8 with TorqueFlite and 8-speed Automatic (ESD)  |        |        |        |               | •                     |           |          |
| 6.4L HEMI V8 with TorqueFlite and 8-speed Automatic (ESG)   |        |        |        | •             |                       |           |          |
| MECHANICAL FEATURES   |        |        |        |               |                       |           |          |
| All-Wheel Drive with Active Transfer Case and Front-Axle Disconnect (590)   |        |        |        |               |                       | •         | •        |
| Alternator — 160-amp (BAB)  | •      |        |        |               |                       |           |          |
| — 180-amp (included with Plus Group) (BAD)  | P      | •      | •      |               |                       | •         | •        |
| — 220-amp (BAJ)   |        |        |        | •             | •                     |           |          |
| Axles — 175-mm front (DJL)  |        |        |        |               |                       | •         |          |
| — 195-mm rear (DR2)   | •      | •      |        |               |                       | •         | •        |
| — 220-mm rear (DR3)   |        |        | •      |               |                       |           |          |
| — 230-mm rear (DR4)   |        |        |        | •             | •                     |           |          |
| Battery — 730-amp, maintenance-free (BCN)   | •      | •      | •      | •             | •                     | •         | •        |
| Brake Assist (BGE)  | •      | •      | •      | •             | •                     | •         | •        |
| Brake System — Antilock four-wheel disc six-piston front brakes (included with Widebody Package and Dynamics Package) (BR7)         |        |        |        | P             | •                     |           |          |
| — Brembo® fixed-caliper four-piston (BR4)   |        |        |        | •             |                       |           |          |
| — Four-wheel antilock disc with vented front and solid rear discs and All-Speed Traction Control (BR3)                              | •      |        |        |               |                       |           |          |
| — Performance four-wheel antilock disc with vented front and rear discs and All-Speed Traction Control (BR5)                        |        | •      | •      |               |                       | •         | •        |
| Brake Calipers — Black (XS9)  |        |        |        | •             | 0                     |           |          |
| — Gunmetal Grey (XTM)   |        |        |        |               | 0                     |           |          |
| — Octane Red (XTB)  |        |        |        |               | 0                     |           |          |
| — Orange (XTU)  |        |        |        |               | 0                     |           |          |
| — Red (XSP)   |        |        |        | 0             | •                     |           |          |
| Differential — Antispin, 2.62 rear axle ratio (DSA/DLL)   |        |        |        |               | •                     |           |          |
| — Antispin, 3.09 rear axle ratio (DSA/DPM)  |        |        |        | •             |                       |           |          |
| — Conventional, 2.62 rear axle ratio (DS8/DLL)  | •      |        | •      |               |                       |           |          |
| — Conventional, 3.07 rear axle ratio (DS8/DMM)  |        | •      |        |               |                       | •         | •        |
| Electronic Stability Control (ESC) <sup>(12)</sup> (BNB)  | •      | •      | •      | •             | •                     | •         | •        |
| — Three-mode ESC <sup>(12)</sup> (BNC)  |        | •      | •      | •             | •                     |           | •        |
| Engine Block Heater (NHK)   | •      | •      | •      | •             | •                     | •         | •        |
| Engine Cooling — Severe Duty II (XDL)   |        |        |        | •             | •                     |           |          |
| — Standard-duty (NMB)   | •      | •      | •      |               |                       | •         | •        |
| Exhaust Systems — Active stainless steel with integrated bright tips (NEE)  |        |        | •      | •             | •                     |           |          |
| — Dual rear exhaust with bright tips (NER/NEL)  | •      | •      | •      | •             | •                     | •         | •        |
| — Fuel tank — 70-litre (18.5-gallon) (NLQ)  | •      | •      | •      | •             | •                     | •         | •        |
| Induction — Mopar® Cold-Air Intake System, performance-tuned (included with Daytona Edition Group (ACD)) (JFF)                      |        |        | P      | P             |                       |           |          |





SALES TEAM

SEDAN

MINIVANS/CROSSOVERS

SPORT UTILITY

TRUCKS/COMMERCIAL

LAW ENFORCEMENT

| DODGE CHARGER STANDARD FEATURES AND OPTIONS   | SXT    | GT     | R/T    | Scat Pack 392 | SRT Hellcat® Widebody | SXT (AWD) | GT (AWD) |
|---|--------|--------|--------|---------------|-----------------------|-----------|----------|
| CPOS PACKAGE  | LDDM48 | LDDS48 | LDDP48 | LDDR48        | LDDT48                | LDES48    | LDEL48   |
| <b>MECHANICAL FEATURES</b> continued  |        |        |        |               |                       |           |          |
| Intercooler System — Separate low-temperature cooling system with dual water-to-air intercoolers and a high-flow variable-speed electric water pump (JLJ) |        |        |        |               | •                     |           |          |
| Push-Button Start (GX4)   | •      | •      | •      | •             | •                     | •         | •        |
| Remote Start System (included with Travel & Safety Group (AF1), Popular Equipment Group (AJY) and Leather Interior Group (AJD)) (XBM)                     | P      | •      | •      | •             | •                     | •         | •        |
| Speed Control — Electronic, steering wheel-mounted (NHM)  | •      | •      | •      | •             | •                     | •         | •        |
| — Sport Mode 2 (requires steering wheel-mounted paddle shifters) (XG8)  |        | •      | •      |               |                       | •         | •        |
| Steering — Electric (SBL)   | •      | •      | •      | •             | •                     | •         | •        |
| Suspension — Adaptive damping (requires Dynamics Package (ACN)) (SMC)   |        |        |        | 0             | •                     |           |          |
| — Four-wheel Touring: independent front and rear with rear stabilizer bar (SDC)   | •      |        |        |               |                       |           |          |
| — High-performance (SDX)  |        |        |        | •             |                       |           |          |
| — Normal-duty (SDA)   |        |        |        |               |                       | •         | •        |
| — Performance (SDE)   |        | •      | •      |               |                       |           | •        |
| — Sport (included with Blacktop Package (ADX) and Plus Group (AAY)) (SDD)   | P      |        |        |               |                       |           |          |
| — Widebody competition (SDN)  |        |        |        | P             | •                     |           |          |
| Trunk Lid Release — Internal emergency release inside trunk (JKK)   | •      | •      | •      | •             | •                     | •         | •        |
| — Power release button on instrument panel (JPC)  | •      | •      | •      | •             | •                     | •         | •        |
| <b>EXTERIOR FEATURES</b>  |        |        |        |               |                       |           |          |
| Antenna — Integrated into rear window for AM/FM radio (RDL)   | •      | •      | •      | •             | •                     | •         | •        |
| — Integrated into roof shark fin for satellite radio/Navigation <sup>®</sup> (included with Plus Group (AAY)) (RHM)                                       | P      | •      | •      | •             | •                     | •         | •        |
| Door Handles — Body-colour (MNK)  | •      | •      | •      | •             | •                     | •         | •        |
| Front Licence Plate Bracket (MDA)   | •      | •      | •      | •             | •                     | •         | •        |
| Fuel-Filler Door — Capless with remote fuel-door release (XJM)  | •      | •      | •      | •             | •                     | •         | •        |
| Glass — Acoustic windshield and Solar-Control front side, and rear (GAK/GAP/GBC/GAM)  | •      | •      | •      | •             | •                     | •         | •        |
| Grille — Black performance (MFN)  |        | •      | •      |               |                       |           | •        |
| — Gloss Black with Gloss Black crosshairs (MAE)   | •      |        |        |               |                       | •         |          |
| — Scat Pack 392/SRT Hellcat Widebody Performance (MAK)  |        |        |        | •             | •                     |           |          |
| Headlamps — Automatic (LMG)   | •      | •      | •      | •             | •                     | •         | •        |
| — Auto High-Beam Headlamp Control (included with Technology Group (ADG)) (LMS)  | P      | P      | P      | P             |                       | P         | P        |
| — Bi-functional halogen projector with LED accents (LMC)  | •      | •      | •      | •             |                       | •         | •        |
| — Bi-functional High Intensity Discharge projector with LED accents (included with Plus Group (AAY) and Driver Convenience Group (AJV)) (LPQ)             | P      | P      | P      | P             | •                     | P         | P        |
| — LED daytime running lamps (LM5)   | •      | •      | •      | •             | •                     | •         | •        |
| — LED fog lamps (included with Driver Convenience Group (AJV)) (LNV)  | P      |        |        |               |                       | •         |          |
| — Projector LED fog lamps (not available with Widebody Package on Scat Pack 392) (LNJ)  |        | •      | •      | •             |                       |           | •        |
| Hood — Aluminum with centre air intake, body-colour (MGB)   |        | •      | •      | •             |                       |           | •        |
| — Black Satin (MYZ)   |        |        |        | 0             | 0                     |           |          |
| — Performance, aluminum with centre air intake, body-colour (MHZ)   |        |        |        |               | •                     |           |          |
| — Stripe, Blue (dual stripes) (M93)   |        |        |        | 0             | 0                     |           |          |



SALES TEAM

SEDAN

MINIVANS/CROSSOVERS

SPORT UTILITY

TRUCKS/COMMERCIAL

LAW ENFORCEMENT

| DODGE CHARGER STANDARD FEATURES AND OPTIONS  | SXT    | GT     | R/T    | Scat Pack 392 | SRT Hellcat® Widebody | SXT (AWD) | GT (AWD) |
|--|--------|--------|--------|---------------|-----------------------|-----------|----------|
| CPOS PACKAGE   | LDDM48 | LDDS48 | LDDP48 | LDDR48        | LDDT48                | LDES48    | LDEL48   |
| <b>EXTERIOR FEATURES</b> <small>continued</small>  |        |        |        |               |                       |           |          |
| — Stripe, Carbon (dual stripes) (M96)  |        |        | 0      | 0             | 0                     |           |          |
| — Stripe, Gunmetal (dual, Mopar®) (M2S)  |        |        |        |               | 0                     |           |          |
| — Stripe, Red (dual stripes) (M98)   |        |        |        |               | 0                     |           |          |
| — Stripe, Silver (dual stripes) (M94)  |        |        |        |               | 0                     |           |          |
| Mirrors — Blind-Spot Monitoring <sup>(6)</sup> /memory/power/heat with courtesy lamps and auto-dimming driver's-side mirror (included with Leather Interior Group (AJD) or Travel & Safety Group (AF1) on SXT) (GUQ) | P      | P      | P      | P             | •                     | P         | P        |
| — Body-colour power-adjusting with manual foldaway (GTF)   | •      |        |        |               |                       |           |          |
| — Power heated with manual foldaway (included with Cold Weather Package (AD7)) (GUK)   | P      | •      | •      | •             |                       | •         | •        |
| Rear Spoiler — Body-colour (MXR)   |        | •      | •      |               |                       |           | •        |
| — Body-colour (included with Plus Group) (MXX)   | P      |        |        |               |                       | •         |          |
| — Matte Black Performance (included with Blacktop Package (ADX) or Daytona Edition Group (ACD)) (MXP)  | P      | P      | P      | •             |                       | P         | P        |
| — SRT® Performance (MXN)   |        |        |        |               | •                     |           |          |
| Sunroof — Power, with one-touch open/close feature (GWA)   | 0      | 0      | 0      | 0             | 0                     | 0         | 0        |
| Tires — P215/65R17 BSW Low-Rolling-Resistance All-Season Touring (TWW)   | •      |        |        |               |                       |           |          |
| — 245/45R20 BSW All-Season Performance (included with Blacktop Package and Plus Group) (TVJ)   | P      |        |        |               |                       | P         | •        |
| — 235/55R19 BSW All-Season Performance (TPR)   |        |        |        |               |                       | •         |          |
| — 245/45ZR20 All-Season Performance (TR9)  |        | •      | •      | •             |                       |           |          |
| — 245/45ZR20 BSW Performance (TVH)   |        | 0      | 0      | 0             |                       |           | 0        |
| — 275/40ZR20 All-Season Performance (included with Daytona Edition Group and Dynamics Package) (TW8)   |        |        |        | P             |                       |           |          |
| — 275/40ZR20 P Zero Summer (TN2)   |        |        |        | 0             |                       |           |          |
| — 305/35ZR20 (107Y) All-Season Performance (included with Widebody Package) (TYS)  |        |        |        | P             | •                     |           |          |
| — 305/35ZR20 3-Season (optional on Widebody Package) (TYN)   |        |        |        | 0             | 0                     |           |          |
| — Spare, compact (included with Blacktop Package (ADX) or Plus Group (AAY)) (TBC)  | P      | •      | 0      |               |                       |           | •        |
| — Spare, compact (TBG)   | •      |        |        |               |                       |           |          |
| — Delete Spare (TBF)   |        |        | •      | •             | •                     |           |          |
| Wheels — 17x7-inch painted cast aluminum (WAE)   | •      |        |        |               |                       |           |          |
| — 20x11-inch Brass Monkey Widebody aluminum (WDF)  |        |        |        |               | 0                     |           |          |
| — 20x8-inch Satin Carbon painted (included with Plus Group (AAY)) (WPZ)  | P      | •      |        |               |                       |           | •        |
| — 20x8-inch Satin Carbon aluminum (included with Plus Group (AAY)) (WHK)   |        | P      | •      |               |                       |           | P        |
| — 20x9.5-inch Brass Monkey forged aluminum (WRJ)   |        |        |        | 0             |                       |           |          |
| — 20x9-inch Low-Gloss Granite Crystal aluminum (included with Daytona Edition Group) (WRP)   |        |        | P      | •             |                       |           |          |
| — 19x7.5-inch Satin Carbon aluminum (WRQ)  |        |        |        |               |                       | •         |          |
| — 20x11-inch Devil's Rim aluminum (included with Widebody Package (2DV)) (WSC)   |        |        |        | P             |                       |           |          |
| — 20x11-inch Carbon Black aluminum (WSG)   |        |        |        | 0             | •                     |           |          |
| — 20x11-inch Warp-Speed Granite aluminum (WS5)   |        |        |        |               | 0                     |           |          |
| — 20x8-inch machined aluminum with Granite pockets (included with Plus Group (AAY)) (WHH)  |        |        | P      |               |                       |           |          |
| — 20x8-inch Black Noise painted aluminum (included with Blacktop Package (ADX)) (WRE)  | P      | P      | P      |               |                       |           | P        |



SALES TEAM

SEDAN

MINIVANS/CROSSOVERS

SPORT UTILITY

TRUCKS/COMMERCIAL

LAW ENFORCEMENT

| DODGE CHARGER STANDARD FEATURES AND OPTIONS   | SXT    | GT     | R/T    | Scat Pack 392 | SRT Hellcat® Widebody | SXT (AWD) | GT (AWD) |
|---|--------|--------|--------|---------------|-----------------------|-----------|----------|
| CPOS PACKAGE  | LDDM48 | LDDS48 | LDDP48 | LDDR48        | LDDT48                | LDES48    | LDEL48   |
| <b>EXTERIOR FEATURES</b> <small>continued</small>   |        |        |        |               |                       |           |          |
| — 20x9.5-inch painted forged aluminum (included with Daytona Edition Group (ACD) and Dynamics Package (ACN)) (WRV)                                      |        |        |        | P             |                       |           |          |
| — 20x8-inch Satin Carbon aluminum (included with Plus Group) (WHC)  |        |        |        |               |                       | P         | •        |
| — 20x8-inch Black Noise aluminum (included with Blacktop Package) (WH4)   |        |        |        |               |                       | P         | P        |
| — 20x11-inch Carbon Black aluminum (WHP)  |        |        |        |               | 0                     |           |          |
| Windows — Power with driver's and front-passenger one-touch auto up/down, antispin feature (JP3)  | •      | •      | •      | •             | •                     | •         | •        |
| Windshield Wipers — Rain-sensing (JHC)  | •      | •      | •      | •             | •                     | •         | •        |
| <b>INTERIOR FEATURES</b>  |        |        |        |               |                       |           |          |
| Assist Handles — Illuminated rear (CSS)   | •      | •      | •      | •             | •                     | •         | •        |
| — Passenger-side (CSR)  | •      | •      | •      | •             | •                     | •         | •        |
| Bright Pedals (XAR)   |        | •      | •      | •             | •                     |           | •        |
| Cargo Compartment Dress-Up (CKM)  | •      | •      | •      | •             | •                     | •         | •        |
| Cargo Net (CKR)   | 0      | 0      | 0      | 0             | 0                     | 0         | 0        |
| Centre Console — Full-length, includes rear climate control outlets, storage and 12-volt power supply (CUF)   | •      | •      | •      | •             | •                     | •         | •        |
| Climate Control — Dual-Zone Automatic Temperature Control with humidity sensor (HAF)  | •      | •      | •      | •             | •                     | •         | •        |
| Cup Holders — Illuminated front (CWP)   | •      | •      | •      | •             | •                     | •         | •        |
| — Illuminated rear (included with Sport leather-trimmed seats, suede/Nappa luxury perforated seats, suede seats or leather with Alcantara® seats) (CXB) | P      | P      | P      | P             |                       | P         | P        |
| Defroster — Rear window (GFA)   | •      | •      | •      | •             | •                     | •         | •        |
| Door Locks — Power, speed-sensitive (JPH)   | •      | •      | •      | •             | •                     | •         | •        |
| Driver Information Display — Reconfigurable digital gauge cluster (LAT)   | •      | •      | •      | •             | •                     | •         | •        |
| Floor Mats — Black-edged premium (included with Plus Group (AAY) and Daytona Edition Group (ACD)) (CCJ)   | P      | P      | P      | P             |                       | P         | P        |
| — Front and rear (CLZ/CCE/CCF)  | •      | •      | •      | •             | •                     | •         | •        |
| — Red-edged premium (included with Black/Ruby Red interior) (CRB)   |        |        |        | P             |                       |           |          |
| Instrument Cluster — 260-kph primary speedometer (JDN)  | •      | •      | •      |               |                       | •         | •        |
| — 300-kph primary speedometer (JDU)   |        |        |        | •             |                       |           |          |
| — 340-kph primary speedometer (JDX)   |        |        |        |               | •                     |           |          |
| — Dodge Performance Pages (JAZ)   |        | •      | •      |               |                       | •         | •        |
| — Gloss Black instrument-panel cluster trim rings (included with Blacktop Package (ADX) or Daytona Edition Group (ACD)) (JA9)                           | P      | P      | P      | P             |                       | P         | P        |
| — SRT® Performance Information (JAV)  |        |        |        | •             | •                     |           |          |
| — Tachometer, engine temperature and fuel gauge   | •      | •      | •      | •             | •                     | •         | •        |
| Interior Accents — Carbonite (included with Daytona Edition Group (ACD)) (XSW)  |        |        | P      | P             |                       |           |          |
| — Dark engine turn aluminum (XSU)   |        |        |        |               | •                     |           |          |
| — Dub plate (XTD)   | •      | •      | •      | •             |                       | •         | •        |
| Lighting, Interior — Driver's and passenger lower ambient LED lamps (included with Plus Group (AAY) and Daytona Edition Group (ACD)) (LBL)              | P      | P      | •      | P             | •                     | P         | P        |
| — Front and rear LED map pockets (included with Travel & Safety Group, Plus Group and Driver Convenience Group (AF1)) (LBU)                             | P      | P      | P      | •             | •                     | P         | P        |
| — Front and rear reading/map lamps (LBG)  | •      | •      | •      | •             | •                     | •         | •        |
| — Front overhead LED lighting (included with Plus Group (AAY) and Daytona Edition Group (ACD)) (LBT)  | P      | P      | •      | P             | •                     | P         | P        |



SALES TEAM

SEDAN

MINIVANS/CROSSOVERS

SPORT UTILITY

TRUCKS/COMMERCIAL

LAW ENFORCEMENT

| DODGE CHARGER STANDARD FEATURES AND OPTIONS   | SXT    | GT     | R/T    | Scat Pack 392 | SRT Hellcat® Widebody | SXT (AWD) | GT (AWD) |
|---|--------|--------|--------|---------------|-----------------------|-----------|----------|
| CPOS PACKAGE  | LDDM48 | LDDS48 | LDDP48 | LDDR48        | LDDT48                | LDES48    | LDEL48   |
| <b>INTERIOR FEATURES</b> <i>continued</i>   |        |        |        |               |                       |           |          |
| — Glove box (LBC)   | •      | •      | •      | •             | •                     | •         | •        |
| — Trunk lamp (LDC)  | •      | •      | •      | •             | •                     | •         | •        |
| Memory System — Includes driver's seat, radio presets and exterior mirrors (included with leather-trimmed Sport seat, Nappa/suede seat, Alcantara®/Laguna seat, Nappa/Alcantara seat) (LEW) | P      | P      | P      | P             | •                     | P         | P        |
| Mirrors — Auto-dimming rearview (GNK)   | •      | •      | •      | •             | •                     | •         | •        |
| — Visor vanity, illuminated, driver's and passenger sides (GNC)   | •      | •      | •      | •             | •                     | •         | •        |
| Power Outlets — 12-volt, located in front shifter area, centre console and rear of centre console (JJJ/JKW)   | •      | •      | •      | •             | •                     | •         | •        |
| Seats, Front — Alcantara/Laguna with logo in Black (*DZ) (included with Alcantara Package)  |        |        |        |               | P                     |           |          |
| — Cloth performance seats, Black (*HA)  |        | •      | •      |               |                       |           | •        |
| — Cloth performance seats with Bee logo, Black/Caramel (*LS)  |        |        |        | •             |                       |           |          |
| — Cloth-trimmed Sport seat, Black (*BP)   | •      |        |        |               |                       | •         |          |
| — Heated front (included with Cold Weather Package, leather-trimmed Sport seats, Daytona Edition Group (ACD) and Alcantara/Laguna seats) (JPM)  | P      | P      | P      | P             | P                     | P         | P        |
| — Heated rear (included with leather-trimmed Sport seat, Daytona Edition Group (ACD) and Alcantara/Laguna leather seat) (JPZ)   | P      | P      | P      | P             | P                     | P         | P        |
| — Houndstooth cloth Sport, Black (*HT)  | 0      |        |        |               |                       | 0         |          |
| — Power, eight-way driver's with four-way power lumbar adjust (included included with Sport leather-trimmed seat) (JPT)   | P      | •      | •      | •             | •                     | •         | •        |
| — Power, eight-way passenger's with four-way power lumbar adjust (JPR)  | P      | •      | P      | •             | P                     |           | •        |
| — Six-way power driver's (JPU)  | •      |        |        |               |                       |           |          |
| — Sport leather-trimmed bucket (requires either the Plus Group (AAY) or Leather Interior Group (AJD)), Black (*AP)  | P      |        |        |               |                       | P         |          |
| — Ventilated front (included with leather-trimmed Sport seat, Daytona Edition Group (ACD) and Alcantara/Laguna leather seat) (CAJ)  | P      | P      |        | P             | •                     |           | P        |
| — Ventilated Laguna leather-trimmed seats with SRT Hellcat logo, Black, Black/Sepia, Black/Demonic Red (*W8)  |        |        |        |               | •                     |           |          |
| — Ventilated Nappa leather-trimmed Sport (optional with Plus Group (AAY)), Black/Caramel (*AK)  | P      |        |        |               |                       | P         |          |
| — Ventilated Nappa/Alcantara Performance (included with Plus Group (AAY)), Black (*CJ)  |        | P      | P      |               |                       |           | P        |
| — Ventilated Nappa/Alcantara with Scat Pack logo (included with Plus Group (AAY)) in Black or Black/Ruby Red (*GQ)  |        |        |        | P             |                       |           |          |
| — Ventilated Nappa leather/Alcantara suede; includes Daytona logo, Black (included with Daytona Edition Group (ACD)) (*YL)  |        |        | P      | P             |                       |           |          |
| Seat, Rear — 60/40 split-folding with armrest and cup holders (CFN)   | •      | •      | •      | •             | •                     | •         | •        |
| Shift Knob — Leather-wrapped (CVW)  | •      | •      | •      | •             |                       | •         | •        |
| — Premium leather-wrapped (CVB/LA7)   |        |        |        |               | •                     |           |          |
| Steering Column — Power tilt/telescoping (included with Plus Group (AAY) and Daytona Edition Group (ACD)) (SUB)   | P      | P      | P      | P             | •                     | •         | P        |
| — Tilt/telescoping (SUD)  | •      | •      | •      | •             |                       |           | •        |
| Steering Wheel — Heated (included with Plus Group (AAY), Daytona Edition Group (ACD) and Cold Weather Package (AD7) and leather-trimmed Sport seat) (NHS)                                   | P      | P      | P      | •             | •                     | •         | P        |
| — Leather-wrapped (SCV)   | •      |        |        |               |                       |           |          |
| — Premium leather-wrapped SRT® flat-bottom (SCC)  |        |        |        |               | •                     |           |          |
| — Performance (SCJ)   |        | •      | •      | •             |                       | •         | •        |
| — With mounted audio controls (RDZ)   | •      | •      | •      | •             | •                     | •         | •        |
| — With mounted paddle shifters (XBQ)  |        | •      | •      | •             | •                     | •         | •        |



SALES TEAM

SEDAN

MINIVANS/CROSSOVERS

SPORT UTILITY

TRUCKS/COMMERCIAL

LAW ENFORCEMENT

| DODGE CHARGER STANDARD FEATURES AND OPTIONS  | SXT    | GT     | R/T    | Scat Pack 392 | SRT Hellcat® Widebody | SXT (AWD) | GT (AWD) |
|--|--------|--------|--------|---------------|-----------------------|-----------|----------|
| CPOS PACKAGE   | LDDM48 | LDDS48 | LDDP48 | LDDR48        | LDDT48                | LDES48    | LDEL48   |
| <b>INTERIOR FEATURES</b> <small>continued</small>  |        |        |        |               |                       |           |          |
| Temperature Display — Outside, located in Electronic Vehicle Information Centre (LAH)  | •      | •      | •      | •             | •                     | •         | •        |
| Universal Garage Door Opener <sup>(13)</sup> (included with Driver Convenience Group (AJV)) (XGD)  | P      | •      | •      | •             | •                     | P         | •        |
| <b>UCONNECT® MULTIMEDIA</b>  |        |        |        |               |                       |           |          |
| Audio Systems — 19-speaker GreenEdge™ Harman Kardon® System (included with Harman Kardon Audio Group (AY1)) (RCA)  |        |        | P      | P             | P                     |           |          |
| — Six speakers (RCG)   | •      |        |        |               |                       |           |          |
| — Six premium speakers (included with Plus Group (AAY)) (RCJ)  | P      | •      | •      | •             | •                     | •         | •        |
| — Nine premium speakers with 506-watt amplifier and a subwoofer (included with Alpine® Audio Group (AR6)) (RC3)  | P      | P      |        |               |                       | P         | P        |
| Dual Remote Charging USB Port (RS4)  | •      | •      | •      | •             | •                     | •         | •        |
| — Media Hub (includes two USB ports and auxiliary jack) (RS6)  | •      | •      | •      | •             | •                     | •         | •        |
| Integrated Uconnect Voice Command <sup>(10)</sup> (XRB)  | •      | •      | •      | •             | •                     | •         | •        |
| SiriusXM <sup>(9)</sup> — Includes one-year trial subscription (RSD)   | P      | •      | •      | •             | •                     | •         | •        |
| Uconnect 4 with 7-inch Display — 7-inch touchscreen display with AM/FM radio, Bluetooth® Integrated Voice Command <sup>(10)</sup> Apple CarPlay and Android Auto, <sup>(4)</sup> USB Host Flip and Media Hub with audio input jack and two USB ports (UCG)   | •      |        |        |               |                       |           |          |
| Uconnect 4C with 8.4-inch Display — AM/FM radio system with Apple CarPlay and Android Auto, <sup>(4)</sup> CD/DVD/MP3 format capability, SiriusXM with one-year trial subscription <sup>(9)</sup> included, Integrated Voice Command <sup>(10)</sup> with Bluetooth, 8.4-inch touchscreen for displaying music, climate controls and vehicle information, Bluetooth and Bluetooth Streaming Audio, Media Hub with audio input jack and two USB ports (included with Plus Group) (UCS)  | P      | •      | •      | •             | •                     | •         | •        |
| Uconnect 4C NAV <sup>(8)</sup> with 8.4-inch Display — AM/FM radio system with Apple CarPlay and Android Auto, <sup>(4)</sup> CD/DVD/MP3 format capability, SiriusXM with one-year trial subscription <sup>(9)</sup> included, Integrated Voice Command <sup>(10)</sup> with Bluetooth, 8.4-inch touchscreen for displaying music, climate controls and vehicle information, Bluetooth and Bluetooth Streaming Audio, Media Hub with audio input jack and two USB ports (included with Navigation <sup>(8)</sup> & Travel Group (AMN)) (UCQ) | P      | P      | P      | P             | P                     | P         | P        |
| <b>SAFETY &amp; SECURITY</b>   |        |        |        |               |                       |           |          |
| Active Head Restraints <sup>(11)</sup> (CBD)   | •      | •      | •      | •             | •                     | •         | •        |
| Adaptive Cruise Control <sup>(6)</sup> (included with Technology Group (ADG)) (NH3)  | P      | P      | P      | P             |                       | P         | P        |
| — Adaptive Cruise Control with Stop and Go <sup>(6)</sup> (included with Technology Group (ADG)) (NH3)   | P      | P      | P      | P             |                       | P         | P        |
| Advanced Brake Assist (included with Technology Group (ADG)) (BGG)   | P      | P      | P      | P             |                       | P         | P        |
| Air Bags <sup>(7)</sup> — Advanced multistage front (CG3)  | •      | •      | •      | •             |                       | •         | •        |
| — Advanced SRT® multistage front (CGB)   |        |        |        |               | •                     |           |          |
| — Supplemental front-seat-mounted side (CJ1)   | •      | •      | •      | •             | •                     | •         | •        |
| — Supplemental side-curtain for front and rear outboard occupants (CJ2)  | •      | •      | •      | •             | •                     | •         | •        |
| Blind-Spot Monitoring and Rear Cross-Path Detection <sup>(6)</sup> (included with Driver Convenience Group (AJV) and Travel & Safety Group (AF1)) (XAN)  | P      | P      | P      | P             | P                     | P         | P        |
| Brake Assist (BGE)   | •      | •      | •      | •             | •                     | •         | •        |
| Brake-Park Interlock (XSL)   | •      | •      | •      | •             | •                     | •         | •        |
| Child Seat Anchor System (LATCH) (CF4)   | •      | •      | •      | •             | •                     | •         | •        |
| Electronic Stability Control <sup>(12)</sup> — Includes Brake Assist (BNB)   | •      | •      | •      | •             | •                     | •         | •        |
| Full-Speed Forward Collision Warning Plus with Active Braking <sup>(6)</sup> (included with Technology Group (ADG)) (LSU)  | P      | P      | P      | P             |                       | P         | P        |
| Hill Start Assist (BNG)  | •      | •      | •      | •             | •                     | •         | •        |
| Lane Departure Warning with Lane Keep Assist <sup>(6)</sup> (included with Technology Group (ADG)) (LAS)   | P      | P      | P      | P             |                       | P         | P        |
| Park-Sense® Rear Park Assist <sup>(6)</sup> (XAA)  | •      | •      | •      | •             | •                     | •         | •        |



SALES TEAM

SEDAN

MINIVANS/CROSSOVERS

SPORT UTILITY

TRUCKS/COMMERCIAL

LAW ENFORCEMENT

| DODGE CHARGER STANDARD FEATURES AND OPTIONS  | SXT    | GT     | R/T    | Scat Pack 392 | SRT Hellcat® Widebody | SXT (AWD) | GT (AWD) |
|--|--------|--------|--------|---------------|-----------------------|-----------|----------|
| CPOS PACKAGE   | LDDM48 | LDDS48 | LDDP48 | LDDR48        | LDDT48                | LDES48    | LDEL48   |
| <b>SAFETY &amp; SECURITY</b> continued   |        |        |        |               |                       |           |          |
| ParkView® Rear Back-Up Camera <sup>(6)</sup> (XAC)   | •      | •      | •      | •             | •                     | •         | •        |
| Rain Brake Support (BHC)   | •      | •      | •      | •             | •                     | •         | •        |
| Ready Alert Braking (BHD)  | •      | •      | •      | •             | •                     | •         | •        |
| Remote Proximity Keyless Entry (GXD)   | •      | •      | •      | •             | •                     | •         | •        |
| Seat-Belt Alert — Front-passenger (LAX)  | •      | •      | •      | •             | •                     | •         | •        |
| Security Alarm (included with Plus Group (AAY)) (LSA)  | P/F    | P      | •      | •             | •                     | F         | P        |
| Sentry Key® Antitheft Engine Immobilizer (GXX)   | •      | •      | •      | •             | •                     | •         | •        |
| Tire Pressure Monitoring System (XGM)  | •      | •      | •      | •             | •                     | •         | •        |
| <b>PACKAGES/EQUIPMENT GROUPS</b>   |        |        |        |               |                       |           |          |
| Alcantara® Package — Includes Alcantara/Laguna seats and Alcantara steering wheel (ALR)  |        |        |        |               | 0                     |           |          |
| Alpine® Audio Group — Includes nine Alpine premium speakers and 506-watt amplifier (AR6)   | 0      | 0      |        |               |                       | 0         | 0        |
| Blacktop Package — Includes Gloss Black instrument-panel cluster trim rings, Gloss Black badges, Dodge grille badge (on SXT), R/T Blacktop badge (on R/T), Satin Black Charger decklid badge, Black all-wheel drive (AWD) Rhombus badge (SXT AWD), Gloss Black rear fascia appliqué (on SXT), Black one-piece performance spoiler, Sport suspension and compact spare tire (on SXT), 245/45R20 BSW All-Season tires (on SXT, GT, R/T), 20-inch Black Noise wheels and 19-inch Black Noise wheels (on SXT AWD) (ADX)  | 0      | 0      | 0      |               |                       | 0         | 0        |
| Carbon/Suede Interior Package — Includes suede headliner and real carbon fibre interior accents (AFY)  |        |        | 0      | 0             | 0                     |           |          |
| Cold Weather Package — Includes power heated mirrors on SXT and heated front seats (AD7)   | 0      | 0      | 0      |               |                       | 0         | 0        |
| Daytona Edition Group — Includes Daytona logo leather/Alcantara seats, Mopar® Cold Air Intake, power/heated/memory/blind-spot mirrors, Black-edged premium floor mats, Daytona instrument-panel badge, Gloss Black instrument-panel cluster trim rings, Carbonite interior accents, soft-touch instrument panel, Daytona front grille badge, Daytona decals, front overhead LED light, driver/passenger lower LED lamps, Black one-piece performance spoiler and power tilt/telescoping steering column. For R/T, includes security alarm, heated steering wheel, Satin Black Charger decklid badge and 20-inch forged/painted wheels. For Scat Pack, includes 392 fender decal, bright pedals, 275/40ZR20 All-Season tires and 20 x 9.5-inch forged/painted wheels (ACD)  |        |        | 0      | 0             |                       |           |          |
| Driver Convenience Group — Includes blind-spot/power/heated/foldaway mirrors, bi-functional High Intensity Discharge projector headlamps and Blind-Spot Monitoring and Rear Cross-Path Detection. <sup>(6)</sup> For SXT, includes Universal Garage Door Opener <sup>(13)</sup> and LED fog lamps (AJV)  | 0      | 0      | 0      | 0             |                       | 0         | 0        |
| Dynamics Package — Includes antilock four-wheel disc brakes and brake calipers – Black, 275/40ZR20 All-Season tires and 20 x 9.5-inch Low-Gloss Black wheels (ACN)   |        |        |        | 0             |                       |           |          |
| Harman Kardon® Audio Group — Includes 19 Harman Kardon GreenEdge™ speakers and amplifier (AY1)   |        |        | 0      | 0             | 0                     |           |          |
| Leather Interior Group — Includes Nappa leather-trimmed Sport seating, Remote Start System, power, heated memory mirrors, and Blind-Spot Monitoring and Rear Cross-Path Detection <sup>(6)</sup> (AJD)   | F      |        |        |               |                       |           |          |
| Mopar Interior Appearance Group — Includes Mopar Premium Floor Mats with logo, Mopar Trunk Mat with logo, and Mopar Bright Door Sills and Mopar Pedal Kit (ACX)  | 0      | 0      | 0      | 0             |                       | 0         | 0        |
| Navigation <sup>(8)</sup> & Travel Group — Includes Uconnect® 4C NAV <sup>(8)</sup> For SXT, includes power, heated mirrors. For SXT, GT and R/T, includes heated steering wheel and heated front seats (AMN)  | 0      | 0      | 0      | 0             | 0                     | 0         | 0        |
| Plus Group — Includes leather-trimmed Sport seat (on SXT), Nappa/Alcantara perforated seating (on GT and R/T models), Scat Pack logo leather-trimmed seats (on Scat Pack), security alarm, blind-spot/memory/power/heated mirrors, Black-edge premium floor mats, heated steering wheel (already standard on Scat Pack), soft-touch instrument panel, front overhead LED lighting, driver's and passenger lower LED lamps, bi-functional High Intensity Discharge projector headlamps and power/tilt telescoping steering column. For SXT, rear body-colour spoiler, six premium speakers, 20-inch Granite Crystal wheels, 276-watt amplifier, Uconnect 4C, Sport suspension and compact spare tire. For SXT and GT, 245/45R20 BSW All-Season Performance tires. For GT and R/T, includes 20 x 9-inch Black Noise wheels (AAY) | 0      | 0      | 0      | 0             |                       | 0         | 0        |



SALES TEAM

SEDAN

MINIVANS/CROSSOVERS

SPORT UTILITY

TRUCKS/COMMERCIAL

LAW ENFORCEMENT

| DODGE CHARGER STANDARD FEATURES AND OPTIONS   | SXT    | GT     | R/T    | Scat Pack 392 | SRT Hellcat®<br>Widebody | SXT (AWD) | GT (AWD) |
|---|--------|--------|--------|---------------|--------------------------|-----------|----------|
| CPOS PACKAGE  | LDDM48 | LDDS48 | LDDP48 | LDDR48        | LDDT48                   | LDES48    | LDEL48   |
| <b>PACKAGES/EQUIPMENT GROUPS</b> continued  |        |        |        |               |                          |           |          |
| Popular Equipment Group — Includes Remote Start System and SiriusXM <sup>®</sup> (AJY)  | 0      |        |        |               |                          |           |          |
| Technology Group — Includes Advanced Brake Assist, Auto High-Beam Headlamp Control, Full-Speed Forward Collision Warning Plus <sup>(6)</sup> Adaptive Cruise Control <sup>(6)</sup> Lane Departure Warning <sup>(6)</sup> and rain-sensing windshield wipers. For SXT, includes rearview auto-dimming mirror and Dual-Zone Automatic Temperature Control air conditioning (ADG) | 0      | 0      | 0      | 0             |                          | 0         | 0        |
| Travel & Safety Group — Includes Remote Start System, blind-spot/power/heated mirrors, front and rear LED map lights, and Blind-Spot Monitoring and Rear Cross-Path Detection <sup>(6)</sup> (AF1)  | F      |        |        |               |                          |           |          |
| Widebody Package (2DV)  |        |        |        | 0             | •                        |           |          |

• = Included. P = Available within Package noted. 0 = Optional. F = Fleet-only option.



SALES TEAM

SEDAN

MINIVANS/CROSSOVERS

SPORT UTILITY

TRUCKS/COMMERCIAL

LAW ENFORCEMENT



### CHRYSLER PACIFICA

|                                   |   |
|-----------------------------------|---|
| <b>Models</b>                     | Touring, Touring-L, Touring-L Plus, Limited, Pinnacle™  |
| <b>Engine / HP / Torque lb-ft</b> | 3.6L Pentastar™ Variable Valve Timing (VVT) V6 with Engine Stop/Start (ESS) technology/287/262                |
| <b>Transmission</b>               | 9-speed Automatic transmission  |
| <b>Drivetrain</b>                 | FWD / AWD   |
| <b>Seating Capacity</b>           | 7 / 8   |
| <b>GVWR kg (lb)</b>               | 2724 (6005)   |
| <b>Towing Capacity kg (lb)</b>    | 1633 (3600)   |
| <b>Wheelbase</b>                  | 3089 (121.6)  |
| <b>Overall Height maximum</b>     | 1777 (69.9) FWD<br>1796 (70.7) AWD  |
| <b>Track front / rear</b>         | 1735 (68.3) / 1736 (68.3) FWD<br>1748 (68.8) / 1747 (68.8) AWD  |
| <b>Overall Width</b>              | 2022 (79.6) (without mirrors)<br>2297 (90.4) (with mirrors)   |
| <b>Overall Length</b>             | 5189 (204.3)  |
| <b>Headroom front / rear</b>      | 1020 (40.1) / 1006 (39.6) / 984 (38.7) (without sunroof)<br>975 (38.4) / 966 (38) / 984 (38.7) (with sunroof) |
| <b>Legroom front / rear</b>       | 1045 (41.1) / 992 (39) / 929 (36.5)   |
| <b>Hip Room front / rear</b>      | 1500 (59) / 1647 (64.8) / 1258 (49.5)   |
| <b>Shoulder Room front / rear</b> | 1622 (63.8) / 1602 (63) / 1555 (61.2)   |
| <b>Cargo Volume L (cu ft)</b>     | 3979 (140.5) / 2478 (87.5) / 915 (32.3)   |
| <b>Fuel Capacity L (imp gal)</b>  | 71.9 (15.8)   |

### FIAT® 500X

|                                   |   |
|-----------------------------------|---|
| <b>Models</b>                     | Pop, Trekking, Sport, Trekking Plus                             |
| <b>Engine / HP / Torque lb-ft</b> | 1.3L MultiAir® 16V Turbo/177/210                                |
| <b>Transmission</b>               | 9-speed Automatic transmission                                  |
| <b>Drivetrain</b>                 | AWD   |
| <b>Seating Capacity</b>           | 5   |
| <b>GVWR kg (lb)</b>               | 2080 (4586)   |
| <b>Towing Capacity kg (lb)</b>    | 907 (2000)  |
| <b>Wheelbase</b>                  | 2570 (101.2)  |
| <b>Overall Height maximum</b>     | 1617 (63.7)   |
| <b>Track front / rear</b>         | 1543 (60.7) / 1543 (60.7)                                       |
| <b>Overall Width</b>              | 1859 (73.2) (with mirrors folded)<br>2025 (79.7) (with mirrors) |
| <b>Overall Length</b>             | 4248 (167.2) Pop, Sport, Trekking Plus<br>4273 (168.2) Trekking |
| <b>Headroom front / rear</b>      | 993 (39.1) / 960 (37.8)   |
| <b>Legroom front / rear</b>       | 1053 (41.4) / 883 (34.8)  |
| <b>Hip Room front / rear</b>      | 1354 (53.3) / 1326 (52.2)                                       |
| <b>Shoulder Room front / rear</b> | 1380 (54.3) / 1342 (52.8)                                       |
| <b>Cargo Volume L (cu ft)</b>     | 399 (14.1) (rear seats up)<br>1127 (39.8) (rear seats folded)   |
| <b>Fuel Capacity L (imp gal)</b>  | 48 (10.6)   |





SALES TEAM

SEDAN

MINIVANS/CROSSOVERS

SPORT UTILITY

TRUCKS/COMMERCIAL

LAW ENFORCEMENT



## CHRYSLER PACIFICA

### PRODUCT HIGHLIGHTS

9-speed Automatic transmission with Rotary E-shift — Standard

287 horsepower and 262 lb-ft of torque

Available All-Wheel-Drive (AWD) System

Active Noise Cancellation — Standard

Advanced Technology, including:

- Uconnect® Theatre with Wireless Streaming, 7-inch full-colour customizable in-cluster display centre and Uconnect 5 NAV® multimedia centre with Largest-In-Class 10.1-inch touchscreen display<sup>(14)</sup> — Available

Bold and sculpted exterior, with elegant chrome accents and signature LED lighting

Class-Exclusive Second-Row Stow 'n Go® Fold-in-Floor Seating and Storage with Easy Tilt<sup>(14)</sup> — Available

Class-Exclusive Third-Row Stow 'n Go Fold-in-Floor 60/40 Split-Folding Bench Seat<sup>(14)</sup> — Standard

Standard 3.6L Pentastar™ Variable Valve Timing (VVT) V6 with available Engine Stop/Start (ESS) technology

The Most Luxurious Interior in its Class<sup>(14)</sup>



### SAFETY & SECURITY

More than 101 standard and available features, including:

- 360° Surround-View Camera<sup>(6)</sup>
- Adaptive Cruise Control with Stop and Go<sup>(6)</sup>
- Blind-Spot Monitoring and Rear Cross-Path Detection<sup>(6)</sup>
- Full-Speed Forward Collision Warning Plus with Active Braking<sup>(6)</sup>
- KeySense programmable key fob
- Lane Departure Warning with Lane Keep Assist<sup>(6)</sup>
- Parallel and Perpendicular Park Assist<sup>(6)</sup>
- Park-Sense® Front and Rear Park Assist with Active Braking<sup>(6)</sup>
- Pedestrian Automatic Emergency Braking<sup>(6)</sup>

| ENGINES                        | HORSEPOWER | TORQUE |
|--------------------------------|------------|--------|
| 3.6L Pentastar VVT V6 with ESS | 287        | 262    |



**EXTERIOR DIMENSIONS, mm (in)**

|  |                         |
|--|-------------------------|
| Wheelbase                                    | 3089 (121.6)            |
| Overall Height (FWD/AWD)                     | 1777 (69.9)/1796 (70.7) |
| Front Track (FWD/AWD)                        | 1735 (68.3)/1748 (68.8) |
| Rear Track (FWD/AWD)                         | 1736 (68.3)/1747 (68.8) |
| Overall Width, including Mirrors             | 2297 (90.4)             |
| — Without mirrors                            | 2022 (79.6)             |
| Overall Length                               | 5189 (204.3)            |
| Ground Clearance (minimum running) (FWD/AWD) | 131 (5.1)/137 (5.4)     |

**INTERIOR DIMENSIONS, mm (in)**

First Row:

|                         |             |
|-------------------------|-------------|
| — Headroom              | 1020 (40.1) |
| — Headroom with sunroof | 975 (38.4)  |
| — Legroom               | 1045 (41.1) |
| — Hip Room              | 1500 (59)   |
| — Shoulder Room         | 1622 (63.8) |

Second Row:

|                         |             |
|-------------------------|-------------|
| — Headroom              | 1006 (39.6) |
| — Headroom with sunroof | 966 (38)    |
| — Legroom               | 992 (39)    |
| — Hip Room              | 1647 (64.8) |
| — Shoulder Room         | 1602 (63)   |

Third Row:

|                         |             |
|-------------------------|-------------|
| — Headroom              | 984 (38.7)  |
| — Headroom with sunroof | 984 (38.7)  |
| — Legroom               | 929 (36.5)  |
| — Hip Room              | 1258 (49.5) |
| — Shoulder Room         | 1555 (61.2) |

**VOLUMES & CAPACITIES**

|                                 |              |
|---------------------------------|--------------|
| Maximum Cargo Volume, L (cu ft) | 3979 (140.5) |
| Volume Index, L (cu ft)         | 5587 (197.3) |
| Seating Capacity                | 7/8          |
| Fuel Tank Capacity, L (imp gal) | 71.9 (15.8)  |

**FUEL ECONOMY, L/100 km (mpg)**

| 2020 Fuel Economy  | City/Highway       |
|--|--------------------|
| — 3.6L Pentastar™ Variable Valve Timing (VVT) V6 with Engine Stop/Start (ESS) technology | 12.4 (23)/8.4 (34) |

**EXTERIOR PAINT COLOURS**

|                                     |                                |
|-------------------------------------|--------------------------------|
| Billet Metallic (PSC)               | Bright White (PW7)             |
| Brilliant Black Crystal Pearl (PXR) | Ceramic Grey (PDN)             |
| Fathom Blue Pearl (PPS)             | Granite Crystal Metallic (PAU) |
| Luxury White Pearl (PW2)            | Maximum Steel Metallic (PAR)   |
| Ocean Blue Metallic (PBM)           | Velvet Red Pearl (PRV)         |



SALES TEAM

SEDAN

MINIVANS/CROSSOVERS

SPORT UTILITY

TRUCKS/COMMERCIAL

LAW ENFORCEMENT

| CHRYSLER PACIFICA STANDARD FEATURES AND OPTIONS  | Pacifica Touring | Pacifica Touring L | Pacifica Touring L Plus | Pacifica Limited | Pacifica Pinnacle™ | Pacifica Hybrid Touring | Pacifica Hybrid Touring L | Pacifica Hybrid Touring L Plus | Pacifica Hybrid Limited | Pacifica Hybrid Pinnacle |
|--|------------------|--------------------|-------------------------|------------------|--------------------|-------------------------|---------------------------|--------------------------------|-------------------------|--------------------------|
| CPOS PACKAGE   | 2DW              | 2DL                | 2DJ                     | 2DP              | 2DS                | 2DW                     | 2DL                       | 2DJ                            | 2DP                     | 2DS                      |
| <b>ENGINES/TRANSMISSIONS</b>   |                  |                    |                         |                  |                    |                         |                           |                                |                         |                          |
| 3.6L Pentastar™ V6 Variable Valve Timing (VVT) with Engine Stop/Start Technology and 9-speed Automatic (ERC/DFH) | •                | •                  | •                       | •                | •                  |                         |                           |                                |                         |                          |
| 3.6L Atkinson Cycle V6 Hybrid with Electrically Variable (EH3/DFQ)   |                  |                    |                         |                  |                    | •                       | •                         | •                              | •                       | •                        |
| <b>MECHANICAL FEATURES</b>   |                  |                    |                         |                  |                    |                         |                           |                                |                         |                          |
| 6.6-kW Battery Charger with Cord (XFE)   |                  |                    |                         |                  |                    | •                       | •                         | •                              | •                       | •                        |
| All-Wheel Drive (AWD)  | 0                | 0                  | 0                       | 0                | 0                  |                         |                           |                                |                         |                          |
| Alternator — 180-amp (BAD)   | •                | •                  | •                       |                  |                    |                         |                           |                                |                         |                          |
| — 220-amp (packaged with Trailer-Tow Group, Uconnect® Theatre with Wireless Streaming) (BAJ)                     | P                | P                  | P                       | •                | •                  |                         |                           |                                |                         |                          |
| Battery — 650-amp, maintenance-free (BCZ)  | •                | •                  | •                       | •                | •                  | •                       | •                         | •                              | •                       | •                        |
| — Auxiliary (BC1)  | •                | •                  | •                       | •                | •                  |                         |                           |                                |                         |                          |
| — Charge indicator (XAT)   |                  |                    |                         |                  |                    | •                       | •                         | •                              | •                       | •                        |
| Brakes — Four-wheel antilock disc regenerative brakes (BRT)  |                  |                    |                         |                  |                    | •                       | •                         | •                              | •                       | •                        |
| — Four-wheel antilock with discs (BRG)   | •                | •                  | •                       | •                | •                  |                         |                           |                                |                         |                          |
| — Four-wheel heavy-duty antilock disc (included with AWD) (BR3)  | P                | P                  | P                       | P                | P                  |                         |                           |                                |                         |                          |
| Defroster — Rear (GFA)   | •                | •                  | •                       | •                | •                  | •                       | •                         | •                              | •                       | •                        |
| Electronic Park Brake (XC4)  | •                | •                  | •                       | •                | •                  | •                       | •                         | •                              | •                       | •                        |
| Engine Block Heater (NHK)  | •                | •                  | •                       | •                | •                  |                         |                           |                                |                         |                          |
| Front-Wheel Drive (FWD)  | •                | •                  | •                       | •                | •                  | •                       | •                         | •                              | •                       | •                        |
| Fuel Tank — 62.5-litre (16.5-gallon) (NF3)   |                  |                    |                         |                  |                    | •                       | •                         | •                              | •                       | •                        |
| — 71.9-litre (19-gallon) (NF1)   | •                | •                  | •                       | •                | •                  |                         |                           |                                |                         |                          |
| Suspension — AWD (included with AWD) (SDE)   | P                | P                  | P                       | P                | P                  |                         |                           |                                |                         |                          |
| — Heavy-duty (SDB)   |                  |                    |                         |                  |                    | •                       | •                         | •                              | •                       | •                        |
| — Touring-tuned (SDC)  | •                | •                  | •                       | •                | •                  |                         |                           |                                |                         |                          |
| Tip Start (XBN)  | •                | •                  | •                       | •                | •                  | •                       | •                         | •                              | •                       | •                        |
| <b>EXTERIOR FEATURES</b>   |                  |                    |                         |                  |                    |                         |                           |                                |                         |                          |
| Daylight Opening — Bright (MMP)  | •                | •                  | •                       | •                |                    | •                       | •                         | •                              | •                       |                          |
| — Black (included with S Appearance Package) (MMR)   | P                | P                  | P                       | P                |                    | P                       | P                         | P                              | P                       |                          |
| — Platinum Chrome (MMF)  |                  |                    |                         |                  | •                  |                         |                           |                                |                         | •                        |
| Door Handles — Body-colour (included with S Appearance Package) (MNK)  | •                | P                  | P                       | P                |                    | •                       | P                         | P                              | P                       |                          |
| — Bright (not available with S Appearance Package) (MNC)   |                  | •                  | •                       | •                |                    |                         | •                         | •                              | •                       |                          |
| — Platinum Chrome (MNU)  |                  |                    |                         |                  | •                  |                         |                           |                                |                         | •                        |



SALES TEAM

SEDAN

MINIVANS/CROSSOVERS

SPORT UTILITY

TRUCKS/COMMERCIAL

LAW ENFORCEMENT

| CHRYSLER PACIFICA STANDARD FEATURES AND OPTIONS   | Pacifica Touring | Pacifica Touring L | Pacifica Touring L Plus | Pacifica Limited | Pacifica Pinnacle™ | Pacifica Hybrid Touring | Pacifica Hybrid Touring L | Pacifica Hybrid Touring L Plus | Pacifica Hybrid Limited | Pacifica Hybrid Pinnacle |
|---|------------------|--------------------|-------------------------|------------------|--------------------|-------------------------|---------------------------|--------------------------------|-------------------------|--------------------------|
| CPOS PACKAGE  | 2DW              | 2DL                | 2DJ                     | 2DP              | 2DS                | 2DW                     | 2DL                       | 2DJ                            | 2DP                     | 2DS                      |
| <b>EXTERIOR FEATURES</b> continued  |                  |                    |                         |                  |                    |                         |                           |                                |                         |                          |
| Doors — Hands-Free Sliding Side (included with Family Convenience Group) (XZ3)  |                  |                    | P                       | •                | •                  |                         |                           | P                              | •                       | •                        |
| — Power-sliding side (included with Power Group) (JRK)  | P                | •                  | •                       | •                | •                  | P                       | •                         | •                              | •                       | •                        |
| Fog Lamps — LED (LNV)   | •                | •                  | •                       | •                | •                  | •                       | •                         | •                              | •                       | •                        |
| Front Licence Plate Bracket (MDA)   | •                | •                  | •                       | •                | •                  | •                       | •                         | •                              | •                       | •                        |
| Full Sunroof — Power front, fixed rear (included with Eight-Passenger Seating Package; restrictions apply) (GWJ)  | 0                | 0                  | 0                       | 0/P              |                    |                         |                           |                                |                         |                          |
| Glass — Sunscreen (GAE)   | •                | •                  | •                       | •                | •                  | •                       | •                         | •                              | •                       | •                        |
| Grille — Black with Bright surround (MLH)   | •                | •                  | •                       | •                |                    | •                       | •                         | •                              | •                       |                          |
| — Black with Gloss Black surround (included with S Appearance Package) (ML1)  | P                | P                  | P                       | P                |                    | P                       | P                         | P                              | P                       |                          |
| — Black with Platinum Chrome surround (MCV)   |                  |                    |                         |                  | •                  |                         |                           |                                |                         | •                        |
| Headlamps — Auto High-Beam Headlamp Control (included with SafetyTec™ Plus) (LMS)   | P                | P                  | P                       | P                | •                  | P                       | P                         | P                              | P                       | •                        |
| — Automatic (LMG)   | •                | •                  | •                       | •                | •                  | •                       | •                         | •                              | •                       | •                        |
| — LED low-/high-beam (LM6)  | •                | •                  | •                       | •                | •                  | •                       | •                         | •                              | •                       | •                        |
| Liftgate — Hands-Free (included with Family Convenience Group) (XZ2)  |                  |                    | P                       | •                | •                  |                         |                           | P                              | •                       | •                        |
| — Power (included with Power Group) (JRC)   | P                | •                  | •                       | •                | •                  | P                       | •                         | •                              | •                       | •                        |
| Mirrors — Foldaway, power, heated body-colour, supplemental turn indicator (GTL)  | •                | •                  | •                       |                  |                    | •                       | •                         | •                              |                         |                          |
| — Power-folding, power, heated with chrome exterior, memory feature, auto-dimming, driver's-side courtesy lamps, supplemental turn indicator and auto-adjust-in-Reverse (GU5) |                  |                    |                         | •                | •                  |                         |                           |                                | •                       | •                        |
| Moulding — Bodyside, bright (not available with S Appearance Package) (MHE)   |                  |                    |                         | •                |                    |                         |                           |                                | •                       |                          |
| — Bodyside, Platinum Chrome (MJB)   |                  |                    |                         |                  | •                  |                         |                           |                                |                         | •                        |
| Roof Rack — Stow 'n Place,® Black (included with S Appearance Package) (MW1)  | •                | P                  | P                       | P                |                    | •                       | P                         | P                              | P                       |                          |
| — Stow 'n Place, Platinum Chrome (MNF)  |                  |                    |                         |                  | •                  |                         |                           |                                |                         | •                        |
| — Stow 'n Place with bright side rails (not available with S Appearance Package) (MWE)  |                  | •                  | •                       | •                |                    |                         | •                         | •                              | •                       |                          |
| Sill Appliqué — Body-colour (MPK)   | •                | •                  | •                       | •                | •                  | •                       | •                         | •                              | •                       | •                        |
| Tires — 235/65R17 BSW All-Season (TMK)  | •                | •                  | •                       |                  |                    | •                       | •                         | •                              |                         |                          |
| — 235/60R18 BSW All-Season (TMH)  |                  |                    | P                       | •                |                    |                         |                           |                                | 0                       |                          |
| — 235/60R18 BSW All-Season (TWZ)  |                  |                    |                         |                  |                    |                         |                           |                                | •                       |                          |
| — 235/60R18 BSW All-Season Self-Sealing (included with All-Wheel Drive (AWD); included with S Appearance Package on Hybrid models) (TMY)                                      | P                | P                  | P                       | P                |                    | P                       | P                         | P                              | P                       | •                        |
| — 245/50R20 BSW All-Season Self-Sealing (TP3)   | 0                | 0                  | 0                       | 0                | 0                  |                         |                           |                                |                         |                          |
| — 245/50R20 BSW All-Season (included with S Appearance Package) (TYK)   | P                | P                  | P                       | P                | •                  |                         |                           |                                |                         |                          |
| — Inflatable spare tire kit with sealant (XG1)  | 0                | 0                  | 0                       | 0                | 0                  |                         |                           |                                |                         |                          |
| — Tire service kit – Includes puncture sealant and portable air compressor (XFP/XAH)  | •                | •                  | •                       | •                | •                  | •                       | •                         | •                              | •                       | •                        |



SALES TEAM

SEDAN

MINIVANS/CROSSOVERS

SPORT UTILITY

TRUCKS/COMMERCIAL

LAW ENFORCEMENT

| CHRYSLER PACIFICA STANDARD FEATURES AND OPTIONS   | Pacifica Touring | Pacifica Touring L | Pacifica Touring L Plus | Pacifica Limited | Pacifica Pinnacle™ | Pacifica Hybrid Touring | Pacifica Hybrid Touring L | Pacifica Hybrid Touring L Plus | Pacifica Hybrid Limited | Pacifica Hybrid Pinnacle |
|---|------------------|--------------------|-------------------------|------------------|--------------------|-------------------------|---------------------------|--------------------------------|-------------------------|--------------------------|
| <b>CPOS PACKAGE</b>   | 2DW              | 2DL                | 2DJ                     | 2DP              | 2DS                | 2DW                     | 2DL                       | 2DJ                            | 2DP                     | 2DS                      |
| <b>EXTERIOR FEATURES</b> <i>continued</i>   |                  |                    |                         |                  |                    |                         |                           |                                |                         |                          |
| Tri-Pane Panoramic Sunroof — Includes power open/close shade (not available with Eight-Passenger Seating Package) (GWM) |                  |                    |                         | •                | •                  |                         |                           |                                | •                       | •                        |
| Wheels — 17-inch painted aluminum (WGU)   | •                |                    |                         |                  |                    |                         |                           |                                |                         |                          |
| — 18-inch polished aluminum (included with All-Wheel Drive (AWD)) (WDR)   | P                |                    |                         |                  |                    |                         |                           |                                |                         |                          |
| — 17-inch diamond-cut aluminum with painted pockets (WJR)   |                  | •                  | •                       |                  |                    | •                       | •                         | •                              |                         |                          |
| — 18-inch polished aluminum (included with AWD) (WK1)   |                  | O/P                | O/P                     |                  |                    |                         |                           |                                |                         |                          |
| — 18-inch polished aluminum (WLF)   |                  |                    |                         | •                |                    |                         |                           |                                | •                       |                          |
| — 20-inch polished aluminum (WH4)   |                  |                    |                         | O                |                    |                         |                           |                                |                         |                          |
| — 18-inch S-model aluminum (included with S Appearance Package) (WK3)   | P                | P                  | P                       | P                |                    |                         |                           |                                |                         |                          |
| — 20-inch S-model aluminum (optional with S Appearance Package) (WPF)   | O/P              | O/P                | O/P                     | O/P              |                    |                         |                           |                                |                         |                          |
| — 20-inch painted/polished aluminum (WH5)   |                  |                    |                         |                  | •                  |                         |                           |                                |                         |                          |
| — 18-inch S-model aluminum (included with S Appearance Package) (WP6)   |                  |                    |                         |                  |                    | P                       | P                         | P                              | P                       |                          |
| — 18-inch painted/polished aluminum (WDP)   |                  |                    |                         |                  |                    |                         |                           |                                |                         | •                        |
| Windshield Wipers — Front, rain-sensing (included with SafetyTec™ Plus) (JHC)   | P                | P                  | P                       | P                | •                  | P                       | P                         | P                              | P                       | •                        |
| — Front, variable/intermittent (JHA)  | •                | •                  | •                       | •                |                    | •                       | •                         | •                              | •                       |                          |
| — Rear wiper/washer (JHB)   | •                | •                  | •                       | •                |                    | •                       | •                         | •                              | •                       | •                        |
| <b>INTERIOR FEATURES</b>  |                  |                    |                         |                  |                    |                         |                           |                                |                         |                          |
| Air Conditioning — Three-Zone automatic temperature control (HAH)   | •                | •                  | •                       | •                | •                  | •                       | •                         | •                              | •                       | •                        |
| Door Locks — Power (JPB)  | •                | •                  | •                       | •                | •                  | •                       | •                         | •                              | •                       | •                        |
| FamCAM™ Interior Camera <sup>(15)</sup> (included with Advanced SafetyTec Group) (XPR)                                  |                  | P                  | P                       | P                | •                  |                         | P                         | P                              | P                       | •                        |
| Grocery Bag Hooks — On third-row seatbacks (XGH)  |                  | •                  | •                       | •                | •                  |                         | •                         | •                              | •                       | •                        |
| Lighting — Cargo compartment lamp (LDB)   | •                | •                  | •                       | •                | •                  | •                       | •                         | •                              | •                       | •                        |
| — Footwell courtesy lamp (LBB)  |                  |                    |                         | •                | •                  |                         |                           |                                |                         | •                        |
| — Front and rear LED lamps (LBR)  | •                | •                  | •                       | •                | •                  | •                       | •                         | •                              | •                       | •                        |
| — Front, courtesy lamp (LCA)  | •                | •                  | •                       | •                | •                  | •                       | •                         | •                              | •                       | •                        |
| — Glove box lamp (LBC)  | •                | •                  | •                       | •                | •                  | •                       | •                         | •                              | •                       | •                        |
| — Illuminated map pocket and puddle lamp (LCN)  |                  |                    |                         | •                | •                  |                         |                           |                                | •                       | •                        |
| — Interior door handle LED lamps (LB3)  | •                | •                  | •                       | •                | •                  | •                       | •                         | •                              | •                       | •                        |
| — Liftgate, single floodlamp (LDF)  | •                | •                  | •                       | •                | •                  | •                       | •                         | •                              | •                       | •                        |
| — Overhead, ambient surround (LCJ)  | •                | •                  | •                       | •                | •                  | •                       | •                         | •                              | •                       | •                        |
| — Rear reading/courtesy lamps (LBH)   | •                | •                  | •                       | •                | •                  | •                       | •                         | •                              | •                       | •                        |
| — Rear ambient lighting (LCU)   |                  |                    | •                       | •                | •                  |                         |                           | •                              | •                       | •                        |



SALES TEAM

SEDAN

MINIVANS/CROSSOVERS

SPORT UTILITY

TRUCKS/COMMERCIAL

LAW ENFORCEMENT

| CHRYSLER PACIFICA STANDARD FEATURES AND OPTIONS   | Pacifica Touring | Pacifica Touring L | Pacifica Touring L Plus | Pacifica Limited | Pacifica Pinnacle™ | Pacifica Hybrid Touring | Pacifica Hybrid Touring L | Pacifica Hybrid Touring L Plus | Pacifica Hybrid Limited | Pacifica Hybrid Pinnacle |
|---|------------------|--------------------|-------------------------|------------------|--------------------|-------------------------|---------------------------|--------------------------------|-------------------------|--------------------------|
| CPOS PACKAGE  | 2DW              | 2DL                | 2DJ                     | 2DP              | 2DS                | 2DW                     | 2DL                       | 2DJ                            | 2DP                     | 2DS                      |
| INTERIOR FEATURES <small>continued</small>  |                  |                    |                         |                  |                    |                         |                           |                                |                         |                          |
| Mirrors — Auto-dimming rearview (GNK)   | •                | •                  | •                       | •                |                    | •                       | •                         | •                              | •                       | •                        |
| — Illuminated sun visor vanity (GN9)  | •                | •                  | •                       | •                |                    | •                       | •                         | •                              | •                       | •                        |
| Power Outlets — Auxiliary, 12-volt in instrument panel (JJJ)  | •                | •                  | •                       | •                | •                  | •                       | •                         | •                              | •                       | •                        |
| — Auxiliary, 115-volt (included with Uconnect® Theatre Group) (JKV)   |                  |                    | P                       | P                | •                  |                         |                           | P                              | P                       | •                        |
| Remote Start System (XBM)   | •                | •                  | •                       | •                | •                  | •                       | •                         | •                              | •                       | •                        |
| Shades — Second- and third-row retractable (GF1)  |                  | •                  | •                       | •                | •                  |                         | •                         | •                              | •                       | •                        |
| — Second-row (GF3)  | •                |                    |                         |                  |                    | •                       |                           |                                |                         |                          |
| Speed Control (NHM)   | •                | •                  | •                       | •                |                    | •                       | •                         | •                              | •                       |                          |
| Steering Column — Tilt/telescoping (SUD)  | •                | •                  | •                       | •                | •                  | •                       | •                         | •                              | •                       | •                        |
| Steering Wheel — Heated (packaged with Cold Weather Group) (NHS)  | P                | •                  | •                       | •                | •                  | P                       | •                         | •                              | •                       | •                        |
| — Leather-wrapped (included with S Appearance Package and Cold Weather Group) (SCL)   | P                | •                  | •                       |                  |                    | P                       | •                         |                                |                         |                          |
| — Luxury (SCK)  |                  |                    |                         | •                | •                  |                         |                           |                                | •                       | •                        |
| — Mounted audio controls (RDZ)  | •                | •                  | •                       | •                | •                  | •                       | •                         | •                              | •                       | •                        |
| — Urethane (SCA)  | •                |                    |                         |                  |                    | •                       |                           |                                |                         |                          |
| Storage — Floor console with covered storage (includes illuminated cup holders) (CM7)   |                  |                    | •                       |                  |                    |                         |                           | •                              |                         |                          |
| — Floor tray (CVU)  | •                | •                  | •                       | •                | •                  | •                       | •                         | •                              | •                       | •                        |
| — Full-length upgraded floor console (CUP)  | •                | •                  |                         |                  |                    | •                       | •                         |                                |                         |                          |
| — Glove box, locking (JKA)  | •                | •                  | •                       | •                | •                  | •                       | •                         | •                              | •                       | •                        |
| — Integrated premium console (includes illuminated cup holders) (CM5)   |                  |                    |                         | •                |                    |                         |                           |                                | •                       |                          |
| — Integrated ultra console (includes illuminated cup holders) (CVM)   |                  |                    |                         |                  | •                  |                         |                           |                                |                         | •                        |
| — Lower instrument-panel cubby bin (RF9)  | •                | •                  | •                       |                  |                    | •                       | •                         | •                              |                         |                          |
| — Second-row in-floor storage bins (CB9)  | •                | •                  | •                       | •                | •                  |                         |                           |                                |                         |                          |
| Stow 'n Vac® Integrated Vacuum Cleaner (CJW)  |                  |                    |                         | •                | •                  |                         |                           |                                |                         |                          |
| — Vacuum Delete (includes inflatable spare tire) (CJJ)  |                  |                    |                         | 0                | 0                  |                         |                           |                                |                         |                          |
| Trip Computer — Electronic Vehicle Information Centre (EVIC) with display in instrument cluster, controls mounted on steering wheel (LAZ) | •                | •                  | •                       | •                | •                  | •                       | •                         | •                              | •                       | •                        |
| Universal Garage Door Opener <sup>(13)</sup> (XGD)  | •                | •                  | •                       | •                | •                  | •                       | •                         | •                              | •                       | •                        |
| Windows — Front, power with driver's one-touch up/down, front-passenger one-touch down (JP3)  | •                | •                  |                         |                  |                    | •                       | •                         |                                |                         |                          |
| — Power front and rear one-touch up/down (JSB)  |                  |                    | •                       | •                | •                  |                         |                           | •                              | •                       | •                        |
| — Power second-row (JPG)  | •                | •                  | •                       | •                | •                  | •                       | •                         | •                              | •                       | •                        |



SALES TEAM

SEDAN

MINIVANS/CROSSOVERS

SPORT UTILITY

TRUCKS/COMMERCIAL

LAW ENFORCEMENT

| CHRYSLER PACIFICA STANDARD FEATURES AND OPTIONS  | Pacifica Touring | Pacifica Touring L | Pacifica Touring L Plus | Pacifica Limited | Pacifica Pinnacle™ | Pacifica Hybrid Touring | Pacifica Hybrid Touring L | Pacifica Hybrid Touring L Plus | Pacifica Hybrid Limited | Pacifica Hybrid Pinnacle |
|--|------------------|--------------------|-------------------------|------------------|--------------------|-------------------------|---------------------------|--------------------------------|-------------------------|--------------------------|
| CPOS PACKAGE   | 2DW              | 2DL                | 2DJ                     | 2DP              | 2DS                | 2DW                     | 2DL                       | 2DJ                            | 2DP                     | 2DS                      |
| SEATING & TRIM   |                  |                    |                         |                  |                    |                         |                           |                                |                         |                          |
| Seats — Auto Advance N Return driver's-side (CJK)  | •                | •                  | •                       | •                | •                  | •                       | •                         | •                              | •                       | •                        |
| — Auto Advance N Return passenger-side (CJZ)   |                  |                    | •                       | •                | •                  |                         |                           | •                              | •                       | •                        |
| — Cloth bucket (*H7)   | •                |                    |                         |                  |                    | •                       |                           |                                |                         |                          |
| — Cloth with S logo (included with S Appearance Package) (*F7)   | P                |                    |                         |                  |                    | P                       |                           |                                |                         |                          |
| — Driver's four-way power lumbar support (JPU)   | •                | •                  | •                       | •                | •                  | •                       | •                         | •                              | •                       | •                        |
| — Driver's-seat memory (LEQ)   |                  | •                  | •                       | •                | •                  |                         |                           | •                              | •                       | •                        |
| — Easy-entry slide second-row (CY3)  |                  |                    |                         |                  | •                  | •                       | •                         | •                              | •                       | •                        |
| — Eight-passenger seating (packaged with 20-inch wheels on Limited; not available with All-Wheel Drive or Mobility Prep Group) (CYF) | 0                | 0/P                | 0/P                     | P                |                    |                         |                           |                                |                         |                          |
| — Eight-way power driver's seat (JVG)  | •                | •                  | •                       | •                | •                  | •                       | •                         | •                              | •                       | •                        |
| — Eight-way power front-passenger seat (includes Auto Advance N Return on passenger-side) (JWG)                                      |                  |                    | •                       | •                | •                  |                         |                           | •                              | •                       | •                        |
| — Heated front seats (included with Cold Weather Group) (JPM)  | P                | •                  | •                       | •                | •                  | P                       | •                         | •                              | •                       | •                        |
| — Heated second-row seats (JPZ)  |                  |                    | •                       | •                | •                  |                         |                           |                                |                         |                          |
| — Nappa leather-trimmed with S logo (included with S Appearance Package) (*RL)   |                  |                    |                         | P                |                    |                         |                           |                                | P                       |                          |
| — Perforated leather-trimmed (*EL)   |                  | •                  | •                       |                  |                    |                         | •                         | •                              |                         |                          |
| — Premium leather-trimmed (*AL)  |                  |                    |                         | •                |                    |                         |                           |                                | •                       |                          |
| — Perforated leather-trimmed with S logo (included with S Appearance Package) (*FL)  |                  | P                  | P                       |                  |                    |                         | P                         | P                              |                         |                          |
| — Premium leather-trimmed (*DL)  |                  |                    |                         |                  | •                  |                         |                           |                                |                         | •                        |
| — Second-row Stow 'n Go® bucket seats that fold in the floor and include second-row in-floor storage bins (CYC)                      | •                | •                  | •                       | •                |                    |                         |                           |                                |                         |                          |
| — Third-row power-folding Stow 'n Go 60/40 bench seats that fold in the floor (JRJ)  |                  |                    |                         | •                | •                  |                         |                           |                                |                         |                          |
| — Third-row Stow 'n Go 60/40 bench seat that folds in the floor (not available with Rear Access Mobility Prep Group) (CFX)           | •                | •                  | •                       | •                | •                  | •                       | •                         | •                              | •                       | •                        |
| — Ventilated front seats (CAJ)   |                  |                    |                         | •                | •                  |                         |                           |                                | •                       | •                        |
| UCONNECT® MULTIMEDIA   |                  |                    |                         |                  |                    |                         |                           |                                |                         |                          |
| Single Rear Overhead DVD Player (not available with Uconnect Theatre Group, full sunroof, power front with fixed rear) (XRR)         | 0                | 0                  |                         |                  |                    | 0                       | 0                         |                                |                         |                          |
| SiriusXM® (RSD)  | •                | •                  | •                       | •                | •                  | •                       | •                         | •                              | •                       | •                        |
| Sound Systems — Alpine®, 13 speakers (RC3)   |                  | •                  |                         | •                |                    |                         |                           | •                              | •                       |                          |
| — Harman Kardon®, 20 speakers (included with Premium Audio Group) (RGE)  |                  |                    |                         |                  |                    |                         |                           | 0                              | 0                       | •                        |
| — Harman Kardon, 18 speakers (included with Premium Audio Group) (RCA)   |                  |                    | 0                       | 0                | 0                  |                         |                           |                                |                         |                          |
| — Six speakers (RCG)   | •                | •                  |                         |                  |                    | •                       | •                         |                                |                         |                          |



SALES TEAM

SEDAN

MINIVANS/CROSSOVERS

SPORT UTILITY

TRUCKS/COMMERCIAL

LAW ENFORCEMENT

| CHRYSLER PACIFICA STANDARD FEATURES AND OPTIONS  | Pacifica Touring | Pacifica Touring L | Pacifica Touring L Plus | Pacifica Limited | Pacifica Pinnacle™ | Pacifica Hybrid Touring | Pacifica Hybrid Touring L | Pacifica Hybrid Touring L Plus | Pacifica Hybrid Limited | Pacifica Hybrid Pinnacle |
|--|------------------|--------------------|-------------------------|------------------|--------------------|-------------------------|---------------------------|--------------------------------|-------------------------|--------------------------|
| <b>CPOS PACKAGE</b>  | 2DW              | 2DL                | 2DJ                     | 2DP              | 2DS                | 2DW                     | 2DL                       | 2DJ                            | 2DP                     | 2DS                      |
| <b>UCONNECT® MULTIMEDIA</b> continued  |                  |                    |                         |                  |                    |                         |                           |                                |                         |                          |
| Uconnect 5 with 10.1-inch Display — Includes 10.1-inch touchscreen, AM/FM, Auxiliary/USB, Integrated Voice Command <sup>(10)</sup> with Bluetooth,® voice text reply; <sup>(16)</sup> Android Auto, <sup>(4)</sup> Apple CarPlay <sup>(4)</sup> and HD radio (UEG)   | •                | •                  |                         |                  |                    | •                       | •                         |                                |                         |                          |
| Uconnect 5 NAV <sup>(8)</sup> with 10.1-inch Display — Includes 10.1-inch touchscreen, AM/FM, Auxiliary/USB, Integrated Voice Command <sup>(10)</sup> with Bluetooth, voice text reply; <sup>(16)</sup> Android Auto; <sup>(4)</sup> Apple CarPlay; <sup>(4)</sup> HD radio, Navigation; <sup>(8)</sup> SiriusXM Traffic Plus <sup>(19)</sup> and SiriusXM Travel Link <sup>(19)</sup> (UEN) |                  | 0                  | •                       | •                | •                  |                         | 0                         | •                              | •                       | •                        |
| <b>SAFETY &amp; SECURITY</b>   |                  |                    |                         |                  |                    |                         |                           |                                |                         |                          |
| 360° Surround-View Camera <sup>(6)</sup> (packaged with Safety Sphere Group and Advanced SafetyTec™ Group) (XAK)   |                  | P                  | P                       | P                | •                  |                         | P                         | P                              | P                       | •                        |
| Adaptive Cruise Control with Stop and Go <sup>(6)</sup> (included with SafetyTec Plus Group) (NHZ)   | P                | P                  | P                       | P                | •                  | P                       | P                         | P                              | P                       | •                        |
| Air Bags <sup>(7)</sup> — Advanced multistage driver's and front-passenger; include low-risk deployment (CG3)  | •                | •                  | •                       | •                | •                  | •                       | •                         | •                              | •                       | •                        |
| — Driver's- and front-passenger-side inflatable knee blocker (CGY/CHF)   | •                | •                  | •                       | •                | •                  | •                       | •                         | •                              | •                       | •                        |
| — Front-seat-mounted side (CJ1)  | •                | •                  | •                       | •                | •                  | •                       | •                         | •                              | •                       | •                        |
| — Side-curtain, for outboard passengers in all three rows (CJ5)  | •                | •                  | •                       | •                | •                  | •                       | •                         | •                              | •                       | •                        |
| Blind-Spot Monitoring and Rear Cross-Path Detection System <sup>(6)</sup> (packaged with SafetyTec Group) (XAN)  | P                | •                  | •                       | •                | •                  | P                       | •                         | •                              | •                       | •                        |
| Child Seat Anchor System (CGU)   | •                | •                  | •                       | •                | •                  | •                       | •                         | •                              | •                       | •                        |
| Electronic Stability Control <sup>(12)</sup> (BNB)   | •                | •                  | •                       | •                | •                  | •                       | •                         | •                              | •                       | •                        |
| Full-Speed Forward Collision Warning Plus <sup>(6)</sup> (packaged with SafetyTec Group) (LSU)   | P                | •                  | •                       | •                | •                  | P                       | •                         | •                              | •                       | •                        |
| KeySense (included with Advanced SafetyTec Group) (GX3)  |                  | P                  | P                       | P                | •                  | 0                       | P                         | P                              | P                       | •                        |
| Lane Departure Warning Plus <sup>(6)</sup> (packaged with SafetyTec Plus Group) (LAS)  | P                | P                  | P                       | P                | •                  | P                       | P                         | P                              | P                       | •                        |
| Mopar® Roadside Emergency Kit — Includes Travel and Safety Kit, tool kit, reflecting triangle and first aid kit (ACK)  | 0                | 0                  | 0                       | 0                |                    | 0                       | 0                         |                                |                         |                          |
| Parallel and Perpendicular Park Assist <sup>(6)</sup> (packaged with Safety Sphere Group) (XH5)  |                  | P                  | P                       | P                | •                  |                         | P                         | P                              | P                       | •                        |
| Park-Sense® Front and Rear Park Assist with Stop <sup>(6)</sup> (packaged with Safety Sphere Group) (XH4)  |                  | P                  | P                       | P                | •                  |                         | P                         | P                              | P                       | •                        |
| Park-Sense Rear Park Assist with Stop <sup>(6)</sup> (included with SafetyTec Group; not available with Parallel and Perpendicular Park Assist <sup>(6)</sup> ) (XH3)  | P                | •                  | •                       | •                | •                  | P                       | •                         | •                              | •                       | •                        |
| ParkView® Rear Back-Up Camera <sup>(6)</sup> (XAC)   | •                | •                  | •                       | •                | •                  | •                       | •                         | •                              | •                       | •                        |
| Pedestrian Automatic Emergency Braking <sup>(6)</sup> (LST)  | •                | •                  | •                       | •                | •                  | •                       | •                         | •                              | •                       | •                        |
| Remote Keyless Entry (GXM)   | •                | •                  | •                       | •                | •                  | •                       | •                         | •                              | •                       | •                        |
| Remote Proximity — All doors (packaged with power-sliding side doors) (GXD)  | •                | •                  | •                       | •                | •                  | •                       | •                         | •                              | •                       | •                        |
| Security Alarm (LSA)   | •                | •                  | •                       | •                | •                  | •                       | •                         | •                              | •                       | •                        |
| Tire Pressure Monitoring System (XGM)  | •                | •                  | •                       | •                | •                  | •                       | •                         | •                              | •                       | •                        |
| Trailer Sway Damping (included with Trailer-Tow Group) (BNT)   | P                | P                  | P                       | P                | P                  |                         |                           |                                |                         |                          |





SALES TEAM

SEDAN

MINIVANS/CROSSOVERS

SPORT UTILITY

TRUCKS/COMMERCIAL

LAW ENFORCEMENT

| CHRYSLER PACIFICA STANDARD FEATURES AND OPTIONS  | Pacifica Touring | Pacifica Touring L | Pacifica Touring L Plus | Pacifica Limited | Pacifica Pinnacle™ | Pacifica Hybrid Touring | Pacifica Hybrid Touring L | Pacifica Hybrid Touring L Plus | Pacifica Hybrid Limited | Pacifica Hybrid Pinnacle |
|--|------------------|--------------------|-------------------------|------------------|--------------------|-------------------------|---------------------------|--------------------------------|-------------------------|--------------------------|
| CPOS PACKAGE   | 2DW              | 2DL                | 2DJ                     | 2DP              | 2DS                | 2DW                     | 2DL                       | 2DJ                            | 2DP                     | 2DS                      |
| PACKAGES/EQUIPMENT GROUPS  |                  |                    |                         |                  |                    |                         |                           |                                |                         |                          |
| Advanced SafetyTec™ Group — Includes KeySense and FamCAM™ interior camera <sup>(15)</sup> (ALP)  |                  | 0                  | 0                       | 0                |                    |                         | 0                         | 0                              | 0                       |                          |
| Cold Weather Group — Includes heated front seats and heated leather-wrapped steering wheel (AD7)   | 0                |                    |                         |                  |                    | 0                       |                           |                                |                         |                          |
| Family Convenience Group — Includes hands-free power liftgate and sliding side doors, and Stow 'n Vac® (AAE)   |                  |                    | 0                       |                  |                    |                         |                           | 0                              |                         |                          |
| Interior Protection Package — Includes all-weather floor mats, rear cargo bin Stow 'n Go® storage, rear cargo liner, all-weather cargo floor mats and bright door sills (ACX)  | 0                | 0                  | 0                       | 0                |                    | 0                       | 0                         | 0                              | 0                       |                          |
| Mobility Prep Group — Deletes Second-Row Seating – Late availability (AMS)   | F                | F                  | F                       | F                | F                  |                         |                           |                                |                         |                          |
| Premium Audio Group — Includes 19-speaker Harman/Kardon® audio with 10.1-inch subwoofer (AMT)  |                  |                    | 0                       | 0                |                    |                         |                           |                                |                         |                          |
| Power Group — Includes power liftgate and sliding side doors (AFH)   | 0                |                    |                         |                  |                    | 0                       |                           |                                |                         |                          |
| Rear Access Mobility Prep Group — Deletes Third-Row Seating – Late availability (ATE)  | F                | F                  | F                       | F                | F                  |                         |                           |                                |                         |                          |
| Red S Appearance Package — Includes Rodèo Red premium Nappa leather seats and badging (must have S Appearance Package) (AAK)   |                  |                    |                         | 0                |                    |                         |                           |                                | 0                       |                          |
| SafetyTec Group — Includes Forward Collision Warning Plus, <sup>(6)</sup> Lane Departure Warning with Lane Keep Assist, <sup>(6)</sup> Pedestrian Automatic Emergency Braking, <sup>(6)</sup> Blind-Spot Monitoring and Rear Cross-Path Detection <sup>(6)</sup> and Park-Sense® Rear Park Assist with Stop <sup>(6)</sup> (AC5)   | 0                | •                  | •                       | •                | •                  | 0                       | •                         | •                              | •                       | •                        |
| SafetyTec Plus Group — Rain-sensing windshield wipers, Auto High-Beam Headlamp Control, Adaptive Cruise Control with Stop and Go <sup>(6)</sup> and Lane Departure Warning Plus <sup>(6)</sup> (AWQ)   | 0                | 0                  | 0                       | 0                | •                  | 0                       | 0                         | 0                              | 0                       | •                        |
| Safety Sphere Group — Includes Park-Sense Front Park Assist with Stop, <sup>(6)</sup> Park-Sense Parallel and Perpendicular Park Assist <sup>(6)</sup> and 360° Surround-View Camera <sup>(6)</sup> (AAU)  |                  | 0                  | 0                       | 0                | •                  |                         | 0                         | 0                              | 0                       | •                        |
| S Appearance Package — Includes Anodized Ink exterior accents, 18-inch Foreshadow wheels, body-colour door handles, body-colour exterior mirrors, Black Stow 'n Place® roof rack, Black seats with Light Diesel Grey accents and the S logo and all other interior elements are fully Black with Light Diesel Grey stitching (ADS) | 0                | 0                  | 0                       | 0                |                    | 0                       | 0                         | 0                              | 0                       |                          |
| Trailer-Tow Group — Includes trailer-tow four- and seven-pin wiring harness, Class II two-inch hitch receiver, Trailer Sway Damping, heavy-duty radiator and 220-amp alternator (AHT)  | 0                | 0                  | 0                       | 0                | 0                  |                         |                           |                                |                         |                          |
| Uconnect® Theatre with Wireless Streaming — Includes 10.1-inch seatback touchscreens, 115-volt auxiliary power outlet, wireless headphones, video remote controls, HDMI inputs, third-row USB charge port, USB ports, Blu-ray™/DVD player and 220-amp alternator (AT2)   |                  |                    | 0                       | 0                | •                  |                         |                           | 0                              | 0                       | •                        |

• = Included. P = Available within Package noted. 0 = Optional. F = Fleet-only option.



## FIAT® 500X

### PRODUCT HIGHLIGHTS

- 60/40 split-folding rear seats
- All-Wheel Drive (AWD) — Standard
- BeatsAudio™ Premium Sound System — Available
- Cornering front fog lamps — Standard on Trekking and up
- Full-length floor console with two cup holders
- Heated front seats — Available
- Uconnect® 4 with 7-inch touchscreen — Standard
  - Apple CarPlay integration and Android Auto™ capability<sup>(4)</sup>
  - Auxiliary audio input jack and remote USB port
  - Hands-free communication<sup>(10)</sup> with Bluetooth® streaming audio

### SAFETY & SECURITY

- Blind-Spot Monitoring and Rear Cross-Path Detection<sup>(6)</sup> — Available
- Electronic Park Brake — Standard
- Electronic Stability Control (ESC)<sup>(12)</sup> system — Standard
- Full-Speed Forward Collision Warning Plus with Active Braking<sup>(6)</sup> — Available
- Lane Departure Warning with Lane Keep Assist<sup>(6)</sup> — Available
- Park-Sense® Rear Park Assist<sup>(6)</sup> — Available
- ParkView® Rear Back-Up Camera<sup>(6)</sup> — Standard
- Seven air bags<sup>(7)</sup> — Standard



| ENGINE                   | HORSEPOWER     | TORQUE         |
|--------------------------|----------------|----------------|
| 1.3L 16V MultiAir® Turbo | 177 @ 5500 rpm | 210 @ 2200 rpm |



| EXTERIOR DIMENSIONS, mm (in)         |              |
|--------------------------------------|--------------|
| Wheelbase                            | 2570 (101.2) |
| Overall Height All-Wheel Drive (AWD) | 1617 (63.7)  |
| Front Track AWD                      | 1543 (60.7)  |
| Rear Track AWD                       | 1543 (60.7)  |
| Load-floor Height                    | 758 (29.8)   |

| INTERIOR DIMENSIONS, mm (in) |             |
|------------------------------|-------------|
| Front:                       |             |
| — Headroom                   | 993 (39.1)  |
| — Legroom                    | 1053 (41.4) |
| — Hip Room                   | 1354 (53.3) |
| — Shoulder Room              | 1380 (54.3) |
| Rear:                        |             |
| — Headroom                   | 960 (37.8)  |
| — Legroom                    | 883 (34.8)  |
| — Hip Room                   | 1326 (52.2) |
| — Shoulder Room              | 1342 (52.8) |

| VOLUMES & CAPACITIES                                      |                         |
|---|-------------------------|
| Cargo Volume (rear seat up / rear seat folded), L (cu ft) | 345 (12.2) / 564 (19.9) |
| Seating Capacity  | 5                       |
| Fuel Tank Capacity, L                                     | 48                      |

| FUEL ECONOMY <sup>†</sup> , L/100 km (mpg) |                    |
|--|--------------------|
| 2020 Fuel Economy                          | City/Highway       |
| — 1.3L MultiAir <sup>®</sup> 16V Turbo     | 10 (28) / 7.9 (36) |

EXTERIOR PAINT COLOURS<sup>‡</sup>



<sup>†</sup>Based on 2020 *EnerGuide* fuel consumption ratings. Government of Canada test methods used. Your actual fuel consumption will vary based on driving habits and other factors. For *EnerGuide* information, please ask your retailer or visit the Government of Canada Web site: [www.vehicles.nrcan.gc.ca](http://www.vehicles.nrcan.gc.ca)  
<sup>‡</sup>Selections may not be available on all trim levels/models and may be limited/restricted based on availability.



SALES TEAM

SEDAN

MINIVANS/CROSSOVERS

SPORT UTILITY

TRUCKS/COMMERCIAL

LAW ENFORCEMENT

FIAT® 500X STANDARD FEATURES AND OPTIONS

|  | Pop | Trekking | Sport | Trekking Plus |
|--|-----|----------|-------|---------------|
|  | 2DA | 2DG      | 2DE   | 2DJ           |
| <b>CPOS PACKAGE</b>  |     |          |       |               |
| <b>ENGINE/TRANSMISSION</b>   |     |          |       |               |
| 1.3L 16V I-4 MultiAir® Turbo (EYF) and 9-speed Automatic (DFH)   | •   | •        | •     | •             |
| <b>MECHANICAL FEATURES/CAPABILITY</b>  |     |          |       |               |
| Drive System — All-wheel drive   | •   | •        | •     | •             |
| Dynamic Selector — With three modes: Auto, Sport and Traction+ (SET)   | •   | •        | •     | •             |
| Speed Control (NHM)  | •   | •        | •     | •             |
| Steering — Electric power steering, rack and pinion, with variable-speed sensitivity (SBL)   | •   | •        | •     | •             |
| — Manual tilt/telescoping column (SUD)   | •   | •        | •     | •             |
| Suspension — MacPherson front suspension with coil springs and twin-tube struts with stabilizer bar; Chapman rear suspension with coil springs and twin-tube shock absorbers with KONI® Frequency Selective Damping technology | •   | •        | •     | •             |
| <b>EXTERIOR FEATURES</b>   |     |          |       |               |
| Licence Plate Bracket — Front (MDA)  | •   | •        | •     | •             |
| Lighting — Auto High-Beam Headlamp Control (LMS)   |     | P        | P     | P             |
| — Automatic (LMG)  | P   | •        | •     | •             |
| — Bi-functional halogen projector (LMC)  | •   | •        | •     |               |
| — Bi-functional LED projector headlamps (LM6)  |     | P        | P     | •             |
| — Cornering front fog lamps (LNP)  | P   | •        | •     |               |
| — LED daytime running lamps (LMZ)  | •   | •        | •     | •             |
| — LED fog lamps (LNV)  |     | P        | P     | •             |
| — LED taillamps (LAY)  | •   | •        | •     | •             |
| — Supplemental turn signal on mirror (LEB)   | •   | •        | •     | •             |
| Mirrors — Power heated with supplemental turn signals in body-colour (GTF)   | •   | •        | •     | •             |
| Sunroof — Dual-pane, power panoramic (GWL)   | 0   | P        | P     | P             |
| Tires — Compact spare (TBC)  | 0   | 0        | 0     | 0             |
| — Tire Service Kit (TBF)   | •   | •        | •     | •             |
| Wheels — 17-inch Silver aluminum (WEF)   | •   |          |       |               |
| — 17-inch machined aluminum with Matte Black accents (WFK)   | 0   |          |       |               |
| — 18-inch aluminum (WBB)   | P   |          | •     |               |
| — 17-inch machined aluminum (WAC)  |     | •        |       |               |
| — 17-inch Matte Black machined aluminum (WFF)  |     |          |       | •             |
| — 18-inch Matte Anthracite machined aluminum (WPB)   |     | P        |       | P             |
| Windows — Power front and rear with front one-touch up/down and rear express down (JSF)  | •   | •        | •     | •             |
| Wiper System — Front, variable/intermittent (JHA)  | •   | •        | •     | •             |
| — Rain-sensitive windshield (JHC)  |     | P        | P     | P             |
| — Rear, defroster (GFA)  | •   | •        | •     | •             |
| — Windshield wiper de-icer (included with Cold Weather Group) (NHL)  |     | P        | P     | •             |



SALES TEAM

SEDAN

MINIVANS/CROSSOVERS

SPORT UTILITY

TRUCKS/COMMERCIAL

LAW ENFORCEMENT

FIAT® 500X STANDARD FEATURES AND OPTIONS

|  | Pop | Trekking | Sport | Trekking Plus |
|--|-----|----------|-------|---------------|
|  | 2DA | 2DG      | 2DE   | 2DJ           |
| <b>CPOS PACKAGE</b>  |     |          |       |               |
| <b>INTERIOR FEATURES</b>   |     |          |       |               |
| Air Conditioning (HAA)   | •   | •        | •     |               |
| — Automatic Temperature Control – With Dual-Zone Automatic Temperature Control (included with Comfort Group) (HAF) |     | P        | P     | •             |
| Armrest — Front-centre, sliding, vinyl-wrapped, coordinated with seat colour (CVK)                                 | •   | •        | •     | •             |
| Assist Handles — Passenger (CSR)   | •   | •        | •     | •             |
| Cargo Area — Four D-ring tie-down loops  | •   | •        | •     | •             |
| — Lamp, rear   | •   | •        | •     | •             |
| — Height-adjustable floor (CL5)  | P   | •        | •     | •             |
| Console — Centre, floor with two front cup holders   | •   | •        | •     | •             |
| — Front, overhead with map lights  | •   | •        | •     | •             |
| Electronic Vehicle Information Centre — 3.5-inch Thin Film Transistor Black-and-White display (JAE)                | •   |          |       |               |
| — 3.5-inch Thin Film Transistor colour display (JAK)   |     | •        | •     | •             |
| Floor Mats — Front and rear (CLE)  | •   | •        |       | •             |
| Sport Floor Mats — Front and rear (CLX)  |     |          | •     |               |
| Instrument Panel   | •   |          |       |               |
| — Exterior body-colour (JEG)   | •   | •        |       | •             |
| — Sport instrument panel (JER)   |     |          | •     |               |
| Lighting — Cargo compartment   | •   | •        | •     | •             |
| — Illuminated entry  | •   | •        | •     | •             |
| — Reading/map lamps on overhead console  | •   | •        | •     | •             |
| Mirrors — Rearview, auto-dimming (GNK)   |     | P        | P     | •             |
| — Rearview, manual day/night adjust (GNA)  | •   | •        | •     |               |
| Power Outlet — 12-volt auxiliary (JJJ)   | •   | •        | •     | •             |
| Seating — Premium cloth in Black (*J7)   |     | •        |       |               |
| — Front, driver's and passenger height adjust (CDH/CH2)  | •   | •        | •     | •             |
| — Front, heated driver's and passenger (included with Cold Weather Group) (JPM)                                    |     | P        | P     | •             |
| — Front, power four-way lumbar adjust and manual passenger adjust (included with Comfort Group) (JPU)              |     | P        | P     | •             |
| — Front, seatback map pockets (CSM)  |     | P        | P     | •             |
| — Leather-trimmed in Black or Brown (*BL)  |     | P        |       | •             |
| — Premium cloth in Black (*B7)   | •   |          |       |               |
| — Rear, 60/40 split-folding (CFN)  | •   | •        | •     | •             |
| — Rear, three head restraints <sup>(1)</sup> (CSH)   | •   | •        | •     | •             |
| — Sport cloth and leather-faced seats (*B9)  |     |          | •     |               |
| Shift Knob — Black, leather-wrapped with Chrome accent (CVB)   | •   | •        | •     | •             |
| Steering Wheel — Premium wrapped (SCP)   | •   | •        |       | •             |
| — Sport (SCH)  |     |          | •     |               |



SALES TEAM

SEDAN

MINIVANS/CROSSOVERS

SPORT UTILITY

TRUCKS/COMMERCIAL

LAW ENFORCEMENT

FIAT® 500X STANDARD FEATURES AND OPTIONS

|   | Pop | Trekking | Sport | Trekking Plus |
|---|-----|----------|-------|---------------|
|   | 2DA | 2DG      | 2DE   | 2DJ           |
| <b>CPOS PACKAGE</b>   |     |          |       |               |
| <b>UCONNECT® MULTIMEDIA</b>   |     |          |       |               |
| Apple CarPlay and Android Auto™ Capability <sup>(4)</sup> (RFP/RF5)   | •   | •        | •     | •             |
| Integrated Voice Command <sup>(10)</sup> with Bluetooth® for Hands-Free Communications <sup>(10)</sup>  | •   | •        | •     | •             |
| Speakers — Six (RCG)  | •   | •        | •     |               |
| — Eight (RCH)   |     |          |       | •             |
| — BeatsAudio™ Premium Sound System (RCV)  | 0   | P        | P     | P             |
| SiriusXM <sup>(9)</sup> — Includes one-year trial subscription (included with Popular Equipment Group) (RSD)  | P   | •        | •     | •             |
| Uconnect 4 with 7-inch Display — 7-inch touchscreen display, Integrated Voice Command <sup>(10)</sup> with Bluetooth, AM/FM radio and Apple CarPlay and Android Auto capability <sup>(4)</sup> (UND)  | •   | •        | •     |               |
| Uconnect 4 NAV <sup>(8)</sup> with 7-inch Display — 7-inch touchscreen display, GPS Navigation, <sup>(8)</sup> Apple CarPlay and Android Auto capability <sup>(4)</sup> Integrated Voice Command <sup>(10)</sup> with Bluetooth and AM/FM radio (UNE) |     | 0        | 0     | •             |
| USB Port (RSX)  | •   | •        | •     | •             |
| <b>SAFETY &amp; SECURITY</b>  |     |          |       |               |
| Air Bags <sup>(7)</sup> — Advanced multistage front (CG3)   | •   | •        | •     | •             |
| — Driver's-side knee bolster (CGY)  | •   | •        | •     | •             |
| — Supplemental front-seat-mounted (CJ1)   | •   | •        | •     | •             |
| — Supplemental front and rear side-curtain (CJ2)  | •   | •        | •     | •             |
| Blind-Spot Monitoring and Rear Cross-Path Detection System <sup>(6)</sup> (included with Advanced Driver Assistance Group) (XAN)  |     | P        | P     | P             |
| Brake System — Electronic Park Brake (XC4)  | •   | •        | •     | •             |
| — Four-wheel antilock disc (BGK)  | •   | •        | •     | •             |
| Child Seat Anchor System (CGU)  | •   | •        | •     | •             |
| Electronic Roll Mitigation (BNS)  | •   | •        | •     | •             |
| Electronic Stability Control <sup>(12)</sup> (BNB)  | •   | •        | •     | •             |
| Full-Speed Forward Collision Warning Plus with Active Braking <sup>(6)</sup> (included with Advanced Driver Assistance Group) (LSU)   |     | P        | P     | P             |
| Hill Start Assist (BNG)   | •   | •        | •     | •             |
| Keyless Enter 'n Go™ (GXD)  | •   | •        | •     | •             |
| Lane Departure Warning with Lane Keep Assist <sup>(6)</sup> (included with Advanced Driver Assistance Group) (LAS)  |     | P        | P     | P             |
| Park-Sense® Rear Park Assist <sup>(6)</sup> (XAA)   | P   | P        | P     | •             |
| ParkView® Rear Back-Up Camera <sup>(6)</sup> (XAC)  | •   | •        | •     | •             |
| Remote Start System (XBM)   | •   | •        | •     | •             |
| Security Alarm (LSA)  | •   | •        | •     | •             |
| Sentry Key® Engine Immobilizer  | •   | •        | •     | •             |
| Tire Pressure Monitoring System (XGM)   | •   | •        | •     | •             |



SALES TEAM

SEDAN

MINIVANS/CROSSOVERS

SPORT UTILITY

TRUCKS/COMMERCIAL

LAW ENFORCEMENT

FIAT® 500X STANDARD FEATURES AND OPTIONS

|  | Pop | Trekking | Sport | Trekking Plus |
|--|-----|----------|-------|---------------|
| CPOS PACKAGE   | 2DA | 2DG      | 2DE   | 2DJ           |
| GROUPS/PACKAGES  |     |          |       |               |
| Advanced Driver Assistance Group — Includes Full-Speed Forward Collision Warning Plus with Active Braking, <sup>(6)</sup> Lane Departure Warning with Lane Keep Assist, <sup>(6)</sup> Blind-Spot Monitoring and Rear Cross-Path Detection System, <sup>(6)</sup> rain-sensitive windshield wipers and Auto High-Beam Headlamp Control (Sport and Trekking models require Driver Assistance Group) (AJ1) |     | 0        | 0     | 0             |
| Cold Weather Group — Includes heated front seats and windshield wiper de-icer (AD7)  |     | 0        | 0     |               |
| Comfort Group — Includes overhead ambient surround lighting, auto-dimming rearview mirror, power eight-way driver's seat with power four-way driver's lumbar adjust and air conditioning with Dual-Zone Automatic Temperature Control (AFB)  |     | 0        | 0     |               |
| Driver Assistance Group — Includes bi-functional LED projector headlamps, front LED fog lamps, LED licence plate light, and Park-Sense® Front and Rear Park Assist <sup>(6)</sup> (AWJ)  |     | 0        | 0     |               |
| Leather Seat Group — Includes leather-faced bucket seats (AJD)   |     | 0        |       |               |
| Popular Equipment Group — Includes deep-tint sunscreen glass, automatic headlamps, SiriusXM with one-year subscription <sup>(9)</sup> and Park-Sense Rear Park Assist <sup>(6)</sup> (AAU)   | 0   |          |       |               |
| Premium Group — Includes dual-pane power sunroof, BeatsAudio™ Premium Sound System and 19-inch Sport aluminum wheels (ADC)   |     |          | 0     |               |
| Premium Group — Includes BeatsAudio Premium Sound System, 18-inch Matte Anthracite aluminum wheels and dual-pane power sunroof (AAL)   |     | 0        |       | 0             |

• = Included. P = Available within Package noted. 0 = Optional. F = Fleet-only option.



SALES TEAM

SEDAN

MINIVANS/CROSSOVERS

SPORT UTILITY

TRUCKS/COMMERCIAL

LAW ENFORCEMENT



### JEEP® GRAND CHEROKEE WK

|  |   |
|--|---|
| <b>Models</b>  | Laredo, Limited, Overland®, Summit®   |
| <b>Engine / HP / Torque lb-ft</b>                                | 3.6L Pentastar™ Variable Valve Timing (VVT) V6 / 295 / 260<br>5.7L HEMI® VVT V8 / 360 / 390 |
| <b>Transmission</b>  | 8-speed Automatic transmission  |
| <b>Drivetrain</b>  | 4x4   |
| <b>Seating Capacity</b>  | 5   |
| <b>Towing Capacity kg (lb)</b>                                   | 3.6L Pentastar: 2812 (6200)<br>5.7L HEMI: 3265 (7200)                                       |
| <b>Wheelbase</b>   | 2915 (114.8)  |
| <b>Overall Height maximum</b>                                    | At roof rail: 1761 (69.3) / At antenna: 1779 (70)   |
| <b>Overall Width</b>   | 2154 (84.8)   |
| <b>Overall Length</b>  | 4822 (189.8)  |
| <b>Headroom front/rear</b>                                       | 1013 (39.9) / 995 (39.2) / N/A  |
| <b>Legroom front/rear</b>  | 1025 (40.3) / 981 (38.6) / N/A  |
| <b>Cargo Volume (rear seat up / rear seat folded), L (cu ft)</b> | 1934 (68.3) / 1028 (36.3) / N/A   |
| <b>Fuel Capacity L</b>   | 93.1  |

### JEEP WRANGLER

|  |   |
|--|---|
| <b>Models</b>  | Sport, Sport S, Sahara®, Rubicon®   |
| <b>Engine / HP / Torque lb-ft</b>                                | 3.6L Pentastar VVT V6 / 285 / 260<br>3.6L Pentastar VVT V6 with eTorque 285 / 260<br>2.0L I-4 Turbo 270 / 295<br>3.0L V6 Turbo Diesel 260 / 442 |
| <b>Transmission</b>  | 6-speed Manual transmission<br>8-speed Automatic transmission   |
| <b>Drivetrain</b>  | 4x4   |
| <b>Seating Capacity</b>  | Wrangler: 4 / Wrangler Unlimited: 5   |
| <b>Towing Capacity kg (lb)</b>                                   | Wrangler: 907 (2000) / Wrangler Unlimited: 1588 (3500)  |
| <b>Wheelbase</b>   | Wrangler: 2460 (96.8) / Wrangler Unlimited: 3008 (118.4)  |
| <b>Overall Height maximum</b>                                    | 1868 (73.6)   |
| <b>Overall Width</b>   | 1875 (73.8)   |
| <b>Overall Length</b>  | Includes spare tire: 4237 (166.8) / 4785 (188.4) 2-door / 4-door  |
| <b>Headroom front/rear</b>                                       | 1036 (40.7) hardtop / 1083 (42.6) soft top  |
| <b>Legroom front/rear</b>  | Front: 1038 (41.2)<br>Rear: 904 (35.7) / 974 (38.3) 2-door / 4-door   |
| <b>Cargo Volume (rear seat up / rear seat folded), L (cu ft)</b> | 897 (31.7) / 2050 (72.4)  |
| <b>Fuel Capacity L</b>   | 2.0L: 66.2 / 72 (2-door / 4-door)<br>3.6L Pentastar: 70 / 81 (2-door / 4-door)<br>3.0L: 69 (4-door only)  |





SALES TEAM

SEDAN

MINIVANS/CROSSOVERS

SPORT UTILITY

TRUCKS/COMMERCIAL

LAW ENFORCEMENT



### JEEP® CHEROKEE

|   |   |
|---|---|
| <b>Models</b>   | Sport, North, Altitude, Limited, Trailhawk®   |
| <b>Engine /HP/Torque lb-ft</b>                                      | 2.4L Tigershark® MultiAir® I-4 /180/170<br>3.2L Pentastar™ Variable Valve Timing (VVT) V6 /271 /239<br>2.0L I-4 Turbo 270/295                                 |
| <b>Transmission</b>   | 9-speed Automatic transmission  |
| <b>Drivetrain</b>   | 4x2 (Sport models only) / 4x4   |
| <b>Seating Capacity</b>   | 5   |
| <b>Towing Capacity kg (lb)</b>                                      | 2.4L Tigershark MultiAir with Trailer-Tow Group: 907 (2000)<br>3.2L Pentastar with Trailer-Tow Group: 2041 (4500)<br>2.0L with Trailer-Tow Group: 1814 (4000) |
| <b>Wheelbase</b>  | 4x2 /Jeep Active Drive I 4x4: 2700 (106.3) /Jeep Active Drive Lock 4x4: 2718 (107)  |
| <b>Overall Height maximum</b>                                       | At roof rail: 1681 (66.22)  |
| <b>Overall Width</b>  | 1859 (73.2)/Trailhawk: 1903 (74.9)  |
| <b>Overall Length</b>   | 4624 (182)  |
| <b>Headroom front/rear</b>  | 999 (39.4)/978 (38.5)   |
| <b>Legroom front/rear</b>   | 1045 (41.1)/1023 (40.3)   |
| <b>Cargo Volume (rear seat up/<br/>rear seat folded), L (cu ft)</b> | 781 (27.6)/1634 (57.7)  |
| <b>Fuel Capacity L</b>  | 60  |

### JEEP COMPASS

|   |   |
|---|---|
| <b>Models</b>   | Sport, North, Altitude, Limited, Trailhawk                                    |
| <b>Engine /HP/Torque lb-ft</b>                                      | 2.4L Tigershark MultiAir I-4  |
| <b>Transmission</b>   | 6-speed Automatic transmission<br>9-speed Automatic transmission              |
| <b>Drivetrain</b>   | 4x2 (Sport models only) / 4x4   |
| <b>Seating Capacity</b>   | 5   |
| <b>Towing Capacity kg (lb)</b>                                      | 907 (2000)  |
| <b>Wheelbase</b>  | 2636 (103.8)  |
| <b>Overall Height maximum</b>                                       | 1647 (64.8)   |
| <b>Overall Width</b>  | 2033 (80)   |
| <b>Overall Length</b>   | 4394 (173)  |
| <b>Headroom front/rear</b>  | Without sunroof: 995 (39.2)/978 (38.5)<br>With sunroof: 981 (38.6)/978 (38.5) |
| <b>Legroom front/rear</b>   | 1046 (48.1)/973 (38.3)  |
| <b>Cargo Volume (rear seat up/<br/>rear seat folded), L (cu ft)</b> | 770 (27.2)/1693 (39.8)  |
| <b>Fuel Capacity L</b>  | 51  |

### JEEP RENEGADE

|   |  |
|---|--|
| <b>Models</b>   | Sport, North, Trailhawk  |
| <b>Engine /HP/Torque lb-ft</b>                                      | 1.3L Turbo with Engine Stop/Start (ESS) technology /177 /200<br>2.4L Tigershark MultiAir I-4 /180 /175 |
| <b>Transmission</b>   | 9-speed Automatic transmission   |
| <b>Drivetrain</b>   | 4x2 (Sport models only) / 4x4  |
| <b>Seating Capacity</b>   | 5  |
| <b>Towing Capacity kg (lb)</b>                                      | 907 (2000)   |
| <b>Wheelbase</b>  | 2570 (101.2)   |
| <b>Overall Height maximum</b>                                       | 1689 (66.5)  |
| <b>Overall Width</b>  | 2023 (79.6)  |
| <b>Overall Length</b>   | 4232 (166.6)   |
| <b>Headroom front/rear</b>  | Without sunroof: 1009 (39.7)/1029 (40.5)<br>With sunroof: 1045 (41.1)/1029 (40.5)                      |
| <b>Legroom front/rear</b>   | 1046 (41.2)/891 (35.1)   |
| <b>Cargo Volume (rear seat up/<br/>rear seat folded), L (cu ft)</b> | 524 (18.5)/1438 (50.8)   |
| <b>Fuel Capacity L</b>  | 48   |



SALES TEAM

SEDAN

MINIVANS/CROSSOVERS

SPORT UTILITY

TRUCKS/COMMERCIAL

LAW ENFORCEMENT



## JEEP® GRAND CHEROKEE WK

### PRODUCT HIGHLIGHTS

3.6L Pentastar™ Variable Valve Timing (VVT) V6 with Engine Stop/Start (ESS) — Standard

5.7L HEMI® VVT V8 with FuelSaver Multi-Displacement System (MDS) Technology — Available

8-speed Automatic transmission — Standard

4x4 capability — Standard on all models

7-inch full-colour customizable in-cluster display centre — Standard

Towing of up to 3265 kg (7200 lb)

Heated front seats — Standard

Jeep Grand Cherokee is the Most Awarded SUV Ever<sup>(20)</sup>

Power liftgate — Standard

Quadra-Lift® Air Suspension System with Best-in-Class ground clearance<sup>(21)</sup> — Available

Uconnect 4® multimedia centre with 7-inch touchscreen — Standard

### SAFETY & SECURITY

Adaptive Cruise Control with Stop and Go<sup>(6)</sup> and Full-Speed Forward Collision Warning Plus with Active Braking<sup>(6)</sup> — Available

Blind-Spot Monitoring and Rear Cross-Path Detection<sup>(6)</sup> — Standard

Electronic Stability Control (ESC)<sup>(12)</sup> — Standard

Four-wheel disc antilock brakes with Electronic Brake-Force Distribution — Standard

High Intensity Discharge (HID) headlamps with auto-levelling — Available

Keyless Enter 'n Go™ with proximity entry and push-button start — Standard

Offers over 70 standard and available safety and security features


Park-Sense® Rear Park Assist<sup>(6)</sup> — Standard

ParkView® Rear Back-Up Camera<sup>(6)</sup> — Standard

Seven air bags,<sup>(7)</sup> including knee blocker — Standard



| ENGINES               | HORSEPOWER        | TORQUE               |
|-----------------------|-------------------|----------------------|
| 3.6L Pentastar VVT V6 | 295 hp @ 6400 rpm | 260 lb-ft @ 4800 rpm |
| 5.7L HEMI VVT V8      | 360 hp @ 5150 rpm | 390 lb-ft @ 4250 rpm |



Properly secure all cargo.

| EXTERIOR DIMENSIONS, mm (in)  |                       |
|---|-----------------------|
| Wheelbase   | 2915 (114.8)          |
| Overall Height (at roof rail/at antenna)  | 1761 (69.3)/1779 (70) |
| Overall Width (including mirrors)   | 2154 (84.8)           |
| Body Width  | 1943 (76.5)           |
| Overall Length  | 4822 (189.8)          |
| Front Track   | 1623 (63.9)           |
| Rear Track  | 1627 (64.1)           |
| Ground Clearance — Standard suspension  | 218 (8.6)             |
| — Quadra-Lift® Air Suspension at Off-Road 2   | 264 (10.4)            |
| — Quadra-Lift Air Suspension at Off-Road 2 (air dam off; Summit® and Trailhawk® only) | 275 (10.8)            |

| INTERIOR DIMENSIONS, mm (in) |             |
|------------------------------|-------------|
| Front:                       |             |
| — Headroom                   | 1013 (39.9) |
| — Legroom                    | 1025 (40.3) |
| — Hip Room                   | 1449 (57)   |
| — Shoulder Room              | 1491 (58.7) |

|                 |             |
|-----------------|-------------|
| Rear:           |             |
| — Headroom      | 995 (39.2)  |
| — Legroom       | 981 (38.6)  |
| — Hip Room      | 1428 (56.2) |
| — Shoulder Room | 1474 (58)   |

| VOLUMES & CAPACITIES            |             |
|---------------------------------|-------------|
| Behind Rear Seat, L (cu ft)     | 1027 (36.3) |
| Maximum Cargo Volume, L (cu ft) | 1934 (68.3) |
| Seating Capacity                | 5           |
| Fuel Tank Capacity, L (imp gal) | 93.1 (20.5) |

| TOWING, kg (lb)                                |             |
|--|-------------|
| 3.6L Pentastar™ Variable Valve Timing (VVT) V6 | 2812 (6200) |
| 5.7L HEMI® VVT V8                              | 3265 (7200) |

| FUEL ECONOMY, L/100 km (mpg) |                     |
|------------------------------|---------------------|
| 2020 Fuel Economy            |                     |
|                              | City/Highway        |
| — 3.6L Pentastar VVT V6      | 12.7 (22)/9.6 (29)  |
| — 5.7L HEMI VVT V8           | 16.7 (17)/10.9 (26) |

EXTERIOR PAINT COLOURS

|                                   |                                |
|-----------------------------------|--------------------------------|
| Billet Metallic (PSC)             | Bright White (PW7)             |
| Diamond Black Crystal Pearl (PXJ) | Granite Crystal Metallic (PAU) |
| Green Metallic (PFQ)              | Ivory Pearl Tri-Coat (PWD)     |
| Redline Pearl (PRM)               | Sangria Metallic (PHR)         |
| Slate Blue (PBF)                  | Sting-Grey (PDN)               |
| Velvet Red Pearl (PRV)            | Walnut Brown Metallic (PUW)    |



SALES TEAM

SEDAN

MINIVANS/CROSSOVERS

SPORT UTILITY

TRUCKS/COMMERCIAL

LAW ENFORCEMENT

JEEP® GRAND CHEROKEE WK STANDARD FEATURES AND OPTIONS

|   | Laredo | Limited | Overland® | Summit® |
|---|--------|---------|-----------|---------|
| <b>CPOS PACKAGE</b>   | 2TF    | 2TG     | 2TS       | 2TR     |
| <b>ENGINES / TRANSMISSIONS</b>  |        |         |           |         |
| 3.6L Pentastar™ V6 Variable Valve Timing (VVT) (ERC) and 8-speed Automatic (DFT)  | 2BF    | 2BH/2BG | 2BP/2BS   | 2BR     |
| 5.7L HEMI® V8 with Multi-Displacement System and VVT (EZH) and 8-speed Automatic (DFD)  |        | 22G     | 22P/22S   | 22R     |
| <b>MECHANICAL FEATURES / CAPABILITY</b>   |        |         |           |         |
| Exhaust System — Dual rear with bright tips (included with 5.7L HEMI V8 engine) (NEL)   |        | P       | •         | •       |
| — Single rear   | •      |         |           |         |
| — Single rear with bright tip (NEC)   |        | P       |           |         |
| Fuel-Filler Door — Power locking, capless (XJM/XJA)   | •      | •       | •         | •       |
| Fuel Tank — 93-litre (24.6-gallon) capacity with power locking capless filler door (NF4)  | •      | •       | •         | •       |
| Selec-Speed™/Hill Ascent Control (included with Off-Road Adventure Group II) (BNK)  |        | P       | P         |         |
| Selec-Terrain® Traction Management System — Dial with five traction control settings (included with All-Weather Capability Group and Off-Road Adventure Group I on Laredo and Quadra-Trac II® on Limited) (XAB)   | P      | P       | •         | •       |
| Suspension — Normal-duty (SDA)  | •      | •       | •         | •       |
| — Normal-duty, increased travel (included with Off-Road Adventure Group II) (SDJ)   |        | P       | P         |         |
| — Quadra-Lift® Air Suspension System – Features air springs that replace conventional coil springs at each wheel, with five modes totalling 104.1 mm (4.1 in) of lift; also includes Trailer-Tow Group IV (included with Off-Road Adventure Group II) (SER) |        | P       | •         | •       |
| — Rear load-levelling (included with Trailer-Tow Group IV; not available with Quadra-Lift Air Suspension System) (SES)  | P      | P       | P         | P       |
| Transfer Case/Four-Wheel Drive (4WD) System — Quadra-Trac II active 4WD includes two-speed transfer case and Hill Descent Control (included with All-Weather Capability Group and Off-Road Adventure Group I on Laredo) (DKA)                               | P      | •       | •         | •       |
| — Quadra-Trac I® full-time single-speed 4WD (DHY)   | •      |         |           |         |
| — Quadra-Drive® II 4WD System includes electronic limited-slip differential for rear axle (AWB)   |        | P       | P         | P       |
| <b>EXTERIOR FEATURES</b>  |        |         |           |         |
| Black Roof (MXS)  |        |         |           | 0       |
| Fascia — Body-colour (MLA)  | •      |         |           |         |
| — Body-colour with Bright insert (MCX)  |        | •       | •         | •       |
| Grille — Body-colour with Bright insert (MFN/MFD/MFE)   | •      | •       | •         | •       |
| — Bright with Chrome insert (MF1)   |        |         |           | •       |
| Liftgate — Power (JRC)  | •      | •       | •         | •       |
| Liftgate Spoiler — Auto High-Beam Headlamp Control System (included with Jeep ProTech II Group and Premium Lighting Group) (LMS)  | P      | P       | •         | •       |
| — Body-colour (MXR)   | •      | •       | •         | •       |
| Lighting — Automatic headlamps (LMG)  | •      | •       | •         | •       |
| — Bi-Xenon High Intensity Discharge (HID) headlamps (included with Premium Lighting Group (AD6)) (LM2)  | P      | P       | •         | •       |
| — Daytime running headlamps (LM1)   | •      | •       |           |         |
| — LED daytime running headlamps (LMZ)   | P      | P       | •         | •       |
| — LED fog lamps (included with Premium Lighting Group (AD6)) (LNV)  | P      | P       | •         |         |
| — Premium fog lamps (LNN)   | •      | •       |           |         |
| — Quad-halogen headlamps (LME)  | •      | •       |           |         |



SALES TEAM

SEDAN

MINIVANS/CROSSOVERS

SPORT UTILITY

TRUCKS/COMMERCIAL

LAW ENFORCEMENT

JEEP® GRAND CHEROKEE WK STANDARD FEATURES AND OPTIONS

|   | Laredo | Limited | Overland® | Summit® |
|---|--------|---------|-----------|---------|
| CPOS PACKAGE  | 2TF    | 2TG     | 2TS       | 2TR     |
| <b>EXTERIOR FEATURES</b> <i>continued</i>   |        |         |           |         |
| Mirrors — Power-folding multifunction in Chrome, with heating element and memory; auto-dimming on driver's side, with supplemental turn signals and courtesy lighting (GYC/LEW/LEM/LEC/LEB/NHJ/GNZ/LEN/LER/LEU)   |        |         | •         | •       |
| — Power, manual foldaway with heating element in body-colour (GTS/NHJ/LEP)  | •      |         |           |         |
| — Power, manual foldaway with heating element and memory in Chrome; auto-dimming on driver's side, with supplemental turn signals (GUQ/LEW/LEM/LEB/NHJ/GNZ/LEN/LEU)   |        | •       |           |         |
| Remote Start System — Control integrated into key fob, radio frequency system with 91-metre (300-ft) range (XBM)  | •      | •       | •         | •       |
| Roof Moulding — Black (MW8)   |        | P       |           |         |
| Roof Rails — Bright (MW1)   | •      | •       | •         | •       |
| Sunroof — Dual-Pane Panoramic – Includes full power sunroof with power sunshade in front and fixed glass in rear (GWJ)  |        | P       | •         | •       |
| — Power with express-open/close and comfort-stop features (GWA)   | 0      | P       |           |         |
| Tires — P265/60R18 BSW All-Season Low-Rolling-Resistance (TDC)  | •      | •       |           |         |
| — P265/60R18 BSW All-Season All-Terrain (TKH)   | P      | P       | P         |         |
| — P265/50R20 BSW All-Season Low-Rolling-Resistance (TKJ)  | P      | P       | •         |         |
| — P265/50R20 Performance All-Season (TKY)   |        | P       | 0         | •       |
| Wheels — 18-inch Fine Silver aluminum (WK4)   | •      |         |           |         |
| — 18-inch Technical Grey (WHV)  | 0      | •       |           |         |
| — 20-inch polished Tech Grey (WRA)  |        | 0       | •         |         |
| — 20-inch fully polished aluminum (WH3)   |        |         | P         | •       |
| — 20-inch Platinum aluminum (included with Platinum Series Group) (WHA)   |        |         |           | P       |
| Wiper System — Front, rain-sensing automatic feature (included with Luxury Group II and Jeep ProTech II Group) (JHC)  |        | P       | •         | •       |
| — Front, speed-sensitive, variable/intermittent (JHA)   | •      | •       |           |         |
| — Rear, with fixed intermittent and continuous speeds, with washer (JHB)  | •      | •       | •         | •       |
| <b>INTERIOR FEATURES</b>  |        |         |           |         |
| 7-inch, full-colour, customizable, in-cluster display centre (JAJ)  | •      | •       | •         | •       |
| Air Conditioning — Dual-Zone Automatic Temperature Control; includes infrared sensors and rear-seat outlets (HAF)   | •      | •       | •         | •       |
| Air Filtration System (JMA)   | •      | •       | •         | •       |
| Cargo Area — Cargo compartment cover (CSC)  | •      | •       | •         | •       |
| — Carpeted; includes storage tray and eight cargo tie-down loops in floor, driver's-side storage bin, 12-volt auxiliary power outlet and removable/rechargeable LED flashlight (CKT/JJM)  | •      | •       | •         | •       |
| — Deluxe cargo compartment (CKK)  |        |         |           | •       |
| Console — Full-length front floor console with two illuminated cup holders and two-tier armrest storage (CUF)   | •      | •       | •         | •       |
| — Overhead front with two LED map lamps, two dome lamps, sunglasses storage bin, Universal Garage Door Opener <sup>(13)</sup> control switches (if equipped) and power sunroof/sunshade controls (if equipped) (CUN)                                    | •      | •       | •         | •       |
| Memory System — Radio station presets, last-station settings, driver's-seat position, exterior mirrors and power tilt/telescoping steering wheel (if equipped) settings for two drivers, actuated from driver's door panel or each unique key fob (LEW) |        | •       | •         | •       |
| Mirrors — Rearview, auto-dimming with microphone (GNK)  | P      | •       | •         | •       |
| — Rearview, day/night with microphone (GNA)   | •      |         |           |         |
| Seat Fabrics — Cloth seats (Black or Light Frost Beige) (*A5)   | •      |         |           |         |
| — Leather-trimmed bucket seats (Black or Light Frost Beige) (*CJ)   |        | •       |           |         |
| — Perforated Nappa leather-trimmed seating and smooth Nappa leather bolsters (available in Black or Light Frost Beige); included with Luxury Group II (*DL)   |        | P       |           |         |



SALES TEAM

SEDAN

MINIVANS/CROSSOVERS

SPORT UTILITY

TRUCKS/COMMERCIAL

LAW ENFORCEMENT

JEEP® GRAND CHEROKEE WK STANDARD FEATURES AND OPTIONS

|  | Laredo | Limited | Overland® | Summit® |
|--|--------|---------|-----------|---------|
| CPOS PACKAGE   | 2TF    | 2TG     | 2TS       | 2TR     |
| <b>INTERIOR FEATURES</b> continued   |        |         |           |         |
| — Perforated Nappa leather-trimmed seating and smooth Nappa leather bolsters (available in Black, Dark Sienna/Black or Jeep Brown/Light Frost) (*GL)   |        |         | •         |         |
| — Perforated Natura Plus leather-trimmed seating with smooth Natura Plus leather bolsters (available in Black, Dark Sienna/Black or Jeep Brown/Light Frost) (*HL)  |        |         |           | •       |
| Seating — Front-passenger forward fold-flat seat (CDW)   | •      |         |           |         |
| — Heated front (JPM)   | •      | •       | •         | •       |
| — Heated second-row (JPZ)  |        | P       | •         | •       |
| — Power eight-way driver's and manual front-passenger with lumbar adjust (JPR)   | •      |         |           |         |
| — Power eight-way driver's/power eight-way passenger (JT2)   |        | •       | •         | •       |
| — Power four-way driver's/front-passenger lumbar adjust (JRN)  |        | •       | •         | •       |
| Steering Wheel — Heated (NHS)  | •      | •       | •         | •       |
| — Leather-wrapped with audio controls (SCV)  | •      | •       | P         |         |
| — Power tilt/telescoping column (SUB)  |        | P       | •         | •       |
| — Tilt/telescoping column, all manual (SUD)  | •      | •       |           |         |
| — Wood and leather-wrapped with audio controls (SCW)   |        |         | •         | •       |
| <b>UCONNECT® MULTIMEDIA</b>  |        |         |           |         |
| Media Hub — Includes two USB ports, auxiliary jack (RS6)   | •      | •       | •         | •       |
| Power Outlet — 12-volt, two auxiliary (JKP/JJM)  | •      | •       | •         | •       |
| — 115-volt auxiliary (JKV)   | •      | •       | •         | •       |
| SiriusXM <sup>(9)</sup> — Includes one-year trial subscription (RSD)   | •      | •       | •         | •       |
| SiriusXM Traffic Plus <sup>(19)</sup> — Includes five-year trial subscription (included with Uconnect 4C NAV <sup>(8)</sup> with 8.4-inch display) (RTB)   | P      | •       | •         | •       |
| SiriusXM Travel Link <sup>(19)</sup> — Includes five-year trial subscription (included with Uconnect 4C NAV <sup>(8)</sup> with 8.4-inch display) (RSM)  | P      | •       | •         | •       |
| Speakers — Alpine® Premium Entertainment Group with nine speakers, a subwoofer and 506-watt amplifier (RC3)  |        | P       | •         |         |
| — Harman Kardon® 19-speaker, 825-watt high-performance sound system (RCA)  |        |         | 0         | •       |
| — Six: two instrument panel-mounted 2.5-inch tweeters, two front-door 6x9-inch full-range speakers and two rear-door 6.5-inch full-range speakers (RCG)  | •      | •       |           |         |
| Uconnect 4 with 7-inch Display (UCG)   | •      |         |           |         |
| Uconnect 4C NAV <sup>(8)</sup> with 8.4-inch Display (UCV)   | P      | •       | •         | •       |
| USB Port — Dual remote (charging-only) (RS4)   |        | •       | •         | •       |
| <b>SAFETY &amp; SECURITY</b>   |        |         |           |         |
| Adaptive Cruise Control with Stop and Go <sup>(6)</sup> — Included with Jeep ProTech II Group (NH3)  |        | P       | P         | •       |
| Air Bags <sup>(7)</sup> — Advanced multistage driver's and front-passenger (CG3)   | •      | •       | •         | •       |
| — Advanced side-curtain (CJ2/CGS)  | •      | •       | •         | •       |
| — Advanced supplemental front-seat (CJ1)   | •      | •       | •         | •       |
| — Driver's-side inflatable knee bolster (CGY)  | •      | •       | •         | •       |
| Blind-Spot Monitoring and Rear Cross-Path Detection <sup>(6)</sup> (XAN)   | •      | •       | •         | •       |
| Electronic Stability Control (ESC) <sup>(12)</sup> — Includes vehicle stability management system, Electronic Roll Mitigation, All-Speed Traction Control, Brake Assist and four-channel Antilock Brake System (BNB) | •      | •       | •         | •       |
| Full-Speed Forward Collision Warning with Active Braking <sup>(6)</sup> (included with Jeep ProTech II Group) (LSU)  | P      | P       | P         | •       |
| Hill Start Assist (BNG)  | •      | •       | •         | •       |
| Parallel and Perpendicular Park Assist <sup>(6)</sup> (included with Jeep ProTech II Group) (XH5)  |        | P       | P         | •       |
| ParkView <sup>(6)</sup> Rear Back-Up Camera <sup>(6)</sup> — Includes Park-Sense <sup>(6)</sup> Rear Park Assist <sup>(6)</sup> (XAC/XH3)  | •      | •       | •         | •       |



SALES TEAM

SEDAN

MINIVANS/CROSSOVERS

SPORT UTILITY

TRUCKS/COMMERCIAL

LAW ENFORCEMENT

JEEP® GRAND CHEROKEE WK STANDARD FEATURES AND OPTIONS

|   | Laredo | Limited | Overland® | Summit® |
|---|--------|---------|-----------|---------|
| <b>CPOS PACKAGE</b>   | 2TF    | 2TG     | 2TS       | 2TR     |
| <b>SAFETY &amp; SECURITY</b> continued  |        |         |           |         |
| Rain Brake Support (BHC)  | •      | •       | •         | •       |
| Ready Alert Braking (BHD)   | •      | •       | •         | •       |
| Remote Keyless Enter 'n Go™ (GXM/GXD/GX4)   | •      | •       | •         | •       |
| Security Alarm (LSA)  | •      | •       | •         | •       |
| Sentry Key® Antitheft Engine Immobilizer (GXX)  | •      | •       | •         | •       |
| Trailer Sway Control (BNT)  | •      | •       | •         | •       |
| Universal Garage Door Opener <sup>(13)</sup> (XGD)  | •      | •       | •         | •       |
| <b>PACKAGES/EQUIPMENT GROUPS</b>  |        |         |           |         |
| All-Weather Capability Group — Includes Mopar® Cargo-Area Liner, Quadra-Trac II, <sup>®</sup> tow hooks, Selec-Terrain® Traction Management System, Remote Start System, Mopar Slush Mats (AD3)   | 0      |         |           |         |
| Jeep ProTech II Group — Full-Speed Forward Collision Warning Plus with Active Braking, <sup>(6)</sup> Lane Departure Warning, <sup>(6)</sup> Advanced Brake Assist, Limited and Overland models include: Adaptive Cruise Control with Stop and Go, <sup>(6)</sup> Parallel and Perpendicular Park Assist, <sup>(6)</sup> rain-sensitive windshield wipers and Laredo models include Auto High-Beam Headlamp Control (AZX) | 0      | 0       | 0         |         |
| Luxury Group II — Includes leather-trimmed ventilated front seats, heated second-row seats, dual-pane panoramic sunroof, rain-sensing windshield wipers, power tilt/telescoping steering wheel and Alpine® Premium Entertainment Group with nine speakers (AHN)   |        | 0       |           |         |
| Off-Road Adventure Group I — Includes tow hooks, skid plates for the fuel tank, transfer case, underbody and front suspension, Quadra-Trac II, Selec-Terrain Traction Management System, Trail Rated® badge and full-size spare tire (AWL)  | 0      |         |           |         |
| Off-Road Adventure Group II — Includes tow hooks, skid plates for the fuel tank, transfer case, underbody and front suspension, Quadra Drive® II, Selec-Speed, <sup>™</sup> Trail Rated badge, Quadra-Lift® Air Suspension, full-size spare tire (Limited) and 18-inch Tech Grey aluminum wheels (Overland); P265/60R18 BSW All-Season All-Terrain tires (AWY)  |        | 0       | 0         |         |
| Platinum Series Group — Includes body-colour treatment for exterior mirrors, door handles and lower front and rear fascias and side sills, with 20-inch Platinum aluminum wheels and Platinum Chrome finish on all bright exterior components (AVP)   |        |         |           | 0       |
| Premium Lighting Group — Includes front LED fog lamps, Auto High-Beam Headlamp Control and Bi-Xenon High Intensity Discharge headlamps (AD6)  | 0      | 0       |           |         |
| Rear DVD Entertainment System — Two screens mounted on front seatbacks are capable of playing both DVDs and Blu-ray Discs <sup>®</sup> ; includes separate ports for plugging in video games or other devices (AEK)   |        | 0       | 0         | 0       |
| Trailer-Tow Group IV — Includes heavy-duty engine cooling, Class IV hitch receiver, four- and seven-pin wiring harness, rear load-levelling suspension on Laredo and Limited, and full-size spare tire (deletes rear tow hooks) (AHX)   | 0      | P       | P         | P       |

• = Included. P = Available within Package noted. 0 = Optional. F = Fleet-only option.



## JEEP® WRANGLER

### PRODUCT HIGHLIGHTS

3.6L Pentastar™ Variable Valve Timing (VVT) V6 engine — Standard

— 285 hp and 260 lb-ft of torque

6-speed Manual transmission — Standard

8-speed TorqueFlite® Automatic transmission — Available

2.0L Turbo engine paired with the 8-speed TorqueFlite Automatic transmission — Available

— 270 hp and 295 lb-ft of torque

3.0L EcoDiesel V6 engine paired to an 8-speed Automatic transmission — Available on Unlimited models

— 260 hp and 442 lb-ft of torque

More than 75 standard and available safety and security features

Clean, sculptured forms, signature design elements, high-quality materials and state-of-the-art technology

Most Capable Wrangler Generation Ever



Properly secure all cargo.

### SAFETY & SECURITY

ParkView® Rear Back-Up Camera<sup>(6)</sup> — Standard

Blind-Spot Monitoring and Rear Cross-Path Detection<sup>(6)</sup> — Available

Electronic Stability Control (ESC)<sup>(12)</sup> with Hill Start Assist, Traction Control, Electronic Roll Mitigation and Trailer Sway Control — Standard

Advanced multistage front air bags<sup>(7)</sup> including front-seat-mounted side — Standard

TrailCam Forward-Facing Camera<sup>(6)</sup> — Available

| ENGINES               | HORSEPOWER     | TORQUE                |
|-----------------------|----------------|-----------------------|
| 3.6L Pentastar VVT V6 | 285 @ 6400 rpm | 260 @ 4800 rpm        |
| 2.0L Turbo            | 270 @ 5250 rpm | 295 @ 3000 rpm        |
| 3.0L EcoDiesel V6     | 260 @ 3600 rpm | 442 @ 1400 – 2800 rpm |





| EXTERIOR DIMENSIONS, mm (in)          |  | Rubicon® with Soft Top                    |
|---------------------------------------|--|---|
| Wheelbase                             |  | 2-door: 2460 (96.8)/4-door: 3008 (118.4)  |
| Front Track                           |  | 1598 (62.9)                               |
| Rear Track                            |  | 1598 (62.9)                               |
| Overall Height                        |  | 1868.4 (73.6)                             |
| Overall Width, without Mirrors        |  | 1875 (73.8)                               |
| Overall Length (including spare tire) |  | 2-door: 4237 (166.8)/4-door: 4785 (188.4) |
| Ground Clearance                      |  | 274 (10.8)                                |
| Approach Angle (deg)                  |  | 2-door: 44/4-door: 43.9                   |
| Departure Angle (deg)                 |  | 37  |
| Breakover Angle (deg)                 |  | 2-door: 27.8/4-door: 22.6                 |

| INTERIOR DIMENSIONS, mm (in)   |  | Wrangler/Wrangler Unlimited |
|--------------------------------|--|-----------------------------|
| Front:                         |  |                             |
| — Headroom, hardtop/soft top   |  | 1036 (40.7)/1083 (42.6)     |
| — Legroom                      |  | 1038 (41.2)                 |
| — Hip Room                     |  | 1370 (53.9)                 |
| — Shoulder Room                |  | 1417 (55.7)                 |
| Rear:                          |  |                             |
| — Headroom, hardtop/soft top   |  | 1023 (40.2)/1059 (41.7)     |
| — Legroom, 2-door/4-door       |  | 904.2 (35.7)/974 (38.3)     |
| — Hip Room, 2-door/4-door      |  | 1143 (45)/1440 (56.7)       |
| — Shoulder Room, 2-door/4-door |  | 1458 (57.7)/1417 (55.7)     |

| VOLUMES & CAPACITIES                |  | Wrangler/Wrangler Unlimited |
|-------------------------------------|--|-----------------------------|
| Cargo, Rear Seat Upright, L (cu ft) |  | 897 (31.7)                  |
| Cargo, Rear Seat Folded, L (cu ft)  |  | 2050 (72.4)                 |
| Seating Capacity                    |  | 4/5                         |
| Fuel Tank Capacity, L (imp gal)     |  | 70 (15.4)/81.3 (17.9)       |

| TOWING, kg (lb) |  | Wrangler/Wrangler Unlimited |
|-----------------|--|-----------------------------|
| Tow Class (max) |  | II                          |
| Maximum         |  | 907 (2000)/1588 (3500)      |

<sup>†</sup>Based on 2020 *EnerGuide* fuel consumption ratings. Government of Canada test methods used. Your actual fuel consumption will vary based on driving habits and other factors. For *EnerGuide* information, please ask your retailer or visit the Government of Canada Web site: [www.vehicles.nrcan.gc.ca](http://www.vehicles.nrcan.gc.ca)  
<sup>‡</sup>Selections may not be available on all trim levels/models and may be limited/restricted based on availability.

| FUEL ECONOMY <sup>†</sup> , L/100 km (mpg)     |                     |
|--|---------------------|
| 2020 Fuel Economy                              | City/Highway        |
| Wrangler:                                      |                     |
| 3.6L Pentastar™ Variable Valve Timing (VVT) V6 |                     |
| — 6-speed Manual                               | 13.7 (21)/9.6 (29)  |
| — 8-speed Automatic                            | 12.8 (22)/10.4 (27) |
| 2.0L Turbo — 8-speed Automatic                 | 10.5 (27)/9.4 (30)  |
| Wrangler Unlimited:                            |                     |
| 3.6L Pentastar VVT V6                          |                     |
| — 6-speed Manual                               | 13.8 (20)/10.1 (28) |
| — 8-speed Automatic                            | 12.9 (22)/10.2 (28) |
| 2.0L Turbo — 8-speed Automatic                 | 10.9 (26)/10 (28)   |
| 3.0L EcoDiesel V6 — 8-speed Automatic          | 10.6 (27)/8.1 (35)  |

**EXTERIOR PAINT COLOURS<sup>‡</sup>**

|                                |                       |
|--------------------------------|-----------------------|
| Billet Metallic (PSC)          | Black (PX8)           |
| Bright White (PW7)             | Firecracker Red (PRC) |
| Granite Crystal Metallic (PAU) | HellaYella (PYV)      |
| Hydro Blue (PBJ)               | Sarge Green (PGG)     |
| Snazzberry (PRV)               | Sting-Grey (PDN)      |



SALES TEAM

SEDAN

MINIVANS/CROSSOVERS

SPORT UTILITY

TRUCKS/COMMERCIAL

LAW ENFORCEMENT

| JEEP® WRANGLER STANDARD FEATURES AND OPTIONS  | Wrangler (2-door) |                 | Wrangler (4-door) |                |                |
|---|-------------------|-----------------|-------------------|----------------|----------------|
|   | Sport<br>2TB      | Rubicon®<br>2TR | Sport S<br>2TS    | Sahara®<br>2TG | Rubicon<br>2TR |
| <b>CPOS PACKAGE</b>   |                   |                 |                   |                |                |
| <b>ENGINES/TRANSMISSIONS</b>  |                   |                 |                   |                |                |
| 2.0L Turbo with Engine Stop/Start (ESS) Technology and 8-speed Automatic (EC1/DFT)  | 0                 | 0               | 0                 | 0              | 0              |
| 3.0L EcoDiesel V6 with 8-speed Automatic (EX1/DFV)  |                   |                 | 0                 | 0              | 0              |
| 3.6L Pentastar™ Variable Valve Timing (VVT) V6 with eTorque and 8-speed Automatic (ERG/DFT)   | 0                 | 0               | 0                 | 0              | 0              |
| 3.6L Pentastar VVT V6 and 6-speed Manual (ERC/DEM)  | •                 | •               | •                 | •              | •              |
| <b>MECHANICAL FEATURES/CAPABILITY</b>   |                   |                 |                   |                |                |
| Axle Ratios — 3.45:1 (DLK)  | •                 |                 | •                 | •              |                |
| — 4.10:1 (DMF)  |                   | •               |                   |                | •              |
| Axles — Third-generation Dana® 44 heavy-duty wide front axle (DJF)  |                   | •               |                   |                | •              |
| — Third-generation Dana 44 heavy-duty rear axle (DRE)   | •                 |                 | •                 | •              |                |
| — Third-generation Dana 44 heavy-duty wide rear axle (DRF)  |                   | •               |                   | P              | •              |
| — Third-generation Dana solid front axle (DJD)  | •                 |                 | •                 | •              |                |
| — Third-generation Dana solid rear axle (DRZ)   | 0                 |                 | 0                 | 0              |                |
| Differentials — Tru-Lok® front and rear, electronic remote locking (DSE)  |                   | •               |                   |                | •              |
| — Trac-Lok® limited-slip rear (DSA)   | P                 |                 | P                 | P              |                |
| Off-Road Plus Mode (XG7)  |                   | •               |                   |                | •              |
| Rock-Trac® Full-Time 4x4 System (requires Automatic transmission) (DHF)   |                   | 0               |                   |                | 0              |
| Selec-Trac® Full-Time Four-Wheel-Drive (4WD) System (DHP)   | 0                 |                 | 0                 | 0              |                |
| Steel Bumper Group — Includes front and rear steel bumpers, winch-capable (requires LED Lighting Group (AD6)) (AST)   |                   | 0               |                   |                | 0              |
| Sway Bar Disconnect — Electronically controlled, front (SHG)  |                   | •               |                   |                | •              |
| Towing — Trailer Tow and HD Electrical Group — Includes 240-amp alternator, 700-amp, maintenance-free battery, Class II hitch receiver, four- and seven-pin wiring harness and auxiliary switches (ADH) | 0                 | 0               | 0                 | 0              | 0              |
| Trailer Sway Control (BNT)  | •                 | •               | •                 | •              | •              |
| Transfer Case/4WD System — Command-Trac® NV241 GII, manual, part-time, shift-on-the-fly (DHN)   | •                 |                 | •                 | •              |                |
| — Rock-Trac NV241OR manual, part-time, shift-on-the-fly; 4:1 low-gear ratio (DHW)   |                   | •               |                   |                | •              |
| <b>EXTERIOR FEATURES</b>  |                   |                 |                   |                |                |
| Doors — Full metal with roll-up glass windows, removable (GCF)  | •                 | •               | •                 | •              | •              |
| Fender Flares — Black, moulded-in-colour  | •                 | •               | •                 |                | •              |
| — Body-colour (requires body-colour three-piece hardtop) (MM3)  |                   | 0               |                   | •              | 0              |
| Glass — Deep-tint sunscreen windows (GCD)   | 0                 | •               | •                 | •              | •              |
| — Manual windows (JF8)  | •                 |                 |                   |                |                |
| — Power windows, front one-touch down (included with 2TS) (JPY)   | P                 | •               | •                 | •              | •              |
| — Solar-Control (GAM)   | •                 |                 | •                 |                |                |
| — Tinted windshield (GBB)   | •                 | •               | •                 | •              | •              |
| Grille — Body-colour (MFT)  | •                 |                 | •                 |                |                |
| — Body-colour/accent-colour (MF4)   |                   | •               |                   |                | •              |
| — Bright (MFZ)  |                   |                 |                   | •              |                |
| Lighting — Automatic headlamps (included with 2TS) (LMG)  | P                 | •               | •                 | •              | •              |
| — Fog lamps (LNJ)   | •                 | •               | •                 | •              | •              |
| — Halogen headlamps (LMA)   | •                 | •               | •                 | •              | •              |



SALES TEAM

SEDAN

MINIVANS/CROSSOVERS

SPORT UTILITY

TRUCKS/COMMERCIAL

LAW ENFORCEMENT

| JEEP® WRANGLER STANDARD FEATURES AND OPTIONS   | Wrangler (2-door) |                 | Wrangler (4-door) |                |                |
|--|-------------------|-----------------|-------------------|----------------|----------------|
|  | Sport<br>2TB      | Rubicon®<br>2TR | Sport S<br>2TS    | Sahara®<br>2TG | Rubicon<br>2TR |
| <b>CPOS PACKAGE</b>  |                   |                 |                   |                |                |
| <b>EXTERIOR FEATURES</b> <small>continued</small>  |                   |                 |                   |                |                |
| — Headlamps-off time delay (LHD)   | •                 | •               | •                 | •              | •              |
| — LED fog lamps (LNV)  | P                 | P               | P                 | P              | P              |
| — LED reflector headlamps (LPX)  | P                 | P               | P                 | P              | P              |
| Mirrors — Black, manual foldaway (LE4)   | •                 | •               | •                 | •              | •              |
| — Power heated (included with 2TS) (GTB)   | P                 |                 | •                 | •              | •              |
| Rock Rails (MEF)   | P                 | •               | P                 |                | •              |
| Side Steps — Black tubular (MRU)   | 0                 |                 | 0                 | 0              |                |
| — Chrome tubular, by Mopar® (MRT)  | 0                 |                 | 0                 | 0              |                |
| — Diamond-plate surface pattern (MRK)  | P                 |                 | 0                 | •              |                |
| Skid Plates — For fuel tank, transfer case and transmission (XEE, XEF and XE9)   | •                 | •               | •                 | •              | •              |
| Tires — P245/75R17 All-Season (TQJ)  | •                 |                 | •                 |                |                |
| — P245/75R17 All-Terrain (TTC)   | 0                 |                 | 0                 |                |                |
| — P245/75R17 All-Season (TQK)  | 0                 |                 | 0                 |                |                |
| — P245/75R17 All-Terrain (TQL)   | 0                 |                 | 0                 |                |                |
| — LT285/70R17C BSW Off-Road (TXA)  |                   | •               |                   |                | •              |
| — P255/70R18 All-Terrain (TRR)   |                   |                 |                   | 0              |                |
| — LT285/70R17C OWL Off-Road (TT4)  |                   | 0               |                   |                | 0              |
| — P255/70R18 All-Season (TDA)  |                   |                 |                   | •              |                |
| — P255/70R18 All-Terrain (TDB)   | P                 |                 | P                 | P              |                |
| Tops — Black Sunrider® Soft Top (STA)  | •                 | •               | •                 |                | •              |
| — Body-colour three-piece hardtop (HT3)  |                   | 0               |                   | 0              | 0              |
| — Dual Top Group – Includes Freedom Panel storage bag, Black three-piece hardtop and premium Sunrider Soft Top (AEN)                             |                   |                 | 0                 | 0              | 0              |
| — Freedom Top® – Three-piece Black modular hardtop with rear wiper/washer, rear defroster, full-framed doors and Freedom Panel storage bag (HT1) | 0                 | 0               | 0                 | •              | 0              |
| — Premium Black Sunrider Soft Top (STB)  | 0                 | 0               | 0                 | 0              | 0              |
| — Premium Tan Sunrider Soft Top (STC)  | 0                 | 0               | 0                 | 0              | 0              |
| — Sky One-Touch™ Power Top (STJ)   |                   |                 |                   | 0              | 0              |
| Tow Hooks — Black, two front, one rear (XEW)   | •                 |                 | •                 | •              |                |
| — Red, two front, one rear (XH6)   |                   | •               |                   |                | •              |
| Wheels — 17-inch steel Low-Gloss Black (WD2)   | •                 |                 |                   |                |                |
| — 17-inch aluminum Tech Silver Metallic (WF9)  |                   |                 | •                 |                |                |
| — 17-inch Granite Crystal machined aluminum (WGG)  |                   |                 | 0                 |                |                |
| — 18-inch polished aluminum with painted Granite Crystal spokes (WHG)  |                   |                 |                   | •              |                |
| — 18-inch polished aluminum with painted Tech Grey inserts (WPT)   |                   |                 |                   | 0              |                |
| — 17-inch machined aluminum with Black pockets (WGM)   |                   | •               |                   |                | •              |
| — 17-inch aluminum Mid-Gloss Black pockets and polished lip (WGR)  |                   | 0               |                   |                | 0              |
| <b>INTERIOR FEATURES</b>   |                   |                 |                   |                |                |
| Air Conditioning — Automatic temperature controls (included with Technology Group) (HAB)   | P                 | •               | P                 | •              | •              |
| — Manual temperature controls (HAA)  | 0/P               |                 | •                 |                |                |
| Console — Bin task light (LDB)   |                   | •               |                   | •              | •              |



SALES TEAM

SEDAN

MINIVANS/CROSSOVERS

SPORT UTILITY

TRUCKS/COMMERCIAL

LAW ENFORCEMENT

JEEP® WRANGLER STANDARD FEATURES AND OPTIONS

CPOS PACKAGE

INTERIOR FEATURES continued

|   | Wrangler (2-door) |                 | Wrangler (4-door) |                |                |
|---|-------------------|-----------------|-------------------|----------------|----------------|
|   | Sport<br>2TB      | Rubicon®<br>2TR | Sport S<br>2TS    | Sahara®<br>2TG | Rubicon<br>2TR |
| — Full-floor with front/rear 12-volt auxiliary power outlet (CUF/JJJ)   | •                 | •               | •                 | •              | •              |
| — Remote USB port (charging-only) (RS3)   |                   | •               |                   | •              | •              |
| — Two USB ports (charging-only) (RS2)   |                   | •               |                   | •              | •              |
| Floor Mats — Cargo compartment (included with Trail Rail™ Cargo Management System, not available with Alpine® Premium Audio System) (CKL) | P                 | P               | P                 | P              | P              |
| — Front (CLC)   | •                 | •               |                   |                |                |
| — Front and rear (CLE)  |                   |                 | •                 | •              | •              |
| — Mopar® All-Weather (CWA)  | 0                 | 0               | 0                 | 0              | 0              |
| Lighting — Ambient LED interior light (LHA)   |                   | •               |                   | •              | •              |
| — Courtesy lamps (LBB)  | •                 | •               | •                 | •              | •              |
| Mirror — Auto-dimming with reading lights (GNK)   | P                 | P               | P                 | P              | P              |
| — Rearview day/night mirror (GNA)   | •                 | •               | •                 | •              | •              |
| Push-Button Start (GX4)   | •                 | •               | •                 | •              | •              |
| Remote Keyless Entry (GXM)  | P                 | •               | •                 | •              | •              |
| Remote Start System (XBM)   | P                 | 0               | P                 | 0              | 0              |
| Seating — Cloth (available in Black or Heritage Tan) (*A7)  | •                 |                 | •                 |                |                |
| — Cloth with Sahara logo (available in Black or Heritage Tan) (*T7)   |                   |                 |                   | •              |                |
| — Cloth with Rubicon logo (available in Black or Heritage Tan) (*D5)  |                   | •               |                   |                | •              |
| — Heated front (included with Cold Weather Group) (JPM)   | P                 | P               | P                 | P              | P              |
| — Leather-trimmed with Sahara logo (available in Black or Dark Saddle) (*CL)  |                   |                 |                   | 0              |                |
| — Leather-trimmed with Rubicon logo (available in Black or Dark Saddle) (*AL)   |                   | 0               |                   |                | 0              |
| Seats — Rear, folding (CFM)   | •                 | •               |                   |                |                |
| — Split-folding (60/40) (CFN)   |                   |                 | •                 | •              | •              |
| Steering Wheel — Leather-wrapped, with speed control (SCV)  | P                 | •               | •                 | •              | •              |
| — Heated (included with Cold Weather Group) (NHS)   | P                 | P               | P                 | P              | P              |
| — Mounted audio controls (RDZ)  | •                 | •               | •                 | •              | •              |
| — Urethane/vinyl (SCA)  | •                 |                 | •                 |                |                |
| Trail Rail Cargo Management System (CMD)  | P                 | 0               | 0                 | 0              | 0              |
| Universal Garage Door Opener <sup>(13)</sup> (included with Convenience Group) (XGD)  | P                 | •               | P                 | •              | •              |
| Wash-Out Interior — With removable carpet and drain plugs   | •                 | •               | •                 | •              | •              |
| <b>UCONNECT® MULTIMEDIA</b>   |                   |                 |                   |                |                |
| Audio System — Eight speakers (RCH)   | •                 | •               | •                 | •              | •              |
| — Nine Alpine speakers with an all-weather subwoofer and 552-watt amplifier (RC4)   | 0                 | 0               | 0                 | 0              | 0              |
| Integrated Voice Command <sup>(10)</sup> (XRB)  | •                 | •               | •                 | •              | •              |
| Power Outlet — 12-volt, two total (JJJ/JJM)   | •                 | •               | •                 | •              | •              |
| — 115-volt to power household items, laptops, etc. (JKV)  |                   | •               |                   | •              | •              |
| SiriusXM with One-Year Subscription <sup>(9)</sup> (RSD)  | 0                 | •               | •                 | •              | •              |
| SiriusXM Travel Link <sup>(19)</sup> with Five-Year Subscription (included with Uconnect 4C NAV <sup>(8)</sup> ) (RSM)                    |                   | P               |                   | P              | P              |
| SiriusXM Guardian <sup>(5)</sup> with One-Year Subscription (included with Uconnect 4C NAV <sup>(8)</sup> ) (RSK)                         |                   | P               |                   | P              | P              |
| SiriusXM Traffic Plus <sup>(19)</sup> with Five-Year Subscription (included with Uconnect 4C NAV <sup>(8)</sup> ) (RTB)                   |                   | P               |                   | P              | P              |



SALES TEAM

SEDAN

MINIVANS/CROSSOVERS

SPORT UTILITY

TRUCKS/COMMERCIAL

LAW ENFORCEMENT

JEEP® WRANGLER STANDARD FEATURES AND OPTIONS

|   | Wrangler (2-door) |                 | Wrangler (4-door) |                |                |
|---|-------------------|-----------------|-------------------|----------------|----------------|
|   | Sport<br>2TB      | Rubicon®<br>2TR | Sport S<br>2TS    | Sahara®<br>2TG | Rubicon<br>2TR |
| <b>CPOS PACKAGE</b>   |                   |                 |                   |                |                |
| <b>UCONNECT® MULTIMEDIA</b> continued   |                   |                 |                   |                |                |
| Uconnect 3 with 5-inch Display — Includes touchscreen display and voice command <sup>(10)</sup> (UCA)   | •                 |                 |                   |                |                |
| Uconnect 4 with 7-inch Display (included with Technology Group (AAN) ) (UCG)  | P                 |                 | •                 | •              | •              |
| Uconnect 4C NAV <sup>(8)</sup> with 8.4-inch Display (included with 8.4-inch Radio and Premium Audio Group (AEK) (UCQ)  |                   | P               |                   | P              | P              |
| <b>SAFETY &amp; SECURITY</b>  |                   |                 |                   |                |                |
| Advanced Brake Assist (BGG)   | •                 | •               | •                 | •              | •              |
| Air Bags <sup>(7)</sup> — Advanced multistage driver and front-passenger (CG3)  | •                 | •               | •                 | •              | •              |
| — Supplemental front-seat-mounted side (CJ1)  | •                 | •               | •                 | •              | •              |
| Antilock Four-Wheel Disc Brakes (BRY)   | •                 |                 | •                 |                |                |
| Antilock Four-Wheel Disc Heavy-Duty Brakes (BR6)  |                   | •               |                   | •              | •              |
| Blind-Spot Monitoring and Rear Cross-Path Detection <sup>(6)</sup> (included with Safety Group) (XAN)   | P                 | P               | P                 | P              | P              |
| Electronic Roll Mitigation (BNS)  | •                 | •               | •                 | •              | •              |
| Electronic Stability Control <sup>(12)</sup> — Includes hydraulic assist brake booster and traction control (BNB)   | •                 | •               | •                 | •              | •              |
| Hill Descent Control (included with 8-speed Automatic transmission) (BNH)   | P                 | P               | P                 | P              | P              |
| Hill Start Assist (BNG)   | •                 | •               | •                 | •              | •              |
| Park-Sense® Rear Park Assist <sup>(6)</sup> (included with Safety Group) (XAA)  | P                 | P               | P                 | P              | P              |
| ParkView® Rear Back-Up Camera <sup>(6)</sup> (XAC)  | •                 | •               | •                 | •              | •              |
| Selec-Speed™ Control (included with 8-speed Automatic transmission) (BNK)   | P                 | P               | P                 | P              | P              |
| Selectable Tire-Fill Alert (LA5)  | P                 | •               | P                 | •              | •              |
| Sentry Key® Antitheft Engine Immobilizer (GXX)  | •                 | •               | •                 | •              | •              |
| TrailCam Forward-Facing Camera <sup>(6)</sup> (XNY)   |                   | 0               |                   | 0              | 0              |
| <b>PACKAGES/EQUIPMENT GROUPS</b>  |                   |                 |                   |                |                |
| 8.4-inch Radio and Premium Audio Group — Includes rearview auto-dimming mirror, Alpine® Premium Audio System and Uconnect 4C NAV <sup>(8)</sup> (AEK)   |                   | 0               |                   | 0              | 0              |
| Cold Weather Group — Includes Remote Start System (Automatic transmission), heated steering wheel and heated front seats (ADE)  | 0                 | 0               | 0                 | 0              | 0              |
| Convenience Group — Includes Remote Start System (Automatic transmission) and Universal Garage Door Opener <sup>(13)</sup> (ADC)  | 0                 |                 | 0                 |                |                |
| Dual Door Group — Includes half-metal doors with locks, power heated mirrors and speed-sensitive power locks (late availability; not available with Dual Top Group) (AJS)                           | 0                 | 0               | 0                 | 0              | 0              |
| Dual Top Group — Includes Freedom Panel storage bag, Black three-piece hardtop and Black Sunrider® Soft Top (AEN)   |                   |                 | 0                 | 0              | 0              |
| LED Headlamp and Fog Lamp Group — Includes LED fog lamps, LED reflector headlamps and LED daytime running lamps (ADA)   | 0                 |                 | 0                 |                |                |
| LED Lighting Group — Includes LED fog lamps, LED reflector headlamps, LED taillamps and daytime running lamps (AD6)   |                   | 0               |                   | 0              | 0              |
| Safety Group — Includes LED taillamps, injection-moulded Black rear bumper, Park-Sense Rear Park Assist <sup>(6)</sup> and Blind-Spot Monitoring and Rear Cross-Path Detection <sup>(6)</sup> (AJ1) | 0                 | 0               | 0                 | 0              | 0              |
| Smoker's Group — Includes removable ashtray and cigar lighter (AWS)   | 0                 | 0               | 0                 | 0              | 0              |
| Steel Bumper Group — Includes steel front and rear bumpers (requires LED Lighting Group (AD6)) (AST)  |                   | 0               |                   |                | 0              |
| Technology Group — Includes auto-temp air conditioning, 7-inch Driver Information Display, SiriusXM <sup>(9)</sup> and Uconnect 4 with 7-inch display (AAN)   | 0                 |                 |                   |                |                |
| Trailer Tow and HD Electrical Group — Includes 240-amp alternator, 700-amp maintenance-free battery, Class II hitch receiver, four- and seven-pin wiring harness, and auxiliary switches (ADH)      | 0                 | 0               | 0                 | 0              | 0              |

• = Included. P = Available within Package noted. 0 = Optional. F = Fleet-only option.



## JEEP® CHEROKEE

### PRODUCT HIGHLIGHTS

2.4L Tigershark® MultiAir® I-4 with Engine Stop/Start (ESS) technology — Standard

3.2L Pentastar™ Variable Valve Timing (VVT) V6 with ESS technology — Available

2.0L I-4 Turbo with ESS technology — Available

9-speed Automatic transmission — Standard

Apple CarPlay integration and Android Auto™ capability<sup>(4)</sup> — Standard

Towing of up to 2041 kg (4500 lb)

Hands-free power liftgate — Available

Jeep Selec-Terrain® with up to five settings: Auto, Snow, Sport, Sand/Mud and, exclusively on Trailhawk®, Rock mode — Standard on 4x4 models

LED headlamps and taillamps — Standard

Uconnect® 4 multimedia centre with 7-inch touchscreen — Standard

Uconnect 4C NAV<sup>(8)</sup> multimedia centre with 8.4-inch touchscreen — Available

### SAFETY & SECURITY

Eight air bags,<sup>(7)</sup> including supplemental side-curtain and front knee blockers — Standard

Keyless Enter 'n Go™ with proximity entry and push-button start — Available

Offers more than 80 standard and available safety and security features, including:

— Adaptive Cruise Control with Stop and Go<sup>(6)</sup> — Available

— Blind-Spot Monitoring and Rear Cross-Path Detection<sup>(6)</sup> — Available

— Full-Speed Forward Collision Warning Plus with Active Braking<sup>(6)</sup> — Available

— Lane Departure Warning with Lane Keep Assist<sup>(6)</sup> — Available

— Parallel/Perpendicular Park and Un-Park Assist<sup>(6)</sup> — Available



Properly secure all cargo.

| ENGINES                  | HORSEPOWER     | TORQUE                |
|--------------------------|----------------|-----------------------|
| 2.4L Tigershark MultiAir | 180 @ 6400 rpm | 170 @ 4600 rpm        |
| 3.2L Pentastar VVT V6    | 271 @ 4600 rpm | 239 @ 4400 rpm        |
| 2.0L I-4 Turbo           | 270 @ 5250 rpm | 295 @ 3000 – 4500 rpm |



**EXTERIOR DIMENSIONS, mm (in) (Based on 4x4 models)**

|  |              |
|--|--------------|
| Overall Height with Roof Rack                  | 1683 (66.2)  |
| Overall Width                                  | 1859 (73.2)  |
| Overall Length                                 | 4650 (183.1) |
| Ground Clearance, Minimum Running (Trailhawk®) | 221.6 (8.7)  |

**INTERIOR DIMENSIONS, mm (in)**

|                 |             |
|-----------------|-------------|
| Front:          |             |
| — Headroom      | 999 (39.4)  |
| — Legroom       | 1045 (41.1) |
| — Hip Room      | 1367 (53.8) |
| — Shoulder Room | 1462 (57.6) |
| Rear:           |             |
| — Headroom      | 978 (38.5)  |
| — Legroom       | 1023 (40.3) |
| — Hip Room      | 1268 (49.9) |
| — Shoulder Room | 1399 (55.1) |

**VOLUMES & CAPACITIES**

|   |             |
|---|-------------|
| Interior Volume Index, L (cu ft)              | 3625 (128)  |
| Cargo, Rear Seat Up and Fully Back, L (cu ft) | 781 (27.6)  |
| Cargo, Rear Seat Folded, L (cu ft)            | 1634 (57.7) |
| Seating Capacity                              | 5           |
| Fuel Tank Capacity, L (imp gal)               | 60 (13.1)   |

**TOWING, kg (lb)**

|  |             |
|--|-------------|
| Maximum — 2.4L/3.2L/2.0L                   | 907 (2000)  |
| — 2.0L I-4 Turbo with Trailer-Tow Group    | 1814 (4000) |
| — 3.2L Pentastar V6 with Trailer-Tow Group | 2041 (4500) |

\*Based on 2020 *EnerGuide* fuel consumption ratings. Government of Canada test methods used. Your actual fuel consumption will vary based on driving habits and other factors. For *EnerGuide* information, please ask your retailer or visit the Government of Canada Web site: [www.vehicles.nrcan.gc.ca](http://www.vehicles.nrcan.gc.ca)  
 †Selections may not be available on all trim levels/models and may be limited/restricted based on availability.

**FUEL ECONOMY<sup>†</sup>, L/100km (mpg)**

| 2020 Fuel Economy                                    | City/Highway       |
|--|--------------------|
| 2.4L Tigershark® MultiAir® I-4 — 4x2                 | 10.8 (26)/7.6 (37) |
| — 4x4, Jeep® Active Drive I                          | 11.2 (25)/8 (35)   |
| 3.2L Pentastar™ Variable Valve Timing (VVT) V6 — 4x2 | 11.9 (24)/8.2 (34) |
| — 4x4, Jeep Active Drive I                           | 12.2 (23)/8.6 (33) |
| — 4x4, Jeep Active Drive Lock                        | 12.9 (22)/9.9 (29) |
| 2.0L I-4 Turbo                                       |                    |
| — 4x4, Jeep Active Drive I                           | 11.2 (25)/8 (35)   |
| — 4x4, Jeep Active Drive Lock                        | 11.8 (24)/9.2 (31) |

**EXTERIOR PAINT COLOURS\***

|                                |                                   |
|--------------------------------|-----------------------------------|
| Billet Metallic (PSC)          | Blue Shade Pearl (PBF)            |
| Bright White (PW7)             | Diamond Black Crystal Pearl (PXJ) |
| Granite Crystal Metallic (PAU) | Hydro Blue Pearl (PBJ)            |
| Light Brownstone Pearl (PT6)   | Olive Green Pearl (PFP)           |
| Sting-Grey (PDN)               | Velvet Red Pearl (PRV)            |
| Sangria Metallic (PHR)         | Spitfire Orange (PF2)             |



SALES TEAM

SEDAN

MINIVANS/CROSSOVERS

SPORT UTILITY

TRUCKS/COMMERCIAL

LAW ENFORCEMENT

JEEP® CHEROKEE STANDARD FEATURES AND OPTIONS

|   | Sport | North | Altitude | Trailhawk® | Limited |
|---|-------|-------|----------|------------|---------|
| CPOS PACKAGE  | 2TA   | 2TJ   | 2TH      | 2TE        | 2TG     |
| <b>ENGINES / TRANSMISSIONS</b>  |       |       |          |            |         |
| 2.4L Tigershark® MultiAir® I-4 with 9-speed Automatic (EDE)   | •     | •     |          |            |         |
| 3.2L Pentastar™ Variable Valve Timing (VVT) V6 with 9-speed Automatic (EHK)   | 0     | 0     | •        | •          | •       |
| 2.0L I-4 Turbo with 9-speed Automatic (EC1)   |       | 0     | 0        | 0          | 0       |
| <b>MECHANICAL FEATURES / CAPABILITY</b>   |       |       |          |            |         |
| Active Grille Shutters (not available with tow hooks) (MDX)   | •     | •     | •        |            | •       |
| Exhausts — Dual rear with bright tips (included with 2.0L I-4 Turbo and 3.2L Pentastar V6 engine) (NEL)                     | P     | P     | •        | •          | •       |
| — Single, hidden (NEH)  | •     | •     |          |            |         |
| Fuel Door — Push/push (XJ7)   | •     | •     | •        | •          | •       |
| Selec-Terrain® Traction Management System — Up to five traction control settings with dial (4x4 models only) (XAB)          | •     | •     | •        | •          | •       |
| Suspensions — Normal-duty (SDA)   | •     | •     | •        |            | •       |
| — Off-road (SDJ)  |       |       |          | •          |         |
| Transfer Case/Four-Wheel-Drive (4WD) System — Jeep Active Drive I, single-speed 4WD (4x4 models only) (DK2)                 | •     | •     | •        |            | •       |
| — Jeep Active Drive II, two-speed 4WD (includes off-road suspension; 4x4 models only) (DK4)                                 |       |       |          | •          |         |
| <b>EXTERIOR FEATURES</b>  |       |       |          |            |         |
| Fascia — Accent-/body-colour (MCD)  | •     | •     | •        | •          | •       |
| — Body-colour (MLA)   |       |       |          |            | P       |
| — Rear fascia skid plate appliqué (MTA)   |       |       |          | •          |         |
| Fog Lamps — LED (LNV)   | P     | •     | •        | •          | •       |
| Grille — Accent-colour surround (MF4)   |       |       |          | •          |         |
| — Chrome surround (MYV)   | •     | •     |          |            | •       |
| — Gloss-Black surround (MFS)  |       |       | •        |            |         |
| Hands-Free Power Liftgate (included with Luxury Group (AFF), Elite Package (AMN), and Trailhawk Elite (2TL)) (JK2)          |       |       |          | P          | P       |
| Headlamps — Automatic (LMG)   |       | •     | •        | •          | •       |
| — Auto High-Beam Headlamp Control System (included with Technology Group (ADG)) (LMS)                                       |       |       |          | P          | P       |
| — Headlamps-off time delay (LHD)  | •     | •     | •        | •          | •       |
| — LED daytime running headlamps (LMZ)   | •     | •     | •        | •          | •       |
| — LED low-/high-beam (LM6)  | •     | •     | •        | •          | •       |
| Headlamp Bezels — Black (MFA)   | •     | •     | •        | •          | •       |
| Mirrors — Accent-colour (LE6)   |       |       |          | •          |         |
| — Black (LE4)   | •     |       |          |            |         |
| — Body-colour (LEP)   |       | •     | •        |            | •       |
| — Power, heated (GTB)   | •     | •     | •        |            |         |
| — Power, multifunction foldaway (included with Comfort & Safety Group (AJY)) (GUU)  |       | P     | P        | •          | •       |
| Roof Rails — Accent-coloured (MW3)  |       |       |          | •          |         |
| — Bright (MW1)  |       | •     |          |            | •       |
| — Gloss Black (MWG)   |       |       | •        |            |         |
| Sunroof — CommandView® Panoramic (full, with dual panes: power front and fixed rear; included with Sun & Sound Group) (GWJ) |       | P     | P        | P          | P       |





SALES TEAM

SEDAN

MINIVANS/CROSSOVERS

SPORT UTILITY

TRUCKS/COMMERCIAL

LAW ENFORCEMENT

JEEP® CHEROKEE STANDARD FEATURES AND OPTIONS

|  | Sport | North | Altitude | Trailhawk® | Limited |
|--|-------|-------|----------|------------|---------|
| CPOS PACKAGE   | 2TA   | 2TJ   | 2TH      | 2TE        | 2TG     |
| <b>EXTERIOR FEATURES</b> <i>continued</i>  |       |       |          |            |         |
| Tires — 225/60R17 BSW All-Season (4x2 models) (TRA)  | •     |       |          |            |         |
| — 225/65R17 BSW All-Season (4x4 models) (TRF)  | •     | •     |          |            |         |
| — 225/55R18 All-Season (TWL)   | P     |       |          |            |         |
| — 225/60R18 BSW Touring (TWS)  | P     | P     | •        |            | •       |
| — P245/65R17 OWL All-Terrain (TCF)   | P     |       |          | •          |         |
| — P235/50R19 BSW All-Season (included with 19-inch Granite Crystal wheels) (TLA)   |       | P     |          |            | P       |
| Wheels — 17-inch full-face steel (WAA)   | •     |       |          |            |         |
| — 17-inch Black-painted aluminum (WBG)   |       |       |          | 0          |         |
| — 17-inch painted aluminum (WFM)   | P     | •     |          |            |         |
| — 19-inch Granite Crystal aluminum (WPX)   |       | P     |          |            | P       |
| — 18-inch Diamond-Cut painted aluminum (WP5)   |       |       |          |            | •       |
| — 17-inch painted Diamond-Cut aluminum (WBR)   | P     |       |          | •          |         |
| — 18-inch Gloss-Black aluminum (WDP)   |       |       | •        |            |         |
| Wiper System — Front, rain-sensing automatic feature (JHC)   | •     | •     | •        | •          | •       |
| — Rear, with washer (JHB)  | •     | •     | •        | •          | •       |
| — Windshield wiper de-icer (included with Cold Weather Group (ADE)) (NHL)  | P     | •     | •        | •          | •       |
| <b>INTERIOR FEATURES</b>   |       |       |          |            |         |
| 3.5-inch High-Resolution Thin Film Transistor Cluster (JAY)  | •     | •     |          |            |         |
| 7-inch Full-Colour Customizable In-Cluster Display Centre (JAJ)  |       |       | •        | •          | •       |
| Air Conditioning (HAA)   | •     | •     |          |            |         |
| — Dual-Zone Automatic Temperature Control (includes humidity sensor and premium air filter) (HAF)  |       | P     | •        | •          | •       |
| Air Filtration System (JMA)  | •     | •     | •        | •          | •       |
| Cargo Area — Includes eight cargo tie-down loops, cargo power outlet, two-position cargo load floor and cargo compartment lamp (CKT/CTT/JJM/LDB) | •     | •     | •        | •          | •       |
| — Tonneau cover (CSD)  |       |       |          |            | •       |
| Consoles — Full-length, front floor (CUF)  | •     | •     | •        | •          | •       |
| — Overhead front, with sunglasses storage bin (CUD)  | •     | •     | •        | •          | •       |
| Deep-Tint Sunscreen Glass (GEG)  | P     | •     | •        | •          | •       |
| Memory System — Presets for radio stations, driver's seat and mirrors (included with Trailhawk Elite (2TL)) (LEZ/LEM)                            |       |       |          | P          | •       |
| Mirrors, Interior — Rearview, auto-dimming (GNK)   |       | P     | P        | P          | •       |
| — Rearview, day/night (GNA)  | •     | •     | •        | •          |         |
| Seats — Cloth/vinyl, available in Black (*P7)  | P     |       |          |            |         |
| — Cloth with insert and cloth bolsters, available in Black or Light Frost Beige (*S5)  | •     |       |          |            |         |
| — Cloth/vinyl, available in Black (*T5)  |       |       |          | •          |         |
| — Front, heated (JPM)  | •     | •     | •        | •          | •       |
| — Front, manual six-way driver's (JT6)   | •     |       |          |            |         |
| — Front, manual six-way passenger (CDC)  | •     | •     |          | •          |         |
| — Front, power driver's/passenger four-way lumbar (included with Trailhawk Elite (2TL)) (JPT/JRN)  |       |       | •        | P          | •       |



SALES TEAM

SEDAN

MINIVANS/CROSSOVERS

SPORT UTILITY

TRUCKS/COMMERCIAL

LAW ENFORCEMENT

JEEP® CHEROKEE STANDARD FEATURES AND OPTIONS

|  | Sport | North | Altitude | Trailhawk® | Limited |
|--|-------|-------|----------|------------|---------|
| CPOS PACKAGE   | 2TA   | 2TJ   | 2TH      | 2TE        | 2TG     |
| <b>INTERIOR FEATURES</b> continued   |       |       |          |            |         |
| — Nappa leather-faced, available in Black or Ski Grey on Limited (*DL)   |       |       | •        |            | •       |
| — Nappa leather-faced, available in Black (included with Trailhawk Elite (2TL)) (*BL)  |       |       |          | P          |         |
| — Rear reclining, 60/40 split-folding (CAK)  | •     | •     | •        | •          | •       |
| Solar-Control Glass (GAM)  | •     |       |          |            |         |
| Steering Wheel — Tilt wheel/telescoping steering column (SCA)  | •     |       |          |            |         |
| — Leather-wrapped, with speed control (included with Cold Weather Group (ADE)) (SCC)   | P     | •     | •        | •          | •       |
| — Heated (included with Cold Weather Group (ADE)) (NHS)  | P     | •     | •        | •          | •       |
| <b>UCONNECT® MULTIMEDIA</b>  |       |       |          |            |         |
| Alpine® Premium Audio System with Nine Speakers, Subwoofer and 506-Watt Amplifier (RC3)  |       | P     | P        | P          | P       |
| Media Centre — Includes 12-volt auxiliary power outlet, audio input jack and USB port (CU7)  | •     | •     | •        | •          | •       |
| Power Outlets — 12-volt auxiliary in cargo area and in instrument panel (JJM/JKP)  | •     | •     | •        | •          | •       |
| SiriusXM <sup>(9)</sup> — Includes one-year trial subscription (RSD)   | P     | •     | •        | •          | •       |
| SiriusXM Guardian <sup>(5)</sup> — Includes one-year trial subscription (included with Uconnect 4C NAV <sup>(8)</sup> ) (RSK)  | P     | P     | •        | P          | P       |
| SiriusXM Traffic Plus <sup>(19)</sup> and Travel Link <sup>(19)</sup> — Includes five-year trial subscription (included with Uconnect 4C NAV <sup>(8)</sup> ) (RTB/RSM)  | P     | P     | •        | P          | P       |
| Speakers — Six (RCG)   | •     | •     | •        | •          | •       |
| Uconnect 4 with 7-inch Display (UCG)   | •     | •     |          |            |         |
| Uconnect 4 with 8.4-inch Display (UCM)   |       |       |          | •          | •       |
| Uconnect 4C NAV <sup>(8)</sup> with 8.4-inch Display (UCQ)   |       | P     | •        | 0          | P       |
| USB — Remote (RSX)   | •     | •     | •        | •          | •       |
| — Dual ports — Rear of console: one fully functional and one charging-only (RS4)   | P     |       |          |            |         |
| <b>SAFETY &amp; SECURITY</b>   |       |       |          |            |         |
| Adaptive Cruise Control with Stop and Go <sup>(6)</sup> (included with Technology Group (ADG)) (NHZ)   |       |       |          | P          | P       |
| Air Bags <sup>(7)</sup> — Driver's inflatable knee bolster, passenger inflatable knee bolster, supplemental front-seat side, supplemental side-curtain for front and rear, and advanced multistage front driver's/passenger (CGY/CJ1/CJ2/CHF/CG3)          | •     | •     | •        | •          | •       |
| Blind-Spot Monitoring and Rear Cross-Path Detection <sup>(6)</sup> (included with SafetyTec™ Group (AC5)) (XAN)  |       | P     | P        | •          | •       |
| Electronic Stability Control <sup>(12)</sup> — Includes vehicle stability management system, Electronic Roll Mitigation, All-Speed Traction Control, Brake Assist and four-channel Antilock Brake System, Hill Start Assist and Trailer Sway Control (BNB) | •     | •     | •        | •          | •       |
| Engine Immobilizer (GXW)   | •     | •     | •        | •          | •       |
| Full-Speed Forward Collision Warning Plus with Active Braking <sup>(6)</sup> (LSU)   |       | P     | P        | P          | P       |
| Keyless Entry with Panic Button (GXM)  | •     | •     | •        | •          | •       |
| Lane Departure Warning with Lane Keep Assist <sup>(6)</sup> (LAS)  |       | P     | P        | P          | P       |
| Park-Sense® Rear Park Assist <sup>(6)</sup> (XHY)  |       | P     | P        | •          | •       |
| ParkView® Rear Back-Up Camera <sup>(6)</sup> (XAC)   | •     | •     | •        | •          | •       |
| Push-Button Start (GX4)  |       | •     | •        | •          | •       |
| Remote Proximity Keyless Entry (GXD)   |       | •     | •        | •          | •       |
| Remote Start System (XBM)  | P     | •     | •        | •          | •       |
| Security Alarm (LSA)   |       | P     | P        | P          | •       |



SALES TEAM

SEDAN

MINIVANS/CROSSOVERS

SPORT UTILITY

TRUCKS/COMMERCIAL

LAW ENFORCEMENT

JEEP® CHEROKEE STANDARD FEATURES AND OPTIONS

|   | Sport | North | Altitude | Trailhawk® | Limited |
|---|-------|-------|----------|------------|---------|
| CPOS PACKAGE  | 2TA   | 2TJ   | 2TH      | 2TE        | 2TG     |
| PACKAGES/EQUIPMENT GROUPS   |       |       |          |            |         |
| Advanced Safety Group — Includes rain-sensing windshield, Full-Speed Forward Collision Warning Plus with Active Braking <sup>(6)</sup> and Lane Departure Warning with Lane Keep Assist <sup>(6)</sup> (ALP)  |       | 0     | 0        |            |         |
| Cold Weather Group — Includes windshield wiper de-icer, Remote Start System, all-season floor mats, power, heated exterior mirrors, heated steering wheel, steering-wheel-mounted audio controls, leather-wrapped steering wheel and shift knob (ADE)   | 0     |       |          |            |         |
| Comfort & Convenience Group — Includes security alarm, power liftgate, rearview auto-dimming mirror and Universal Garage Door Opener <sup>(13)</sup> (AFB)  |       |       |          | 0          |         |
| Comfort & Safety Group — Includes security alarm, power liftgate, auto-dimming rearview mirror, power, multifunction foldaway mirrors, air conditioning with Dual-Zone Automatic Temperature Control, Universal Garage Door Opener <sup>(13)</sup> 115-volt power outlet, Blind-Spot Monitoring and Rear Cross-Path Detection <sup>(6)</sup> and Park-Sense® Rear Park Assist <sup>(6)</sup> (AJY)                          |       | 0     | 0        |            |         |
| Elite Package — Includes ventilated front seats, fore/aft adjusting second-row seats, carpeted cargo area, Chrome tow hooks, hands-free power liftgate, heated second-row seats, Uconnect® 4C NAV <sup>(8)</sup> multimedia centre (AMN)  |       |       |          |            | 0       |
| Luxury Group — Includes ventilated front seats, fore/aft adjusting two-way rear seat and hands-free power liftgate (AFF)  |       |       |          |            | 0       |
| Sport Appearance Group — Includes deep-tint sunscreen glass and 17-inch painted aluminum wheels (ADC)   | 0     |       |          |            |         |
| Sun & Sound Group — Includes Alpine® Premium Sound System and CommandView® Dual-Pane Panoramic Power Sunroof (AWX)  |       | 0     | 0        | 0          | 0       |
| Technology Group — Includes courtesy lamps for exterior mirrors, exterior mirrors with supplemental turn signals, Auto High-Beam Headlamp Control, Full-Speed Forward Collision Warning Plus with Active Braking <sup>(6)</sup> Adaptive Cruise Control with Stop and Go <sup>(6)</sup> Lane Departure Warning with Lane Keep Assist <sup>(6)</sup> and Parallel/Perpendicular Park and Un-Park Assist <sup>(6)</sup> (ADG) |       |       |          | 0          | 0       |
| Trailer-Tow Group — Includes heavy-duty engine cooler, trailer tow wiring harness, Class III hitch receiver, four- and seven-pin wiring harness, and full-size spare tire (AHT)   |       | 0     | 0        | 0          | 0       |

• = Included. P = Available within Package noted. 0 = Optional. F = Fleet-only option.



## JEEP® COMPASS

### PRODUCT HIGHLIGHTS

2.4L Tigershark® MultiAir® I-4 engine with Engine Stop/Start (ESS) technology, with a choice of:

- 6-speed Automatic transmission — Standard on 4x2 models
- 9-speed Automatic transmission — Standard on 4x4 models

7-inch full-colour customizable in-cluster display centre — Available

Apple CarPlay integration and Android Auto™ capability<sup>(4)</sup> — Standard

Gloss Black-painted roof and dual-pane panoramic sunroof — Available

Uconnect® 4 multimedia centre with an 8.4-inch touchscreen — Available

Multi-level cargo floor with up to three height positions and reversible cargo mat — Available

Power liftgate — Available

Push-button start and steering wheel-mounted audio and cruise controls — Standard

Selec-Terrain® Traction Management System with up to five modes — Standard on 4x4 models

Two full-time 4x4 systems: fully disconnecting rear axle for maximum fuel economy — Available

Uconnect® 4 multimedia centre with 7-inch touchscreen — Standard

Versatile seating configurations with 60/40 split-folding rear seats and fold-forward front-passenger seat

### SAFETY & SECURITY

Offers over 65 standard and available safety and security features, including:

- Blind-Spot Monitoring and Rear Cross-Path Detection System<sup>(6)</sup> — Available
- Full-Speed Forward Collision Warning Plus with Active Braking<sup>(6)</sup> — Available
- Lane Departure Warning with Lane Keep Assist<sup>(6)</sup> — Available
- ParkView® Rear Back-Up Camera<sup>(6)</sup> — Standard
- Park-Sense® Rear Park Assist<sup>(6)</sup> — Available



| ENGINE                   | HORSEPOWER     | TORQUE         |
|--------------------------|----------------|----------------|
| 2.4L Tigershark MultiAir | 180 @ 6400 rpm | 175 @ 3900 rpm |



SALES TEAM

SEDAN

MINIVANS/CROSSOVERS

SPORT UTILITY

TRUCKS/COMMERCIAL

LAW ENFORCEMENT



Properly secure all cargo.

| EXTERIOR DIMENSIONS, mm (in)                       |   |
|--|---|
| Wheelbase  | 2636 (103.8)                            |
| Front Track  | 1542 (60.7)                             |
| Rear Track   | 1532 (60.3)                             |
| Overall Length                                     | 4394 (173)                              |
| Overall Height (with rails)                        | 1647 (64.8)                             |
| Overall Width (with open mirrors)                  | 2033 (80)                               |
| Ground Clearance (min. running) 4x2/4x4/Trailhawk® | 198 (7.8) /<br>208 (8.2) /<br>216 (8.5) |

| INTERIOR DIMENSIONS, mm (in)              |                       |
|---|-----------------------|
| Front:                                    |                       |
| — Headroom (without sunroof/with sunroof) | 995 (39.2)/981 (38.6) |
| — Legroom                                 | 1046 (41.8)           |
| — Hip Room                                | 1375 (54.1)           |
| — Shoulder Room                           | 1439 (56.7)           |
| Rear:                                     |                       |
| — Headroom                                | 978 (38.5)            |
| — Legroom                                 | 973 (38.3)            |
| — Hip Room                                | 1250 (49.2)           |
| — Shoulder Room                           | 1400 (55.1)           |

| VOLUMES & CAPACITIES                |             |
|-------------------------------------|-------------|
| Cargo, Rear Seats Up, L (cu ft)     | 770 (27.2)  |
| Cargo, Rear Seats Folded, L (cu ft) | 1693 (59.8) |
| Seating Capacity                    | 5           |
| Fuel Tank Capacity, L (imp gal)     | 51 (11.2)   |

<sup>†</sup>Based on 2020 *EnerGuide* fuel consumption ratings. Government of Canada test methods used. Your actual fuel consumption will vary based on driving habits and other factors. For *EnerGuide* information, please ask your retailer or visit the Government of Canada Web site: [www.vehicles.nrcan.gc.ca](http://www.vehicles.nrcan.gc.ca)  
<sup>‡</sup>Selections may not be available on all trim levels/models and may be limited/restricted based on availability.

| TOWING, kg (lb) |            |
|-----------------|------------|
| 4x4             | 907 (2000) |

| FUEL ECONOMY <sup>†</sup> , L/100 km (mpg) |                      |
|--|----------------------|
| 2020 Fuel Economy                          |                      |
| 2.4L Tigershark® MultiAir® I-4             |                      |
| — 6-speed Automatic (4x2)                  | 10.6 (27) / 7.6 (37) |
| — 9-speed Automatic (4x4)                  | 10.8 (26) / 7.8 (36) |

| EXTERIOR PAINT COLOURS <sup>‡</sup> |                                   |
|-------------------------------------|-----------------------------------|
| Billet Metallic (PSC)               | Diamond Black Crystal Pearl (PXJ) |
| Granite Crystal Metallic (PAU)      | Jazz Blue Pearl (PBX)             |
| Laser Blue Pearl (PBJ)              | Olive Green Pearl (PPF)           |
| Pearl White Tri-Coat (PWH)          | Redline Pearl (PRM)               |
| Spitfire Orange (PF2)               | Sting-Grey (PDN)                  |
| Velvet Red Pearl (PRV)              | White (PW3)                       |



## JEEP® COMPASS STANDARD FEATURES AND OPTIONS

|   | Sport | North | Altitude | Trailhawk® | Limited |
|---|-------|-------|----------|------------|---------|
| CPOS PACKAGE  | 2DA   | 2DJ   | 2DB      | 2DE        | 2DG     |
| <b>ENGINES/TRANSMISSIONS</b>  |       |       |          |            |         |
| 2.4L I-4 Tigershark® MultiAir® with Engine Stop/Start (ESS) technology (EDE) and 6-speed Automatic (DF7) (Sport Front-Wheel-Drive (FWD) models only)  | •     |       |          |            |         |
| 2.4L I-4 Tigershark MultiAir with ESS technology (EDE) and 9-speed Automatic (DFH) (4x4 models only)  | •     | •     | •        | •          | •       |
| <b>MECHANICAL FEATURES/CAPABILITY</b>   |       |       |          |            |         |
| Four-Wheel-Drive (4WD) System — Jeep Active Drive – A full-time 4x4 system  | 0     | •     | •        |            | •       |
| — Jeep Active Drive Low – A full-time 4x4 system with four-low mode for a total of 20:1 crawl ratio and Hill Descent Control  |       |       |          | •          |         |
| — With rear axle disconnect (4x4 models)  |       |       |          |            |         |
| Alternator — 160-amp (BAB)  | •     | •     | •        | •          | •       |
| AutoStick Automatic Transmission (included with 6-speed and 9-speed Automatic transmissions) (DHD)  | •     | •     | •        | •          | •       |
| Engine Oil Cooler (NHA)   | •     | •     | •        | •          | •       |
| ESS Technology (XHZ)  | •     | •     | •        | •          | •       |
| Exhaust System — Single rear with dual bright tip; Black on remaining models (NEC)  | P     | P     | •        |            | •       |
| Front-Wheel Drive (FWD)   | •     |       |          |            |         |
| Fuel Door — Capless fuel-filler (XJM)   | •     | •     | •        | •          | •       |
| Selec-Terrain® — Centre stack dial with five traction control settings: Auto, Snow, Sand, Mud and, exclusive for Trailhawk, Rock mode with Hill Descent Control (4x4 models only) (XAB)   | •     | •     | •        | •          | •       |
| Steering — Electric power; tilt/telescoping column (SUD/SBL)  | •     | •     | •        | •          | •       |
| Suspension — All-wheel drive (4x4 models) (SDE)   | 0     | •     | •        |            | •       |
| — Normal-duty (4x2 models) (SDA)  | •     |       |          |            |         |
| — Off-road (SDJ)  |       |       |          | •          |         |
| Trail Rated® Capability — Includes Jeep Active Drive Low mode with 20:1 crawl ratio, 1-inch increased height, unique front and rear fascias, skid plates, off-road suspension, signature Ruby Red accents including front and rear tow hooks, Trail Rated and Trailhawk badges, and unique 17-inch wheels and All-Season On-/Off-Road tires |       |       |          | •          |         |
| <b>EXTERIOR FEATURES</b>  |       |       |          |            |         |
| Accents — Body-colour/accent fascia (MCD)   | •     | •     | •        | •          | •       |
| — Bright Chrome (MCG)   |       |       |          |            | •       |
| — Gloss Black (included with Upland Edition) (MCH)  | P     |       | •        |            |         |
| — Unique front and rear lower fascias in Neutral Grey   |       |       |          | •          |         |
| Daylight Opening — Black (MMR)  | •     | P     |          |            |         |
| — Bright Chrome (MMP)   | P     | •     |          |            | •       |
| — Neutral Grey (MMF)  |       |       | •        | •          |         |
| Door Handles — Black (MNA)  | •     |       |          |            |         |
| — Body-colour (MNK)   | P     | •     | •        | •          | •       |
| Front Fog and Cornering Lamps (LNP)   | P     | •     | •        | •          | •       |
| — Black bezels (LTA)  |       | •     |          |            |         |
| — Chrome bezels (LTB)   |       |       |          |            | •       |



SALES TEAM

SEDAN

MINIVANS/CROSSOVERS

SPORT UTILITY

TRUCKS/COMMERCIAL

LAW ENFORCEMENT

JEEP® COMPASS STANDARD FEATURES AND OPTIONS

|   | Sport | North | Altitude | Trailhawk® | Limited |
|---|-------|-------|----------|------------|---------|
| CPOS PACKAGE  | 2DA   | 2DJ   | 2DB      | 2DE        | 2DG     |
| <b>EXTERIOR FEATURES</b> continued  |       |       |          |            |         |
| — Gloss Black bezels (LTC)  | P     |       | •        |            |         |
| — Neutral Grey bezels (LTK)   |       | P     |          | •          | P       |
| Glass — Deep-tint sunscreen (included with Sport Appearance Plus) (GEG)   | P     | •     | •        | •          | •       |
| — Solar-Control (GAM)   | •     |       |          |            |         |
| Grilles — Black surround with Black rings (MFF)   | P     |       | •        |            |         |
| — Black surround with Chrome rings (MYV)  | •     | •     |          |            | •       |
| — Black surround with Neutral Grey rings (MF4)  |       | P     |          | •          |         |
| Hood Decal — Black (MYA)  |       |       |          | •          |         |
| Lighting — Auto High-Beam Headlamp Control (requires rearview auto-dimming mirror and Lane Departure Warning with Lane Keep Assist <sup>(6)</sup> ) (LMS) |       | P     | •        | P          | P       |
| — Automatic headlamps (LMG)   |       | •     | •        | •          | •       |
| — Bi-Xenon High Intensity Discharge headlamps with signature LED lamp (LMP)   |       |       |          | P          | P       |
| — Daytime running lamps (LMX)   | •     | •     | •        | •          | •       |
| — Headlamps-off time delay (LHD)  | •     | •     | •        | •          | •       |
| — Incandescent taillamps (LA6)  | •     | •     | •        | •          | •       |
| — LED taillamps (LAY)   |       |       |          | P          | P       |
| — Quad-halogen headlamps (LME)  | •     | •     | •        | •          | •       |
| — Turn signals on outside mirrors (LEB)   | •     | •     | •        | •          | •       |
| Mirrors — Power, heated, adjusting, manual-folding in Black (GTC/LE4)   | •     |       |          |            |         |
| — Power, heated, adjusting, manual-folding in body-colour (GTC/LEP)   | P     | •     |          |            |         |
| — Power, heated, adjusting, manual-folding with turn signals in Neutral Grey accent colour (GTC/LE6)  |       |       |          | •          |         |
| — Power, heated, adjusting, manual-folding with turn signals in body-colour with bright accents (GTC/LEP)   | P     | •     |          |            | •       |
| Power Liftgate (JRC)  |       | P     | P        | P          | P       |
| Removable Short-Mast Antenna — Roof-mounted (RDB)   | •     | •     | •        | •          | •       |
| Roof — Black (MXS)  |       |       | •        | •          | •       |
| — Body-colour (MXU)   | •     | •     | 0        | 0          | 0       |
| Roof Rails — Black (included with Sport Appearance Plus) (MWE)  | P     | •     | •        |            |         |
| — Bright (MW1)  |       |       |          |            | •       |
| — Neutral Grey (MW3)  |       | P     |          | •          |         |
| Skid Plates — Fuel tank, transfer case, transmission and front suspension (XEE/XEF/XEU/XE9)   |       |       |          | •          |         |
| Sunroof — Power dual-pane panoramic with front tilt/fore/aft and rear fixed-glass plus power shade (GWJ)  |       | P     | P        | P          | P       |
| Tires — 215/65R16 BSW All-Season (TM9)  | •     |       |          |            |         |
| — 225/60R17 BSW All-Season (TTU)  | P     | •     |          |            |         |



SALES TEAM

SEDAN

MINIVANS/CROSSOVERS

SPORT UTILITY

TRUCKS/COMMERCIAL

LAW ENFORCEMENT

JEEP® COMPASS STANDARD FEATURES AND OPTIONS

|  | Sport | North | Altitude | Trailhawk® | Limited |
|--|-------|-------|----------|------------|---------|
| CPOS PACKAGE   | 2DA   | 2DJ   | 2DB      | 2DE        | 2DG     |
| <b>EXTERIOR FEATURES</b> continued   |       |       |          |            |         |
| — 215/65R17 BSW All-Season On-/Off-Road (TAF)  |       |       |          | •          |         |
| — 225/55R18 BSW All-Season (TWL)   |       |       | •        |            | •       |
| — 235/45R19 BSW All-Season (TPS)   |       |       | P        |            | P       |
| — Full-size spare (TBB)  |       |       |          | •          |         |
| — Full-size temporary-use spare (included with Trailer-Tow Group) (TBS)                        |       | P     | P        |            | P       |
| Tow Hooks — Two front and one rear, Red (XEA/XH6)  |       |       |          | •          |         |
| Wheels — 16-inch Black styled steel (WDJ)  | •     |       |          |            |         |
| — 16-inch aluminum painted Tech Silver (included with Sport Appearance Plus) (WNF)             | P     |       |          |            |         |
| — 17-inch aluminum painted Tech Silver (WGN)   |       | •     |          |            |         |
| — 17-inch bright/painted aluminum (WD5)  | P     |       |          | •          |         |
| — 18-inch Black aluminum (WP7)   |       |       | •        |            |         |
| — 18-inch polished aluminum with Tech Grey-painted accents (WPR)                               |       |       |          |            | •       |
| — 19-inch Diamond-Cut aluminum with Gloss Black accents (WP5)                                  |       |       |          |            | P       |
| — 19-inch Satin Granite aluminum (WPX)   |       | P     |          |            | P       |
| Windows — Power front windows, one-touch up and down (JP3)                                     | •     | •     | •        | •          | •       |
| — Rear defroster (GFA)   | •     | •     | •        | •          | •       |
| Wiper System — Front, variable intermittent (JHA)  | •     | •     |          |            |         |
| — Windshield wiper de-icer (NHL)   |       | •     |          | •          | •       |
| — Rain-sensitive/intermittent (JHC)  |       | P     | P        | •          | •       |
| — Rear, wiper/washer (JHB)   | •     | •     | •        | •          | •       |
| <b>INTERIOR FEATURES</b>   |       |       |          |            |         |
| Accents — Anodized Ruby Red/K-Black  |       |       |          | •          |         |
| — Anodized Silver/Gun Metal (XSV)  | •     | •     |          |            |         |
| — Anodized Silver/Piano Black (XTE)  |       |       | •        |            | •       |
| — Gun Metal (XSG)  |       | P     |          |            |         |
| Assist Handles — Driver's and passengers, with coat hooks for rear passengers (four) (CSW/CSR) | •     | •     | •        | •          | •       |
| Cargo Area — Cargo compartment carpet (CKN)  | •     | •     | •        | •          | •       |
| — Cargo compartment lamp (LDB)   | •     | •     | •        | •          | •       |
| — Rear cargo under floor tray (CKG)  | •     | •     | •        | •          | •       |
| — Reversible carpet/vinyl cargo mat (CKK)  |       | •     |          | •          | P       |
| — Tie-down loops (CKT)   | •     | •     | •        | •          | •       |
| Console — Air vents on rear of centre console (XGA)  | •     | •     | •        | •          | •       |
| — Full-length front floor console with fore/aft sliding armrest in soft vinyl (CUF/CM6)        | •     | •     | •        | •          | •       |





SALES TEAM

SEDAN

MINIVANS/CROSSOVERS

SPORT UTILITY

TRUCKS/COMMERCIAL

LAW ENFORCEMENT

JEEP® COMPASS STANDARD FEATURES AND OPTIONS

|  | Sport | North | Altitude | Trailhawk® | Limited |
|--|-------|-------|----------|------------|---------|
| CPOS PACKAGE   | 2DA   | 2DJ   | 2DB      | 2DE        | 2DG     |
| <b>INTERIOR FEATURES</b> continued   |       |       |          |            |         |
| Cup Holders — Included with full-length front floor console (CUF)  | •     | •     | •        | •          | •       |
| — Included with rear-seat armrest (CSN)  | •     | •     | •        | •          | •       |
| Driver Information Display — 3.5-inch Black-and-White Thin Film Transistor (TFT) cluster display (JAY)                   | •     | •     |          |            |         |
| — 7-inch full-colour TFT cluster display (JAJ)   |       | P     | •        | •          | •       |
| Dual-Zone Automatic Temperature Control, including Humidity Sensor and Premium Air Filter (HAF)                          | •     | •     | •        | •          | •       |
| Floor Mats — All-season front and rear, rubber (included with Cold Weather Group) (CLF)                                  | P     | •     | •        | •          |         |
| — Front and rear (CLE)   | •     |       |          |            | •       |
| Glove Box — With damped door and lamp inside (JKA/LBC)   | •     | •     | •        | •          | •       |
| Lighting — Ambient LED interior on front door handles and overhead cupola (LHA)  |       | •     | •        |            |         |
| — Ambient LED interior on front door handles, front map pockets, overhead cupola and front cup holders (LCJ)             |       |       |          | •          | •       |
| — Front dome lamp (LCK)  | •     | •     | •        | •          | •       |
| — Rear dome map/reading lamps in assist handles (LCD)  | •     | •     | •        | •          | •       |
| — Two front overhead incandescent map lamps (LBA)  | •     | •     | •        | •          | •       |
| Media Centre Electronics Storage — Located in front of shifter (CU7)   | •     | •     | •        | •          | •       |
| Mirrors — Rearview, auto-dimming (GNK)   |       | P     | P        | P          | •       |
| — Rearview day/night (GNA)   | •     | •     | •        | •          |         |
| — Sliding sun visor with illuminated mirrors (GNC)   |       | •     | •        | •          | •       |
| — Sliding sun visor with mirrors (GNU)   | •     |       |          |            |         |
| Outside Temperature Display (LAH)  | •     | •     | •        | •          | •       |
| Power Outlet — 12-volt auxiliary located in front centre stack (JKP)   | •     | •     | •        | •          | •       |
| — 12-volt auxiliary in rear cargo area (JJM)   | •     | •     | •        | •          | •       |
| — 115-volt auxiliary (JKV)   |       | P     | P        | •          | •       |
| Seating — Cloth low-back bucket seats in Black with Cattle Tan and Light Diesel accent stitching (*A7)                   | •     |       |          |            |         |
| — Front, driver's-seat memory (LEQ)  |       |       |          | P          | P       |
| — Front, front-passenger fold-forward seat (not available with power eight-way driver's and front-passenger seats) (CDW) | •     | •     | •        | •          | •       |
| — Front, heated seats (JPM)  | •     | •     | •        | •          | •       |
| — Front, height-adjustable shoulder belts (CGD)  | •     | •     | •        | •          | •       |
| — Front, manual six-way driver's and front-passenger seat with driver height adjust (JP8/CDH)                            | •     | •     |          | •          |         |
| — Front, power eight-way driver's seat with power four-way lumbar adjust and manual six-way passenger seat (JPR)         | F     | P     | •        | P          | •       |
| — Front, power eight-way driver's and front-passenger seat with power four-way lumbar adjust (JTE)                       |       |       |          | P          | P       |
| — Front, ventilated seats (CAJ)  |       |       |          | P          | P       |
| — Front, seatback map pocket (CSM)   | •     | •     | •        | •          | •       |



SALES TEAM

SEDAN

MINIVANS/CROSSOVERS

SPORT UTILITY

TRUCKS/COMMERCIAL

LAW ENFORCEMENT

JEEP® COMPASS STANDARD FEATURES AND OPTIONS

|   | Sport | North | Altitude | Trailhawk® | Limited |
|---|-------|-------|----------|------------|---------|
| CPOS PACKAGE  | 2DA   | 2DJ   | 2DB      | 2DE        | 2DG     |
| <b>INTERIOR FEATURES</b> continued  |       |       |          |            |         |
| — Leather-faced seats with perforated inserts and ventilated front seats with driver's-seat memory in Black with Cattle Tan accent stitching or Black/Ski Grey with Ruby Red accent stitching and embossed Jeep Brand logo (included with Elite Interior Group) (*DL)                 |       |       |          |            | P       |
| — Leather-faced seats with perforated inserts in Black with Cattle Tan accent stitching or Black/Ski Grey with Ruby Red accent stitching and embossed Jeep Brand logo (*AL)   |       |       | •        |            | •       |
| — Leather-faced seats with perforated inserts with driver's-seat memory in Black with Ruby Red accent stitching and embroidered Trailhawk logo (*BL)  |       |       |          | P          |         |
| — Leather-wrapped shift knob (CVB)  |       | •     | •        | •          | •       |
| — Premium vinyl trim seats with hex-pattern cloth inserts in Black with Cattle Tan and Light Diesel accent stitching (*G7)  |       | •     |          |            |         |
| — Premium vinyl trim seats with Ombre mesh cloth inserts in Black with Ruby Red accent stitching and embroidered Trailhawk logo (*Q6/CEB)   |       |       |          | •          |         |
| — Second-row, 60/40 split-folding seat and rear-seat armrest with cup holder (CFN/CSN)  | •     | •     | •        | •          | •       |
| — Second-row, air vents located on rear centre console (XGA)  | •     | •     | •        | •          | •       |
| — Second-row, centre, rear three-point seat belt (CG6)  | •     | •     | •        | •          | •       |
| — Second-row, heat ducts (XGR)  | •     | •     | •        | •          | •       |
| — Second-row, three rear-seat head restraints <sup>(11)</sup> (CSH)   | •     | •     | •        | •          | •       |
| Speed-Sensitive Power Door Locks (JPH)  | •     | •     | •        | •          | •       |
| Steering Wheel — Heated (NHS)   |       | •     | •        | •          | •       |
| — Leather-wrapped with anodized Silver bezels (SCC)   |       | •     | •        | •          | •       |
| — Mounted audio controls (RDZ)  | •     | •     | •        | •          | •       |
| — Tilt/telescoping steering column (SUD)  | •     | •     | •        | •          | •       |
| — Urethane with anodized Silver bezels (SCA)  | •     |       |          |            |         |
| Tachometer (JFH)  | •     | •     | •        | •          | •       |
| <b>UCONNECT® MULTIMEDIA</b>   |       |       |          |            |         |
| Android Auto™ Smartphone Capability <sup>(4)</sup> (RF5)  | •     | •     | •        | •          | •       |
| Apple CarPlay iPhone Integration <sup>(4)</sup> (RFP)   | •     | •     | •        | •          | •       |
| Integrated Voice Command <sup>(10)</sup> with Bluetooth® — For hands-free communication <sup>(10)</sup> (XRB)   | •     | •     | •        | •          | •       |
| Media Hub — Located in centre stack, includes USB port and auxiliary input jack for mobile devices plus an additional USB port in second row (RSF)  | •     | •     | •        | •          | •       |
| — Premium Alpine® Speaker System (included with High Altitude Package) (RC3)  |       | P     | P        | P          | P       |
| SiriusXM <sup>(9)</sup> — Includes one-year trial subscription (included with Tech Group) (RSD)   |       | •     | •        | •          | •       |
| SiriusXM Guardian <sup>(5)</sup> — Includes one-year trial subscription (included with Uconnect 4C NAV <sup>(8)</sup> with 8.4-inch display) (RSK)  |       | P     | •        | P          | P       |
| SiriusXM Traffic Plus <sup>(19)</sup> — Includes five-year trial subscription (included with Uconnect 4C NAV <sup>(8)</sup> with 8.4-inch display) (RTB)  |       | P     | •        | P          | P       |
| SiriusXM Travel Link <sup>(19)</sup> — Includes five-year trial subscription (included with Uconnect 4C NAV <sup>(8)</sup> with 8.4-inch display) (RSM)   |       | P     | •        | P          | P       |
| Speakers — Six (RCG)  | •     | •     | •        | •          | •       |
| Uconnect 4 with 7-inch Display — Includes 7-inch touchscreen display, Integrated Voice Command <sup>(10)</sup> with Bluetooth and Bluetooth streaming audio, Apple CarPlay iPhone integration, <sup>(4)</sup> Android Auto smartphone capability <sup>(4)</sup> and AM/FM radio (UCG) | •     | •     |          |            |         |



SALES TEAM

SEDAN

MINIVANS/CROSSOVERS

SPORT UTILITY

TRUCKS/COMMERCIAL

LAW ENFORCEMENT

JEEP® COMPASS STANDARD FEATURES AND OPTIONS

|  | Sport | North | Altitude | Trailhawk® | Limited |
|--|-------|-------|----------|------------|---------|
| CPOS PACKAGE   | 2DA   | 2DJ   | 2DB      | 2DE        | 2DG     |
| <b>UCONNECT® MULTIMEDIA</b> continued  |       |       |          |            |         |
| Uconnect 4 with 8.4-inch Display — Includes an 8.4-inch touchscreen display, Integrated Voice Command <sup>(10)</sup> with Bluetooth,® Bluetooth streaming audio, Apple CarPlay iPhone integration, <sup>(4)</sup> Android Auto™ smartphone capability <sup>(4)</sup> and AM/FM radio (UCM)  |       |       |          | •          | •       |
| Uconnect 4C NAV <sup>(8)</sup> with 8.4-inch Display — Includes 8.4-inch touchscreen display with GPS Navigation, <sup>(9)</sup> HD Radio, Apple CarPlay iPhone integration, <sup>(4)</sup> Android Auto smartphone capability, <sup>(4)</sup> Integrated Voice Command <sup>(10)</sup> with Bluetooth and Bluetooth streaming audio, SiriusXM Traffic Plus <sup>(19)</sup> and SiriusXM Travel Link <sup>(19)</sup> including five-year trial subscription, SiriusXM Guardian including one-year trial subscription <sup>(5)</sup> and 4G LTE Wi-Fi Hotspot <sup>(22)</sup> (UCQ) |       | P     | •        | P          | P       |
| <b>SAFETY &amp; SECURITY</b>   |       |       |          |            |         |
| Air Bags <sup>(7)</sup> (Seven) — Advanced multistage driver's and front-passenger (CG3)   | •     | •     | •        | •          | •       |
| — Driver's inflatable knee bolster (CGY)   | •     | •     | •        | •          | •       |
| — Supplemental front and rear side-curtain (CJ2)   | •     | •     | •        | •          | •       |
| — Supplemental front seat-mounted side (CJ1)   | •     | •     | •        | •          | •       |
| All-Speed Traction Control (BNP)   | •     | •     | •        | •          | •       |
| Battery Run-Down Protection (BCS)  | •     | •     | •        | •          | •       |
| Blind-Spot Monitoring and Rear Cross-Path Detection System <sup>(6)</sup> (included with Driver Assistance Group) (XAN)  |       | P     | P        | •          | •       |
| Brakes — Advanced Brake Assist (included with Full-Speed Forward Collision Warning Plus with Active Braking <sup>(6)</sup> ) (BGG)   |       | P     | P        | P          | P       |
| — Antilock four-wheel disc (BRF)   | •     | •     | •        | •          | •       |
| — Electronic Park Brake (XC4)  | •     | •     | •        | •          | •       |
| — Rain Brake Support (BHC)   | •     | •     | •        | •          | •       |
| Child Seat Anchor System — LATCH-ready (CGU)   | •     | •     | •        | •          | •       |
| Cruise Control Systems — Adaptive Cruise Control with Stop and Go <sup>(6)</sup> (NHZ)   |       | P     | •        | P          |         |
| — Cruise control (NHM)   | •     | •     |          | •          | •       |
| Electronic Roll Mitigation (BNS)   | •     | •     | •        | •          | •       |
| Electronic Stability Control (ESC) <sup>(12)</sup> (BNB)   | •     | •     | •        | •          | •       |
| Entry Systems — Remote Keyless Entry (GXP)   | •     |       |          |            |         |
| — Remote Proximity Keyless/Keyless Enter 'n Go™ (GXD)  |       | •     | •        | •          | •       |
| Front-Passenger Seat Belt Alert (LAX)  | •     | •     | •        | •          | •       |
| Front-Seat Active Headrests <sup>(11)</sup> (CDP)  | •     | •     | •        | •          | •       |
| Full-Speed Forward Collision Warning Plus with Active Braking <sup>(6)</sup> — Includes Advanced Brake Assist (LSU)  |       | P     | P        | P          | P       |
| Hill Descent Control (BNH)   |       |       |          | •          |         |
| Hill Start Assist (BNG)  | •     | •     | •        | •          | •       |
| Lane Departure Warning with Lane Keep Assist <sup>(6)</sup> (LAS)  |       | P     | •        | P          | P       |
| Motorized Pretensioning Seat Belts (CGN)   | •     | •     | •        | •          | •       |
| Park-Sense® Rear Park Assist <sup>(6)</sup> (XAA)  |       | P     | P        | •          | •       |
| ParkView® Rear Back-Up Camera <sup>(6)</sup> — With active grid lines (XAC)  | •     | •     | •        | •          | •       |



SALES TEAM

SEDAN

MINIVANS/CROSSOVERS

SPORT UTILITY

TRUCKS/COMMERCIAL

LAW ENFORCEMENT

JEEP® COMPASS STANDARD FEATURES AND OPTIONS

|  | Sport | North | Altitude | Trailhawk® | Limited |
|--|-------|-------|----------|------------|---------|
| CPOS PACKAGE   | 2DA   | 2DJ   | 2DB      | 2DE        | 2DG     |
| <b>SAFETY &amp; SECURITY</b> continued   |       |       |          |            |         |
| Rear-Door Child Protection (GXT)   | •     | •     | •        | •          | •       |
| Remote Start System (XBM)  |       | •     | •        | •          | •       |
| Security Alarm — Protects doors, liftgate and hood (LSA)   |       | P     | P        | •          | •       |
| Tire Pressure Monitoring Display — With individual tire read-outs (XGM)  | •     | •     | •        | •          | •       |
| Trailer Sway Damping (BNT)   | •     | •     | •        | •          | •       |
| <b>EQUIPMENT PACKAGES/GROUPS</b>   |       |       |          |            |         |
| Advanced Safety Group — Includes Full-Speed Forward Collision Warning Plus with Active Braking, <sup>(6)</sup> Adaptive Cruise Control with Stop and Go, <sup>(6)</sup> Lane Departure Warning with Lane Keep Assist, <sup>(6)</sup> Auto High-Beam Headlamp Control and rearview auto-dimming mirror (ALP)  |       |       |          | 0          | 0       |
| Convenience Group — Includes power eight-way driver's seat and six-way manual passenger's seat with four-way power lumbar adjust, power liftgate, rearview auto-dimming mirror, 115-volt auxiliary power outlet and 7-inch full-colour Driver Information Display (AJE)  |       | 0     | 0        | 0          |         |
| Driver Assistance Group — Includes security alarm, rearview auto-dimming mirror, rain-sensing windshield wipers, Auto High-Beam Headlamp Control, Full-Speed Forward Collision Warning Plus with Active Braking, <sup>(6)</sup> Adaptive Cruise Control with Stop and Go, <sup>(6)</sup> Lane Departure Warning with Lane Keep Assist, <sup>(6)</sup> Park-Sense® Rear Park Assist <sup>(6)</sup> and Blind-Spot Monitoring and Rear Cross-Path Detection <sup>(6)</sup> (AAH) |       | 0     | 0        |            |         |
| Elite Exterior Group — Includes power liftgate, Bi-Xenon High Intensity Discharge (HID) headlamps with signature LED lamp, LED taillamps and 19-inch Diamond-Cut aluminum wheels (AE1)   |       |       |          |            | 0       |
| Elite Interior Group — Includes premium leather-faced seats, reversible carpet/vinyl cargo mat, power eight-way driver's and front-passenger seats with power four-way lumbar adjust and Uconnect® 4C NAV <sup>(8)</sup> multimedia centre with 8.4-inch touchscreen (AFH)   |       |       |          |            | 0       |
| Mopar® Graphics Package — Includes Mopar Hood Graphic and Mopar Bodyside Graphic (ALB)   | 0     | 0     |          |            | 0       |
| Mopar Interior Premium Package — Includes Mopar Premium Carpet Floor Mats, Mopar Carpet Cargo Mat and Mopar Pedal Kit (not available with Cold Weather Group, Upland Edition and Mopar Interior Protection Package) (ACX)  | 0     | 0     |          |            |         |
| Mopar Interior Protection Package — Includes Mopar All-Weather Floor Mats and Mopar Moulded Cargo Tray (not available with Mopar Interior Premium Package, Upland Edition, Mopar Graphics Package and Cold Weather Group) (AD4)  | 0     | 0     |          |            |         |
| Mopar Rock Rails (not available with Upland Edition) (MMU)   | 0     | 0     | 0        | 0          | 0       |
| Sport Appearance Plus — Includes Black side roof rails, deep-tint sunscreen glass, bright daylight opening mouldings and 16-inch aluminum wheels painted Tech Silver (AAK)   | 0     |       |          |            |         |
| Sun and Sound Group — Includes power dual-pane panoramic sunroof and Alpine® Premium Sound System (AGR)  |       | 0     | 0        | 0          | 0       |
| Sun, Sound & NAV Group — Includes power dual-pane panoramic sunroof, Alpine Premium Sound System, and Uconnect 4C NAV <sup>(8)</sup> multimedia centre with an 8.4-inch touchscreen and GPS Navigation <sup>(8)</sup> (AD1)  |       |       |          | 0          |         |
| Trailer-Tow Group — Includes Class III hitch receiver and a four-pin wiring harness; North, Altitude and Limited models add a full-size temporary-use spare tire (4x4 models only) (AHT)   |       | 0     | 0        | 0          | 0       |
| Trailhawk Elite Group — Includes power liftgate, Bi-Xenon HID headlamps with signature LED lamp and LED taillamps, Premium leather-trimmed seats with perforated inserts with ventilated front seats and driver's-seat memory with Ruby Red accent stitching and Trailhawk logo, power eight-way driver's and front-passenger seats with power four-way lumbar adjust, auto-dimming rearview mirror and Uconnect 4C NAV <sup>(8)</sup> with 8.4-inch touchscreen display (AAP) |       |       |          | 0          |         |


• = Included. P = Available within Package noted. 0 = Optional. F = Fleet-only option.



## JEEP® RENEGADE

### PRODUCT HIGHLIGHTS

- 1.3L I-4 MultiAir® Turbo engine with Engine Stop/Start (ESS) technology and 9-speed Automatic transmission — Available (Standard on Trailhawk®)
- 2.4L Tigershark® MultiAir engine with 9-speed Automatic transmission — Standard
- 40/20/40 split-folding rear seat with cargo pass-through — Standard on Trailhawk
- 60/40 split-folding rear seats — Standard
- Apple CarPlay iPhone integration and Android Auto™ capability<sup>(4)</sup> — Standard
- Dual-Pane Panoramic Sunroof — Available
- Heated front seats — Standard
- Kenwood Premium Audio System — Available
- Off-road capability with World-Class on-road driving dynamics
- SiriusXM with one-year subscription<sup>(9)</sup> — Standard
- Uconnect® 4 multimedia centre with 7-inch touchscreen — Standard
- The Trail Rated® Renegade Trailhawk model delivers 4x4 capability with Jeep Active Drive Low



### SAFETY & SECURITY

- Adaptive Speed Control<sup>(6)</sup> — Available
- Blind-Spot Monitoring and Rear Cross-Path Detection<sup>(6)</sup> — Available
- Full-Speed Forward Collision Warning Plus with Active Braking<sup>(6)</sup> — Available
- Keyless Enter 'n Go™ with proximity entry and Remote Start System — Available
- Lane Departure Warning with Lane Keep Assist<sup>(6)</sup> — Available
- ParkView® Rear Back-Up Camera<sup>(6)</sup> — Standard
- Seven air bags,<sup>(7)</sup> including driver's knee blocker — Standard
- Space-saving Electronic Park Brake with SafeHold — Standard

| ENGINES                  | HORSEPOWER     | TORQUE         |
|--------------------------|----------------|----------------|
| 1.3L Turbo with ESS      | 177 @ 5750 rpm | 200 @ 1750 rpm |
| 2.4L Tigershark MultiAir | 180 @ 6400 rpm | 175 @ 3900 rpm |



| EXTERIOR DIMENSIONS, mm (in)          |                             |
|---------------------------------------|-----------------------------|
| Wheelbase                             | 2570 (101.2)                |
| Front Track                           | 1540 (60.6)                 |
| Rear Track                            | 1540 (60.6)                 |
| Overall Length                        | 4232 (166.6)                |
| Overall Height                        | 1689 (66.5)                 |
| Overall Width (with open mirrors)     | 2023 (79.6)                 |
| Ground Clearance (4x2/4x4/Trailhawk®) | 170 (6.7)/203 (8)/221 (8.7) |

| INTERIOR DIMENSIONS, mm (in)              |                         |
|---|-------------------------|
| Front:                                    |                         |
| — Headroom (without sunroof/with sunroof) | 1045 (41.1)/1009 (39.7) |
| — Legroom                                 | 1046 (41.2)             |
| — Hip Room                                | 1348 (53.1)             |
| — Shoulder Room                           | 1419 (55.9)             |
| Rear:                                     |                         |
| — Headroom (without sunroof/with sunroof) | 1029 (40.5)/1029 (40.5) |
| — Legroom                                 | 891 (35.1)              |
| — Hip Room                                | 1319 (51.9)             |
| — Shoulder Room                           | 1400 (55.1)             |

| VOLUMES & CAPACITIES                |             |
|-------------------------------------|-------------|
| Cargo, Rear Seats Up, L (cu ft)     | 524 (18.5)  |
| Cargo, Rear Seats Folded, L (cu ft) | 1438 (50.8) |
| Seating Capacity                    | 5           |
| Fuel Tank Capacity, L               | 48          |

| TOWING, kg (lb) |                 |
|-----------------|-----------------|
| Maximum Towing  | 4x4: 907 (2000) |

| FUEL ECONOMY <sup>†</sup> , L/100 km (mpg) |  |
|--|--|
| 2020 Fuel Economy                          | City/Highway   |
| — 1.3L MultiAir® I-4 Turbo                 | Trailhawk: 10.8 (26)/8.7 (32)<br>Sport and North 4x4: 10.1 (28)/8.1 (35) |
| — 2.4L Tigershark® MultiAir                | Sport 4x2: 10.8/7.8<br>Sport and North 4x4: 11.2/8.2                     |

| EXTERIOR PAINT COLOURS <sup>‡</sup> |                                |
|-------------------------------------|--------------------------------|
| Alpine White (PWV)                  | Bikini Metallic (PPE)          |
| Black (PXN)                         | Colorado Red (PRX)             |
| Glacier Metallic (PSN)              | Granite Crystal Metallic (PAU) |
| Jetset Blue (PB1)                   | Omaha Orange (PKP)             |
| Slate Blue Pearl (PBF)              | Sting-Grey (PDN)               |

<sup>†</sup>Based on 2020 *EnerGuide* fuel consumption ratings. Government of Canada test methods used. Your actual fuel consumption will vary based on driving habits and other factors. For *EnerGuide* information, please ask your retailer or visit the Government of Canada Web site: [www.vehicles.nrcan.gc.ca](http://www.vehicles.nrcan.gc.ca)  
<sup>‡</sup>Selections may not be available on all trim levels/models, and may be limited/restricted based on availability.



SALES TEAM

SEDAN

MINIVANS/CROSSOVERS

SPORT UTILITY

TRUCKS/COMMERCIAL

LAW ENFORCEMENT

JEEP® RENEGADE STANDARD FEATURES AND OPTIONS

|   | Sport | North | Trailhawk® |
|---|-------|-------|------------|
| CPOS PACKAGE  | 2DA   | 2DB   | 2DC        |
| <b>ENGINES / TRANSMISSIONS</b>  |       |       |            |
| 1.3L I-4 MultiAir® Turbo Direct Injection with Engine Stop/Start (ESS) Technology (EYF) and 9-speed Automatic (DFH)   |       | 0     | •          |
| 2.4L I-4 Tigershark® MultiAir (ED8) and 9-speed Automatic (DFH)   | •     | •     |            |
| <b>MECHANICAL FEATURES / CAPABILITY</b>   |       |       |            |
| 4WD Systems with Rear Axle Disconnect (4x4 models only):  |       |       |            |
| — Jeep Active Drive full-time 4x4 system  | 0     | •     |            |
| — Jeep Active Drive Low full-time 4x4 system with low range and a 21:1 crawl ratio  |       |       | •          |
| Front-Wheel Drive (5ZU)   | •     |       |            |
| Fuel Door — Capless fuel-filler (XJM)   | •     | •     | •          |
| Selec-Terrain® — Centre stack dial with four traction control settings: Auto, Snow, Sand and Mud (4x4 models only) (XAB)  | •     | •     |            |
| — With Auto, Snow, Sand, Mud and Rock mode with Hill Descent Control (XAF)  |       |       | •          |
| Steering — Electric power, rack and pinion, tilt/telescoping column (SBL/SUD)   | •     | •     | •          |
| Suspension — Normal-duty; front with MacPherson struts, rear with Chapman struts (SDA)  | •     | •     | •          |
| Trail Rated® Capability — Includes Jeep Active Drive Low mode with 21:1 crawl ratio, 0.8-inch increased height, unique front and rear fascia, unique 17-inch wheels and on-/off-road tires, skid plates, front and rear tow hooks and signature Red accents and Trail Rated badge |       |       | •          |
| <b>EXTERIOR FEATURES</b>  |       |       |            |
| Door Handles — Black (MNA)  | •     |       |            |
| — Body-colour (MNK)   |       | •     | •          |
| Fascia — Lower bodyside cladding in moulded-in-colour Black   | •     | •     | •          |
| — Rear fuel tank skid plate shield, front transmission skid plate shield and lower fascia appliqué surround in Neutral Grey with tow hooks (XEE/XEU)  |       |       | •          |
| Glass — Solar-Control (GAM)   | •     |       |            |
| — Deep-tint sunscreen (included with Sport Appearance Group) (GEG)  | P     | •     | •          |
| Grille — Black grille surround with Chrome rings (MAG)  | •     | •     |            |
| — Black grille surround with Neutral Grey rings (MAK)   |       |       | •          |
| Hood Decal — Low-Gloss Black (MYA)  |       |       | •          |
| Lighting — Automatic headlamps (LMG)  |       | •     | •          |
| — Auto High-Beam Headlamp Control (included with Advanced Technology Group) (LMS)   |       | P     |            |
| — Cornering front fog lamps (LNU)   |       | •     | •          |
| — Daytime Running Lamp System (LMX)   | •     | •     | •          |
| — Halogen headlamps (LMA)   | •     | •     | •          |
| — Headlamp-off time delay (LHD)   | •     | •     | •          |
| — Incandescent taillamps (LA6)  | •     | •     | •          |
| — Side-mirror turn signal (LEB)   |       |       | •          |



SALES TEAM

SEDAN

MINIVANS/CROSSOVERS

SPORT UTILITY

TRUCKS/COMMERCIAL

LAW ENFORCEMENT

JEEP® RENEGADE STANDARD FEATURES AND OPTIONS

|  | Sport | North | Trailhawk® |
|--|-------|-------|------------|
| CPOS PACKAGE   | 2DA   | 2DB   | 2DC        |
| <b>EXTERIOR FEATURES</b> continued   |       |       |            |
| Mirrors — Power-adjustable, heated and manual-folding in Black (GTB/LE4)   | •     |       |            |
| — Power-adjustable, heated and manual-folding in body-colour (GTB/LEP)   |       | •     |            |
| — Power-adjustable, heated and manual-folding with turn signal in Neutral Grey accent colour (GTB/LE6)                               |       |       | •          |
| Removable Short-Mast Antenna — Roof-mounted (RDB)  | •     | •     | •          |
| Roof Rails — Black (MWE)   |       | •     | •          |
| Skid Plates — Fuel tank, transfer case, transmission and front suspension (XEE/XEF/XEU/XE9)  |       |       | •          |
| Sunroof — Dual-pane power glass (GWJ)  |       | 0     | 0          |
| Tires — 215/65R16 BSW All-Season (TM9)   | •     |       |            |
| — 215/60R17 BSW All-Season Touring (TTU)   |       | •     |            |
| — 215/65R17 BSW All-Season On-/Off-Road (TAF)  |       |       | •          |
| — Full-size spare (TBB)  |       |       | •          |
| — Full-size temporary-use spare (TBS)  | •     | •     |            |
| — Full-size spare tire with matching wheel (requires Trailer-Tow Group) (TBW)  |       | 0     |            |
| Tow Hooks — Two front and one rear in Red (XQA/XQB)  |       |       | •          |
| Wheels — 16-inch aluminum (WDB)  | •     |       |            |
| — 17-inch aluminum painted Silver (WFH)  |       | •     |            |
| — 17-inch aluminum polished and painted Black (WFC)  |       |       | •          |
| Windows — Power front windows, one-touch up/down, second-row power (JP3/JPG)   | •     | •     | •          |
| — Rear defroster (GFA)   | •     | •     | •          |
| Wiper System — Front, variable/intermittent (JHA)  | •     | •     | •          |
| — Rain-sensitive windshield wipers (JHC)   |       | •     | •          |
| — Rear wiper/washer (JHB)  | •     | •     | •          |
| — Windshield wiper de-icer (NHL)   |       | •     | •          |
| <b>INTERIOR FEATURES</b>   |       |       |            |
| Air Conditioning — Dual-Zone Automatic Temperature Control (HAF)   | •     | •     | •          |
| Assist Handles — Driver's and passenger (CSR/CSW)  | •     | •     | •          |
| Cargo Area — Compartment lamp (LDB)  | •     | •     | •          |
| — Height-adjustable load floor (CL5)   | •     | •     | •          |
| — Tie-down loops, four (CKT)   | •     | •     | •          |
| Console — Full-length front floor with sliding armrest and storage net on passenger side; electronics storage near cup holders (CM6) | •     | •     | •          |
| Door Panel — Vinyl-trim (CBG)  |       | P     | P          |





JEEP® RENEGADE STANDARD FEATURES AND OPTIONS

|  | Sport | North | Trailhawk® |
|--|-------|-------|------------|
|  | 2DA   | 2DB   | 2DC        |
| <b>CPOS PACKAGE</b>  |       |       |            |
| <b>INTERIOR FEATURES</b> <small>continued</small>  |       |       |            |
| Driver Information Display — 3.5-inch Thin Film Transistor (TFT) high-resolution Black-and-White cluster display (JAE)                   | •     | •     | •          |
| — 7-inch full-colour TFT cluster display (JAL)   |       | P     | P          |
| Floor Mats — Front and rear, carpeted (CLE)  | •     |       |            |
| — All-season (CLF)   |       | •     | •          |
| Glove Box — Locking with inside lamp (JKA/LBC)   | •     | •     | •          |
| Lighting — Ambient LED interior (LHA)  |       | •     | •          |
| Mirrors — Driver's and passenger sun visor with mirror (GNE/GNF)   | •     |       |            |
| — Rearview day/night (GNA)   | •     |       |            |
| — Rearview auto-dimming (GNK)  |       | •     | •          |
| — Sun visor with illuminated mirror (GNC)  |       | •     | •          |
| Power Outlet — 12-volt auxiliary in front centre stack (JJJ)   | •     | •     | •          |
| — 115-volt auxiliary (JKV)   |       | •     | •          |
| PTC Auxiliary Interior Heater (included with 1.3L MultiAir® I-4 Turbo engine) (XC2)  |       | P     | •          |
| Seating — Front, driver's seat – Manual six-way adjust, including driver's height adjust (JVB)   | •     | •     | •          |
| — Front, driver's seat – Power eight-way adjust (JVG)  |       |       | •          |
| — Front, driver's seat – Power four-way lumbar adjust (JPU)  |       |       | •          |
| — Front, front-passenger – Manual four-way adjust (JWA)  | •     | •     | •          |
| — Front, heated (JPM)  | •     | •     | •          |
| — Front, height-adjustable shoulder belts (CGD)  | •     | •     | •          |
| — Front-passenger fold-forward with soft back (CDW)  | •     | •     | •          |
| — Premium cloth with embossed cloth inserts in Black with Tonal accent stitching and Black/Ski Grey with Ice Blue accent stitching (*N7) |       | •     |            |
| — Premium cloth with mesh seat insert in Black with Tonal accent stitching (*B7)   | •     |       |            |
| — Premium cloth topographic insert in Black with Ruby Red accent stitching and embroidered Trailhawk logo (*D7)                          |       |       | •          |
| — Second-row, three rear-seat head restraints <sup>(11)</sup> (CSH)  | •     | •     | •          |
| — Second-row, 60/40 split-folding (CFN)  | •     | •     |            |
| — Second-row, 40/20/40 split-folding with trunk pass-through (CFW)   |       |       | •          |
| — Second-row, centre three-point seat belt (CG6)   | •     | •     | •          |
| Shift Knob — Leather-wrapped (CVB)   |       |       | •          |
| — Vinyl (CV1)  | •     | •     |            |



SALES TEAM

SEDAN

MINIVANS/CROSSOVERS

SPORT UTILITY

TRUCKS/COMMERCIAL

LAW ENFORCEMENT

JEEP® RENEGADE STANDARD FEATURES AND OPTIONS

|   | Sport | North | Trailhawk® |
|---|-------|-------|------------|
| CPOS PACKAGE  | 2DA   | 2DB   | 2DC        |
| <b>INTERIOR FEATURES</b> continued  |       |       |            |
| Steering Wheel — Base (urethane) (SCA)  | •     |       |            |
| — Heated (NHS)  |       | •     | •          |
| — Leather-wrapped (SCC)   |       | •     | •          |
| — Mounted audio controls (RDZ)  | •     | •     | •          |
| <b>UCONNECT® MULTIMEDIA</b>   |       |       |            |
| Android Auto™ Smartphone Capability <sup>(4)</sup> (RF5)  | •     | •     | •          |
| Apple CarPlay iPhone Integration <sup>(4)</sup> (RFP)   | •     | •     | •          |
| Integrated Voice Command <sup>(10)</sup> with Bluetooth® — Hands-free communication and streaming audio (XRB)   | •     | •     | •          |
| Media Hub — Located in centre stack; includes USB port and auxiliary input jack for mobile devices (RS6)  | •     | •     | •          |
| — Second USB port located behind centre console (RSX)   |       | •     | •          |
| SiriusXM Guardian <sup>(5)</sup> — Includes one-year trial subscription (RSK)   |       | P     | P          |
| SiriusXM <sup>(9)</sup> — Includes one-year trial subscription (RSD)  | •     | •     | •          |
| SiriusXM Traffic Plus <sup>(19)</sup> — Includes five-year trial subscription (RTB)   |       | P     | P          |
| SiriusXM Travel Link <sup>(19)</sup> — Includes five-year trial subscription (RSM)  |       | P     | P          |
| Speakers — Kenwood Premium Audio System (RGF)   |       | P     | P          |
| — Six (RCG)   | •     | •     | •          |
| Uconnect 4 with 7-inch Display — Includes 7-inch touchscreen display, Apple CarPlay iPhone integration and Android Auto smartphone capability; <sup>(4)</sup> Integrated Voice Command <sup>(10)</sup> with Bluetooth, integrated centre stack and AM/FM radio (UCG)  | •     | •     | •          |
| Uconnect 4C NAV <sup>(8)</sup> with 8.4-inch Display — Includes 8.4-inch touchscreen display, GPS Navigation, <sup>(8)</sup> HD radio, Apple CarPlay iPhone integration and Android Auto smartphone capability; <sup>(4)</sup> Integrated Voice Command <sup>(10)</sup> with Bluetooth, SiriusXM <sup>(9)</sup> and SiriusXM Guardian <sup>(5)</sup> with one-year trial subscription, plus SiriusXM Travel Link <sup>(19)</sup> and SiriusXM Traffic Plus <sup>(19)</sup> with five-year trial subscription, and AM/FM radio (UCQ) |       | P     | P          |
| <b>SAFETY &amp; SECURITY</b>  |       |       |            |
| Air Bags <sup>(7)</sup> (seven total) — Advanced multistage driver's and front-passenger (CG3)  | •     | •     | •          |
| — Driver's inflatable knee bolster (CGY)  | •     | •     | •          |
| — Supplemental front and rear side-curtain (CJ2)  | •     | •     | •          |
| — Supplemental front-seat-mounted side (CJ1)  | •     | •     | •          |
| All-Speed Traction Control (BNP)  | •     | •     | •          |
| Battery Run-Down Protection (BCS)   | •     | •     | •          |
| Blind-Spot Monitoring and Rear Cross-Path Detection System <sup>(6)</sup> (included with Trailhawk Elite) (XAN)   |       |       | P          |
| Brakes — Advanced Brake Assist (BGG)  | •     | •     | •          |
| — Antilock four-wheel disc (BRF)  | •     | •     | •          |
| — Electronic Park Brake (XC4)   | •     | •     | •          |



SALES TEAM

SEDAN

MINIVANS/CROSSOVERS

SPORT UTILITY

TRUCKS/COMMERCIAL

LAW ENFORCEMENT

JEEP® RENEGADE STANDARD FEATURES AND OPTIONS

|  | Sport | North | Trailhawk® |
|--|-------|-------|------------|
|  | 2DA   | 2DB   | 2DC        |
| <b>CPOS PACKAGE</b>  |       |       |            |
| <b>SAFETY &amp; SECURITY</b> continued   |       |       |            |
| Child Seat Anchor System — LATCH-ready (CGU)   | •     | •     | •          |
| Cruise Control Systems — Adaptive Speed Control <sup>(6)</sup> (included with Advanced Technology Group (ADG)) (NHP)   |       | P     |            |
| — Cruise control (NHM)   | •     | •     | •          |
| Electronic Roll Mitigation (BNS)   | •     | •     | •          |
| Electronic Stability Control (ESC) <sup>(12)</sup> (BNB)   | •     | •     | •          |
| Entry Systems — Push-button start (GX4)  | •     | •     | •          |
| — Remote Start System (XBM)  | P     | •     | •          |
| Front-Passenger Seat Belt Alert (LAX)  | •     | •     | •          |
| Full-Speed Forward Collision Warning Plus with Active Braking <sup>(6)</sup> (included with Advanced Technology Group (ADG)) (LSU)   |       | P     |            |
| Hill Descent Control (BNH)   |       |       | •          |
| Hill Start Assist (included with ESC System <sup>(12)</sup> ) (BNG)  | •     | •     | •          |
| Lane Departure Warning with Lane Keep Assist System <sup>(6)</sup> (included with Advanced Technology Group (ADG) and Trailhawk Elite (ATE)) (LAS)   |       | P     | P          |
| Parallel/Perpendicular Park & Un-Park Assist System <sup>(6)</sup> (included with Advanced Technology Group) (XPK)   |       | P     | P          |
| ParkView® Rear Back-Up Camera with Active Grid Lines <sup>(6)</sup> (XAC)  | •     | •     | •          |
| Security Alarm — Protects doors and liftgate (included with Trailhawk Elite) (LSA)   |       |       | P          |
| Tire Pressure Monitoring Display with Individual Tire Read-Outs (XGM)  | •     | •     | •          |
| Trailer Sway Damping (BNT)   | •     | •     | •          |
| <b>EQUIPMENT PACKAGES/GROUPS</b>   |       |       |            |
| Advanced Technology Group — Includes Full-Speed Forward Collision Warning Plus with Active Braking <sup>(6)</sup> , Adaptive Speed Control <sup>(6)</sup> , Lane Departure Warning with Lane Keep Assist <sup>(6)</sup> , Parallel/Perpendicular Park & Un-Park Assist System <sup>(6)</sup> and Auto High-Beam Headlamp Control (ADG)   |       | 0     |            |
| Sun and Sound Group — Includes dual-pane panoramic power sunroof and Kenwood Premium Audio System (AGS)  |       | 0     | 0          |
| Trailer-Tow Group — Includes Class III hitch receiver and four-pin wiring harness (requires full-size spare tire with matching wheel (TBW)) (AAR)  |       | 0     | 0          |
| Trailhawk Elite — Includes Black leather-faced seats, security alarm, 7-inch full-colour Thin Film Transistor (TFT) cluster display, LED cornering front fog lamps, Bi-functional LED projector headlamps, LED taillamps, LED daytime running lamps, Uconnect® 4C NAV <sup>(8)</sup> multimedia centre with 8.4-inch touchscreen, Lane Departure Warning with Lane Keep Assist <sup>(6)</sup> and Blind-Spot Monitoring and Rear Cross-Path Detection <sup>(6)</sup> (ATE) |       |       | 0          |

• = Included. P = Available within Package noted. 0 = Optional. F = Fleet-only option.



SALES TEAM

SEDAN

MINIVANS/CROSSOVERS

SPORT UTILITY

TRUCKS/COMMERCIAL

LAW ENFORCEMENT



Properly secure all cargo.



Properly secure all cargo.

### JEEP® GLADIATOR

### RAM LIGHT DUTY

### RAM HEAVY DUTY

| Models                         | Sport S, Overland,® Mojave, Rubicon®  | 1500 Classic   | 1500 DT  | 2500   | 3500  |
|--------------------------------|---|--|--|--|---|
| Trim                           |   | Tradesman,® SXT, Express, SLT, Warlock                             | Tradesman, Big Horn,® Sport, Rebel,® Laramie,® Limited Longhorn,® Limited                                    | Tradesman, Big Horn, Power Wagon,® Laramie,® Limited Longhorn, Limited | Tradesman, Big Horn, Laramie, Limited Longhorn, Limited   |
| Engine /HP/Torque lb-ft        | 3.6L Pentastar™ V6 with Engine Stop/Start (ESS) technology/285/260<br>3.0L EcoDiesel V6 260/442 | 3.6L Pentastar Variable Valve Timing (VVT) V6<br>5.7L HEMI® VVT V8 | 3.6L Pentastar VVT V6 with eTorque<br>5.7L HEMI VVT V8<br>5.7L HEMI VVT V8 with eTorque<br>3.0L EcoDiesel V6 | 6.4L HEMI V8<br>6.7L Cummins® Turbo Diesel I-6                         | 6.4L HEMI V8<br>6.7L Cummins Turbo Diesel I-6   |
| Transmission                   | 6-speed Manual transmission<br>8-speed Automatic transmission                                   | 8-speed Automatic transmission                                     | 8-speed Automatic transmission   | 6-speed Automatic transmission<br>8-speed Automatic transmission       | 6-speed AISIN® Automatic transmission<br>6-speed Automatic transmission<br>8-speed Automatic transmission |
| Body Style                     | —   | Regular Cab, Quad Cab,® Crew Cab                                   | Quad Cab, Crew Cab   | Regular Cab, Crew Cab, Mega Cab®                                       | Regular Cab, Crew Cab, Mega Cab   |
| Drivetrain                     | 4x4   | 4x2/4x4  | 4x2/4x4  | 4x2/4x4  | 4x2/4x4   |
| Seating Capacity               | 5   | 3 or 2 or 2/3 or 3/3   | 3/3 or 2/3   | 3 or 2 or 2/3 or 3/3   | 3 or 2 or 2/3 or 3/3  |
| Cargo Bed m (ft/in)            | 1.5 m (5')  | 1.7 (5'7")/1.9 (6'4")/2.4 (8'0")                                   | 1.7 (5'7")/1.9 (6'4")  | 1.9 (6'4")/2.4 (8'0")  | 1.9 (6'4")/2.4 (8'0")   |
| GVWR kg (lb)                   | 1406 (3100) – 1700 (3750)   | 2733 (6025) – 3130 (6900)  | 3084 (6800) – 3266 (7200)  | 3885 (8565) – 4536 (10,000)  | 4853 (10,700) – 6350 (14,000)   |
| GCWR kg (lb)                   | 4128 (9100) – 5806 (12,800)   | 4468 (9850) – 7246 (15,975)  | 5398 (11,900) – 8323 (18,350)  | 8165 (18,000) – 12,247 (27,000)  | 9752 (21,500) – 19,504 (43,000)   |
| Trailer Towing Range kg (lb)   | 1814 (4000) – 3469 (7650)   | 1973 (4350) – 4844 (10,680)  | 2898 (6390) – 5783 (12,750)  | 4799 (10,580) – 8927 (19,680)  | 6196 (13,660) – 15,921 (35,100)   |
| Payload Capacity Range kg (lb) | 501 (1105) – 771 (1700)   | 635 (1400) – 871 (1920)  | 762 (1680) – 1043 (2300)   | 735 (1620) – 1819 (4010)   | 1823 (4020) – 3484 (7680)   |
| Wheelbase                      | 3487 (137.3)  | 3061 (120.5)/3569 (140.5)/3797 (149.5)                             | 3569 (140.5)/3673 (144.6)/3899 (153.5)   | 2WD: 3569 (140.5)/3795 (149.4)/<br>4303 (169.4)/4077 (160.5)           | 4WD: 3569 (140.5)/3797 (149.5)/<br>4305 (169.5)/4077 (160.5)  |



SALES TEAM

SEDAN

MINIVANS/CROSSOVERS

SPORT UTILITY

TRUCKS/COMMERCIAL

LAW ENFORCEMENT



Properly secure all cargo.



### RAM CHASSIS CAB

| Models                         | 3500   | 4500  | 5500  |
|--------------------------------|--|---|---|
| Trim                           | Tradesman <sup>®</sup> , SLT, Laramie <sup>®</sup> , Limited   | Tradesman, SLT, Laramie, Limited  | Tradesman, SLT, Laramie, Limited  |
| Engine / HP / Torque lb-ft     | 6.4L HEMI <sup>®</sup> V8<br>6.7L Cummins <sup>®</sup> Turbo Diesel I-6  | 6.4L HEMI V8<br>6.7L Cummins Turbo Diesel I-6   | 6.4L HEMI V8<br>6.7L Cummins Turbo Diesel I-6   |
| Transmission                   | 6-speed AISIN <sup>®</sup><br>Automatic transmission<br>6-speed Automatic transmission<br>8-speed Automatic transmission | 6-speed AISIN<br>Automatic transmission<br>6-speed Automatic transmission                     | 6-speed AISIN<br>Automatic transmission<br>6-speed Automatic transmission                     |
| Body Style                     | Regular Cab, Crew Cab  | Regular Cab, Crew Cab   | Regular Cab, Crew Cab   |
| Drivetrain                     | 4x2 / 4x4  | 4x2 / 4x4   | 4x2 / 4x4   |
| Seating Capacity               | 3 or 2 or 2/3 or 3/3   | 3 or 2 or 2/3 or 3/3  | 3 or 2 or 2/3 or 3/3  |
| Cargo Bed m (ft/in)            | —  | —   | —   |
| GVWR kg (lb)                   | 4491 (9900) – 6350 (14,000)  | 6804 (15,000) – 7484 (16,500)   | 8164 (18,000) – 8845 (19,500)   |
| GCWR kg (lb)                   | 9979 (22,000) – 14,969 (33,000)  | 11,793 (26,000) – 17,010 (37,500)   | 11,793 (26,000) – 19,504 (43,000)   |
| Trailer Towing Range kg (lb)   | 6795 (14,980) – 11,744 (25,890)  | 8174 (18,020) – 13,503 (29,770)   | 8133 (17,930) – 15,976 (35,220)   |
| Payload Capacity Range kg (lb) | 1969 (4340) – 3515 (7750)  | 2871 (6330) – 4395 (9690)   | 4572 (10,080) – 5674 (12,510)   |
| Cab-to-Axle                    | 1524 (60) / 2134 (84)  | 1524 (60) / 2134 (84) /<br>2743 (108) / 3048 (120)  | 1524 (60) / 2134 (84) /<br>2743 (108) / 3048 (120)  |
| Wheelbase                      | 3645 (143.5) /<br>4255 (167.5) / 4379 (172.4)  | 3674 (144.6) / 4278 (168.4) /<br>4404 (173.4) / 4883 (192.2) /<br>5007 (197.1) / 5194 (204.5) | 3674 (144.6) / 4278 (168.4) /<br>4404 (173.4) / 4883 (192.2) /<br>5007 (197.1) / 5194 (204.5) |

### RAM PROMASTER<sup>®</sup>

| Models                         | 1500, 2500, 3500   | 3500                           |
|--------------------------------|--|--------------------------------|
| Trim                           | Cargo Van, Window Van  | Chassis Cab, Cutaway           |
| Engine / HP / Torque lb-ft     | 3.6L Pentastar <sup>™</sup><br>Variable Valve Timing (VVT) V6  | 3.6L Pentastar VVT V6          |
| Transmission                   | 6-speed Automatic transmission   | 6-speed Automatic transmission |
| Body Style                     | Standard Roof (Cargo Van),<br>High Roof (Cargo Van / Window Van)   | Standard Roof                  |
| Drivetrain                     | FWD  | FWD                            |
| Seating Capacity               | 2 or 3   | 2 or 3                         |
| Cargo Bed m (ft/in)            | —  | —                              |
| GVWR kg (lb)                   | 3878 (8550) – 4241 (9350)  | 4241 (9350)                    |
| GCWR kg (lb)                   | 5443 (12,000)  | 5216 (11,500)                  |
| Trailer Towing Range kg (lb)   | 2907 (6410) – 3134 (6910)  | 2313 (5100)                    |
| Payload Capacity Range kg (lb) | 1706 (3760) – 2123 (4680)  | 2313 (5100) – 2372 (5230)      |
| Cab-to-Axle                    | —  | 2642 (104)                     |
| Wheelbase                      | Cargo Van:<br>2997 (118) / 3454 (136) /<br>4039 (159) / 4039 (159 Ext)<br>Window Van:<br>4039 (159) / 4039 (159 Ext) | 4039 (159) / 4039 (159 Ext)    |

### RAM PROMASTER CITY<sup>®</sup>

| Models                         | Cargo Van   | Wagon                            |
|--------------------------------|---|----------------------------------|
| Trim                           | ST, SLT   | ST, SLT                          |
| Engine / HP / Torque lb-ft     | 2.4L Tigershark <sup>®</sup><br>MultiAir <sup>®</sup> 2 I-4 | 2.4L Tigershark<br>MultiAir2 I-4 |
| Transmission                   | 9-speed Automatic transmission                              | 9-speed Automatic transmission   |
| Body Style                     | —   | —                                |
| Drivetrain                     | FWD   | FWD                              |
| Seating Capacity               | 2   | 5                                |
| Cargo Bed m (ft/in)            | —   | —                                |
| GVWR kg (lb)                   | 2447 (5395)   | 2447 (5395)                      |
| GCWR kg (lb)                   | 2676 (5900)   | 2676 (5900)                      |
| Trailer Towing Range kg (lb)   | 907 (2000)  | 854 (1882)                       |
| Payload Capacity Range kg (lb) | 862 (1900)  | 785 (1730)                       |
| Cab-to-Axle                    | —   | —                                |
| Wheelbase                      | 3109 (122.4)  | 3109 (122.4)                     |



## JEEP® GLADIATOR

### PRODUCT HIGHLIGHTS

- 3.6L Pentastar™ V6 engine with 6-speed Manual or 8-speed Automatic transmission
- 3.0L V6 Turbo Diesel engine with 8-speed Automatic transmission — Available
- Best-in-Class 4x4 Towing of up to 3469 kg (7650 lb)<sup>(23)</sup>
- Best-in-Class V6 Payload of up to 725 kg (1600 lb)<sup>(23)</sup>
- First-Ever Trail Rated® Pickup Truck
- Command-Trac® 4x4 system — Sport S and Overland® models
- Rock-Trac® heavy-duty part-time 4x4 system — Rubicon® models
- Modern, authentic design instantly recognizable as a Jeep and features a durable 5-foot steel bed
- Only Open-Air Pickup Truck in the Industry<sup>(24)</sup>
- Uconnect® 4 with 7-inch touchscreen (includes Apple CarPlay integration and Android Auto™ capability<sup>(4)</sup>) — Standard
- Uconnect 4C NAV<sup>(8)</sup> with 8.4-inch touchscreen — Available
- Up to 76 cm (30 inches) of water fording<sup>(25)</sup>



Properly secure all cargo.

### SAFETY & SECURITY

- Packed with more than 80 standard and available safety and security features, including:
- Adaptive Cruise Control<sup>(6)</sup> — Available
  - Blind-Spot Monitoring and Rear Cross-Path Detection<sup>(6)</sup> — Available
  - Electronic Stability Control (ESC)<sup>(12)</sup> with Electronic Roll Mitigation — Standard
  - Forward-facing off-road camera<sup>(6)</sup> on Rubicon and Mojave models allows obstructions on the trail to be easily seen — Available
  - Full-Speed Forward Collision Warning Plus with Active Braking<sup>(6)</sup> — Available

| ENGINE               | HORSEPOWER     | TORQUE                |
|----------------------|----------------|-----------------------|
| 3.6L Pentastar V6    | 285 @ 6400 rpm | 260 @ 4400 rpm        |
| 3.0L V6 Turbo Diesel | 260 @ 3600 rpm | 442 @ 1400 – 2800 rpm |



Properly secure all cargo.

**EXTERIOR DIMENSIONS, mm (in) (unless otherwise specified)**

|   |                           |
|---|---------------------------|
| Wheelbase   | 3487 (137.3)              |
| Overall Length  | 5539 (218)                |
| Overall Width   | 1875 (73.8)               |
| Overall Height, hardtop/soft top (Rubicon® models)          | 1857 (73.1) – 1822 (76.1) |
| Running Ground Clearance (Overland®/Rubicon)                | 25.4 (10) – 28.1 (11.1)   |
| Approach Angle (degrees; varies by model and options)       | 40.8 – 44.7               |
| Departure Angle (degrees; varies by model and options)      | 25 – 26                   |
| Breakover Angle (degrees; varies by model and options)      | 18.4 – 20.9               |
| Turning Diameter (maximum; ft; varies by model and options) | 44.5 – 44.7               |

**INTERIOR DIMENSIONS, mm (in) (unless otherwise specified)**

|                              |                           |
|------------------------------|---------------------------|
| First Row:                   |                           |
| — Headroom, hardtop/soft top | 1036 (40.8) / 1087 (42.8) |
| — Legroom                    | 1038 (41.2)               |
| — Shoulder Room              | 1417 (55.7)               |
| — Hip Room                   | 1370 (53.9)               |

|                              |                           |
|------------------------------|---------------------------|
| Second Row:                  |                           |
| — Headroom, hardtop/soft top | 1036 (40.8) / 1087 (42.8) |
| — Legroom                    | 966 (38.3)                |
| — Shoulder Room              | 1416 (55.7)               |
| — Hip Room                   | 1421 (55.9)               |

|   |         |
|---|---------|
| Cargo Volume — Behind rear-seat storage (cu ft) | 1.7     |
| Cargo Volume — Rear underseat storage (cu ft)   | 1.6     |
| Seating Capacity (front/rear)                   | 2/3     |
| Fuel Tank Capacity, L (gal)                     | 83 (22) |



**PICKUP BOX DIMENSIONS, mm (in) (unless otherwise specified)**

|   |             |
|---|-------------|
| Box Length with Tailgate Closed                 | 1531 (60.3) |
| Box Length with Tailgate Open (end of tailgate) | 2067 (81.3) |
| Cargo Width                                     | 1442 (56.8) |
| Width between Wheel Wells                       | 1137 (44.8) |
| Box Volume, L (cu ft)                           | 1005 (35.5) |
| Open Tailgate to Ground                         | 885 (34.8)  |

**TOWING<sup>†</sup>, kg (lb)**

|                     |             |
|---------------------|-------------|
| Tow Class (maximum) | IV          |
| Maximum Towing      | 3469 (7650) |

**EXTERIOR PAINT COLOURS<sup>‡</sup>**



<sup>†</sup>When properly equipped.

<sup>‡</sup>Selections may not be available on all trim levels/models and may be limited/restricted based on availability.



SALES TEAM

SEDAN

MINIVANS/CROSSOVERS

SPORT UTILITY

TRUCKS/COMMERCIAL

LAW ENFORCEMENT

JEEP® GLADIATOR STANDARD FEATURES AND OPTIONS

|   | Sport S | Overland®   | Mojave | Rubicon® |
|---|---------|-------------|--------|----------|
| CPOS PACKAGE  | 2TS     | 2TG/2TH/2TN | 2TD    | 2TR      |
| <b>ENGINES / TRANSMISSIONS</b>  |         |             |        |          |
| 3.0L V6 Turbo Diesel with Engine Stop/Start (ESS) Technology (EXJ)  | 0       | 0           |        | 0        |
| 3.6L Pentastar™ V6 24V Variable Valve Timing (VVT) with ESS Technology (ERC)  | •       | •           | •      | •        |
| 6-speed Manual transmission (requires 3.6L Pentastar V6) (DEM)  | •       | •           | •      | •        |
| 8-speed Automatic transmission (optional with 3.6L Pentastar V6 gas engine; includes skid plate) (DFT)  | 0       | 0           | 0      | 0        |
| 8-speed Automatic transmission (included with 3.0L EcoDiesel; includes skid plate) (DFV)  | P       | P           |        | P        |
| <b>MECHANICAL FEATURES / CAPABILITY</b>   |         |             |        |          |
| Alternators — 180-amp (BAD)   | •       |             |        |          |
| — 220-amp (included with Alpine® Premium Audio on Sport S if not equipped with 240-amp alternator) (BAJ)  | P       | •           | •      | •        |
| — 240-amp (included with Trailer-Tow Group, Auxiliary Switch Group, Max Tow Package with 4.10 Axle Ratio and Cargo Group with Trail Rail™ System) (BAL) | P       | P           | P      | P        |
| Axles — Dana® M210 front axle (DJE)   | •       | •           |        |          |
| — Dana M210 wide front axle (included with Max Tow Package with 4.10 Axle Ratio on Sport S) (DJF)   | P       |             | •      | •        |
| — Dana M220 rear axle (DRE)   | •       | •           |        |          |
| — Dana M220 wide rear axle (included with Max Tow Package with 4.10 Axle Ratio on Sport S) (DRF)  | P       |             | •      | •        |
| Axle Ratios — 3.73:1 (DME)  | •       | •           |        | P        |
| — 4.10:1 (included with Max Tow Package with 4.10 Axle Ratio) (DMF)   | P       |             | •      | •        |
| Battery — 650-amp maintenance-free (BCZ)  | •       | •           | •      | •        |
| — 700-amp maintenance-free (included with Auxiliary Switch Group) (BCV)   | P       | P           | P      | P        |
| — Auxiliary (included with ESS technology) (BC1)  | •       | •           | •      | •        |
| Brakes — Four-wheel disc antilock heavy-duty (BR6)  | •       | •           | •      | •        |
| — Hydraulic assist brake booster (BPT)  | •       | •           | •      | •        |
| Differential — Antispin rear differential (restrictions apply) (DSA)  | 0/P     | 0           |        |          |
| — Conventional “open” rear (DS8)  | •       | •           |        |          |
| — E-Locker rear axle (DSH)  |         |             | •      |          |
| — Tru-Lok® front and rear (DSE)   |         |             |        | •        |
| Engine Block Heater (NHK)   | •       | •           | •      | •        |
| Fuel Tank — 83-litre (22-gallon) (NF5)  | •       | •           | •      | •        |
| — Skid plate shield (XEE)   | •       | •           | •      | •        |
| Off-Road Plus Mode (XG7)  |         |             | •      | •        |
| Selec-Speed™ Control (included with 8-speed Automatic transmission) (BNK)   | P       | P           | P      | P        |
| Shocks — FOX® performance front and rear (SFC/SGC)  |         |             |        | •        |
| — FOX performance internal by-pass front and rear (SFD/SGD)   |         |             | •      |          |





SALES TEAM

SEDAN

MINIVANS/CROSSOVERS

SPORT UTILITY

TRUCKS/COMMERCIAL

LAW ENFORCEMENT

JEEP® GLADIATOR STANDARD FEATURES AND OPTIONS

|  | Sport S | Overland®   | Mojave | Rubicon® |
|--|---------|-------------|--------|----------|
|  | 2TS     | 2TG/2TH/2TN | 2TD    | 2TR      |
| <b>CPOS PACKAGE</b>  |         |             |        |          |
| <b>MECHANICAL FEATURES / CAPABILITY</b> continued  |         |             |        |          |
| — FOX® performance Hydro Jounce Bumpers (SHH)  |         |             | •      |          |
| — Heavy-duty front and rear (SFB/SGB)  | •       | •           |        |          |
| Stabilizer Bar — Front (SHA)   | •       | •           |        |          |
| — Front disconnecting (SHG)  |         |             | •      | •        |
| — Rear (SHF)   | •       | •           |        | •        |
| Suspensions — Heavy-duty (SDD)   |         |             |        | •        |
| — Heavy-duty with gas shocks (SDU)   |         |             | •      |          |
| — Normal-duty plus (SDW)   | •       | •           |        |          |
| TORX® Tool Kit (XE4)   | •       | •           | •      | •        |
| Tow Hooks — Orange (XEQ)   |         |             |        |          |
| — Red (XH6)  |         |             |        | •        |
| — Two front and one rear (XEW)   | •       | •           |        |          |
| Transfer Case — Command-Trac® part-time Four-Wheel Drive (4WD) (DHN)   | •       | •           | •      |          |
| — Rock-Trac® heavy-duty full-time 4WD system (requires 3.6L Pentastar™ V6 gas engine and 8-speed Automatic transmission) (DHF) |         |             |        | 0        |
| — Rock-Trac heavy-duty part-time 4WD with 4:1 low-range ratio (DHW)  |         |             |        | •        |
| — Selec-Trac® full-time 4WD system (requires 3.6L Pentastar V6 gas engine and 8-speed Automatic transmission) (DHP)            | 0       | 0           | 0      |          |
| — Skid plate shield (XEF)  | •       | •           | •      | •        |
| Underbody Skid Plate (XF3)   |         |             | •      | •        |
| <b>EXTERIOR FEATURES</b>   |         |             |        |          |
| 115-Volt AC Outlet (included with Cargo Group with Trail Rail™ System) (XBE)   | P       | P           | P      | P        |
| Bumpers — Moulded Black front (MB1)  | •       |             |        |          |
| — Painted front (MBA)  | P       | •           | •      | •        |
| — Painted rear (MBC)   | •       | •           | •      |          |
| — Steel front (requires LED Lighting Group) (MC6)  |         |             |        | 0        |
| — Steel rear (MD6)   |         |             |        | •        |
| Cargo Tie-Down Loops (CKT)   | •       | •           | •      | •        |
| Class II Hitch Receiver (not available with Class IV hitch receiver) (XFN)   | •       | •           | •      | •        |
| Doors — Full metal with roll-up windows (GCF)  | •       | •           | •      | •        |
| Fender — Body-colour flares (MM3)  | •       | •           | 0      | 0        |
| — Moulded-in colour flares (MM2)   |         |             | •      | •        |
| Fog Lamps — Front (LNI)  | •       | •           | •      | •        |



SALES TEAM

SEDAN

MINIVANS/CROSSOVERS

SPORT UTILITY

TRUCKS/COMMERCIAL

LAW ENFORCEMENT

JEEP® GLADIATOR STANDARD FEATURES AND OPTIONS

|   | Sport S | Overland®   | Mojave | Rubicon® |
|---|---------|-------------|--------|----------|
| CPOS PACKAGE  | 2TS     | 2TG/2TH/2TN | 2TD    | 2TR      |
| <b>EXTERIOR FEATURES</b> continued  |         |             |        |          |
| Forward-Facing Off-Road Camera <sup>(6)</sup> (requires 8.4-inch Radio and Premium Audio Group, and LED Lighting Group) (XNY)             |         |             | 0      | 0        |
| Headlamps — Automatic (LMG)   | •       | •           | •      | •        |
| — Halogen (LMA)   | •       | •           | •      | •        |
| — LED reflector (included with LED Lighting Group) (LPX)  |         | P           | P      | P        |
| Hood without Air Vents  | •       | •           |        |          |
| — Hood with air intake scoop (MHZ)  |         |             | •      |          |
| — Hood with air vents and decal (MEW)   |         |             |        | •        |
| Mirrors — Black exterior (LE4)  | •       | •           | •      | •        |
| — Power, heated (GTB)   | •       | •           | •      | •        |
| Rear Sliding Window (included with Dual Top Group, Black three-piece hardtop and body-colour three-piece hardtop) (GFD)                   | P       | P           | P      | P        |
| Rock Protection Sill Rails (MEF)  |         |             |        | •        |
| Spray-In Bedliner (XMF)   | 0       | 0           | 0      | 0        |
| Tailgate — Power lock (JEX)   | •       | •           | •      | •        |
| Taillamps — Incandescent (LA6)  | •       | •           | •      | •        |
| — LED (included with LED Lighting Group and Safety Group) (LAY)   | P       | P           | P      | P        |
| Tint — Deep-tint sunscreen windows (GCD)  | •       | •           | •      | •        |
| Tires — 245/75R17 Highway Terrain (TQK)   | •       |             |        |          |
| — 245/75R17 BSW All-Terrain Dueler (included with antispin differential) (TTH)  |         |             |        |          |
| — 255/70R18 BSW All-Season (TDA)  |         | •           |        |          |
| — LT285/70R17C BSW All-Terrain (TW2)  |         |             | •      | •        |
| — LT285/70R17C BSW Mud Terrain (TWG)  |         |             | 0      | 0        |
| Tonneau Cover — Roll-up (CSD)   | 0       | 0           | 0      | 0        |
| Tops — Black Sunrider® Soft Top (STA)   | •       |             | •      | •        |
| — Black three-piece hardtop – Includes Freedom Panel storage bag, rear sliding window and rear window defroster (HT1)                     | 0       | •           | 0      | 0        |
| — Body-colour three-piece hardtop – Includes Freedom Panel storage bag, rear sliding window and rear window defroster (HT3)               |         | 0           | 0      | 0        |
| — Dual Top Group – Includes Freedom Panel storage bag, rear sliding window, three-piece hardtop and premium Black Sunrider Soft Top (AEN) | 0       | 0           | 0      | 0        |
| — Hardtop headliner (requires hardtop) (CHD)  | 0       | 0           | 0      | 0        |
| — LED front (included with LED Lighting Group) (LNV)  |         | P           | P      | P        |
| — Premium Black Sunrider Soft Top (STB)   | 0       |             | 0      | 0        |
| — Soft top window storage bag (CWJ)   | 0       | 0           | 0      | 0        |
| Trailer Wiring Harness — Seven- and four-pin (XF2)  | •       | •           | •      | •        |



SALES TEAM

SEDAN

MINIVANS/CROSSOVERS

SPORT UTILITY

TRUCKS/COMMERCIAL

LAW ENFORCEMENT

JEEP® GLADIATOR STANDARD FEATURES AND OPTIONS

|  | Sport S | Overland®   | Mojave | Rubicon® |
|--|---------|-------------|--------|----------|
|  | 2TS     | 2TG/2TH/2TN | 2TD    | 2TR      |
| <b>CPOS PACKAGE</b>  |         |             |        |          |
| <b>EXTERIOR FEATURES</b> <small>continued</small>  |         |             |        |          |
| Tubular Side Steps (MRK)   | 0       | •           |        |          |
| Wheels — 17-inch Tech Silver aluminum (WAC)  | •       |             |        |          |
| — 17-inch Granite Crystal aluminum (WFJ)   |         |             |        | •        |
| — 17-inch polished Black aluminum (WFN)  |         |             |        | 0        |
| — 18-inch Granite Crystal aluminum (WPT)   |         | •           |        |          |
| — 17-inch Low-Gloss Black aluminum (WD3)   |         |             | •      |          |
| — Full-size spare (TBB)  | •       | •           | •      | •        |
| Windows — Power with one-touch down (JPY)  | •       | •           | •      | •        |
| <b>INTERIOR FEATURES</b>   |         |             |        |          |
| Air Conditioning with Automatic Temperature Control (HAB)                                  | •       | •           | •      | •        |
| Console — Full-length floor (CUF)  | •       | •           | •      | •        |
| — Full-length premium armrests (included with leather-trimmed seats) (CVM)                 |         | P           | P      | P        |
| Console Bin Task Light (LDB)   |         | •           | •      | •        |
| Door Locks — Manual (JE8)  | •       |             |        |          |
| — Power speed-sensitive (JPH)  | •       | •           | •      | •        |
| Floor Mats — All-weather slush mats (CWA)  | 0       | 0           | 0      | 0        |
| — Front and rear (CLE)   | •       | •           | •      | •        |
| Glove Box — Locking (JKA)  | •       | •           | •      | •        |
| Instrumentation — 7-inch colour display (JAL)  | •       | •           | •      | •        |
| Media Hub (SD, USB and auxiliary) (RSF)  | •       | •           | •      | •        |
| Passenger Assist Handles (CSR)   | •       | •           | •      | •        |
| Power Point — 12-volt auxiliary (JJJ)  | •       | •           | •      | •        |
| — 115-volt auxiliary power outlet (JKV)  |         | •           | •      | •        |
| — Exterior 115-volt power outlet (included with Cargo Group with Trail Rail™ System) (XBE) | P       | P           | P      | P        |
| — Remote USB charging-only port (RS3)  |         | •           | •      | •        |
| — Remote USB port (RSX)  | •       | •           | •      | •        |
| — Two USB charging-only ports (RS2)  |         | •           | •      | •        |
| Rear Compartment Storage (CUR)   | •       | •           | •      | •        |
| Seats — Cloth low-back bucket (*A7)  | •       |             |        |          |
| — Driver's-seat height adjust (CDH)  | •       | •           | •      | •        |
| — Heated front (included with Cold Weather Group) (JPM)                                    | P       | P           | P      | P        |



SALES TEAM

SEDAN

MINIVANS/CROSSOVERS

SPORT UTILITY

TRUCKS/COMMERCIAL

LAW ENFORCEMENT

JEEP® GLADIATOR STANDARD FEATURES AND OPTIONS

|  | Sport S | Overland®   | Mojave | Rubicon® |
|--|---------|-------------|--------|----------|
|  | 2TS     | 2TG/2TH/2TN | 2TD    | 2TR      |
| <b>CPOS PACKAGE</b>  |         |             |        |          |
| <b>INTERIOR FEATURES</b> <small>continued</small>  |         |             |        |          |
| — Leather-trimmed bucket – Includes rear armrest with cup holder, premium armrest, premium door trim and leather-wrapped shift knob (*AL)  |         |             |        | 0        |
| — Leather-trimmed bucket – Includes rear armrest with cup holder, premium door trim and leather-wrapped shift knob (*ML)   |         | 0           |        |          |
| — Leather-trimmed bucket – Includes rear armrest with cup holders, premium door trim and leather-wrapped shift knob (*PL)  |         |             | 0      |          |
| — Overland cloth bucket (*C7)  |         | •           |        |          |
| — Premium cloth with Sport bolsters (*A5)  |         |             | •      |          |
| — Premium cloth low-back bucket (*D5)  |         |             |        | •        |
| — Reclining front (CDB)  | •       | •           | •      | •        |
| — Rear 60/40 folding (CFN)   | •       | •           | •      | •        |
| Steering Wheel — Heated (included with Cold Weather Group) (NHS)   | P       | P           | P      | P        |
| Storage — Lockable rear underseat with drawer (included with Cargo Group with Trail Rail™ System) (CUW)  | P       | P           | P      | P        |
| Storage Tray (CUY)   | •       | •           | •      | •        |
| Sun Visors — Illuminated vanity mirrors (GNC)  | •       | •           | •      | •        |
| — Sliding with mirrors (GNU)   | •       |             |        |          |
| Trailer Brake Controller (restrictions apply) (XHC)  | 0       | 0           | 0      | 0        |
| <b>UCONNECT® MULTIMEDIA</b>  |         |             |        |          |
| Speakers — Eight (RCH)   | •       | •           | •      | •        |
| — Alpine® Premium Audio System – Includes 220-amp alternator if not already equipped with 240-amp alternator (included with 8.4-inch Radio and Premium Audio Group; requires SiriusXM, <sup>(9)</sup> Remote Keyless Entry and power windows) (RC4)  | 0       | 0           | 0      | 0        |
| Uconnect 4 with 7-inch Display — Includes Apple CarPlay and Android Auto, <sup>(4)</sup> Integrated Voice Command <sup>(10)</sup> with Bluetooth, <sup>(8)</sup> and integrated centre-stack radio (UCG)   | •       | •           | •      | •        |
| Uconnect 4C NAV <sup>(8)</sup> with 8.4-inch Display — Includes HD radio, Apple CarPlay and Android Auto, <sup>(4)</sup> GPS Navigation, <sup>(9)</sup> Integrated Voice Command <sup>(10)</sup> with Bluetooth, integrated centre-stack radio and SiriusXM Guardian <sup>(5)</sup> with one-year trial subscription and Off-Road Pages (Sport S and Overland include air conditioning with Automatic Temperature Control; included with 8.4-inch Radio and Premium Audio Group) (UCQ) |         | 0           | 0      | 0        |
| Wireless Speaker — Bluetooth (requires Alpine Premium Audio System) (RSJ)  | 0       | 0           | 0      | 0        |
| <b>SAFETY &amp; SECURITY</b>   |         |             |        |          |
| Air Bags <sup>(7)</sup> — Advanced multistage driver's and front-passenger (CG3)   | •       | •           | •      | •        |
| — Supplemental front-seat-mounted side (CJ1)   | •       | •           | •      | •        |
| Child Seat Anchor System (LATCH) (CF3)   | •       | •           | •      | •        |
| Electronic Stability Control (ESC) <sup>(12)</sup> — Includes Electronic Roll Mitigation, Hill Start Assist and Trailer Sway Control (BNB/BNS/BNG/BNT)   | •       | •           | •      | •        |
| Park-Sense® Rear Park Assist <sup>(6)</sup> (included with Safety Group) (XAA)   | P       | P           | P      | P        |
| ParkView® Rear Back-Up Camera <sup>(6)</sup> (XAC)   | •       | •           | •      | •        |
| Remote Keyless Entry (GXM)   | •       | •           | •      | •        |
| Remote Proximity Keyless Entry (GXD)   |         | 0           | 0      | 0        |



JEEP® GLADIATOR STANDARD FEATURES AND OPTIONS

|   | Sport S | Overland®   | Mojave | Rubicon® |
|---|---------|-------------|--------|----------|
|   | 2TS     | 2TG/2TH/2TN | 2TD    | 2TR      |
| <b>CPOS PACKAGE</b>   |         |             |        |          |
| <b>SAFETY &amp; SECURITY</b> continued  |         |             |        |          |
| Remote Start System (included with Convenience Group and Cold Weather Group; requires Automatic transmission) (XBM)   | P       | O/P         | O/P    | O/P      |
| Security Alarm (LSA)  | •       | •           | •      | •        |
| Sentry Key® Theft Deterrent System (GXX)  | •       | •           | •      | •        |
| Tire Pressure Monitoring Display (XGM)  | •       | •           | •      | •        |
| <b>PACKAGES/EQUIPMENT GROUPS</b>  |         |             |        |          |
| 8.4-inch Radio and Premium Audio Group — Includes (400-watt inverter, 115-volt auxiliary power outlet, console bin task light, media hub with two charge-only USBs on Sport S), all models include rearview auto-dimming mirror, Alpine® Premium Audio System, Emergency/Assistance Call and Uconnect® 4C NAV <sup>(6)</sup> with 8.4-inch display (AEK)                          |         | 0           |        | 0        |
| Advanced Safety Group — Includes Auto High-Beam Headlamp Control, Full-Speed Forward Collision Warning Plus <sup>(6)</sup> , Enhanced Adaptive Cruise Control with Stop and Go <sup>(6)</sup> when equipped with 6-speed Manual transmission, and Adaptive Cruise Control with Stop and Go <sup>(6)</sup> when equipped with Automatic transmission (requires Safety Group) (ALP) | 0       | 0           | 0      | 0        |
| Auxiliary Switch Group — Includes 240-amp alternator, 700-amp maintenance-free battery and auxiliary switches (AM2)   | 0       | 0           | 0      | 0        |
| Cargo Group with Trail Rail™ System — Includes 240-amp alternator, lockable rear underseat storage, exterior 115-volt air conditioning outlet and 400-watt inverter (CMD)   | 0       | 0           | 0      | 0        |
| Cold Weather Group — Includes Remote Start System when equipped with Automatic transmission, heated steering wheel and heated front seats (ADE)   | 0       | 0           | 0      | 0        |
| Convenience Group — Includes Remote Start System when equipped with Automatic transmission and Universal Garage Door Opener <sup>(13)</sup> (ADC)   | 0       |             |        |          |
| Dual Top Group — Includes Freedom Panel storage bag, rear sliding window, three-piece hardtop and premium Black Sunrider® Soft Top (AEN)  | 0       | 0           | 0      | 0        |
| LED Headlamp and Fog Lamp Group — Includes LED headlamps, front LED fog lamps and daytime running lamps with LED accents  | 0       |             |        |          |
| LED Lighting Group — Includes LED Park turn lamps, front LED fog lamps, LED reflector headlamps, LED taillamps and daytime running lamps with LED accents (AD6)   |         | 0           | 0      | 0        |
| Max Tow Package with 4.10 Axle Ratio — Includes 240-amp alternator, Dana® M210 wide front axle, 4.10 axle ratio, Dana M220 wide rear axle, heavy-duty engine cooling, Class IV hitch receiver, moulded-in-colour fender flares and trailer hitch zoom (requires Automatic transmission) (AJQ)   | 0       |             |        |          |
| Safety Group — Includes LED taillamps, Park-Sense® Rear Park Assist <sup>(6)</sup> and Blind-Spot Monitoring and Rear Cross-Path Detection <sup>(6)</sup> (AJ1)   | 0       | 0           | 0      | 0        |
| Trailer-Tow Group — Includes 240-amp alternator, heavy-duty engine cooling, Class IV hitch receiver and trailer hitch zoom (not available with Max Tow Package with 4.10 Axle Ratio) (ABR)  | 0       | 0           | 0      | 0        |

• = Included. P = Available within Package noted. O = Optional. F = Fleet-only option.



## RAM UPFIT CENTRE

If your vehicle needs custom add-ons and equipment for your unique business, look no further than our dedicated Ram Upfit Centre. Located just steps away from the factory, the Ram Commercial Upfit Centre puts your business needs first with exceptional efficiency, versatility, innovation and reduced costs.

### BENEFITS TO YOUR BUSINESS



Minimize order-to-delivery time



One-stop shopping for all your upfit needs



Easy access to the full range of Mopar® packages



Choose upgrades and parts from the most trusted upfitters



ISO compliant and certified

### SERVICES OFFERED:

Factory completion

Mopar options installed

Ram ProMaster® fleet installations

Unique Ram truck and van packages

Vocational packages

Graphics and decals

Electrical packages

Truck boxes — dry freight and refrigeration

Liftgate and Ram installation

GPS and telematics installation

Vision and anti-collision solutions

Drivetrain (wheel and tire) solutions



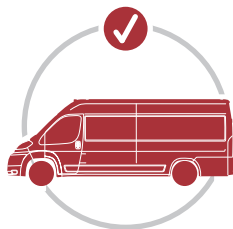
THE DOWN-LOW ON YOUR UPFIT

How does a Ram ProMaster® upfit happen? It's easier than you think.

1

SELECT YOUR UPFIT PACKAGE

It's easy. It's the same upfit you've been ordering.



2

APPLY YOUR UPFITTER SHIP-THRU CODE

Apply your upfitter ship-thru code to your order.

ADRIAN STEEL: 99777A  
AUTO TRUCK: 99783A  
FARMBRO: 99594A  
KNAPHEIDE: 99778A  
LEGGETT & PLATT: 99779A  
MIDWAY: 99776A  
RANGER: 99787A  
UTILITMASTER: 99781A



3

THE PURCHASE ORDER

Once an agreement is made, the dealership or Fleet Management Company will process the Purchase Order and send it to the Upfit Partner.



4

THE PARTS ARE SECURED

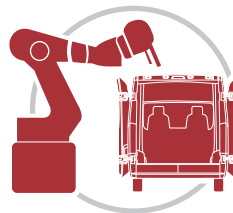
Our Upfit Partners will ensure the required parts are ready for installation at the Upfit Centre. The dedicated upfit shipping team makes parts shipping seamless, painless and ready to go when your Ram ProMaster is ready to have the upfit package.



5

YOUR BRAND-NEW RAM PROMASTER IS BORN

The globally proven, extraordinarily efficient and highly capable Ram ProMaster is carefully and precisely manufactured at the Ram ProMaster Assembly Plant.



6

A VERY SHORT TRIP

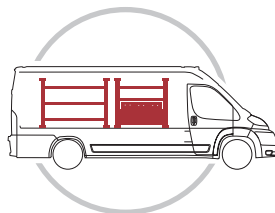
Our Ram Commercial Upfit Centre is across the street from the Ram ProMaster Assembly Plant, which means drop-off time is measured in minutes, and your vehicle will be ready to go to work for you as soon as possible.



7

THE PRECISE INSTALLATION

We run our dedicated Ram Commercial Upfit Centre with the same exceptionally high standards as we use to build FCA vehicles worldwide. The selected upfitter will collaborate with the Ram Commercial Upfit Centre to establish the correct installation process.



8

DELIVERY

Vehicle re-enters our distribution network and is shipped to the customer.



9

THE PART WHERE YOU BECOME A HAPPY CUSTOMER

Before you know it, your new Ram ProMaster, with its high-quality upfit, has arrived and is ready to go to work. And so are you!





SALES TEAM

SEDAN

MINIVANS/CROSSOVERS

SPORT UTILITY

TRUCKS/COMMERCIAL

LAW ENFORCEMENT


RAM SPECIAL PAINT COLOURS<sup>1</sup> — RAM 1500, 2500, 3500 AND CHASSIS CAB



Black (PX8)




Bright Green (P68)




Bright Red (P12)



Case IH Red (P61)



Construction Yellow (P71)



Dark Brown (P18)




Detonator Yellow (PYB)




Green Angel (P06)



Light Cream (P64)



Light Green (PGC)




Midnight Blue Pearl (PB8)




National Safety Yellow (P74)



New Holland Blue (P72)




Omaha Orange (P62)




Power Tan (P81)



Robin Egg Blue (P69)




School Bus Yellow (PL1)



Timberline Green Pearl (PGW)



True Green (P73)




Yellow (P63)

<sup>1</sup>Low-volume paint. Orders may remain in sub-firm status until the minimum build quantity of 10 is reached.





Properly secure all cargo.



Properly secure all cargo.

## 2020 RAM 1500 CLASSIC

### PRODUCT HIGHLIGHTS

The 3.6L Pentastar™ Variable Valve Timing (VVT) V6 is Canada's Best-Selling Engine<sup>(25)</sup>

The 5.7L HEMI® V8 is Canada's Best-Selling V8 Engine<sup>(26)</sup>

Class-Exclusive<sup>(30)</sup>:

- Multilink coil spring rear suspension
- RamBox® Cargo Management System

Powerful, fuel-efficient and Award-Winning engines:

- 3.6L Pentastar VVT V6
- Legendary 5.7L HEMI V8

Three-time "Canadian Truck King Challenge" winner (2014, 2016 and 2017)

Towing Capacity up to 4884 kg (10,680 lb)

### SAFETY & SECURITY

Advanced multistage driver's and front-passenger air bags,<sup>(7)</sup> front-seat-mounted side air bags<sup>(7)</sup> and supplemental side-curtain air bags<sup>(7)</sup> for front and rear — Standard

Electronic Stability Control (ESC)<sup>(12)</sup> system with:

- All-Speed Traction Control
- Antilock Brake System
- Hill Start Assist
- Rain Brake Support
- Ready Alert Braking
- Trailer Sway Control

Park-Sense® Rear Park Assist<sup>(6)</sup> — Available

ParkView® Rear Back-Up Camera<sup>(9)</sup> with view-at-speed capability

| ENGINES               | HORSEPOWER | TORQUE |
|-----------------------|------------|--------|
| 3.6L Pentastar VVT V6 | 305        | 269    |
| 5.7L HEMI VVT V8      | 395        | 410    |



SALES TEAM

SEDAN

MINIVANS/CROSSOVERS

SPORT UTILITY

TRUCKS/COMMERCIAL

LAW ENFORCEMENT

| EXTERIOR DIMENSIONS, mm (in)         |                         |                         |                         |                         |                         |
|--------------------------------------|-------------------------|-------------------------|-------------------------|-------------------------|-------------------------|
|                                      | Regular Cab             |                         | Quad Cab®               | Crew Cab                |                         |
|                                      | 6'4" Box                | 8' Box                  | 6'4" Box                | 5'7" Box                | 6'4" Box                |
| Wheelbase                            | 3061 (120.5)            | 3569 (140.5)            | 3569 (140.5)            | 3569 (140.5)            | 3797 (149.5)            |
| Overall Length                       | 5309 (209)              | 5867 (231)              | 5817 (229)              | 5817 (229)              | 6043 (237.9)            |
| Overall Height (empty) 4x2/4x4       | 1894 (74.6)/1910 (75.2) | 1889 (74.4)/1906 (75)   | 1960 (77.2)/1975 (77.5) | 1954 (76.9)/1968 (77.5) | 1951 (76.8)/1965 (77.4) |
| Overall Body Width (without mirrors) | 2017 (79.4)             | 2017 (79.4)             | 2017 (79.4)             | 2018 (79.4)             | 2018 (79.4)             |
| Track — Front 4x2/4x4                | 1728 (68)/1732 (68.2)   | 1728 (68)/1732 (68.2)   | 1729 (68)/1732 (68.2)   | 1727 (68)/1732 (68.2)   | 1727 (68)/1732 (68.2)   |
| Track — Rear 4x2/4x4                 | 1715 (67.5)/1715 (67.5) | 1715 (67.5)/1715 (67.5) | 1715 (67.5)/1715 (67.5) | 1715 (67.5)/1715 (67.5) | 1715 (67.5)/1715 (67.5) |
| Turning Diameter 4x2/4x4             | 12 (39.5)/12.1 (39.8)   | 13.7 (45.1)/13.8 (45.4) | 13.7 (45.1)/13.8 (45.4) | 12 (39.5)/12.1 (39.8)   | 13.7 (45.1)/13.8 (45.4) |
| Bed Length (at floor)                | 1939 (76.3)             | 2497 (98.3)             | 1939 (76.3)             | 1712 (67.4)             | 1939 (76.3)             |
| Bed Height                           | 511 (20.1)              | 513 (20.2)              | 511 (20.1)              | 509 (20)                | 511 (20.1)              |
| Bed Width at Wall                    | 1687 (66.4)             | 1687 (66.4)             | 1687 (66.4)             | 1687 (66.4)             | 1687 (66.4)             |
| Bed Width at Wheelhousings           | 1295 (51)               | 1295 (51)               | 1295 (51)               | 1295 (51)               | 1295 (51)               |

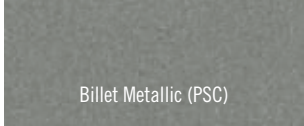

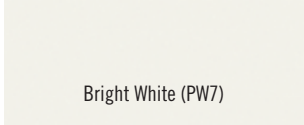
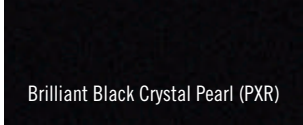
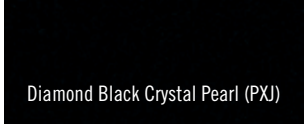




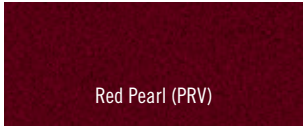
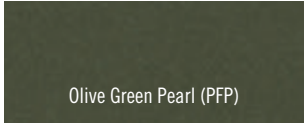

| INTERIOR DIMENSIONS, mm (in)     |                 |                         |                         |
|----------------------------------|-----------------|-------------------------|-------------------------|
|                                  | Regular Cab     | Quad Cab                | Crew Cab                |
| Headroom (Front/Rear)            | 1014 (39.9)/N/A | 1041 (41)/1008 (39.7)   | 1041 (41)/1014 (39.9)   |
| Legroom (Front/Rear)             | 1041 (41)/N/A   | 1041 (41)/881 (34.7)    | 1041 (41)/1023 (40.3)   |
| Shoulder Room (Front/Rear)       | 1676 (66)/N/A   | 1676 (66)/1669 (65.7)   | 1676 (66)/1669 (65.7)   |
| Hip Room (Front/Rear)            | 1599 (62.9)/N/A | 1605 (63.2)/1598 (62.9) | 1605 (63.2)/1605 (63.2) |
| Total Interior Volume, L (cu ft) | 1770 (62.5)     | 3302 (116.6)            | 3548 (125.3)            |
| Seating Capacity                 | 3               | 6                       | 6                       |

| VOLUMES & CAPACITIES, mm (in)      |                       |                       |                       |
|------------------------------------|-----------------------|-----------------------|-----------------------|
|                                    | 5'7" Box              | 6'4" Box              | 8' Box                |
| Number of Stake Pockets (per side) | 2                     | 2                     | 3                     |
| Back of Cab to Pickup Box          | 25.4 (1)              | 15.2 (0.6)            | 12.7 (0.5)            |
| Maximum Length at Floor            | 1712 (67.4)           | 1938 (76.3)           | 2496.8 (98.3)         |
| Open Tailgate Length               | 510.5 (20.1)          | 510.5 (20.1)          | 510.5 (20.1)          |
| Depth of Box                       | 510.5 (20.1)          | 510.5 (20.1)          | 510.5 (20.1)          |
| Box Floor to Top of Cab            | 1104.9 (43.5)         | 1107.4 (43.6)         | 1097.3 (43.2)         |
| Back of Cab to Centre of Rear Axle | 718.8 (28.3)          | 937.3 (36.9)          | 1440.2 (56.7)         |
| Cargo Volume, L (cu ft)            | 1277.6 (50.3)         | 1460.5 (57.5)         | 1897.4 (74.7)         |
| Width (between wheelhousings)      | 1295.4 (51)           | 1295.4 (51)           | 1295.4 (51)           |
| Stake Pocket Size                  | 70 x 45.7 (2.4 x 1.8) | 70 x 45.7 (2.4 x 1.8) | 70 x 45.7 (2.4 x 1.8) |
| Maximum Width Wall-to-Wall         | 1686.6 (66.4)         | 1686.6 (66.4)         | 1686.6 (66.4)         |

| TOWING, kg (lb) |               |
|-----------------|---------------|
| Maximum         | 4884 (10,680) |

| FUEL ECONOMY, L/100 km (mpg)                               |  |
|--|--|
| 2020 Fuel Economy  | City/Highway                           |
| — 3.6L Pentastar™ Variable Valve Timing (VVT) V6 (4x2/4x4) | 13.9 (20)/9.6 (29)/14.5 (19)/10.2 (28) |
| — 5.7L HEMI® VVT V8 (4x2/4x4)                              | 15.7 (18)/11 (26)/16.2 (17)/11.6 (24)  |

EXTERIOR PAINT COLOURS

|  |   |
|--|---|
|  Billet Metallic (PSC)              |  Hydro Blue (PB1)                    |
|  Bright White (PW7)                 |  Brilliant Black Crystal Pearl (PXR) |
|  Diamond Black Crystal Pearl (PXJ) |  Flame Red (PR4)                    |
|  Granite Crystal Metallic (PAU)   |  Maximum Steel Metallic (PAR)      |
|  Patriot Blue Metallic (PPX)      |  Red Pearl (PRV)                   |
|  Olive Green Pearl (PPF)          |  Walnut Brown Metallic (PUW)       |



SALES TEAM

SEDAN

MINIVANS/CROSSOVERS

SPORT UTILITY

TRUCKS/COMMERCIAL

LAW ENFORCEMENT

| 2020 RAM 1500 CLASSIC STANDARD FEATURES AND OPTIONS  | ST  | SXT Plus | Express® | Wheel & Sound Group | Express Blackout | Night Edition | SLT | Warlock |
|--|-----|----------|----------|---------------------|------------------|---------------|-----|---------|
| CPOS PACKAGE   | 2TB | 2TA      | 2TJ      | 2TG                 | 2TF              |               |     |         |
| <b>ENGINES/TRANSMISSIONS</b>   |     |          |          |                     |                  |               |     |         |
| 3.6L Pentastar™ V6 with Variable Valve Timing (VVT) / 8-speed Automatic  | •   | •        | •        | •                   | •                | •             | •   | •       |
| 5.7L HEMI® V8 with VVT and FuelSaver/Multi-Displacement System (MDS) Technology / 8-speed Automatic                          | 0   | 0        | 0        | 0                   | 0                | 0             | 0   | 0       |
| <b>MECHANICAL FEATURES</b>   |     |          |          |                     |                  |               |     |         |
| Active Grille Shutters (included with 8-speed Automatic transmission)  | P   | P        | P        | P                   | P                | P             | P   |         |
| Alternator — 160-amp   | •   | •        | •        | •                   | •                | •             | •   | •       |
| Axle — 3.21 ratio  | •   | •        | •        | •                   | •                | •             | •   | •       |
| — 3.55 ratio   | 0   | 0        | 0        | 0                   | 0                | 0             | 0   | 0       |
| — 3.92 ratio (5.7L HEMI V8 only)   | 0   | 0        | 0        | 0                   | 0                | 0             | 0   | 0       |
| — Antispin rear differential   | 0   | 0        | 0        | 0                   | 0                | 0             | 0   | 0       |
| Battery — 730-amp  | •   | •        | •        | •                   | •                | •             | •   | •       |
| Engine Cooling — Heavy-duty (included with 5.7L HEMI V8)   | P   | P        | P        | P                   | P                | P             | P   | P       |
| Fuel Tank — 98-litre (26-gallon)   | •   | •        | •        | •                   | •                | •             | •   | •       |
| — 121-litre (32-gallon) (included with 8'-box model; not available with Regular Cab short-box models)                        | 0/P | 0/P      | 0/P      | 0/P                 | 0/P              | 0/P           | 0/P | 0       |
| Shock Absorbers — Front, heavy-duty  | •   | •        | •        | •                   | •                | •             | •   | •       |
| — Rear, heavy-duty   | •   | •        | •        | •                   | •                | •             | •   | •       |
| — Rear, extra heavy-duty   |     |          |          |                     |                  |               |     | •       |
| Stabilizer Bar — Front   | •   | •        | •        | •                   | •                | •             | •   | •       |
| — Rear (not available on Regular Cab 4x2 8'-box models; included with 3.6L Pentastar V6 on Regular Cab 4x2 6' 4"-box models) | •   | •        | •        | •                   | •                | •             | •   | •       |
| Suspension — Front, upper and lower A-arms, coil springs, twin-tube shocks   | •   | •        | •        | •                   | •                | •             | •   | •       |
| — Rear, five-link, coil springs, twin-tube shocks  | •   | •        | •        | •                   | •                | •             | •   | •       |
| Trailer Hitch — Class IV hitch receiver  | 0   | 0        | 0        | 0                   | 0                | 0             | 0   | 0       |
| Transfer Case — Electronic part-time shift-on-the-fly (4x4 models only)  | •   | •        | •        | •                   | •                | •             | •   | •       |
| <b>EXTERIOR FEATURES</b>   |     |          |          |                     |                  |               |     |         |
| Bed Lighting System — LED (included with RamBox® Cargo Management System and Luxury Group)                                   | 0/P | 0/P      | 0/P      | 0/P                 | 0/P              | 0/P           | P   | P       |
| Bedliner — Spray-in  | 0   | 0        | 0        | 0                   | 0                | 0             | 0   | 0       |
| Bumpers — Front and rear, Black  | •   |          |          |                     |                  |               |     |         |
| — Front and rear, Chrome   |     | •        |          |                     |                  |               | •   |         |
| — Front and rear, body-colour  |     |          | •        | •                   | •                | •             |     |         |
| — Front and rear, Black powder-coated  |     |          |          |                     |                  |               |     | •       |
| Door Handles — Black   | •   | •        | •        | •                   | •                | •             |     | •       |
| — Body-colour  |     |          |          |                     |                  |               | •   |         |
| Exhaust — Single rear (included with 3.6L Pentastar V6)  | P   | P        | P        | P                   | P                | P             | P   |         |
| — Dual rear (included with SXT Plus, Wheel & Sound Group, Express Blackout, Night Edition and SLT Plus Décor Group)          | P   | P        | P        | P                   | P                | P             | P   | P       |
| Fascia — Front upper, Black (included with low-volume paint colours)   | •   |          |          |                     |                  |               |     |         |
| — Front upper, body-colour   | P   | •        |          |                     |                  |               | •   |         |
| — Front full, body-colour  |     |          | •        | •                   | •                | •             |     |         |



SALES TEAM

SEDAN

MINIVANS/CROSSOVERS

SPORT UTILITY

TRUCKS/COMMERCIAL

LAW ENFORCEMENT

| 2020 RAM 1500 CLASSIC STANDARD FEATURES AND OPTIONS  | ST  | SXT Plus | Express® | Wheel & Sound Group | Express Blackout | Night Edition | SLT | Warlock |
|--|-----|----------|----------|---------------------|------------------|---------------|-----|---------|
| CPOS PACKAGE   | 2TB | 2TA      | 2TJ      | 2TG                 | 2TF              |               |     |         |
| <b>EXTERIOR FEATURES</b> continued   |     |          |          |                     |                  |               |     |         |
| Fog Lamps  |     | •        | •        | •                   | •                | •             | P   |         |
| — LED  |     |          |          |                     |                  |               |     | •       |
| Grille — Black with Black inserts  | •   |          |          |                     |                  | •             |     |         |
| — Chrome with Black inserts  |     | •        |          |                     |                  |               | •   |         |
| — Body-colour surround, Black inserts  |     |          | •        | •                   | •                |               |     |         |
| — Black with “RAM” lettering   |     |          |          |                     |                  |               |     | •       |
| Headlamps/Taillamps — Automatic  | •   | •        | •        | •                   | •                | •             | •   | •       |
| — Daytime running lamps  | •   | •        | •        | •                   | •                | •             | •   | •       |
| — Quad-halogen with incandescent taillamps   | •   | •        | •        | •                   |                  |               | •   |         |
| — Quad-halogen with Black bezels and incandescent taillamps  |     |          |          |                     | •                | •             |     |         |
| — Bi-functional projector headlamps with Black bezels/Sport LED taillamps  |     |          |          |                     |                  |               |     | •       |
| Mirrors — Manual, Black, 6x9-inch (standard on Regular Cab)  | •   |          | •        |                     | •                |               |     |         |
| — Power, heated, manual-folding, Black, 6x9-inch (standard on all Quad Cab® and Crew Cab models; included with Power and Remote Entry Group)   | •/P | •/P      | •/P      | •/P                 | •/P              | •/P           | •/P | •       |
| — Manual-folding trailer-tow, Black, 7x11-inch (included with Trailer-Tow Mirrors and Brake Group; Regular Cab only)   | 0/P | 0        | 0        | 0                   | 0                | 0             |     |         |
| — Power, heated, auto-dimming, power-folding, Black, 6x9-inch; include courtesy lamps and supplemental turn signals (included with Luxury Group)   |     |          |          |                     |                  |               | P   | P       |
| — Power trailer-tow, manual-folding, Black, 7x11-inch; include courtesy lamps and supplemental turn signals (included with Trailer-Tow Mirrors and Brake Group)  | 0/P | P        | P        | P                   | P                | P             | P   | 0/P     |
| RamBox® Cargo Management System — Includes pickup box with integrated bins which are weatherproof, lockable and drainable, bed rails, four adjustable cleats, dual-purpose bed divider/extender and LED bed lighting system (5' 7"- and 6' 4"-box models only) | 0   | 0        | 0        | 0                   | 0                | 0             | 0   | 0       |
| Side Steps — Tubular, cab-length, Black  | 0   | 0        | 0        | 0                   | 0                | 0             | 0   | 0       |
| — Tubular, wheel-to-wheel, chrome  | 0   | 0        | 0        | 0                   | 0                | 0             | 0   |         |
| Skid Plate — Front suspension (included with Protection Group; 4x4 models only)  | P   | P        |          |                     |                  |               | P   | P       |
| — Transfer case (included with Protection Group; 4x4 models only)  | P   | P        |          |                     |                  |               | P   | P       |
| Sport Performance Hood   |     |          |          | 0                   | 0                | 0             | 0   | •       |
| Tonneau Cover — Soft, tri-fold   | 0   | 0        | 0        | 0                   | 0                | 0             | 0   | 0       |
| Tow Hooks (included with Protection Group)   | P   | P        |          |                     |                  |               | P   | •       |
| <b>INTERIOR FEATURES</b>   |     |          |          |                     |                  |               |     |         |
| Air Conditioning — Manual  | •   | •        | •        | •                   | •                |               | •   | •       |
| — Dual-Zone Automatic Temperature Control (included with 8.4-inch multimedia centre)   |     |          | P        | P                   | P                | •             | P   | P       |
| Console — Full-size floor (included with front bucket seats)   |     |          |          |                     |                  |               | P   | P       |
| — Overhead (included with Uconnect® 3 multimedia centre)   | P   | P        | P        | P                   | P                |               | P   | •       |
| Floor Mats — Front/rear carpeted (included with Popular Equipment Group; front only on SLT models)   | P   | •        | •        |                     |                  | •             | 0   | •       |
| — Front/rear, rubber   | 0   | 0        | 0        |                     |                  | 0             | 0   | 0       |
| In-Cluster Display Centre — 3.5-inch display screen  | •   | •        | •        | •                   | •                | •             | •   |         |
| — 7-inch, full-colour, customizable  |     | P        |          | P                   | P                | P             | P   | •       |



SALES TEAM

SEDAN

MINIVANS/CROSSOVERS

SPORT UTILITY

TRUCKS/COMMERCIAL

LAW ENFORCEMENT

| 2020 RAM 1500 CLASSIC STANDARD FEATURES AND OPTIONS   | ST  | SXT Plus | Express® | Wheel & Sound Group | Express Blackout | Night Edition | SLT | Warlock |
|---|-----|----------|----------|---------------------|------------------|---------------|-----|---------|
| CPOS PACKAGE  | 2TB | 2TA      | 2TJ      | 2TG                 | 2TF              |               |     |         |
| <b>INTERIOR FEATURES</b> continued  |     |          |          |                     |                  |               |     |         |
| Load Floor — Rear fold-flat (Quad Cab® and Crew Cab models only; included with premium cloth seats)   |     |          |          |                     |                  |               | P   | P       |
| Seats — Manual-adjusting driver's and front-passenger   | •   | •        | •        | •                   | •                | •             | •   | •       |
| — Power 10-way driver's (included with premium cloth seats)   |     |          |          |                     |                  |               | P   | P       |
| — Power two-way lumbar adjust (driver's seat only; included with premium cloth seats)   |     |          |          |                     |                  |               | P   | P       |
| — Heated driver's and front-passenger; includes heated steering wheel (included with Heated Seats and Wheel Group and Sub Zero Package)   |     | P        |          | P                   | P                | P             | P   | P       |
| — Vinyl 40/20/40 split-bench front seat with folding front armrest / cup holder, floor-mounted storage tray on Crew Cab   | •   | 0        |          |                     |                  |               |     |         |
| — Cloth 40/20/40 split-bench front seat, front armrest with cup holder (included with Popular Equipment Group and Wheel & Sound Group)  | P   | •        | P        | •                   | P                | •             | •   | •       |
| — Premium cloth 40/20/40 split-bench front seat, front armrest with cup holder, power 10-way driver's seat, power lumbar adjust, front centre-seat cushion storage, 115-volt auxiliary power outlet |     | P        |          | P                   | P                | P             | 0   | 0       |
| — Premium cloth low-back bucket seats, power 10-way driver's seat, power lumbar adjust, full-length floor console, 115-volt auxiliary power outlet  |     |          |          |                     |                  |               | 0   | 0       |
| Steering Wheel — Urethane   | •   | •        | •        | •                   | •                | •             | •   | •       |
| — Leather-wrapped with audio and cruise controls  |     | P        |          | P                   | P                | P             | P   | P       |
| — Heated  |     | P        |          | P                   | P                | P             | P   | P       |
| Storage — Front centre-seat cushion (included with premium cloth bench seats)   |     |          |          |                     |                  |               | P   | P       |
| — Front, behind-the-seats (Regular Cab only)  | •   | •        | •        | •                   | •                | •             | •   | •       |
| — Rear, two in-floor bins, with removable liners (Crew Cab only)  | 0   | 0        | 0        | 0                   | 0                | 0             | 0   | 0       |
| — Rear, underseat compartment (Quad Cab and Crew Cab models only)   | •   | •        | •        | •                   | •                | •             | •   | •       |
| Sunroof — Power (Quad Cab and Crew Cab models only)   |     |          |          |                     |                  |               | 0   | 0       |
| Windows — Manual (Regular Cab only)   | •   | •        | •        | •                   | •                | •             |     |         |
| — Power front with driver's one-touch down (Regular Cab only; included with Power and Remote Entry Group)   | P   | P        | P        | P                   | P                | P             | •   |         |
| — Power front and rear with driver's one-touch up and down (Quad Cab and Crew Cab models only)  | •   | •        | •        | •                   | •                | •             | •   | •       |
| — Rear fixed (standard on Regular Cab models)   | •   | •        | •        | •                   | •                | •             | •   |         |
| — Rear sliding (Regular Cab models only; standard on SLT Quad Cab and Crew Cab, and optional on Regular Cab)  | 0   | 0        | 0        | 0                   | 0                | 0             | •/0 | •       |
| — Rear power-sliding (Quad Cab and Crew Cab models only)  |     |          |          |                     |                  |               | 0   | 0       |
| — Rear defroster (with power-sliding rear window only)  |     |          |          |                     |                  |               | 0   | 0       |
| <b>UCONNECT® MULTIMEDIA</b>   |     |          |          |                     |                  |               |     |         |
| Android Auto™ capability <sup>(4)</sup> (included with 8.4-inch multimedia centres)   |     | P        |          | P                   | P                | •             | P   | P       |
| Apple CarPlay integration <sup>(4)</sup> (included with 8.4-inch multimedia centres)  |     | P        |          | P                   | P                | •             | P   | P       |
| Connectivity — Auxiliary input jack for mobile devices  | •   | •        | •        | •                   | •                | •             | •   | •       |
| — USB 1.5-amp fully functioning port  | •   | •        | •        | •                   | •                | •             | •   | •       |
| — USB 2.5-amp charging-only port (included with cloth seats and Uconnect 3 multimedia centre)   |     | •        | P        | •                   | •                | •             | •   | •       |
| Hands-Free Communication <sup>(10)</sup> with Bluetooth® Streaming Audio (included with Uconnect 3.0, 3, 4C and 4C NAV <sup>(8)</sup> multimedia centres)   | P   | •        | •        | •                   | •                | •             | •   | •       |
| Multimedia Centres — Radio 3.0 AM/FM  | •   | •        | •        |                     |                  |               |     |         |
| — Uconnect 3.0 AM/FM/Bluetooth with hands-free communication <sup>(10)</sup>  | 0/P | 0        | 0        |                     |                  |               |     |         |



SALES TEAM

SEDAN

MINIVANS/CROSSOVERS

SPORT UTILITY

TRUCKS/COMMERCIAL

LAW ENFORCEMENT

| 2020 RAM 1500 CLASSIC STANDARD FEATURES AND OPTIONS  | ST  | SXT Plus | Express® | Wheel & Sound Group | Express Blackout | Night Edition | SLT | Warlock |
|--|-----|----------|----------|---------------------|------------------|---------------|-----|---------|
| CPOS PACKAGE   | 2TB | 2TA      | 2TJ      | 2TG                 | 2TF              |               |     |         |
| <b>UCONNECT® MULTIMEDIA</b> continued  |     |          |          |                     |                  |               |     |         |
| — Uconnect 3 with 5-inch touchscreen; AM/FM/Bluetooth® (included with Wheel & Sound Group)   | 0   | 0/P      | 0/P      | •                   | •                |               | •   | •       |
| — Uconnect 4C with 8.4-inch touchscreen; AM/FM/Bluetooth (included with Electronics Convenience Group)   |     | 0        |          | 0                   | 0                | •             | 0   | 0       |
| — Uconnect 4C NAV® with 8.4-inch touchscreen; AM/FM/Bluetooth/NAV®   |     |          |          |                     |                  |               | 0   | 0       |
| Radio Controls — Steering wheel-mounted audio controls (included with leather-wrapped steering wheel)  |     | P        |          | P                   | P                | P             | 0   | •       |
| Single-Disc CD Player  | 0   | 0        | 0        | 0                   | 0                | 0             | 0   |         |
| SiriusXM Guardian with One-Year Trial Subscription <sup>(5)</sup> (included with Uconnect 4C and 4C NAV® multimedia centres)   |     | P        |          | P                   | P                | P             | P   | P       |
| SiriusXM with One-Year Trial Subscription <sup>(9)</sup> (included with Popular Equipment Group)   | 0/P | •        | 0/P      | •                   | •                | •             | •   | •       |
| SiriusXM Traffic Plus with Five-Year Trial Subscription <sup>(19)</sup> (included with Uconnect 4C NAV® multimedia centre)   |     | P        |          | P                   | P                | P             | P   | P       |
| SiriusXM Travel Link with Five-Year Trial Subscription <sup>(19)</sup> (included with Uconnect 4C NAV® multimedia centre)  |     | P        |          | P                   | P                | P             | P   | P       |
| Speaker System — Six, standard   | •   | •        | •        | •                   | •                | •             | •   | •       |
| — 10 Alpine® speakers, including a subwoofer (Quad Cab® and Crew Cab models only)  |     |          |          |                     |                  |               | 0   | 0       |
| <b>SAFETY AND SECURITY</b>   |     |          |          |                     |                  |               |     |         |
| Air Bags <sup>(7)</sup> — Advanced multistage front  | •   | •        | •        | •                   | •                | •             | •   | •       |
| — Supplemental side-curtain  | •   | •        | •        | •                   | •                | •             | •   | •       |
| — Supplemental front-seat side-mounted   | •   | •        | •        | •                   | •                | •             | •   | •       |
| Brakes — Four-wheel antilock disc  | •   | •        | •        | •                   | •                | •             | •   | •       |
| Electronic Stability Control (ESC) <sup>(12)</sup> — Includes Brake Assist, All-Speed Traction Control, Rain Brake Support, Ready Alert Braking, Electronic Roll Mitigation, Hill Start Assist and Trailer Sway Control  |     | •        | •        | •                   | •                | •             | •   | •       |
| ParkView® Rear Back-Up Camera <sup>(6)</sup> — With Dynamic Grid Lines (grid lines not available with Radio 3.0 or Uconnect 3.0 multimedia centres)  | •   | •        | •        | •                   | •                | •             | •   | •       |
| Remote Keyless Entry — Controls for power door locks, tailgate and RamBox® Cargo Management System (when equipped), illuminated entry system and panic alarm; includes two transmitters (included with Popular Equipment Group, Wheel & Sound Group and Power and Remote Entry Group)  | P   | •        | •        | •                   | •                | •             | •   | •       |
| Remote Start System  |     | P        |          | P                   | P                | P             | P   | P       |
| Security Alarm   |     | P        |          | P                   | P                | P             | P   | P       |
| Trailer Brake Controller — Fully integrated electronic (included with Trailer-Tow Mirrors and Brake Group)   | 0/P | 0/P      | 0/P      | 0/P                 | 0/P              | 0/P           | 0/P | 0/P     |
| <b>PACKAGES/EQUIPMENT GROUPS</b>   |     |          |          |                     |                  |               |     |         |
| Black Appearance Package — Includes Black door handles, Black exterior badging, Black headlamp bezels, body-colour front and rear bumpers, Black grille, 20-inch Semi-Gloss Black aluminum wheels and Diamond Black Crystal Pearl exterior paint   |     |          |          |                     |                  |               | 0   |         |
| Electronics Convenience Group — Includes overhead console, Dual-Zone Automatic Temperature Control, premium cluster with 7-inch Thin Film Transistor colour Driver Information Display and Uconnect 4C with 8.4-inch touchscreen   | 0   | 0        | 0        |                     | 0                | 0             |     | 0       |
| Heated Seats and Wheel Group — Includes heated seats and heated steering wheel (requires premium cloth seats)  |     |          |          |                     |                  |               | 0   | 0       |
| Luxury Group — Includes LED bed lighting system, switchable dome lamp, ashtray lamp, glove box lamp, underhood lamp, illuminated vanity mirror, auto day/night mirror, exterior mirrors with signal and puddle lamps, overhead console with Universal Garage Door Opener, <sup>(13)</sup> leather-wrapped steering wheel and full-colour 7-inch Driver Information Display |     |          |          |                     |                  |               | 0   | S       |
| Popular Equipment Group — Includes cloth 40/20/40 split-bench seat, carpeted flooring, remote keyless entry, floor mats and SiriusXM <sup>(9)</sup>  | 0   |          | 0        |                     |                  |               |     |         |
| Power and Remote Entry Group — Includes premium vinyl door trim, remote keyless entry, manual-folding foldaway Black power, heated mirrors, power windows with front one-touch down and power door locks (Regular Cab only)  | 0   |          | 0        |                     | 0                | 0             |     |         |



SALES TEAM

SEDAN

MINIVANS/CROSSOVERS

SPORT UTILITY

TRUCKS/COMMERCIAL

LAW ENFORCEMENT

| 2020 RAM 1500 CLASSIC STANDARD FEATURES AND OPTIONS  | ST  | SXT Plus | Express® | Wheel & Sound Group | Express Blackout | Night Edition | SLT | Warlock |
|--|-----|----------|----------|---------------------|------------------|---------------|-----|---------|
| CPOS PACKAGE   | 2TB | 2TA      | 2TJ      | 2TG                 | 2TF              |               |     |         |
| <b>PACKAGES/EQUIPMENT GROUPS</b> continued   |     |          |          |                     |                  |               |     |         |
| Protection Group — Includes tow hooks, front suspension skid plates and transfer case skid plates (4x4 models only)  | 0   | 0        |          |                     |                  |               | 0   | 0       |
| Remote Start System and Security Alarm Group — Includes Remote Start System and security alarm   | 0   | P        |          | P                   | P                | P             | 0   | 0       |
| SLT Plus Décor Group — Includes front fog lamps, full-size temporary spare tire, 20-inch aluminum wheels, dual rear exhaust with bright tips and bright grille   |     |          |          |                     |                  |               | 0   |         |
| Sub Zero Package — Available with all engine configurations, for 4x4 Quad Cab® and Crew Cab models only. Includes heated premium 40/20/40 front split-bench seat in Diesel Grey, power driver's seat with power lumbar adjust, leather-wrapped heated steering wheel, Uconnect® 3 with 5-inch touchscreen (including hands-free communication <sup>(10)</sup> and SiriusXM with one-year trial subscription <sup>(9)</sup> ) and 115-volt power outlet |     | 0        |          | 0                   | 0                | 0             |     |         |
| Trailer-Tow Mirrors and Brake Group — Includes electronic Trailer Brake Controller, Class IV hitch receiver and 7x11-inch trailer-tow mirrors  | 0   | 0        | 0        | 0                   | 0                | 0             | 0   | 0       |

• = Included. P = Available within Package noted. 0 = Optional. F = Fleet-only option.



## RAM 1500 DT

### PRODUCT HIGHLIGHTS

5.7L HEMI® V8 with available eTorque delivers 395 hp and 410 lb-ft of torque and adds up to 130 lb-ft of launch torque

Best-in-Class rear-seat legroom<sup>(27)</sup>

Class-Exclusive Uconnect® 4C NAV<sup>(8)</sup> multimedia centre<sup>(28)</sup> with Largest-in-Class 12-inch touchscreen<sup>(28)</sup>

Best-in-Class diesel towing and torque<sup>(29)</sup>

The Most Capable Ram 1500 Ever — Up to 1043-kg (2300-lb) payload and Best-in-Class Standard V8 towing up to 5783 kg (12,750 lb)<sup>(29)</sup>

Superior suspension systems with Class-Exclusive Active Level™ Four-Corner Air Suspension System<sup>(30)</sup> and Class-Exclusive multilink coil spring rear suspension system.<sup>(30)</sup> The Strongest Ram 1500 Ever, with extensive use of high-strength steel in the frame, cab and box

Up to five USB ports, including fast-charging Type-C USB ports

### SAFETY & SECURITY

Advanced multistage driver's and front-passenger front air bags,<sup>(7)</sup> front-seat-mounted side air bags and supplemental side-curtain air bags for front and rear

Over 100 standard and available safety and security features including advanced safety features:

- Adaptive Cruise Control with Stop and Go<sup>(6)</sup>
- Blind-Spot Monitoring and Rear Cross-Path Detection and Trailer Detection<sup>(6)</sup>
- Full-Speed Forward Collision Warning Plus with Active Braking<sup>(6)</sup>
- Parallel and Perpendicular Park Assist<sup>(6)</sup>
- 360° Surround-View Camera<sup>(6)</sup>



| ENGINES  | HORSEPOWER | TORQUE |
|--|------------|--------|
| 3.6L Pentastar™ Variable Valve Timing (VVT) V6 eTorque | 305        | 269    |
| 3.0L EcoDiesel V6                                      | 260        | 480    |
| 5.7L HEMI V8   | 395        | 410    |
| 5.7L HEMI V8 with eTorque                              | 395        | 410    |



| EXTERIOR DIMENSIONS, mm (in)                     |                          |                          |                          |                          |                          |                          |
|--|--------------------------|--------------------------|--------------------------|--------------------------|--------------------------|--------------------------|
| Model  | Quad Cab®                |                          | Crew Cab                 |                          |                          |                          |
|  | 2WD                      | 4WD                      | 2WD                      |                          | 4WD                      |                          |
| Box Length                                       | 6'4"                     | 6'4"                     | 5'7"                     | 6'4"                     | 5'7"                     | 6'4"                     |
| Wheelbase (nominal)                              | 3569 (140.5)             | 3569 (140.5)             | 3672 (144.6)             | 3898 (153.5)             | 3672 (144.6)             | 3898 (153.5)             |
| Track, Front                                     | 1741 (68.5)              | 1741 (68.5)              | 1741 (68.5)              | 1741 (68.5)              | 1741 (68.5)              | 1741 (68.5)              |
| Track, Rear                                      | 1729 (68.1)              | 1729 (68.1)              | 1729 (68.1)              | 1729 (68.1)              | 1729 (68.1)              | 1729 (68.1)              |
| Overall Length                                   | 5814 (228.9)             | 5814 (228.9)             | 5916 (232.9)             | 6142 (241.8)             | 5916 (232.9)             | 6142 (241.8)             |
| Overall Width                                    | 2084 (82.1)              | 2084 (82.1)              | 2084 (82.1)              | 2084 (82.1)              | 2084 (82.1)              | 2084 (82.1)              |
| Overall Height                                   | 1971 (77.6)              | 1973 (77.7)              | 1968 (77.5)              | 1966 (77.4)              | 1971 (77.6)              | 1968 (77.5)              |
| Axle (Front / Rear)                              | 199 (7.8) /<br>221 (8.7) | 208 (8.2) /<br>221 (8.7) | 199 (7.8) /<br>220 (8.6) | 199 (7.8) /<br>220 (8.7) | 209 (8.2) /<br>220 (8.7) | 207 (8.1) /<br>220 (8.6) |
| Open Tailgate to Ground                          | 979 (34.6)               | 875 (34.4)               | 877 (34.5)               | 875 (34.4)               | 872 (34.3)               | 871 (34.3)               |
| Pickup Body Height                               | 545 (21.4)               | 545 (21.4)               | 543 (21.4)               | 545 (21.4)               | 543 (21.4)               | 545 (21.4)               |
| Approach Angle, degrees                          | 18.1                     | 18.9                     | 18                       | 18.1                     | 19                       | 18.9                     |
| Departure Angle, degrees                         | 25.2                     | 25                       | 25.1                     | 25                       | 24.9                     | 24.9                     |
| Ramp Breakover Angle without Skid Plate, degrees | 19.5                     | 19.9                     | 19                       | 18.4                     | 19.5                     | 18.7                     |
| Ground Clearance without Skid Plate              | 213 (8.4)                | 221 (8.7)                | 211 (8.3)                | 212 (8.3)                | 222 (8.7)                | 220 (8.6)                |

| INTERIOR DIMENSIONS, mm (in)               |                         |                         |
|--|-------------------------|-------------------------|
|  | Quad Cab                | Crew Cab                |
| Headroom (Front/Rear)                      | 1038 (40.9)/995 (39.2)  | 1038 (40.9)/1011 (39.8) |
| Legroom (Front/Rear)                       | 1040 (40.9)/903 (35.6)  | 1040 (40.9)/1147 (45.2) |
| Shoulder Room (Front/Rear)                 | 1676 (66)/1668 (65.7)   | 1676 (66)/1670 (65.7)   |
| Hip Room (Front/Rear)                      | 1610 (63.4)/1610 (63.4) | 1610 (63.4)/1610 (63.4) |
| Seat Travel                                | 220 (8.7)               | 220 (8.7)               |
| Interior Volume (Front/Rear; cu m (cu ft)) | 1.8 (63.9)/1.5 (53.3)   | 1.8 (63.9)/1.9 (68.5)   |

| RAM CARGO BOXES, mm (in)         |             |             |
|----------------------------------|-------------|-------------|
|                                  | 5'7" Box    | 6'4" Box    |
| SAE Volume, cu m (cu ft)         | 1.5 (53.0)  | 1.7 (61.5)  |
| Length at Floor, Tailgate Closed | 1711 (67.4) | 1937 (76.3) |
| Cargo Width                      | 1687 (66.4) | 1687 (66.4) |
| Distance between Wheelhouses     | 1295 (51)   | 1295 (51)   |
| Depth                            | 543 (21.4)  | 545 (21.5)  |
| Tailgate Opening Width           | 1525 (60)   | 1525 (60)   |

| TOWING, kg (lb) |               |
|-----------------|---------------|
| Maximum V6      | 3506 (7730)   |
| Maximum V8      | 5783 (12,750) |
| EcoDiesel V6    | 5697 (12,560) |

| FUEL ECONOMY, L/100 km (mpg)  |   |
|---|---|
| 2020 Fuel Economy   | City/Highway                            |
| — 3.6L Pentastar™ Variable Valve Timing (VVT) V6 with eTorque (4x2/4x4) | 11.9 (24)/9.4 (30)/12.2 (23)/9.7 (29)   |
| — 5.7L HEMI® V8 (4x2/4x4)   | 16.2 (17)/10.5 (27)/16.1 (18)/11.0 (26) |
| — 5.7L HEMI V8 with eTorque (4x2/4x4)                                   | 14.1 (20)/10.3 (27)/14.2 (20)/10.9 (26) |
| — 3.0L EcoDiesel V6 (4x2/4x4)   | 10.5 (27)/7.3 (35)/11.1 (25)/8.0 (35)   |

| EXTERIOR PAINT COLOURS            |                              |
|-----------------------------------|------------------------------|
| Billet Metallic (PSC)             | Bright White (PW7)           |
| Diamond Black Crystal Pearl (PXJ) | Flame Red (PR4)              |
| Granite Crystal Metallic (PAU)    | Hydro Blue (PBJ)             |
| Ivory Tri-Coat Pearl (PWD)        | Maximum Steel Metallic (PAR) |
| Olive Green (PPF)                 | Patriot Blue Pearl (PPX)     |
| Red Pearl (PRV)                   | Walnut Brown (PUW)           |



SALES TEAM

SEDAN

MINIVANS/CROSSOVERS

SPORT UTILITY

TRUCKS/COMMERCIAL

LAW ENFORCEMENT

| RAM 1500 STANDARD FEATURES AND OPTIONS   | Tradesman® | HFE | Big Horn® | Sport | Rebel® | Laramie® | Limited Longhorn® | Limited |
|--|------------|-----|-----------|-------|--------|----------|-------------------|---------|
| CPOS PACKAGE   | 2TA        | 2TE | 2TZ       | 2TL   | 2TW    | 2TH      | 2TK               | 2TM     |
| ENGINES/TRANSMISSIONS  |            |     |           |       |        |          |                   |         |
| 3.6L Pentastar™ Variable Valve Timing (VVT) V6 with eTorque/8-speed Automatic (ERG/DFT)  | •          | •   | •         |       |        |          |                   |         |
| 5.7L HEMI® V8/8-speed Automatic (EZ/DFR)   | 0          |     | 0         | •     | •      | •        | •                 | •       |
| 5.7L HEMI V8 with eTorque/8-speed Automatic (EZL/DFR)  |            |     |           |       |        | 0        | 0                 | 0       |
| Body Model — Quad Cab® 6'4"-box (41) — 3568.7-mm (140.5-inch) wheelbase (on Rebel models, only available as 4x4)   | •          | •   | •         | •     | •      | •        |                   |         |
| — Crew Cab 5'7"-box (98) — 3670.3-mm (144.5-inch) wheelbase  | 0          |     | 0         | 0     | 0      | 0        | •                 | •       |
| — Crew Cab 6'4"-box (91) — 3898.9-mm (153.5-inch) wheelbase  | 0          |     | 0         | 0     |        | 0        | 0                 | 0       |
| Drive — 4x2  | •          | •   | •         | •     |        | •        | •                 | •       |
| — 4x4  | 0          |     | 0         | 0     | •      | 0        | 0                 | 0       |
| MECHANICAL FEATURES  |            |     |           |       |        |          |                   |         |
| Alternators — 180-amp (included with 5.7L HEMI V8) (BAD)   | P          |     | P         |       |        |          |                   |         |
| — 220-amp (included with 5.7L HEMI V8 if equipped with 400-watt inverter) (BAJ)  | P          |     | P         | P     | P      | P        | P                 | P       |
| Rear Axle — 3.21 axle ratio (DMC)  | •          | •   | •         | •     |        | •        | •                 | •       |
| — 3.55 axle ratio (not available with 5.7L HEMI V8) (DMD)  | 0          |     | 0         |       |        | 0        | 0                 | 0       |
| — 3.92 axle ratio (included with Max Tow Package) (DMH)  | 0/P        |     | 0/P       | 0     | •      | 0/P      | 0                 | 0       |
| — Electronic locking differential — For raised ride height, available with all axle ratios; for standard ride height, available only on 3.92 axle ratio; included with Off-Road Group and North Edition Package (DSH)  | 0/P        |     | 0/P       |       | •      | 0/P      | 0/P               | 0/P     |
| — Antispin differential (electronic locking and antispin are mutually exclusive) (DSA)   | 0          |     | 0         |       |        | 0        | 0                 | 0       |
| — Thermal axle upgrade (DSK)   |            | •   |           |       |        |          |                   |         |
| Battery — 730-amp (BCN)  | •          | •   | •         | •     | •      | •        | •                 | •       |
| Engine Cooling — Standard (included with 3.6L Pentastar VVT V6) (NMB)  | •          |     | •         |       |        |          |                   |         |
| — Heavy-duty (included with 5.7L HEMI V8) (NMC)  | P          |     | P         |       | P      | P        | P                 | P       |
| Fuel Fill — Capless with secondary seal (XJM)  | •          | •   | •         |       | •      | •        | •                 | •       |
| Fuel Tank — 98-litre (26-gallon) (NFW)   | •/P        |     | •/P       | •/P   | •/P    | •/P      | •                 | •       |
| — 87-litre (23-gallon; included with HFE models; standard with 3.6L Pentastar VVT V6 Quad Cab; not available with 3.6L Pentastar VVT V6 Crew Cab; included with 5.7L HEMI V8 eTorque 4x4 Crew Cab short box on Tradesman, Big Horn, Rebel and Laramie) (NF5) | •/P        | •   | •/P       |       | •/P    | •/P      |                   |         |
| — Add 98-litre (26-gallon; optional with H2, X2 and P2 Equipment Packages on 5.7L HEMI V8 BSG 4x4 Crew Cab short box on Big Horn, Rebel and Laramie) (NG9)   |            |     |           |       |        | 0        |                   |         |
| — 125-litre (33-gallon; included with 8'-box models; not available on Regular Cab short box models; optional with H1, H2, X1, X2, P1 and P2 Equipment Packages) (NFF)  | 0          |     | 0         | 0     | 0      | 0        | 0                 | 0       |
| Grille Shutters — Active (MDX)   | •          | •   | •         | •     | •      | •        | •                 | •       |
| Shock Absorbers — Front, heavy-duty (SFB)  | •          | •   | •         | •     |        | •        | •                 | •       |
| — Off-road (included in Off-Road Group) (SFD)  | P          |     | P         |       |        | P        | P                 | P       |
| — Bilstein® shocks (SFC)   |            |     |           |       | •      |          |                   |         |
| — Rear, heavy-duty (SGB)   | •          | •   | •         | •     |        | •        | •                 | •       |
| — Off-road (included in Off-Road Group) (SGD)  | P          |     | P         |       |        | P        | P                 | P       |
| — Bilstein shocks (SGC)  |            |     |           |       | •      |          |                   |         |
| Steering — Electronic power (rack and pinion) (SBL)  | •          | •   | •         | •     | •      | •        | •                 | •       |



SALES TEAM

SEDAN

MINIVANS/CROSSOVERS

SPORT UTILITY

TRUCKS/COMMERCIAL

LAW ENFORCEMENT

| RAM 1500 STANDARD FEATURES AND OPTIONS   | Tradesman® | HFE | Big Horn® | Sport | Rebel® | Laramie® | Limited Longhorn® | Limited |
|--|------------|-----|-----------|-------|--------|----------|-------------------|---------|
| CPOS PACKAGE   | 2TA        | 2TE | 2TZ       | 2TL   | 2TW    | 2TH      | 2TK               | 2TM     |
| <b>MECHANICAL FEATURES</b> continued   |            |     |           |       |        |          |                   |         |
| Suspension — Front, upper and lower A-arms, coil springs, twin-tube shocks   | •          | •   | •         | •     | •      | •        | •                 | •       |
| — Rear, five-link, coil-springs, twin-tube shocks  | •          | •   | •         | •     | •      | •        | •                 | •       |
| — Active-Level™ Four-Corner Air Suspension System (optional with L1, H1, H2, X1, X2, P1 and P2 Equipment Packages; optional on Rebel 4x4 Crew Cab with X1 and X2 Equipment Packages with 5.7L HEMI® V8 only) (SER) | 0          |     | 0         | 0     | 0      | 0        | 0                 | •       |
| Transfer Case (4x4 only) — Electronic part-time (DH9)  | •          |     |           |       | •      |          |                   |         |
| — Electronic on-demand (DH8)   |            |     | •         | •     |        | •        | •                 | •       |
| <b>EXTERIOR FEATURES</b>   |            |     |           |       |        |          |                   |         |
| Air Dam — Fixed (MXA)  | •          | •   | •         | •     | •      | •        | •                 | •       |
| — Active (not available with air suspension) (MXB)   | •          | •   | •         | •     |        | •        | •                 |         |
| Antenna — Shark fin (AM/FM/SXM®/GPS) (RD3)   | •          | •   | •         | •     | •      | •        | •                 | •       |
| Bed Rail Caps — Black  | •          | •   | •         | •     | •      | •        | •                 | •       |
| Bedliner — Spray-in (included in Tradesman Group; included in Bed Utility Group on Big Horn and Laramie) (XMF)   | P          |     | P         | 0     | 0      | P        | •                 | •       |
| — Delete Spray-In (included with under-rail bedliner) (XM9)  | P          |     | P         |       |        |          | 0                 | 0       |
| — Under-rail bedliner (included with Delete Spray-In Bedliner) (XME)   | F/P        |     | F/P       |       |        |          |                   |         |
| Bodyside Mouldings — Chrome (MJB)  |            |     |           |       |        |          |                   | •       |
| Black Daylight Opening Mouldings   | •          | •   | •         |       | •      | •        |                   |         |
| Chrome Daylight Opening Mouldings (included in Laramie Chrome Appearance Package) (MMF)  |            |     |           |       |        | P        | •                 | •       |
| Bumpers — Front, Black (MB1)   | •          |     |           |       |        |          |                   |         |
| — Chrome (included in Chrome Appearance Package) (MCT)   | P          | •   | •         |       |        | •        | •                 | •       |
| — Powder-coated, rugged with unique steel powder-coated lower bumper (MCS)   |            |     |           |       | •      |          |                   |         |
| — Front, painted Walnut Brown (included with two-tone paint) (MBU)   |            |     |           |       |        |          | P                 |         |
| — Painted body-colour (included with Sport Appearance Package, Night Edition Package, North Edition Package or standard on Sport Body-Colour Bumper Group) (MBP)   | P          |     | P         | •     |        | P        | P                 | P       |
| — Rear – Black (MBN)   | •          |     |           |       |        |          |                   |         |
| — Chrome (included in Chrome Appearance Package) (MBF)   | P          | •   | •         |       |        | •        | •                 | •       |
| — Rugged with unique finish (MB5)  |            |     |           |       | •      |          |                   |         |
| — Painted body-colour (included with Sport Appearance Package, Night Edition Package, North Edition Package or Body-Colour Bumper Group) (MBQ)   | P          |     | P         | •     |        | P        | P                 | P       |
| — Rear, painted Walnut Brown (included with two-tone paint) (MBV)  |            |     |           |       |        |          | P                 |         |
| Door Handles — Black (MNA)   | •          | •   |           |       |        |          |                   |         |
| — Chrome insert (MNE)  |            |     | •         |       |        | •        | •                 | •       |
| — Body-colour (included with Sport Appearance Package, Night Edition Package and North Edition Package) (MNK)  |            |     | •         | •     | •      | P        |                   | P       |
| Exhaust — Single   | •          | •   | •         |       |        |          |                   |         |
| — Dual, bright tip (included with 5.7L HEMI V8; requires Sport Appearance Package on Tradesman) (NER)  | P          |     | P         |       |        | P        | P                 | P       |
| — Dual, Black tip (included with 5.7L HEMI V8 on Night Edition Package; included with 5.7L HEMI V8 on Rebel models) (NEP)  | P          |     | P         | •     | •      | P        |                   | P       |



SALES TEAM

SEDAN

MINIVANS/CROSSOVERS

SPORT UTILITY

TRUCKS/COMMERCIAL

LAW ENFORCEMENT

| RAM 1500 STANDARD FEATURES AND OPTIONS   | Tradesman® | HFE | Big Horn® | Sport | Rebel® | Laramie® | Limited Longhorn® | Limited |
|--|------------|-----|-----------|-------|--------|----------|-------------------|---------|
| CPOS PACKAGE   | 2TA        | 2TE | 2TZ       | 2TL   | 2TW    | 2TH      | 2TK               | 2TM     |
| <b>EXTERIOR FEATURES</b> <i>continued</i>  |            |     |           |       |        |          |                   |         |
| Fog Lamps — Incandescent (included with Sport Appearance Package, Night Edition Package or Park-Sense® Front and Rear Park Assist <sup>(6)</sup> ) (LNJ)   | P          |     | •         |       |        |          |                   |         |
| — LED (included with Premium Lighting Group) (LNV)   |            |     | P         | •     | •      | •        | •                 | •       |
| Glass — Tinted windows (GAC)   | •          | •   | •         | •     | •      | •        | •                 | •       |
| — Privacy glass/deep-tint sunscreen (rear door) (GEG)  | •          | •   | •         | •     | •      | •        | •                 | •       |
| — Acoustic laminated glass (front door) (GAQ)  | •          | •   | •         | •     | •      | •        | •                 | •       |
| Grille — Black surround, Black insert (MAE)  | •          |     |           |       |        |          |                   |         |
| — Chrome surround, Black insert (included in Chrome Appearance Package) (MAF)  | P          |     |           |       |        |          |                   |         |
| — Chrome surround, Black billet inserts (MAJ)  |            | •   | •         |       |        |          |                   |         |
| — Body-colour surround, Black billet inserts (included with Sport Appearance Package and North Edition Package) (MAK)  |            |     | P         | •     |        |          |                   |         |
| — Unique Black Rebel (MAV)   |            |     |           |       | •      |          |                   |         |
| — Chrome surround, chrome billet inserts (MFQ)   |            |     |           |       |        | •        |                   |         |
| — Body-colour surround, chrome billet inserts (included with Sport Appearance Package) (MFX)   |            |     |           |       |        | P        |                   |         |
| — Unique Limited Longhorn chrome surround, chrome billet inserts (MF3)   |            |     |           |       |        |          | •                 |         |
| — Unique Limited chrome surround, chrome inserts (MF5)   |            |     |           |       |        |          |                   | •       |
| Headlamps — Base halogen with bright internal bezel (LME)  | •          | •   | •         |       |        |          |                   |         |
| — Mid-level LED headlamp (included with Premium Lighting Group) (LPX)  |            |     | P         |       |        | •        |                   |         |
| — Headlamp with dark internal bezels (included with Night Edition Package) (MFA)   | P          |     | P         | •     | •      | P        |                   | P       |
| — Full LED with signature lighting (LM6)   |            |     |           |       |        |          | •                 | •       |
| — Automatic (day/night sensor) (LMG)   | •          | •   | •         |       | •      | •        | •                 | •       |
| — Auto High-Beam Headlamp Control (included in P1 and P2 Equipment Packages; included in Advanced Safety Group and Safety/Convenience Group) (LMS)   |            |     |           | P     | P      | P        | •                 | •       |
| Lighting — Cargo box illumination (LPE)  | •          | •   | •         | •     | •      | •        | •                 | •       |
| — Bed (included with tonneau cover or Bed Utility Group) (LPL)   | P/F        |     | P/F       | P     | P      | P/F      | •                 | •       |
| Mirrors, Exterior — 6x9-inch, powered, Black, manual-folding, heated, convex wide-angle insert (GT6)   | •          | •   |           |       | •      |          |                   |         |
| — 6x9-inch, powered, Black, power-folding, heated, auto-dimming, convex wide-angle insert; includes exterior courtesy lamps and supplemental turn signal (included in H1, H2, X1 and X2 Equipment Packages) (GUK)  |            |     | P         |       | P      |          |                   |         |
| — 6x9-inch, powered, chrome, power-folding, heated, auto-dimming, multifunctional, convex wide-angle insert; includes exterior courtesy lamps, supplemental turn signal and position memory (GU4)  |            |     | •         |       |        | •        | •                 | •       |
| — 6x9-inch, powered, body-colour, power-folding, heated, auto-dimming, multifunctional, convex wide-angle insert; includes exterior courtesy lamps, supplemental turn signal and position memory included on Laramie class only (included with Sport Appearance Package and North Edition Package) (GT5) |            |     | P         | •     |        | P        |                   | P       |
| — 7x11-inch trailer tow, powered, Black, manual-folding; includes exterior courtesy lamps and supplemental turn signal (included in Trailer-Tow Group and Max Tow Package) (GPG)   | P          |     | P         | P     | P      |          |                   |         |
| — 7x11-inch trailer tow, powered, chrome, heated, multifunctional; includes exterior courtesy lamps, supplemental turn signal, position memory (included in Trailer-Tow Group or Max Tow Package) (GPC)  |            |     |           |       |        | P        | P                 | P       |
| Paint — Monotone (included with Night Edition Package) (APA)   | •          | •   | •         | •     | O/P    | •        | •                 | •       |
| — Two-tone (APD)   |            |     |           |       | •      | 0        | 0                 |         |



SALES TEAM

SEDAN

MINIVANS/CROSSOVERS

SPORT UTILITY

TRUCKS/COMMERCIAL

LAW ENFORCEMENT

| RAM 1500 STANDARD FEATURES AND OPTIONS   | Tradesman® | HFE | Big Horn® | Sport | Rebel® | Laramie® | Limited Longhorn® | Limited |
|--|------------|-----|-----------|-------|--------|----------|-------------------|---------|
| CPOS PACKAGE   | 2TA        | 2TE | 2TZ       | 2TL   | 2TW    | 2TH      | 2TK               | 2TM     |
| <b>EXTERIOR FEATURES</b> <small>continued</small>  |            |     |           |       |        |          |                   |         |
| Skid Plates — Front suspension (included with Protection Group and Off-Road Group) (XEU)   | P          |     | P         |       | •      | P        | P                 | P       |
| — Transfer case (included with Protection Group and Off-Road Group) (XEF)  | P          |     | P         |       | •      | P        | P                 | P       |
| — Electronic power steering (included with Protection Group and Off-Road Group) (XJ2)  | P          |     | P         |       | •      | P        | P                 | P       |
| — Fuel tank (included with Protection Group and Off-Road Group) (XEE)  | P          |     | P         |       | •      | P        | P                 | P       |
| Sport Performance Hood (included with Sport Appearance Package or Night Edition Package) (MGB)   |            |     |           | 0     | •      | P        |                   | P       |
| Steps/Running Board — Black tubular side steps, cab-length (optional with L1 Equipment Package; optional or included with Night Edition Package and X1 and X2 Equipment Packages) (MRU)                              | 0          |     | 0         | 0     | 0      | P        |                   |         |
| — Chrome side steps, wheel-to-wheel (optional with H1, H2, P1 and P2 Equipment Packages; included with Chrome Appearance Package on Laramie; not available with R1 Equipment Package or Night Edition Package) (MRA) |            | •   | 0         | 0     |        | 0/P      | •                 |         |
| — Running boards, fixed, lower body-colour (included with two-tone paint) (MRM)  |            |     |           |       |        |          | P                 |         |
| — Running boards, power-operated (available on Quad Cab® and Crew Cab only; optional with P2 Equipment Package; included in R1 Equipment Package) (MR7)  |            |     |           | 0     |        | 0        | P                 | •       |
| — Bed step, deployable (included in Bed Utility Group) (MDN)   | P          |     | P         | 0     | P      | P        | P                 | P       |
| Storage — RamBox® System (available with 5'7" box only; optional with L1, H1, H2, X1, X2, P1 and P2 Equipment Packages) (XB9)  | 0          |     | 0         | 0     | 0      | 0        | 0                 | 0       |
| — Bed divider (included in Bed Utility Group) (CKX)  | P          |     | P         | P     | P      | P        | P                 | P       |
| Tailgate — Standard, locking (XJJ)   | •          | •   | •         | •     | •      | •        | •                 | •       |
| — Tailgate-ajar warning lamp (included in P1 and P2 Equipment Packages) (LAN)  |            |     | •         | •     | •      | P        | •                 | •       |
| — Fully dampened/assisted (included in H2 Equipment Package) (MWD)   |            |     | P         | •     | •      | •        | •                 | •       |
| — Power-release (included in P1 and P2 Equipment Packages) (JKR)   |            |     |           |       |        | P        | •                 | •       |
| — Multifunction – Includes dampened tailgate and Ram's Head badge (requires L1, H1, H2 Equipment Packages and spray-in bedliner) (MWK)   | 0          |     | 0         | 0     | 0      | 0        | 0                 | 0       |
| Taillamps — Base incandescent with bright internal bezel (LA6)   | •          | •   | •         |       |        |          |                   |         |
| — Base incandescent with dark bezel (included with Night Edition Package) (LA6)  |            |     | P         |       |        |          |                   |         |
| — Premium LED with opaque Light Red lens in front of blind-spot sensor area (included with Premium Lighting Group) (LAY)   |            |     | P         |       |        | •        | •                 | •       |
| — Premium LED with opaque Dark Red lens in front of blind-spot sensor area (included with Premium Lighting Group when included with Night Edition Package) (LAY)   |            |     | P         | •     | •      | P        |                   | P       |
| Tie-Downs — Lower, fixed (four) (CKT)  | •          |     | •         | •     | •      | •        | •                 | •       |
| — Upper, adjustable (included in Bed Utility Group) (CL2)  | P          |     | P         | P     | P      | P        | P                 | P       |
| Tires — LT18-inch OWL On-/Off-Road (included in Off-Road Group; included with Max Tow Package) (TCP)   | P          |     | P         |       |        | P        |                   |         |
| — P18-inch BSW All-Season (TUM)  |            |     | •         |       |        | •        |                   |         |
| — P18-inch BSW All-Season (TUL)  | •          |     | 0         |       |        |          |                   |         |
| — P20-inch OWL All-Season (included with Sport Appearance Package on Laramie and optional 20-inch wheels on Laramie Night Edition Package and Sport Appearance Package) (TUB)  |            |     | P         | •     |        | P        | 0                 | 0       |
| — P20-inch BSW All-Season (included with Sport Appearance Package or Night Edition Package if equipped with 20-inch wheels) (TTH)  | P          | •   | 0         | 0     |        |          |                   |         |
| — P20-inch BSW All-Season (TTG)  |            |     | 0         |       |        |          | •                 | •       |
| — LT18-inch OWL On-/Off-Road (TT6)   |            |     |           |       | •      |          |                   |         |
| — P22-inch BSW All-Season (included with 22-inch wheel offerings) (TY4)  |            |     |           | P     |        | P        | P                 | P       |



SALES TEAM

SEDAN

MINIVANS/CROSSOVERS

SPORT UTILITY

TRUCKS/COMMERCIAL

LAW ENFORCEMENT

RAM 1500 STANDARD FEATURES AND OPTIONS

|  | Tradesman® | HFE | Big Horn® | Sport | Rebel® | Laramie® | Limited Longhorn® | Limited |
|--|------------|-----|-----------|-------|--------|----------|-------------------|---------|
|  | 2TA        | 2TE | 2TZ       | 2TL   | 2TW    | 2TH      | 2TK               | 2TM     |
| <b>CPOS PACKAGE</b>  |            |     |           |       |        |          |                   |         |
| <b>EXTERIOR FEATURES</b> <i>continued</i>  |            |     |           |       |        |          |                   |         |
| — P20-inch OWL All-Terrain (included with Off-Road Group if equipped with 20-inch wheels) (TTQ)  | P          |     | P         |       |        | P        | P                 | P       |
| — Full-size temporary-use spare (TBS)  | •          | •   | •         | •     |        | •        | •                 | •       |
| — Full-size spare (included with Off-Road Group, North Edition Package and Max Tow Package) (TBB)  | P          |     | P         |       | •      | P        | P                 | P       |
| Tonneau Cover — Tri-fold, soft (includes bed lighting; included with Night Edition Package) (CS7)  | 0          | •   | 0         | 0     | 0      | 0        | 0                 | 0/P     |
| Tow Hook — Front, Black (included in North Edition Package, Night Edition Package, Protection Group and Off-Road Group) (XEA)  | P          |     | P         |       | •      | P        |                   | P       |
| — Front, chrome (included in Chrome Appearance Package) (XHQ)  |            |     |           |       |        | P        | •                 | •       |
| Trailer Tow — Four-/seven-pin connector (XFK)  | •          | •   | •         | •     | •      | •        | •                 | •       |
| — Class III hitch bumper (not available with Class IV hitch receiver) (XFJ)  | •          | •   | •         | •     |        |          |                   |         |
| — Class IV hitch receiver (included in H1 and H2 Equipment Packages, Tradesman Group, Max Tow Package and Trailer-Tow Group) (XFH)   | 0/P        |     | P         | P     | •      | •        | •                 | •       |
| Wheels — 18x7.5-inch steel painted (WBF)   | •          |     |           |       |        |          |                   |         |
| — 18x8-inch cast-aluminum base paint (included with Sport Appearance Package on Tradesman and Max Tow Package) (WBB)   | P          |     | •         |       |        | P        |                   |         |
| — 18x8-inch cast-aluminum base paint (WBC)   |            |     |           |       |        | •        |                   |         |
| — 18x8-inch cast-aluminum painted/polished, Black finish (WBT)   |            |     |           |       | •      |          |                   |         |
| — 18x8-inch Black-painted aluminum (included with Night Edition Package on Rebel) (WBS)  |            |     |           |       | P      |          |                   |         |
| — 18x8-inch cast-aluminum premium paint (included with Off-Road Group on Big Horn) (WBD)   | 0          |     | P         |       |        |          |                   |         |
| — 18x8-inch painted Mid-Gloss Black aluminum (WBJ)   |            |     |           |       | 0      |          |                   |         |
| — 20x9-inch polished/painted aluminum (WRF)  |            |     |           | •     |        |          |                   |         |
| — 20x9-inch cast-aluminum chrome-clad (WRK)  |            |     | 0         |       |        |          |                   |         |
| — 20x9-inch cast-aluminum Black-painted (included with Night Edition Package on Laramie if equipped with Off-Road Group; included with Night Edition Package on Limited if equipped with Off-Road Group) (WRW) |            |     |           |       |        | P        |                   | P       |
| — 20x9-inch cast-aluminum premium chrome-clad (WRD)  |            | •   | 0         |       |        |          |                   |         |
| — 20x9-inch cast-aluminum premium paint/polished (WRB)   |            |     |           |       |        | 0        |                   |         |
| — 20x9-inch cast-aluminum premium paint/polished/insert (included with Sport Appearance Package) (WRJ)   |            |     |           |       |        | P        |                   |         |
| — 20x9-inch cast-aluminum premium paint/polished unique (WRU)  |            |     |           |       |        |          | •                 |         |
| — 20x9-inch cast-aluminum premium paint/polished unique (included with two-tone paint) (WRC)   |            |     |           |       |        |          | P                 |         |
| — 20x9-inch cast-aluminum premium paint/part clad (WRR)  |            |     |           |       |        |          |                   | •       |
| — 22x9-inch cast-aluminum premium paint/polished (optional with Sport Appearance Package on Laramie) (WPM)   |            |     |           | 0     |        | 0        |                   |         |
| — 22x9-inch Black-painted aluminum (included with Night Edition Package on Sport and Laramie) (WPH)  |            |     |           | P     |        | P        |                   |         |
| — 22x9-inch cast-aluminum premium paint/insert (optional with monotone Limited Longhorn) (WPZ)   |            |     |           |       |        |          | 0                 | 0       |
| — 22x9-inch polished/Walnut-painted aluminum (optional on Limited Longhorn with two-tone paint) (WPF)  |            |     |           |       |        |          | 0                 |         |
| — 22x9-inch Black-painted aluminum (included with Night Edition Package on Limited) (WP9)  |            |     |           |       |        |          |                   | P       |
| Wheels, Spare — 18-inch (W1C/W1F)  | •          |     | •         |       | •      | •        | •                 | •       |
| Wheel Well Liner — Front (MHR)   | •          | •   | •         | •     | •      | •        | •                 | •       |
| — Rear (optional with L1, H1, H2, X1, X2, P1 and P2 Equipment Packages) (MWH)  | 0          |     | 0         | •     | 0      | 0        | •                 | •       |



SALES TEAM

SEDAN

MINIVANS/CROSSOVERS

SPORT UTILITY

TRUCKS/COMMERCIAL

LAW ENFORCEMENT

RAM 1500 STANDARD FEATURES AND OPTIONS

|  | Tradesman® | HFE | Big Horn® | Sport | Rebel® | Laramie® | Limited Longhorn® | Limited |
|--|------------|-----|-----------|-------|--------|----------|-------------------|---------|
| CPOS PACKAGE   | 2TA        | 2TE | 2TZ       | 2TL   | 2TW    | 2TH      | 2TK               | 2TM     |
| <b>EXTERIOR FEATURES</b> <i>continued</i>  |            |     |           |       |        |          |                   |         |
| Wheel Flares — Lower two-tone body-colour (included with lower two-tone paint) (MRD)   |            |     |           |       |        | P        | P                 |         |
| — Monotone body-colour (MML)   |            |     |           |       |        | •        | •                 | •       |
| — Off-road (MMQ)   |            |     |           |       | •      |          |                   |         |
| Windshield Wiper — Variable/intermittent (JHA)   | •          | •   | •         | •     | •      | •        | •                 | •       |
| — Rain-sensing (included in X2, P1 and P2 Equipment Packages) (JHC)  |            |     |           |       | P      | P        | •                 | •       |
| <b>INTERIOR FEATURES</b>   |            |     |           |       |        |          |                   |         |
| Air Conditioning — Manual temperature control (HAA)  | •          | •   | •         | •     | •      |          |                   |         |
| — Dual-Zone Automatic Temperature Control (ATC) (included with H2 and X2 Equipment Packages and navigation® radios) (HAF)                              |            |     | P         | P     | P      | •        | •                 | •       |
| Clusters — Base — Four-gauge with 3.5-inch monochromatic display (JAE)   | •          | •   | •         |       |        |          |                   |         |
| — Medium — Four-gauge with 3.5-inch colour display (included in H1 Equipment Package) (JAK)  |            |     | P         |       |        |          |                   |         |
| — Premium — Six-gauge with 7-inch colour reconfigurable Thin Film Transistor (TFT) display; animation-capable (included in H2 Equipment Package) (JAL) |            |     | P/F       | •     |        | •        |                   |         |
| — Premium — Six-gauge with 7-inch colour reconfigurable TFT display; animation-capable (Rebel theme) (JY2)   |            |     |           |       | •      |          |                   |         |
| — Premium — Six-gauge with 7-inch colour reconfigurable TFT display; animation-capable (Limited Longhorn theme) (JY3)                                  |            |     |           |       |        |          | •                 |         |
| — Premium — Six-gauge with 7-inch colour reconfigurable TFT display; animation-capable (Limited theme) (JY4)   |            |     |           |       |        |          |                   | •       |
| Console, Floor — Full console with sliding storage and wrapped lid (included with bucket seats) (CUF)  |            | •   | P         |       |        |          |                   |         |
| — Full console with sliding storage and wrapped lid with embossed logo (included with bucket seats) (CUP)  |            |     |           | •     | •      | P        |                   |         |
| — Full console with sliding storage with bombay door and premium wrapped leather lid with hard badge (CM5)   |            |     |           |       |        |          | •                 | •       |
| Console, Overhead — Base (CUN)   | •          | •   | •         | •     | •      |          |                   |         |
| — Premium (included with dual-pane sunroof) (CUS)  |            |     | P         |       | P      | •        | •                 | •       |
| Keyless Enter™ n Go™ (passive; included in X2 Equipment Package) (GXD)   |            |     |           | P     | P      | •        | •                 | •       |
| Speed-Sensitive Power Door Locks (JPH)   | •          | •   | •         | •     | •      | •        | •                 | •       |
| — Illuminated entry (LAC)  | •          | •   | •         | •     | •      | •        | •                 | •       |
| Flooring — Vinyl (CKJ)   | •          |     |           |       |        |          |                   |         |
| — Carpet, base (included in L1 Equipment Package, Sport Appearance Package and Night Edition Package) (CKE)  | P          | •   | •         | •     | •      | •        | •                 | •       |
| Floor Mats, Front and Rear — Carpet (included in L1 Equipment Package, Sport Appearance Package and Night Edition Package) (CLE)                       | P          |     | •         | •     |        | •        |                   |         |
| — Rubber with premium carpet inserts (Crew Cab only) (CLX)   |            |     |           |       |        |          | •                 | •       |
| — Rubber (included with North Edition Package) (CLF)   | 0          |     | 0/P       | 0     |        | 0        |                   |         |
| — Rubber (Quad Cab® and Crew Cab) – Rebel theme (CL3)  |            |     |           |       | •      |          |                   |         |
| Lighting, Courtesy — Front map light, incandescent (LBA)   | •          | •   | •         | •     | •      |          |                   |         |
| — Front map light, LED (included with dual-pane sunroof) (LHJ)   |            |     | P         | •     | P      | •        | •                 | •       |
| — Front footwell, incandescent (LBB)   |            |     | •         | •     | •      |          |                   |         |
| — Front footwell, LED (included with 12-inch radio) (LCV)  |            |     | P         | P     | P      | •        | •                 | •       |
| — Glove box lamp (included in H1 and H2 Equipment Packages) (LBC)  |            |     | P         | •     | •      | •        | •                 | •       |
| — Rear dome lamp, incandescent (LCH)   | •          | •   | •         | •     | •      |          |                   |         |
| — Rear dome lamp, incandescent, switchable (included with H1 and X1 Equipment Packages) (LHE)  |            |     | P         |       | P      |          |                   |         |

| RAM 1500 STANDARD FEATURES AND OPTIONS   | Tradesman® | HFE | Big Horn® | Sport | Rebel® | Laramie® | Limited Longhorn® | Limited |
|--|------------|-----|-----------|-------|--------|----------|-------------------|---------|
| CPOS PACKAGE   | 2TA        | 2TE | 2TZ       | 2TL   | 2TW    | 2TH      | 2TK               | 2TM     |
| <b>INTERIOR FEATURES</b> <small>continued</small>  |            |     |           |       |        |          |                   |         |
| — Rear dome lamp, LED, switchable (LCL)  |            |     |           | •     |        | •        | •                 | •       |
| — Rear dome lamp dual, LED, switchable (included with dual-pane sunroof) (LCA)   |            |     | P         |       | P      | P        | P                 | P       |
| — Rear footwell, LED (Crew Cab only)   |            |     |           |       |        | •        | •                 | •       |
| Memory — Driver's-seat-only (exterior mirrors, power-adjustable pedals and radio presets) (LEQ/LEV)  |            |     |           |       |        | •        | •                 | •       |
| Mirror, Interior Rearview — Manual day/night (GNA)   | •          | •   |           |       | •      |          |                   |         |
| — Automatic dimming day/night (included in H1, H2, X1 and X2 Equipment Packages) (GNK)   |            |     | •         |       | P      | •        | •                 | •       |
| Pedals — Fixed (XA8)   | •          | •   | •         | •     | •      |          |                   |         |
| — Power-adjustable (included in H1, H2, X1 and X2 Equipment Packages) (XAP)  |            |     | P         | P     | P      |          |                   |         |
| — Power-adjustable with memory (XAM)   |            |     |           |       |        | •        | •                 | •       |
| Seats — Vinyl 40/20/40 split-folding bench, four-way manual driver's (fore/aft, seatback recline), four-way manual passenger (fore/aft, seatback recline), four-way manual-adjustable head restraints (up/down, fore/aft), outboard positions (only rear seats), full-length stadium-folding bench, and manual dump feature on outboard head restraints (*TX)  | •          |     |           |       |        |          |                   |         |
| — Cloth 40/20/40 split-folding bench, four-way manual driver's (fore/aft, seatback recline), four-way manual passenger (fore/aft, seatback recline), four-way manual-adjustable head restraints (up/down, fore/aft), outboard positions (only rear seats), full-length stadium-folding bench, and manual dump feature on outboard head restraints (included in L1 Equipment Package, Sport Appearance Package and Night Edition Package) (*V9)   | F/P        |     |           |       |        |          |                   |         |
| — Cloth bucket seats — Four-way manual driver's (fore/aft, seatback recline), four-way manual passenger (fore/aft, seatback recline), four-way manual-adjustable head restraints (up/down, fore/aft), outboard positions (only rear seats), full-length stadium-folding bench and manual dump feature on outboard head restraints (*C5)  |            | •   |           |       |        |          |                   |         |
| — Cloth 40/20/40 split-folding bench, four-way manual driver's (fore/aft, seatback recline), four-way manual passenger (fore/aft, seatback recline), eight-way power driver's (fore/aft, up/down, cushion tilt, seatback recline; included with H1 and H2 Equipment Packages), four-way power driver's lumbar (fore/aft; up/down; included with H1 and H2 Equipment Packages), four-way manual passenger (fore/aft, seatback recline; included with H1 and H2 Equipment Packages), four-way manual-adjustable head restraints (up/down, fore/aft), outboard positions only, map pocket (back of outboard seats), 60/40 stadium-folding bench rear seats, and manual dump feature on outboard head restraints (*E1) |            |     | •         |       |        |          |                   |         |
| — Cloth bucket seats — Eight-way power driver's (fore/aft, up/down, cushion tilt, seatback recline), four-way power driver's lumbar (fore/aft, up/down), four-way manual passenger (fore/aft, seatback recline), four-way manual-adjustable head restraints (up/down, fore/aft), outboard positions only, full-length floor console with two front and two rear cup holders, map pocket (back of outboard seats), 60/40 stadium-folding bench rear seats, and manual dump feature on outboard head restraints (optional with H1 and H2 Equipment Packages; included with Sport Appearance Package) (*T9)   |            |     | 0/P       |       |        |          |                   |         |
| — Vinyl/cloth bucket seats — Unique two-tone with new tread pattern and embroidery, eight-way power driver's (fore/aft, up/down, cushion tilt, seatback recline), four-way power driver's lumbar (fore/aft, up/down), four-way manual passenger (fore/aft, seatback recline), four-way manual adjustable head restraints (up/down, fore/aft), outboard positions only, Ram's Head logo on inside surface, map pocket (back of outboard seats), 60/40 stadium-folding bench rear seats, and manual dump feature on outboard head restraints (*G7)   |            |     |           | •     | •      |          |                   |         |
| — Leather-trimmed bucket seats — Eight-way power driver's/passenger (fore/aft, up/down, cushion tilt, seatback recline), four-way power driver's/passenger lumbar (fore/aft, up/down), four-way manual-adjustable head restraints (up/down, fore/aft), outboard positions only, map pocket (back of outboard seats), 60/40 stadium-folding bench rear seats, and manual dump feature on outboard head restraints (included with Leather & Sound Group) (*TL)   |            |     |           |       | 0      |          |                   |         |





SALES TEAM

SEDAN

MINIVANS/CROSSOVERS

SPORT UTILITY

TRUCKS/COMMERCIAL

LAW ENFORCEMENT

RAM 1500 STANDARD FEATURES AND OPTIONS

| CPOS PACKAGE  | Tradesman® | HFE | Big Horn® | Sport | Rebel® | Laramie® | Limited Longhorn® | Limited |
|---|------------|-----|-----------|-------|--------|----------|-------------------|---------|
| INTERIOR FEATURES <small>continued</small>  | 2TA        | 2TE | 2TZ       | 2TL   | 2TW    | 2TH      | 2TK               | 2TM     |
| — Leather-trimmed 40/20/40 split-folding bench, eight-way power driver's (fore/aft, up/down, cushion tilt, seatback recline), eight-way power passenger (fore/aft, up/down, cushion tilt, seatback recline), four-way power driver's lumbar (fore/aft, up/down), four-way power passenger lumbar (fore/aft, up/down), driver's memory, heated outboard seating positions, ventilated outboard seating positions, heated steering wheel, four-way manual-adjustable head restraints (up/down, fore/aft; outboard positions only), map pocket (back of outboard seats), 60/40 stadium-folding bench rear seats (Quad Cab® and base Crew Cab only), 60/40 stadium-folding bench with manual recline and 20 percent fold-down centre console (not available with Quad Cab; included with P1 and P2 Equipment Packages), manual dump feature on outboard head restraints, and heated rear seat (three adjustment levels each; included with P2 Equipment Package) (*DP)  |            |     |           |       |        | •        |                   |         |
| — Leather-trimmed bucket seats – Eight-way power driver's (fore/aft, up/down, cushion tilt, seatback recline), eight-way power passenger (fore/aft, up/down, cushion tilt, seatback recline), four-way power driver's lumbar (fore/aft, up/down), four-way power passenger lumbar (fore/aft, up/down), driver's memory, heated outboard seating positions, ventilated outboard seating positions, heated steering wheel, four-way manual-adjustable head restraints (up/down, fore/aft; outboard positions only), full-length floor console with two front and two rear cup holders, map pocket (back of outboard seats), 60/40 stadium-folding bench rear seats (Quad Cab only), 60/40 stadium-folding bench with manual recline and 20 percent fold-down centre console (Crew Cab only), manual dump feature on outboard head restraints, and heated rear seat (three adjustment levels each; included with P2 Equipment Package; optional with P1 and P2 Equipment Packages; included with Sport Appearance Package) (*GJ) |            |     |           | O/P   |        | O/P      |                   |         |
| — Premium leather-trimmed bucket seats with filigree – Eight-way power driver's (fore/aft, up/down, cushion tilt, seatback recline), eight-way power passenger (fore/aft, up/down, cushion tilt, seatback recline), four-way power driver's lumbar (fore/aft, up/down), four-way power passenger lumbar (fore/aft, up/down), driver's memory, heated outboard seating positions, ventilated outboard seating positions, heated steering wheel, four-way manual-adjustable head restraints (up/down, fore/aft; outboard positions only), full-length floor console with two front and two rear cup holders, map pocket (back of outboard seats), 60/40 stadium-folding bench rear seats with manual recline and 20 percent fold-down centre console, manual dump feature on outboard head restraints, heated rear seat (three adjustment levels each), and ventilated rear seat (three adjustment levels each; included with R1 Equipment Package) (*XJ)   |            |     |           |       |        |          | •                 |         |
| — Premium leather-trimmed bucket seats – Eight-way power driver's (fore/aft, up/down, cushion tilt, seatback recline), eight-way power passenger (fore/aft, up/down, cushion tilt, seatback recline), four-way power driver's lumbar (fore/aft, up/down), four-way power passenger lumbar (fore/aft, up/down), driver's memory, heated outboard seating positions, ventilated outboard seating positions, heated steering wheel, four-way manual-adjustable head restraints (up/down, fore/aft; outboard positions only), full-length floor console with two front and two rear cup holders, map pocket (back of outboard seats), 60/40 stadium-folding bench rear seats with manual recline and 20 percent fold-down centre console, manual dump feature on outboard head restraints, heated rear seat (three adjustment levels each), and ventilated rear seat (three adjustment levels each; included with R1 Equipment Package) (*DJ)   |            |     |           |       |        |          | 0                 |         |
| — Premium leather-trimmed bucket seats – Eight-way power driver's (fore/aft, up/down, cushion tilt, seatback recline), eight-way power passenger seat (fore/aft, up/down, cushion tilt, seatback recline), four-way power driver's lumbar (fore/aft, up/down), four-way power passenger lumbar (fore/aft, up/down), driver's memory, heated outboard seating positions, ventilated outboard seating positions, heated steering wheel, four-way manual-adjustable head restraints (up/down, fore/aft; outboard positions only), full-length floor console with two front and two rear cup holders, map pocket (back of outboard seats), 60/40 stadium-folding bench rear seats with manual recline and 20 percent fold-down centre console, manual dump feature on outboard head restraints, heated rear seat (three adjustment levels each), and ventilated rear seat (three adjustment levels each; included with M1 Equipment Package) (*DL)  |            |     |           |       |        |          |                   | •       |
| Shifter — Rotary  | •          | •   | •         |       | •      | •        | •                 | •       |
| — Black (C1G)   | P          | P   | P         |       |        |          |                   |         |
| — Bright (C1H)  |            |     |           | •     | P      | P        | P                 | P       |
| Sill Plates — Door sill scuff plates (plastic) (CLP)  | •          | •   | •         | •     | •      |          |                   |         |
| — Door sill scuff plates (metal) (CLT)  |            |     |           |       |        | •        | •                 | •       |



SALES TEAM

SEDAN

MINIVANS/CROSSOVERS

SPORT UTILITY

TRUCKS/COMMERCIAL

LAW ENFORCEMENT

| RAM 1500 STANDARD FEATURES AND OPTIONS  | Tradesman® | HFE | Big Horn® | Sport | Rebel® | Laramie® | Limited Longhorn® | Limited |
|---|------------|-----|-----------|-------|--------|----------|-------------------|---------|
| CPOS PACKAGE  | 2TA        | 2TE | 2TZ       | 2TL   | 2TW    | 2TH      | 2TK               | 2TM     |
| <b>INTERIOR FEATURES</b> continued  |            |     |           |       |        |          |                   |         |
| Speed Control — Cruise control (NHM)  | •          | •   | •         | •     | •      | •        | •                 | •       |
| — Adaptive Cruise Control with Stop and Go <sup>®</sup> (included in Level 1 Safety Group, Advanced Safety Group and M1 Equipment Package) (NHZ)                                |            |     |           | P     | P      | P        | P                 | P       |
| Start — Push-button start (GX4)   | •          | •   | •         | •     | •      | •        | •                 | •       |
| Steering Column — Manual tilt/telescoping (SUD)   | •          | •   | •         | •     | •      | •        | •                 | •       |
| Steering Wheel — Urethane (SCA)   | •          | •   |           |       |        |          |                   |         |
| — Leather-wrapped (SCV)   |            |     |           |       |        | •        |                   |         |
| — Leather-wrapped, perforated, accent stitching and chrome-colour bezels (SCB)  |            |     |           | •     | •      |          |                   |         |
| — Leather-wrapped, real wood (SCW)  |            |     |           |       |        |          | •                 | •       |
| — Heated (included in H2 and X1 Equipment Packages) (NHS)   |            |     | P         | •     | P      | •        | •                 | •       |
| — Button controls – Driver Information Display  | •          | •   | •         | •     | •      | •        | •                 | •       |
| — Button controls – Cruise control (NHM)  | •          | •   | •         | •     | •      | •        | •                 | •       |
| — Button controls – Bluetooth <sup>®</sup> /hands-free communication <sup>(10)</sup> (XRB)  | •          | •   | •         | •     | •      | •        | •                 | •       |
| — Button controls – Adaptive Cruise Control with Stop and Go <sup>®</sup> (NHZ)   |            |     |           | P     | P      | P        | P                 | P       |
| — Dual-note electric horns (JJB)  | •          | •   | •         | •     | •      | •        | •                 | •       |
| — Electronic Range Select   | •          | •   | •         | •     | •      | •        | •                 | •       |
| Storage — Centre stack pull-out drawer (bench seats only)   | •          |     | •         |       |        | •        |                   |         |
| — Front-centre underseat storage bin (bench seats only; included with CD player) (CVH)  | P          |     | •         |       |        | •        |                   |         |
| — Front-seat-centre seatback bin (bench seat only) (CBE)  | •          |     | •         |       |        | •        |                   |         |
| — Front-seat-centre console bin (with bucket seats only) (CUF)  |            | •   | P         | •     | •      | P        | •                 | •       |
| — Rear in-floor storage bins with removable liners (Crew Cab only; included with L1 and H1 Equipment Packages and vinyl flooring for Tradesman) (CB9)                           | P          |     | P         | •     | •      | •        | •                 | •       |
| — Rear underseat storage – Crew Cab only (included in X2 and P2 Equipment Packages; optional with H1, H2 and P1 Equipment Packages) (CUE)                                       |            |     | 0         | P     | P      | P/0      | •                 | •       |
| Sunroof — Single-pane, power-operated (Quad Cab <sup>®</sup> only; optional with H2, X2, P1 and P2 Equipment Packages) (GWA)  |            |     | 0         | 0     | 0      | 0        |                   |         |
| — Dual-pane, power-operated (Crew Cab only; optional with H2, X2, P1 and P2 Equipment Packages) (GWJ)   |            |     | 0         | 0     | 0      | 0        | 0                 | 0       |
| Sun Visor Mirror — Passenger-side (GNE)   | •          |     |           |       |        |          |                   |         |
| — Passenger-side and light (GN6)  |            | •   | •         | •     | •      |          |                   |         |
| — Driver's-side and light (included in H1 and X1 Equipment Packages) with Universal Garage Door Opener <sup>(13)</sup> (included in H1, H2, X1 and X2 Equipment Packages) (GNC) |            |     | P         | •     | P      | •        | •                 | •       |
| Turn Signals — Three-blink lane-change feature  | •          | •   | •         | •     | •      | •        | •                 | •       |
| Window Control — Windows, power; one-touch up/down driver and front passenger (JP3)   | •          | •   | •         | •     | •      | •        | •                 | •       |
| — Rear backlight, fixed (GJD)   | •          | •   |           |       |        |          |                   |         |
| — Rear backlight, manual-sliding (GFD)  |            |     | •         |       |        |          |                   |         |
| — Rear backlight, power-sliding (included in L1, H1 and H2 Equipment Packages on Quad Cab and Crew Cab models) (GFE)  | P          |     | P         | •     | •      | •        | •                 | •       |
| — Rear defroster (with power-sliding backlight only; included in H1, H2, X1 and X2 Equipment Packages) (GFA)  | F          |     | P         | P     | P      | •        | •                 | •       |



SALES TEAM

SEDAN

MINIVANS/CROSSOVERS

SPORT UTILITY

TRUCKS/COMMERCIAL

LAW ENFORCEMENT

| RAM 1500 STANDARD FEATURES AND OPTIONS  | Tradesman® | HFE | Big Horn® | Sport | Rebel® | Laramie® | Limited Longhorn® | Limited |
|---|------------|-----|-----------|-------|--------|----------|-------------------|---------|
| CPOS PACKAGE  | 2TA        | 2TE | 2TZ       | 2TL   | 2TW    | 2TH      | 2TK               | 2TM     |
| UCONNECT® MULTIMEDIA  |            |     |           |       |        |          |                   |         |
| Bluetooth® Hands-Free Phone with Voice Control <sup>(10)</sup> (XRB)  | •          | •   | •         | •     | •      | •        | •                 | •       |
| — Front: Two 2.5A USB ports – Fully functional (RSF)  | •          | •   | •         | •     | •      | •        | •                 | •       |
| — Middle: One 2.5A USB port – Charging-only (included with bench and bucket seats) (RS3)  | •          | •   | •         | •     | •      | •        | •                 | •       |
| — Rear: One 2.5A USB port – Fully functional (included in H2 and X2 Equipment Packages) (RS4)   |            |     | P         | P     | P      | •        | •                 | •       |
| — Rear: One 2.5A USB port – Charging-only (included in H2 and X2 Equipment Packages) (RS4)  |            |     | P         | P     | P      | •        | •                 | •       |
| — Front – Auxiliary headphone jack (RSU)  | •          | •   | •         | •     | •      | •        | •                 | •       |
| — CD player, single-disc, remote (optional with L1 Equipment Package and bench seats on Big Horn and Laramie; included in H1, X1 and P1 Equipment Packages with bucket seats) (RH1)   | 0          |     | O/P       | •     | P      | O/P      | •                 | •       |
| Power — Accessory delay   | •          | •   | •         | •     | •      | •        | •                 | •       |
| — Front seat, 12-volt ignition-fed (JJJ)  | •          | •   | •         | •     | •      | •        | •                 | •       |
| — Front seat, 115-volt outlet (three-prong), battery-fed (optional with L1 Equipment Package; included in H2 Equipment Package) (JKV)   | O/F        |     | P/F       | •     | •      | •        | •                 | •       |
| — Rear seat, 115-volt outlet (three-prong), battery-fed (included in H2 and X2 Equipment Packages) (JJN)  |            |     | P         | •     | P      | •        | •                 | •       |
| — RamBox® System, 115-volt outlet (three-prong), battery-fed (included with RamBox System)  | P          |     | P         | P     | P      | P        | P                 | P       |
| — Front seat, wireless charging pad (available with bucket seats only; included in Comfort Convenience Group and P2 and R1 Equipment Packages) (RFX)  |            |     |           | P     | P      | P        | P                 | •       |
| — 400-watt inverter (included in H2 Equipment Package, 115-volt power outlet on Tradesman and RamBox System) (XHR)  | P          |     | P         | •     | •      | •        | •                 | •       |
| Radios — Uconnect 3 with 5-inch display (UCA)   | •          | •   | •         |       | •      |          |                   |         |
| — Uconnect 4 with 8.4-inch display (included in H1, H2, X1 and X2 Equipment Packages) (UCM)   |            |     | P         | •     | P      | •        |                   |         |
| — Uconnect 4C NAV <sup>(8)</sup> with 8.4-inch display (optional with H2, X1, X2 and P2 Equipment Packages; included in P2 Equipment Package) (UCV)   |            |     | 0         | 0     | 0      | O/P      | •                 |         |
| — Uconnect 4C NAV <sup>(8)</sup> with 12-inch display (optional with H2, X1, X2 and P2 Equipment Packages; included in Leather & Sound Group, Leather & Sound Group – Alpine <sup>(9)</sup> and R1 Equipment Package) (UCX) |            |     | 0         | O/P   | O/P    | 0        | P                 | •       |
| Radio Controls — Steering wheel-mounted (RDZ)   |            |     | •         | •     | •      | •        | •                 | •       |
| SiriusXM <sup>(9)</sup> (included in L1, H1 and H2 Equipment Packages) (RSD)  | P          |     | P         | •     | •      | •        | •                 | •       |
| — SiriusXM Traffic Plus <sup>(19)</sup> (included with UCV and UCX radios) (RTB)  |            |     | P         | P     | P      | P        | •                 | •       |
| — SiriusXM Travel Link <sup>(19)</sup> (included with UCV and UCX radios) (RSM)   |            |     | P         | P     | P      | P        | •                 | •       |
| Sound System — Six-speaker system (RCG)   | •          | •   | •         | •     | •      |          |                   |         |
| — Alpine 10-speaker system (optional with H1, H2, X1 and X2 Equipment Packages; included with Leather & Sound Group and Leather & Sound Group – Alpine) (RC3)   |            |     | 0         | 0     | O/P    | •        | •                 | •       |
| — Harman Kardon® 19-speaker system (included in Leather & Sound Group and P2, R1 and M1 Equipment Packages; not available with Quad Cab <sup>(9)</sup> ) (RCA)  |            |     |           | P     | P      | P        | P                 | P       |
| SiriusXM Guardian Services <sup>(5)</sup> — Built-in cellular connection (included with UCV and UCX radios) (RSK)   |            |     | P         | P     | P      | P        | P                 | P       |
| Uconnect Features — Power side step personalization (included with power side steps)  |            |     |           |       |        | P        | P                 | P       |
| — Apple CarPlay <sup>(4)</sup> /Android Auto <sup>TM(4)</sup> (included with 8.4-inch and 12-inch radios) (RFP/RF5)   |            |     | P         | P     | P      | •        | •                 | •       |
| — Active Noise Cancellation (included on 5.7L HEMI® V8 engines) (JLW)   | P          |     | P         | •     | •      | •        | •                 | •       |



SALES TEAM

SEDAN

MINIVANS/CROSSOVERS

SPORT UTILITY

TRUCKS/COMMERCIAL

LAW ENFORCEMENT

| RAM 1500 STANDARD FEATURES AND OPTIONS  | Tradesman® | HFE | Big Horn® | Sport | Rebel® | Laramie® | Limited Longhorn® | Limited |
|---|------------|-----|-----------|-------|--------|----------|-------------------|---------|
| CPOS PACKAGE  | 2TA        | 2TE | 2TZ       | 2TL   | 2TW    | 2TH      | 2TK               | 2TM     |
| SAFETY & SECURITY FEATURES  |            |     |           |       |        |          |                   |         |
| Air Bags <sup>(7)</sup> — Advanced multistage driver's and front-passenger (CG3)  | •          | •   | •         | •     | •      | •        | •                 | •       |
| — Supplemental side-curtain (CJ2/CGS)   | •          | •   | •         | •     | •      | •        | •                 | •       |
| — Supplemental side-seat (CJ1)  | •          | •   | •         | •     | •      | •        | •                 | •       |
| Belt Alert — Driver   | •          | •   | •         | •     | •      | •        | •                 | •       |
| — Passenger   | •          | •   | •         | •     | •      | •        | •                 | •       |
| Brakes — Power-assisted four-wheel disc antilock (BRT)  | •          | •   | •         | •     | •      | •        | •                 | •       |
| — Brake override  | •          | •   | •         | •     | •      | •        | •                 | •       |
| Electronic Stability Control <sup>(12)</sup> (BNB)  | •          | •   | •         | •     | •      | •        | •                 | •       |
| — Brake Assist (BGE)  | •          | •   | •         | •     | •      | •        | •                 | •       |
| — Electronic Roll Mitigation (BNS)  | •          | •   | •         | •     | •      | •        | •                 | •       |
| — Hill Start Assist (BNG)   | •          | •   | •         | •     | •      | •        | •                 | •       |
| — Rain Brake Support (BHC)  | •          | •   | •         | •     | •      | •        | •                 | •       |
| — Ready Alert Braking (BHD)   | •          | •   | •         | •     | •      | •        | •                 | •       |
| — All-Speed Traction Control  | •          | •   | •         | •     | •      | •        | •                 | •       |
| Trailer Sway Damping (BNT)  | •          | •   | •         | •     | •      | •        | •                 | •       |
| Hill Descent Control (included with Off-Road Group) (BNH)   | P          |     | P         |       | •      | P        | P                 | P       |
| Electronic Parking Brake (XC4)  | •          | •   | •         | •     | •      | •        | •                 | •       |
| Camera — ParkView® Rear Back-Up Camera <sup>(6)</sup> with dynamic grid lines and centre lines (XAC)  | •          | •   | •         | •     | •      | •        | •                 | •       |
| Surround-View Camera <sup>(6)</sup> (included in Advanced Safety Group and M1 Equipment Package; not available with ParkView Rear Back-Up Camera <sup>(6)</sup> ) (XAK)   |            |     |           | P     |        | P        | P                 | P       |
| Blind-Spot Monitoring and Rear Cross-Path and Trailer Detection <sup>(6)</sup> (optional with L1, H2 and X2 Equipment Packages; requires Premium Lighting Group on Big Horn; included in P1, P2 and R1 Equipment Packages) (XAN)  | 0          |     | 0         | 0     | 0      | P        | P                 | •       |
| Full-Speed Forward Collision Warning Plus with Active Braking <sup>(6)</sup> (included with Level 1 Safety Group) (LSU)   | P          |     | P         | •     | •      | •        | •                 | •       |
| Lane Departure Warning <sup>(6)</sup> (included in Level 1 Safety Group, Advanced Safety Group and M1 Equipment Package) (LAS)  |            |     |           | P     | P      | P        | P                 | P       |
| Head Restraints, <sup>(11)</sup> Front — Outboard — Four-way manual-adjustable (up/down, fore/aft) (CDP)  | •          | •   | •         | •     | •      | •        | •                 | •       |
| Head Restraints, <sup>(11)</sup> Rear — Manual dump feature on outboard seating positions (CSH)   | •          | •   | •         | •     | •      | •        | •                 | •       |
| Parking Sensors <sup>(6)</sup> — Park-Sense® Front and Rear Park Assist with Rear Park-Sense Stop <sup>(6)</sup> (optional with H1 and X1 Equipment Packages; included with H2, X2, P1 and P2 Equipment Packages; Fleet-only option for Tradesman includes fog lamps) (XH4) | F          |     | 0/P       | 0/P   | 0/P    | 0/P      | •                 | •       |
| Parallel and Perpendicular Park Assist <sup>(6)</sup> (included in Advanced Safety Group and M1 Equipment Package) (XH5)  |            |     |           | P     |        | P        | P                 | P       |
| Pedestrian Automatic Emergency Braking <sup>(6)</sup> (included with Level 1 Safety Group and Advanced Safety Group) (LST)  | P          | P   | P         | P     | P      | P        | P                 | P       |
| Remote Keyless Entry — Controls for power locks (including doors, tailgate and RamBox® System when so equipped); illuminated entry system, panic alarm; includes two transmitters (GXM)   | •          | •   | •         | •     | •      | •        | •                 | •       |
| Remote Start System — Key fob activation (optional; included in H2 and X2 Equipment Packages) (XBM)   |            |     | 0/P       | 0/P   | 0/P    | •        | •                 | •       |
| Restraints — Front three-point seat belts, shoulder height-adjustable (outboard seating positions)  | •          | •   | •         | •     | •      | •        | •                 | •       |
| — Front three-point seat belt (centre seating position, bench only)   | •          | •   | •         |       |        | •        |                   |         |
| — Rear three-point seat belts (all seating positions)   | •          | •   | •         | •     | •      | •        | •                 | •       |
| Child Seat Anchor System — LATCH-ready (CGU)  | •          | •   | •         | •     | •      | •        | •                 | •       |



SALES TEAM

SEDAN

MINIVANS/CROSSOVERS

SPORT UTILITY

TRUCKS/COMMERCIAL

LAW ENFORCEMENT

| RAM 1500 STANDARD FEATURES AND OPTIONS   | Tradesman® | HFE | Big Horn® | Sport | Rebel® | Laramie® | Limited Longhorn® | Limited |
|--|------------|-----|-----------|-------|--------|----------|-------------------|---------|
| CPOS PACKAGE   | 2TA        | 2TE | 2TZ       | 2TL   | 2TW    | 2TH      | 2TK               | 2TM     |
| <b>SAFETY &amp; SECURITY FEATURES</b> continued  |            |     |           |       |        |          |                   |         |
| Security — Sentry Key® engine immobilizer (GXX)  | •          | •   | •         | •     | •      | •        | •                 | •       |
| — Security alarm (included in H2 and X2 Equipment Packages) (LSA)  |            |     | P         | P     | P      | •        | •                 | •       |
| Tire Pressure Monitor — Tire-specific display (XGM)  | •          | •   | •         | •     | •      | •        | •                 | •       |
| — Tire-fill alert system (LAW)   | •          | •   | •         | •     | •      | •        | •                 | •       |
| Trailer Brake Controller — Integrated electronic controller (requires Class IV hitch receiver; included with Trailer-Tow Group and Max Tow Package) (XHC)  | 0/P        |     | 0/P       | 0/P   | 0/P    | 0/P      | 0/P               | 0/P     |
| <b>PACKAGES/EQUIPMENT GROUPS</b>   |            |     |           |       |        |          |                   |         |
| Big Horn Level 1 Equipment Package (H1) — Includes rear in-floor storage (Crew Cab), switchable rear dome lamp, glove box lamp, upper closed glove box with painted hard door, auto-dimming interior rearview mirror, exterior power-folding mirrors with signal and puddle lamps, Universal Garage Door Opener, <sup>(13)</sup> four-gauge with 3.5-inch colour display, power-adjustable pedals, rear defroster, Uconnect® 4 with 8.4-inch display, rear power-sliding window, driver's-side sun visor mirror and light, single-disc CD player, remote, eight-way power driver's seat (fore/aft, up/down, cushion tilt, seatback recline), four-way power driver's lumbar (fore/aft, up/down), foam bottle inserts (front doors only), SiriusXM, <sup>(9)</sup> Class IV hitch receiver and Big Horn badge (on instrument panel) (A62) |            |     | 0         |       |        |          |                   |         |
| Big Horn Level 2 Equipment Package (H2) (includes H1 Equipment Package) — Remote Start System, security alarm, Park-Sense® Front and Rear Park Assist with Rear Park-Sense Stop, <sup>(6)</sup> heated front seats, heated steering wheel, Dual-Zone Automatic Temperature Control (ATC), rear: one 2.5A USB port (fully functional), rear: one 2.5A USB port (charging-only), front seat, 115-volt outlet (three-prong), battery-fed, rear seat, 115-volt outlet (three-prong), battery-fed, 400-watt inverter, fully dampened/assisted tailgate and 7-inch programmable cluster display (A63)  |            |     | 0         |       |        |          |                   |         |
| Chrome Appearance Package (Laramie) — Includes monotone paint, chrome window mouldings, chrome tow hooks and chrome wheel-to-wheel side steps (optional with P1 and P2 Equipment Packages only; not available with Sport Appearance Package or Night Edition Package) (AMP)  |            |     |           |       |        | 0        |                   |         |
| Chrome Appearance Package (Tradesman) — Includes chrome front and rear bumpers, chrome grille surround, 18-inch painted aluminum wheels and P18-inch BSW All-Season tires (optional with L1 Equipment Package) (AMP)   | 0          |     |           |       |        |          |                   |         |
| Laramie Level 1 Equipment Package (P1) — Includes Auto High-Beam Headlamp Control, rain-sensing windshield wipers, single-disc CD player, remote, Blind-Spot Monitoring and Rear Cross-Path and Trailer Detection, <sup>(6)</sup> foam bottle inserts (front doors only), tailgate-ajar warning lamp, power-release tailgate, 60/40 stadium-folding rear bench with manual recline and 20 percent fold-down centre console (not available with Quad Cab®), and Park-Sense Front and Rear Park Assist with Rear Park-Sense Stop <sup>(6)</sup> (A66)  |            |     |           |       |        | 0        |                   |         |
| Laramie Level 2 Equipment Package (P2) — Includes P1 Equipment Package, Uconnect 4C NAV, <sup>(8)</sup> wireless charging pad (available with bucket seats only), Premium Plus Sound System, heated rear seat (three adjustment levels each) and rear underseat storage (Crew Cab models only) (A67)   |            |     |           |       |        | 0        |                   |         |
| Level 1 Safety Group — Includes Pedestrian Automatic Emergency Braking, Forward Collision Warning with Active Braking <sup>(6)</sup> and Lane Departure Warning with Lane Keep Assist <sup>(6)</sup> (AJ1)   | 0          |     | 0         |       |        |          |                   |         |
| Limited Level 1 Equipment Package (M1) — Includes Adaptive Cruise Control with Stop and Go, <sup>(6)</sup> Full-Speed Forward Collision Warning Plus, <sup>(6)</sup> Lane Departure Warning, <sup>(6)</sup> Surround-View Camera, <sup>(6)</sup> Parallel and Perpendicular Park Assist, <sup>(6)</sup> ventilated rear seat (three adjustment levels each) and Premium Plus Sound System (A69)  |            |     |           |       |        |          |                   | 0       |
| Limited Longhorn Level 1 Equipment Package (R1) — Includes wireless charging pad, Blind-Spot Monitoring and Rear Cross-Path and Trailer Detection, <sup>(6)</sup> power-operated running boards, Uconnect 12-inch radio, rear-seat ventilation (three adjustment levels each) and Premium Plus Sound System (A68)  |            |     |           |       |        |          | 0                 |         |
| Night Edition Package (Big Horn) — Includes Black grille, 20x9-inch Black-painted aluminum wheels (WRP), 20-inch OWL All-Season tires, Black badges, Black exhaust tip, dual (packaged to 5.7L HEMI® V8 only), headlamps with dark internal bezels and taillamps with dark internal bezels (optional with H2 Equipment Package only) (ASH)   |            |     | 0         |       |        |          |                   |         |



SALES TEAM

SEDAN

MINIVANS/CROSSOVERS

SPORT UTILITY

TRUCKS/COMMERCIAL

LAW ENFORCEMENT

| RAM 1500 STANDARD FEATURES AND OPTIONS   | Tradesman® | HFE | Big Horn® | Sport | Rebel® | Laramie® | Limited Longhorn® | Limited |
|--|------------|-----|-----------|-------|--------|----------|-------------------|---------|
| CPOS PACKAGE   | 2TA        | 2TE | 2TZ       | 2TL   | 2TW    | 2TH      | 2TK               | 2TM     |
| <b>PACKAGES/EQUIPMENT GROUPS</b> continued   |            |     |           |       |        |          |                   |         |
| Night Edition Package (Laramie) — Includes Dark Grey grille, 22x9-inch Black-painted aluminum wheels (WPH), 22-inch BSW All-Season tires, Black badges, Black exhaust tip, dual (packaged to 5.7L HEMI® V8 only), headlamps with dark internal bezels, taillamps with dark internal bezels and Black tubular side steps (optional with P2 Equipment Package only; not available with Chrome Appearance Package) (ASH)  |            |     |           | 0     |        | 0        |                   |         |
| Night Edition Package (Limited) — Includes Black exterior paint only, body-colour door handles, sport performance hood, soft folding tonneau cover, Black tow hooks, Black exhaust tips, body-colour mirrors, Black badges, Black headlamp/taillamp bezels, Black daylight opening mouldings, premium 19-speaker audio system, Black interior (ALC) and 22-inch Black-painted aluminum wheels (WP9) (ASH)  |            |     |           |       |        |          |                   | 0       |
| Night Edition Package (Rebel) — Includes Black exterior paint only, Black badges, blacked-out grille and front bumper, 18-inch Gloss Black-painted aluminum wheels (WBS) and Black interior (ASH)  |            |     |           |       | 0      |          |                   |         |
| North Edition Package (Big Horn) — Includes Hill Descent Control, e-locker rear axle, body-colour door handles, 4x4 decal, tow hooks, engine block heater, body-colour exterior mirrors, rubber floor mats, body-colour front and rear bumpers, body-colour grille, front and rear extra-heavy-duty shocks and LT275/65R18C OWL On-/Off-Road tires (Crew Cab 4x4 only) (ASP)   |            |     | 0         |       |        |          |                   |         |
| Rebel Level 1 Equipment Package (X1) — Includes switchable rear dome lamp, auto-dimming interior rearview mirror, exterior power-folding mirrors with signal and puddle lamps, Universal Garage Door Opener <sup>(13)</sup> power-adjustable pedals, heated front seats, heated steering wheel, rear defroster, Uconnect® 4 with 8.4-inch display, driver's-side sun visor mirror and light, single-disc CD player remote and foam bottle inserts (front doors only) (A64)                   |            |     |           |       | 0      |          |                   |         |
| Rebel Level 2 Equipment Package (X2) (includes X1 Equipment Package) — Remote Start System, Keyless Enter 'n Go™ security alarm, rain-sensing windshield wipers, Park-Sense® Front and Rear Park Assist with Rear Park-Sense Stop <sup>(6)</sup> Dual-Zone Automatic Temperature Control, rear: one 2.5A USB port (fully functional), rear: one 2.5A USB port (charging-only), rear seat, 115-volt outlet (three-prong), battery-fed and rear underseat storage (Crew Cab models only) (A65) |            |     |           |       | 0      |          |                   |         |
| Sport Appearance Package (Laramie) — Includes monotone paint only, body-colour front and rear bumpers, body-colour grille surround, body-colour door handles, body-colour mirror caps, Sport hood, 20x9-inch cast-aluminum premium paint/polished/insert wheels and P20-inch OWL All-Season tires (leather-trimmed bucket seats; optional with P1 and P2 Equipment Packages; not available with Chrome Appearance Package) (AEF)   |            |     |           |       |        | 0        |                   |         |
| Tradesman Level 1 Equipment Package (L1) — Includes rear in-floor storage, rear backlight, power-sliding, cloth 40/20/40 bench seat, carpet floor covering, carpet floor mats and SiriusXM <sup>(9)</sup> (A61)  | 0          |     |           |       |        |          |                   |         |
| <b>FUNCTIONAL PACKAGES/ GROUPS</b>   |            |     |           |       |        |          |                   |         |
| Advanced Safety Group — Includes Adaptive Cruise Control with Stop and Go <sup>(6)</sup> Lane Departure Warning <sup>(6)</sup> 360° Surround-View Camera <sup>(6)</sup> Auto High-Beam Headlamp Control, and Parallel and Perpendicular Park Assist <sup>(6)</sup> (optional with P2 and R1 Equipment Packages) (ALP)  |            |     |           | 0     |        | 0        | 0                 | 0       |
| Bed Utility Group — Includes upper adjustable tie-downs, bed extender (available with RamBox® System only), deployable, bed step, bed lighting and spray-in bedliner (Big Horn/Laramie models only; optional with L1, H1, H2, X1, X2, P1 and P2 Equipment Packages) (ANT)  | 0          |     | 0         | 0     | 0      | 0        | 0                 | 0       |
| Body-Colour Bumper Group — Includes body-colour front bumper and body-colour rear bumper (ALN)   |            |     |           |       |        |          | 0                 | 0       |
| Comfort Convenience Group — Includes driver's-seat and exterior mirror memory, four-way driver's power lumbar, wireless charging pad, remote tailgate release, eight-way power seats for driver and passenger, and heated second-row seats (requires X1 Equipment Package) (AFB)   |            |     |           | 0     | 0      |          |                   |         |
| Leather & Sound Group — Includes leather-trimmed seating, premium sound system and Uconnect 12-inch radio (AZ5)  |            |     |           | 0     | 0      |          |                   |         |
| Max Tow Package — Includes max towing 256-mm rear axle with 3.92 axle ratio, Trailer Brake Controller, Class IV hitch receiver, trailer tow mirrors, full-size spare tire, 18x8-inch cast-aluminum base paint and LT18-inch OWL On-/Off-Road tires (available on 5.7L HEMI V8 BSG 4x2 Quad Cab® only) (AJL)  | 0          |     | 0         |       |        | 0        |                   |         |



SALES TEAM

SEDAN

MINIVANS/CROSSOVERS

SPORT UTILITY

TRUCKS/COMMERCIAL

LAW ENFORCEMENT

RAM 1500 STANDARD FEATURES AND OPTIONS

CPOS PACKAGE

FUNCTIONAL PACKAGES/GROUPS *continued*

|   | Tradesman® | HFE | Big Horn® | Sport | Rebel® | Laramie® | Limited Longhorn® | Limited |
|---|------------|-----|-----------|-------|--------|----------|-------------------|---------|
|   | 2TA        | 2TE | 2TZ       | 2TL   | 2TW    | 2TH      | 2TK               | 2TM     |
| Off-Road Group — Includes tow hooks, front suspension skid plate, transfer case skid plate (on 4x4 models only), electronic power steering skid plate, fuel tank skid plate, rear electronic locking axle (front), off-road calibrated shocks (rear), off-road calibrated shocks, branded off-road shocks (front; Rebel only), branded off-road shocks (rear; Rebel only), Hill Descent Control, off-road decals (both sides, rear quarter panel; not included with Rebel), LT18-inch OWL On-/Off-Road tires, P20-inch OWL All-Terrain tires (on Limited Longhorn and Limited; optional with 20-inch wheels on Big Horn) and full-size spare (optional with L1, H1 or H2 Equipment Packages; standard on all 4x2 and 4x4 Rebel models; not available with 4x2 non-Rebel models) (AWL) | 0          |     | 0         |       | •      | 0        | 0                 | 0       |
| Power Driver Seat Group — Cloth *V9 seating with eight-way power and four-way power lumbar (AFP)  | F          |     |           |       |        |          |                   |         |
| Premium Lighting Group — Includes bi-LED projector headlamps with signature lighting, LED taillamps with signature lighting and LED fog lamps (optional with H2 Equipment Package only) (AD6)   |            |     | 0         |       |        |          |                   |         |
| Protection Group — Includes tow hooks, front suspension skid plate, transfer case skid plate, electronic power steering skid plate and fuel tank skid plate (4x4 models only) (ADB)   | 0          |     | 0         |       |        | 0        | 0                 | 0       |
| Tradesman Group — Includes Class IV hitch receiver and spray-in bedliner (AS9)  | 0          |     |           |       |        |          |                   |         |
| Trailer-Tow Group — Includes Class IV hitch receiver, integrated Trailer Brake Controller and 7x11-inch trailer tow mirrors (AHC)   | 0          |     | 0         | 0     | 0      | 0        | 0                 | 0       |

• = Included. P = Available within Package noted. 0 = Optional. F = Fleet-only option.

Note: Some features and/or applications may be late availability.



Properly secure all cargo.

## RAM HEAVY DUTY

### PRODUCT HIGHLIGHTS

5-Year/160,000-Kilometre Diesel Powertrain Limited Warranty

Fifth-wheel towing — Up to 13,608 kg (30,000 lb)

Best-in-Class standard gas horsepower<sup>(31)</sup> – 410 hp

Diesel engine torque — Up to 1000 lb-ft

Diesel payload — Up to 3134 kg (6910 lb)

Diesel towing up to 15,921 kg (35,100 lb)

Gas payload — Up to 3483 kg (7680 lb)

Canada's Longest-Lasting Heavy-Duty Diesel Pickups<sup>(32)</sup>

Class-Exclusive<sup>(31)</sup> features include:

- Auto-Level Rear Air Suspension with load-levelling — Available
- Largest-in-Class 12-inch Touchscreen Radio — Available
- Power convex trailer tow mirrors — Available
- RamBox® Cargo Management System — Available

### SAFETY & SECURITY

Adaptive Cruise Control with Stop and Go<sup>(6)</sup> — Available

Air bags<sup>(7)</sup> — Advanced multistage driver's and front-passenger, supplemental front-seat-mounted side and supplemental side-curtain

Auto High-Beam Headlamp Control — Available

Blind-Spot Monitoring and Rear Cross-Path Detection<sup>(6)</sup> — Available

Electronic Stability Control (ESC)<sup>(12)</sup> with Hill Start Assist, Trailer Sway Control, Electronic Roll Mitigation, Rain Brake Support, Ready Alert Braking and Traction Control

Full-Speed Forward Collision Warning Plus with Active Braking<sup>(6)</sup> — Available

Lane Keep Assist<sup>(6)</sup> — Available

Park-Sense® Front and Rear Park Assist<sup>(6)</sup> — Available

ParkView® Rear Back-Up Camera<sup>(6)</sup> — Standard

Rain-sensing windshield wipers — Available



| ENGINES                        | HP  | TORQUE | OUTPUT   |
|--------------------------------|-----|--------|----------|
| 6.4L HEMI® V8                  | 410 | 429    | —        |
| 6.7L Cummins® I-6 Turbo Diesel | 370 | 850    | Standard |
| 6.7L Cummins I-6 Turbo Diesel  | 400 | 1000   | High     |





SALES TEAM

SEDAN

MINIVANS/CROSSOVERS

SPORT UTILITY

TRUCKS/COMMERCIAL

LAW ENFORCEMENT

| EXTERIOR DIMENSIONS, mm (in)        |                         |                         |                         |                         |                         |
|-------------------------------------|-------------------------|-------------------------|-------------------------|-------------------------|-------------------------|
| All specs are for base models only. | Regular Cab             |                         | Crew Cab                |                         | Mega Cab®               |
|                                     | 8' Box                  | 6'4" Box                | 8' Box                  | 6'4" Box                | 6'4" Box                |
| Overall Body Width                  | 2120 (83.5)             | 2120 (83.5)             | 2120 (83.5)             | 2120 (83.5)             | 2120 (83.5)             |
| Overall Height (4x2/4x4)            | 1981 (78)/2037 (80.2)   | 1987 (78.2)/2037 (80.2) | 1983 (78.1)/2035 (80.1) | —/2035 (80.1)           | —/2035 (80.1)           |
| Overall Length                      | 5892 (232)              | 6067 (238.8)            | 6626 (260.8)            | 6626 (260.8)            | 6348 (249.9)            |
| Track (front/rear)                  | 1745 (68.7)/1729 (68.1) | 1745 (68.7)/1729 (68.1) | 1745 (68.7)/1729 (68.1) | 1745 (68.7)/1729 (68.1) | 1745 (68.7)/1729 (68.1) |
| Wheelbase                           | 3561 (140.2)            | 3785 (149)              | 4293 (169)              | 4293 (169)              | 4074 (160.4)            |

| RAM 3500 EXTERIOR DIMENSIONS, mm (in) |                         |                         |                             |                         |                         |                         |
|---------------------------------------|-------------------------|-------------------------|-----------------------------|-------------------------|-------------------------|-------------------------|
|                                       | Regular Cab             |                         | Crew Cab                    |                         |                         | Mega Cab                |
|                                       | 8' Box                  | 8' Box DRW              | 6'4" Box                    | 8' Box                  | 8' Box DRW              | 6'4" Box                |
| Overall Body Width                    | 2120 (83.5)             | 2450 (96.5)             | 2120 (83.5)                 | 2120 (83.5)             | 2450 (96.5)             | 2120 (83.5)             |
| Overall Height (4x2/4x4)              | 1976 (77.8)/2019 (79.5) | 1976 (77.8)/2019 (79.5) | 1988.8 (78.3)/2042.2 (80.4) | 1990 (78.4)/1990 (78.4) | 1959 (77.1)/2015 (79.3) | —/2036 (78.5)           |
| Overall Length                        | 5892 (232)              | 5892 (232)              | 6065.5 (238.8)              | 6626 (260.8)            | 6626 (260.8)            | 6348 (249.9)            |
| Track (front/rear)                    | 1719 (67.7)/1703 (67.1) | 1769 (69.6)/1927 (75.9) | 1719.6 (67.7)/1704.3 (67.1) | 1719 (67.7)/1703 (67.1) | 1769 (69.6)/1927 (75.9) | 1719 (67.7)/1704 (67.1) |
| Wheelbase                             | 3560 (140.2)            | 3560 (140.2)            | 3787.1 (149.1)              | 4294 (169)              | 4294 (169)              | 4074 (160.4)            |

| INTERIOR DIMENSIONS, mm (in) |             |                         |                         |
|------------------------------|-------------|-------------------------|-------------------------|
|                              | Regular Cab | Crew Cab                | Mega Cab                |
| Headroom (front/rear)        | 1011 (39.8) | 1038 (40.9)/1010 (39.8) | 1038 (40.9)/1023 (40.3) |
| Hip Room (front/rear)        | 1598 (62.9) | 1598 (62.9)/1593 (62.7) | 1598 (62.9)/1595 (62.8) |
| Shoulder Room (front/rear)   | 1675 (65.9) | 1675 (65.9)/1666 (65.6) | 1675 (65.9)/1667 (65.6) |
| Legroom (front/rear)         | 1040 (40.9) | 1040 (40.9)/1022 (40.2) | 1038 (40.9)/1096 (43.1) |
| Seating Capacity (maximum)   | 3           | 6                       | 6                       |

| INTERIOR DIMENSIONS, mm (in)           |               |               |
|--|---------------|---------------|
|  | 6'4" Box      | 8' Box        |
| Maximum Length at Floor                | 1938 (76.3)   | 2496.8 (98.3) |
| Front of Box to End of Closed Tailgate | 1938.5 (76.3) | 2496.5 (98.3) |
| Depth of Box/ Open Tailgate            | 511.1 (20.1)  | 513 (20.2)    |
| Cargo Volume, L (cu ft)                | 1628.2 (57.5) | 2118.1 (74.7) |
| Width between Wheelhousings            | 1295.4 (51)   | 1295.4 (51)   |
| Maximum Width, Wall-to-Wall            | 1686.9 (66.4) | 1686.9 (66.4) |

| TOWING, maximum, kg (lb) |                 |
|--------------------------|-----------------|
| Ram 2500                 | 8972 (19,780)   |
| Ram 3500                 | 15,921 (35,100) |

| PAYLOAD, kg (lb) |             |
|------------------|-------------|
| Ram 2500         | 1837 (4050) |
| Ram 3500         | 3484 (7680) |

Based on 2020MY vehicle information.

| EXTERIOR PAINT COLOURS |  |
|------------------------|--|
|                        |  |
|                        |  |
|                        |  |
|                        |  |
|                        |  |
|                        |  |



SALES TEAM

SEDAN

MINIVANS/CROSSOVERS

SPORT UTILITY

TRUCKS/COMMERCIAL

LAW ENFORCEMENT

| RAM HEAVY DUTY STANDARD FEATURES AND OPTIONS   | Tradesman® | Big Horn® | Power Wagon® | Laramie® | Limited Longhorn® | Limited |
|--|------------|-----------|--------------|----------|-------------------|---------|
| CPOS PACKAGE   | 2TA        | 2TZ       | 2TP          | 2TH      | 2TK               | 2TM     |
| <b>BODY MODEL</b>  |            |           |              |          |                   |         |
| Regular Cab 8' Box — 140.2-inch wheelbase  | •          | •         |              |          |                   |         |
| Crew Cab 6'4" Box — 149.1-inch wheelbase (single rear wheel only)  | 0          | 0         | •            | •        | •                 | •       |
| Crew Cab 8' Box — 169-inch wheelbase   | 0          | 0         |              | 0        | 0                 | 0       |
| Mega Cab® 6'4" Box — 160.4-inch wheelbase (4x4 only)   |            | 0         |              | 0        | 0                 | 0       |
| <b>DRIVE</b>   |            |           |              |          |                   |         |
| 4x2 (2500/3500)  | •          | •         |              | •        | •                 | •       |
| 4x4 (2500/3500)  | 0          | 0         | •            | 0        | 0                 | 0       |
| <b>ENGINES / TRANSMISSIONS / AXLES</b>   |            |           |              |          |                   |         |
| 6.4L HEMI® Gas/8-speed Automatic (8HP75) (ESA/DFX)   | •          | •         | •            | •        | •                 | •       |
| — 11.5-inch rear axle/3.73 ratio (2500/3500 single rear wheel; standard on DFX + AR9) (DRQ/DME)  | •          | •         |              | •        | •                 | •       |
| — 11.5-inch rear axle/4.10 ratio (2500/3500 single rear wheel; optional on DFX + AR9, must have DSA) (DRQ/DMF)   | 0          | 0         | •            | 0        | 0                 | 0       |
| — 11.5-inch rear axle/3.73 ratio (3500 dual rear wheel; included with DFX + WLA) (DRX/DME)   | P          | P         |              | P        | P                 | P       |
| — 11.5-inch rear axle/4.10 ratio (3500 dual rear wheel; optional on DFX + WLA) (DRX/DMF)   | 0          | 0         |              | 0        | 0                 | 0       |
| 6.7L Cummins® Diesel/6-speed Automatic (68RFE) — Standard output (ETL/DG7)   | 0          | 0         |              | 0        | 0                 | 0       |
| — 11.5-inch rear axle/3.73 ratio (2500/3500 single rear wheel; standard on DG7 + AR9) (DRQ/DME)  | •          | •         |              | •        | •                 | •       |
| — 11.5-inch rear axle/3.73 ratio (3500 dual rear wheel; included with DG7 + WLA) (DRX/DME)   | P          | P         |              | P        | P                 | P       |
| — 11.5-inch rear axle/4.10 ratio (3500 dual rear wheel; optional on DG7 + WLA) (DRX/DMF)   | 0          | 0         |              | 0        | 0                 | 0       |
| 6.7L Cummins Diesel/6-speed Heavy-Duty Automatic (AISIN® AS69RC) — High Output (3500 only; included with Max Tow Package (AJL)) (ETM/DF2)  | 0/P        | 0/P       |              | 0/P      | 0/P               | 0/P     |
| — 12-inch rear axle/3.73 ratio (3500 single rear wheel only; included with DF2 + AR9) (DR7/DME)  | P          | P         |              | P        | P                 | P       |
| — 12-inch rear axle/3.73 ratio (3500 dual rear wheel only; included with DF2 + WLA) (DRC/DME)  | P          | P         |              | P        | P                 | P       |
| — 12-inch rear axle/4.10 ratio (3500 dual rear wheel only; optional on DF2 + WLA) (DRC/DMF)  | 0/P        | 0/P       |              | 0/P      | 0/P               | 0/P     |
| <b>MECHANICAL FEATURES</b>   |            |           |              |          |                   |         |
| Active-Level™ Rear Air Suspension (not available with 3500 gas Regular Cab single rear wheel 4x4s or 2500 gas Regular Cab; not available with Off-Road Group; included with Max Tow Package) (SEB)                         | 0/P        | 0/P       |              | 0/P      | 0/P               | 0/P     |
| Alternator — Dual, 2 x 220-amp = 440-amp (diesel engines only) (XF7)   | 0          | 0         |              | 0        | 0                 | 0       |
| — Dual, 160 + 220 = 380-amp (gas engine only) (XF5)  | 0          | 0         | 0            | 0        | 0                 | 0       |
| — Single 180-amp (gas engine: standard; diesel engines: standard on 2TA, 2TZ and 2TP only; not available on 2TH, 2TK and 2TM) (BAD)  | •          | •         | •            | •        | •                 | •       |
| — Single 220-amp (gas engine: optional; diesel engines: optional on 2TA, 2TZ and 2TY only; standard on 2TH, 2TK and 2TM; all engines: included with Snow Chief Group (AD2) and Heavy-Duty Snow Plow Prep Group (AHD)) (BA) | 0/P        | 0/P       |              | •/0/P    | •/0/P             | •/0/P   |
| Battery — 730-amp, maintenance-free (BCN)  | •          | •         | •            | •        | •                 | •       |
| — Dual 730-amp, maintenance-free (included with diesel engine) (BCC)   | P          | P         |              | P        | P                 | P       |
| Brake Assist (BGE)   | •          | •         | •            | •        | •                 | •       |
| Brakes — Power-assisted four-wheel antilock (BRT)  | •          | •         | •            | •        | •                 | •       |
| Diesel Exhaust Brake (included with diesel engine) (NEN)   | P          | P         |              | P        | P                 | P       |
| Differential — Antispin rear (2500: optional, required if 4.10 axle and gas engine; 3500: standard) (DSA)  | 0/•        | 0/•       |              | 0/•      | 0/•               | 0/•     |
| — Electronically locking, front and rear (included with Power Wagon Group) (DSE)   | P          |           | •            |          |                   |         |
| — Open (2500: standard, not available with 4.10 axle ratio; 3500: not available) (DS8)   | •          | •         |              | •        | •                 | •       |



SALES TEAM

SEDAN

MINIVANS/CROSSOVERS

SPORT UTILITY

TRUCKS/COMMERCIAL

LAW ENFORCEMENT

| RAM HEAVY DUTY STANDARD FEATURES AND OPTIONS  | Tradesman® | Big Horn® | Power Wagon® | Laramie® | Limited Longhorn® | Limited |
|---|------------|-----------|--------------|----------|-------------------|---------|
| CPOS PACKAGE  | 2TA        | 2TZ       | 2TP          | 2TH      | 2TK               | 2TM     |
| <b>MECHANICAL FEATURES</b> continued  |            |           |              |          |                   |         |
| Electronic Roll Mitigation (BNS)  | •          | •         | •            | •        | •                 | •       |
| Electronic Stability Control <sup>(12)</sup> (BNB)  | •          | •         | •            | •        | •                 | •       |
| Engine Thermal — Active grille shutters (MDX)   | •          | •         | •            | •        | •                 | •       |
| — Engine block heater (NHK)   | •          | •         | •            | •        | •                 | •       |
| — Engine cooling — Heavy-duty (standard with Cummins®) (NMC)  | P          | P         | P            | P        | P                 | P       |
| — Front grille cover (included with diesel engine) (XD6)  | P          | P         |              | P        | P                 | P       |
| — Supplemental cabin heater (included with diesel engines) (HDB)  | P          | P         |              | P        | P                 | P       |
| Fuel Tank — 106-litre (28-gallon) (standard on Regular Cab, diesel engines) (NGC)   | P          | P         |              |          |                   |         |
| — 117-litre (31-gallon) (standard on Crew Cab and Mega Cab® with 6'4" box) (NFT)  | •          | •         | •            | •        | •                 | •       |
| — 121-litre (32-gallon) (standard on Regular Cab and Crew Cab with 8' box) (NFX)  | •/0        | •         |              | •        | •                 | •       |
| — Fuel tank (included with Power Wagon Group) (XEE)   | P          |           | •            |          |                   |         |
| Hill Start Assist (BNG)   | •          | •         | •            | •        | •                 | •       |
| Keyless Go (GX4)  | •          | •         | •            | •        | •                 | •       |
| Mechanical Park Brake   | •          | •         | •            | •        | •                 | •       |
| Ready Alert Braking (BHD)   | •          | •         | •            | •        | •                 | •       |
| Shocks — Front, heavy-duty — Magneti Marelli® with KONI® Frequency Selective Damping (FSD) valving (SFB)  | •          | •         |              | •        | •                 | •       |
| — Rear, heavy-duty — Magneti Marelli with KONI FSD valving (SGB)  | •          | •         |              | •        | •                 | •       |
| — Front, performance-tuned — Bilstein® (included with Off-Road Group and Power Wagon Equipment Group on Tradesman) (SFC)  | P          | P         | •            | P        | P                 | P       |
| — Rear, performance-tuned — Bilstein (included with Off-Road Group and Power Wagon Equipment Group on Tradesman) (SGC)  | P          | P         | •            | P        | P                 | P       |
| Skid Plates (4x4) — Skid plate, transfer case (included with Protection Group, Snow Chief Group, Off-Road Group, Power Wagon Group and Heavy-Duty Snow Plow Prep Group) (XEF) | P          | P         | •            | P        | P                 | P       |
| Steering — Power, recirculating ball (SBE)  | •          | •         | •            | •        | •                 | •       |
| Suspension — Ram Articulink™ (included with Power Wagon Group) (SD1)  | P          |           | •            |          |                   |         |
| — Rear link with coil springs (2500 only)   | •          | •         | •            | •        | •                 | •       |
| — Rear Hotchkiss leaf spring (3500 only)  | •          | •         |              | •        | •                 | •       |
| — Three-link front  | •          | •         | •            | •        | •                 | •       |
| Stabilizer Bar — Front, electronic disconnecting (included with Power Wagon Group) (SHG)  | P          |           | •            |          |                   |         |
| — Front, standard (SHA)   | •          | •         |              | •        | •                 | •       |
| Tow Hooks — Black, 2500 (4x2: free-standing option; 4x4: included with Protection Group, Off-Road Group and Power Wagon Group; all: included with diesel engine) (XEA)        | 0/P        | 0/P       | •            | 0/P      | •                 |         |
| — Black — 3500 (Tradesman: optional on 4x2 Regular Cab) (XEA)   | 0/•        | •         |              | •        | •                 |         |
| — Chrome (included with Chrome Appearance Group on Laramie) (XHQ)   |            |           |              | P        | 0                 | •       |
| Traction Control (BNM)  | •          | •         | •            | •        | •                 | •       |
| Trailer Sway Control (BNT)  | •          | •         | •            | •        | •                 | •       |
| Trailer Tow — 13,608-kg (30,000-lb) (3500 only; Fifth-Wheel/Gooseneck Prep Group; included with Max Tow Package) (XNH)  | 0/P        | 0/P       |              | 0/P      | 0/P               | 0/P     |
| — Class V hitch receiver (20,000 2500/23,000 3500) (XFR)  | •          | •         | •            | •        | •                 | •       |
| — Four-pin trailer harness plug, rear bumper (combination receptacle with seven-pin) (XFU)  | •          | •         | •            | •        | •                 | •       |



SALES TEAM

SEDAN

MINIVANS/CROSSOVERS

SPORT UTILITY

TRUCKS/COMMERCIAL

LAW ENFORCEMENT

| RAM HEAVY DUTY STANDARD FEATURES AND OPTIONS   | Tradesman® | Big Horn® | Power Wagon® | Laramie® | Limited Longhorn® | Limited |
|--|------------|-----------|--------------|----------|-------------------|---------|
| CPOS PACKAGE   | 2TA        | 2TZ       | 2TP          | 2TH      | 2TK               | 2TM     |
| <b>MECHANICAL FEATURES</b> continued   |            |           |              |          |                   |         |
| — Mopar® Fifth-Wheel Hitch – 9072-kg (20,000-lb) (Fifth-Wheel/Gooseneck Prep Group) (XML)  | 0          | 0         |              | 0        | 0                 | 0       |
| — Seven-pin trailer harness plug, rear bumper (combination receptacle with four-pin) (XFK)   | •          | •         | •            | •        | •                 | •       |
| Transfer Cases (4x4 only) — Electronic shift-on-the-fly (DK3)  | 0          | •         |              | •        | •                 | •       |
| — Manual shift-on-the-fly (DK1)  | •          |           | •            |          |                   |         |
| Upfitter Electronic Monitoring Module (VSIM) (XXS)   | 0          | 0         | 0            | 0        | 0                 | 0       |
| Winch — WARN® front electric 5443-kg (12,000-lb) capacity (included with Power Wagon Group) (XE5)  | P          |           | •            |          |                   |         |
| <b>EXTERIOR FEATURES</b>   |            |           |              |          |                   |         |
| Antenna — Puck, driver's-side (SDAR/GPS) (included with satellite radio and navigation antenna)  | P          | P         | P            | •        | •                 | •       |
| — Shark fin, passenger-side (RD3)  | •          | •         | •            | •        | •                 | •       |
| Bed Step — Rear, deployable – Mopar (included with Bed Utility Group) (MDN)  | P          | P         | P            | P        | 0                 | 0       |
| Bedliner — Spray-in Delete (XM9)   |            |           |              |          | 0                 | 0       |
| — Spray-in (included with Bed Utility Group) (XMF)   | 0/P        | 0/P       | 0/P          | 0/P      | •                 | •       |
| Belt Moulding — Chrome (included with Chrome Appearance Group on Laramie) (MME)  |            |           |              | P        | •                 | •       |
| Bodyside Mouldings — Limited, Chrome (MHE)   |            |           |              |          |                   | •       |
| Bumpers — Chrome – Front (included with Chrome Appearance Group on Tradesman) (MCT)  | P          | •         |              | •        | •                 | •       |
| — Chrome – Rear (included with Chrome Appearance Group on Tradesman) (MBF)   | P          | •         |              | •        | •                 | •       |
| — Painted body-colour – Front (included with Sport Appearance Package and Body-Colour Bumper Group) (MBA)  |            | P         |              | P        |                   | P       |
| — Painted body-colour – Rear (included with Sport Appearance Package and Body-Colour Bumper Group) (MBC)   |            | P         |              | P        |                   | P       |
| — Painted Tradesman Black – Front (MB1)  | •          |           |              |          |                   |         |
| — Painted Tradesman Black – Rear (MBN)   | •          |           |              |          |                   |         |
| — Painted Walnut – Front (included with Limited Longhorn two-tone in Walnut Brown) (MBU)   |            |           |              |          | P                 |         |
| — Painted Walnut – Rear (included with Limited Longhorn two-tone in Walnut Brown) (MBV)  |            |           |              |          | P                 |         |
| — Powder-coated Black – Front (Power Wagon only) (MCS)   |            |           | •            |          |                   |         |
| — Powder-coated Black – Rear (Power Wagon only) (MB5)  |            |           | •            |          |                   |         |
| CHMSL — Lamp (incandescent) with cargo box illumination (LPE)  | •          | •         | •            | •        | •                 | •       |
| — LED, with camera (LPD)   |            | 0/P       | 0/P          | 0/P      | 0/P               | 0/P     |
| Clearance Lamps — Box and rear fender-mounted, LED (included with 3500 dual rear wheel) (LND)  | P          | P         |              | P        | P                 | P       |
| — Cab-mounted, LED (optional on 2500 and 3500 single rear wheel; included with 3500 dual rear wheel and Snow Chief Group) (LNC)  | 0/P        | 0/P       | •            | 0/P      | 0/P               | 0/P     |
| Door Handles, Exterior — Black (included with low-volume paint) (MNA)  | •          | P         |              |          |                   |         |
| — Body-colour (included with Sport Appearance Package) (MNK)   |            | P         | •            | P        |                   |         |
| — Body-colour with Chrome insert (MNE)   |            | •         |              | •        | •                 | •       |
| Fog Lamps — Halogen with cornering feature (included with Power Wagon Group, Blind-Spot Monitoring and Rear Cross-Path Detection <sup>(6)</sup> and Big Horn H1 and H2 Equipment Groups) (LNI) | P          | 0/P       |              |          |                   |         |
| — LED with cornering feature (included with Premium Lighting Group) (LNV)  | P          | P         | •            | •        | •                 | •       |
| Glass — Acoustic front door (Crew Cab and Mega Cab® only) (GAQ)  |            | •         | •            | •        | •                 | •       |
| — Tinted (GAC)   | •          | •         | •            | •        | •                 | •       |



SALES TEAM

SEDAN

MINIVANS/CROSSOVERS

SPORT UTILITY

TRUCKS/COMMERCIAL

LAW ENFORCEMENT

| RAM HEAVY DUTY STANDARD FEATURES AND OPTIONS  | Tradesman® | Big Horn® | Power Wagon® | Laramie® | Limited Longhorn® | Limited |
|---|------------|-----------|--------------|----------|-------------------|---------|
| CPOS PACKAGE  | 2TA        | 2TZ       | 2TP          | 2TH      | 2TK               | 2TM     |
| <b>EXTERIOR FEATURES</b> continued  |            |           |              |          |                   |         |
| — Tinted acoustic windshield (Crew Cab and Mega Cab® only) (GBH)  |            | •         | •            | •        | •                 | •       |
| — Tinted windshield (Regular Cab only on base Big Horn) (GBB)   | •          | •         |              |          |                   |         |
| Grilles — Big Horn — Chrome nostrils/Gloss Black billets (MFH)  |            | •         |              |          |                   |         |
| — Black — Gloss Black nostrils/Gloss Black billets (included with Night Edition Package) (MAK)  |            | P         |              | P        |                   |         |
| — Laramie — Chrome nostrils/Chrome billets (MF1)  |            |           |              | •        |                   |         |
| — Limited (MFJ)   |            |           |              |          |                   | •       |
| — Limited Longhorn (MFZ)  |            |           |              |          | •                 |         |
| — Power Wagon with Billet Silver RAM: surround, upper header/lower appliqué (MFM)   |            |           | •            |          |                   |         |
| — Tradesman — Chrome nostrils (included with Chrome Appearance Group) (MAF)   | P          |           |              |          |                   |         |
| — Tradesman — Painted Matte Black nostrils (MFF)  | •          |           |              |          |                   |         |
| — Upper header/lower appliqué — Chrome (included with Chrome Appearance Group on Tradesman) (MNQ)   | P          | •         |              | •        | •                 | •       |
| — Upper header/lower appliqué — Moulded-in colour (MMY)   |            |           | •            |          |                   |         |
| — Upper header/lower appliqué — Painted body-colour (included with Sport Appearance Package and Night Edition Package) (MM6)  |            | P         |              | P        |                   |         |
| — Upper header/lower appliqué — Painted Matte Black (MM5)   | •          |           |              |          |                   |         |
| Headlamps/Taillamps — Auto High-Beam Headlamp Control (included with Safety Group) (LMS)  | P          | P         | P            | P        | •                 | •       |
| — Automatic headlamps (LMG)   | •          | •         | •            | •        | •                 | •       |
| — Base quad-halogen headlamps (LME)   | •          | •         |              |          |                   |         |
| — Headlamp bezels, Chrome (MFP)   | •          | •         |              | •        | •                 | •       |
| — Headlamp bezels, Black (included with Night Edition Package) (MFA)  |            | P         | •            | P        |                   |         |
| — High-level signature LED directional headlamps (LM6)  |            |           |              |          | •                 | •       |
| — Incandescent taillamps (LA6)  | •          | •         |              |          |                   |         |
| — Mid-level LED headlamps (included with Premium Lighting Group) (LPX)  |            | P         | •            | •        |                   |         |
| — Premium LED taillamps (Red opaque centre; included with Premium Lighting Group and Blind-Spot Monitoring <sup>(6)</sup> ) (LAY)   | P          | P         | •            | •        | •                 | •       |
| — Taillamp bezels, Chrome (LTF)   | •          | •         |              | •        | •                 | •       |
| — Taillamp bezels, Black (included with Night Edition Package) (LTG)  |            | P         | •            | P        |                   |         |
| Lighting — Pickup box lighting (included with Bed Utility Group and RamBox® System) (LPL)   | O/P        | O/P       | O/P          | O/P      | •                 | •       |
| Mirrors, Exterior — Standard (2500 only; 6 x 9-inch)  | •          | •         | •            | •        | •                 | •       |
| — 6 x 9-inch manual (Black; standard on 2500 Regular Cab only) (GPU)  | •          |           |              |          |                   |         |
| — 6 x 9-inch power/heated (Black; standard on 2500 Tradesman Crew Cab; included with L1 Equipment Group on 2500 Tradesman Regular Cab; optional on Power Wagon; not available with X2 Equipment Group or Power Wagon Group) (GT6)   | •/P        |           | 0            |          |                   |         |
| — Trailer Tow (2500/3500; 7 x 11-inch), two-position foldaway with convex edge  |            |           |              |          |                   |         |
| — Trailer Tow, manual (Black; standard on 3500 Regular Cab only; optional on 2500 Regular Cab only) (GPD)   | •/0        |           |              |          |                   |         |
| — Trailer Tow, power/heated/puddle/turn/running/manual-folding (Black; standard on 3500 Tradesman Crew Cab; optional on 2500 Tradesman, all cabs; requires L1 Equipment Group; included with L1 Equipment Group on 3500 Tradesman Regular Cab; not available with Blind-Spot Monitoring <sup>(6)</sup> (XAN)) (GPG) | •/O/P      | •         |              |          |                   |         |
| — Trailer Tow, power/heated/puddle/turn/running/power-folding (Black; included with Blind-Spot Monitoring <sup>(6)</sup> ; included with H1 Equipment Group) (GP1)  | P          | P         | •            |          |                   |         |
| — Trailer Tow, power/heated/puddle/turn/running/power-folding (Chrome) (GP2)  |            |           |              | •        |                   |         |



SALES TEAM

SEDAN

MINIVANS/CROSSOVERS

SPORT UTILITY

TRUCKS/COMMERCIAL

LAW ENFORCEMENT

| RAM HEAVY DUTY STANDARD FEATURES AND OPTIONS  | Tradesman® | Big Horn® | Power Wagon® | Laramie® | Limited Longhorn® | Limited |
|---|------------|-----------|--------------|----------|-------------------|---------|
| CPOS PACKAGE  | 2TA        | 2TZ       | 2TP          | 2TH      | 2TK               | 2TM     |
| <b>EXTERIOR FEATURES</b> continued  |            |           |              |          |                   |         |
| — Trailer Tow, power/heated/puddle/turn/running/power-folding/power convex/trailer spotter light (Black; included with 360° Surround-View Camera System <sup>(6)</sup> ; includes decorative trim ring on door switches) (GU8)  |            | P         |              |          |                   |         |
| — Trailer Tow, power/heated/puddle/turn/running/memory/power-folding/power convex/trailer spotter light (Black; included with X2 Equipment Group on Power Wagon; included with Night Edition Package on Laramie; included with 360° Surround-View Camera System <sup>(6)</sup> on Power Wagon and Laramie; included with Blind-Spot Monitoring <sup>(6)</sup> on Laramie; included in P1 Equipment Group) (GPH) |            |           | P            | P        |                   |         |
| — Trailer Tow, power/heated/puddle/turn/running/memory/power-folding/power convex/trailer spotter light (Chrome; included with Blind-Spot Monitoring <sup>(6)</sup> and 360° Surround-View Camera System <sup>(6)</sup> ) (GU9)   |            |           |              | P        | •                 | •       |
| Paint — Lower two-tone (APD)  |            |           | •            | 0        | 0                 |         |
| — Monotone (included with Black paint on Power Wagon) (APA)   | •          | •         | P            | •        | •                 | •       |
| RamBox® Cargo Management System — Includes illuminated, lockable, drainable bins on both bed sides, 115-volt outlet driver's-side and pickup box lighting (short box only; single rear wheel only; Tradesman must have Remote Keyless Entry; not available with low-volume paints; not available with Fifth-Wheel/Gooseneck Prep Group; not available with Box Delete) (XB9)                                    | 0          | 0         | 0            | 0        | 0                 | •       |
| Side Steps/Running Boards — Running boards, power (must have P2 Equipment Group and 8.4-inch or 12-inch radio; included with R1 Equipment Group) (MY7)  |            |           |              | 0        | P                 | •       |
| — Side steps, flat, cab-length, Chrome (Crew Cab and Mega Cab® only included with dual-rear-wheel applications; optional on single rear wheel; packaged on dual-rear-wheel Limited Longhorn with monotone paint; requires Chrome Appearance Group on Tradesman) (MRS)   | 0          | 0         |              | 0        | 0/P               |         |
| — Side steps, flat, cab-length, painted (Crew Cab and Mega Cab only, included with dual-rear-wheel applications; optional on single rear wheel; optional with Night Edition Package on Laramie and Big Horn (Black; included with two-tone paint on Limited Longhorn) (MR4)   |            | 0         |              | 0        | 0/P               |         |
| — Side steps, flat, wheel-to-wheel, Chrome (Crew Cab and Mega Cab only, single-rear-wheel applications; standard on Limited Longhorn; included with monotone paint; requires Chrome Appearance Group on Tradesman) (MR5)  | 0          | 0         |              | 0        | •                 |         |
| — Side steps, flat, wheel-to-wheel, painted (Crew Cab and Mega Cab only, single-rear-wheel applications; optional with Night Edition Package on Big Horn and Laramie (Black); included with two-tone paint on Limited Longhorn) (MY5)   |            | 0         |              | 0        | P                 |         |
| — Side steps, tubular, Chrome, cab-length (Regular Cab only) (MRT)  | 0          | 0         |              |          |                   |         |
| — Side steps, tubular, Black, cab-length (Regular Cab and Power Wagon only) (MRU)   | 0          | 0         | 0            |          |                   |         |
| Tailgate — Damped (included with H2 Equipment Group) (MWD)  |            | P         | •            | •        | •                 | •       |
| — Locking (XJJ)   | •          | •         | •            | •        | •                 | •       |
| — Remote release (included with X1 and P1 Equipment Groups) (JKR)   |            |           | P            | P        | •                 | •       |
| Tie-Downs — Lower, fixed, boat style (four)   | •          | •         | •            | •        | •                 | •       |
| — Upper, adjustable (four; included with RamBox Utility Group) (CL2)  | P          | P         | P            | P        | P                 | P       |
| Tonneau Cover — Soft tri-fold (must have pickup box lighting) (CS7)   | 0          | 0         | 0            | 0        | 0                 | 0       |
| Wheel Flares — Black, Power Wagon design (included with Power Wagon Group on Tradesman) (MMZ)   | P          |           | •            |          |                   |         |
| — Painted accent-colour (included with lower two-tone paint) (MMJ)  |            |           |              | P        | P                 |         |
| — Painted body-colour (MML)   |            |           |              | •        | •                 | •       |
| Wheel Well Liners — Front (single-rear-wheel and dual-rear-wheel models) (MHR)  | •          | •         | •            | •        | •                 | •       |
| — Rear (dual rear wheel only; included with Dual Rear Wheel Group) (MWH)  | •          | •         | •            | •        | •                 | •       |
| — Rear (single rear wheel only; included with Power Wagon Group on Tradesman) (MWH)   | 0/P        | 0         | •            | •        | •                 | •       |
| Windshield Wipers — Rain-sensitive (included with X2, P1 Equipment Groups and Safety Group) (JHC)   | P          | P         | P            | P        | •                 | •       |
| — Variable/intermittent (JHA)   | •          | •         | •            | •        | •                 | •       |

| RAM HEAVY DUTY STANDARD FEATURES AND OPTIONS   | Tradesman® | Big Horn® | Power Wagon® | Laramie® | Limited Longhorn® | Limited |
|--|------------|-----------|--------------|----------|-------------------|---------|
| CPOS PACKAGE   | 2TA        | 2TZ       | 2TP          | 2TH      | 2TK               | 2TM     |
| INTERIOR FEATURES  |            |           |              |          |                   |         |
| Air Conditioning — Automatic temperature control with Dual-Zone (included with H2 and X2 Equipment Groups; included with 8.4-inch and 12-inch radios on 2TZ and 2TP; not available with Regular Cab) (HAF)   |            | P         | P            | •        | •                 | •       |
| — Manual temperature control (base air conditioning) (HAA)   | •          | •         | •            |          |                   |         |
| Auxiliary Switches — Instrument panel-mounted (LHL)  | 0          | 0         |              | 0        | 0                 | 0       |
| Consoles and Storage — Closeout panel, in-floor storage (Crew Cab only) (CUH)  | •          | •         | •            | •        |                   |         |
| — Fold-flat load floor (Crew Cab only) with underseat storage (included with *M9 seats and above) (CVN)  |            | P         | P            | P        | P                 | P       |
| — Full-size floor console (included with bucket seats) (CUP)   |            | P         |              | P        |                   |         |
| — Full-size floor console – Premium (included with bucket seats) (CVT)   |            |           |              |          | P                 | P       |
| — Lower instrument panel drawer (not available with centre console) (CW8)  |            | •         |              | •        |                   |         |
| — Overhead console (incandescent lighting; included with L1 Equipment Group on Regular Cab) (CUN)  | P/•        | •         | •            |          |                   |         |
| — Overhead console (LED lighting; included with X2 Equipment Group) (CUS)  |            |           | P            | •        | •                 | •       |
| — Storage, behind seat (Regular Cab and Mega Cab®) (CU3)   | •          | •         |              | •        | •                 | •       |
| — Storage, rear underseat compartment (Crew Cab only) (CUE)  | •          | •         | •            | •        | •                 | •       |
| — Storage, in-floor boxes, rear (Crew Cab only; included with H1, X1 and P1 Equipment Groups) (CB9)  |            | P         | P            | P        | •                 | •       |
| — Storage, front centre-seat cushion (included with seats: *VI, *M9, *S9 and *ZL; included with CD player on Tradesman *TX and *V9 seats; optional CD player packaged in this location) (CVH)  | P          | P         | P            | P        |                   |         |
| — Storage, floor-mounted tray (included only with bench seat; included with manual transfer case; “L”-shaped version surrounding T-case handle; included with bench seat on Crew Cab and Mega Cab 4x2 and 4x4 with e-transfer case; small storage tray; no tray included on Regular Cab 4x2 or 4x4 with e-transfer case) (CUY) | P          | P         | •            | P        |                   |         |
| Door Locks — Manual (Regular Cab only) (JE8)   | •          |           |              |          |                   |         |
| — Powered and speed-sensitive (included with L1 Equipment Group on Tradesman Regular Cab; standard on Crew Cab) (JPH)  | P/•        | •         | •            | •        | •                 | •       |
| Floor Covering — Carpet (included with L2 Equipment Group) (CKE)   | P          | •         | •            | •        | •                 | •       |
| — Vinyl, Black (not available on Mega Cab; includes floor mat mounting provision) (CKJ)  | •          | 0         | 0            |          |                   |         |
| — Delete Carpet, replace with vinyl (CK9)  | 0          |           |              |          |                   |         |
| Floor Mats — Front, carpeted (Regular Cab only, included with L2 Equipment Group) (CLA)  | P          | •         |              |          |                   |         |
| — Front and rear, carpeted (included with L2 Equipment Group; long, single rear mat) (CLE)   | P          | •         | 0            | •        |                   |         |
| — Front, rubber (Regular Cab only; included with vinyl floor covering on Big Horn and Tradesman if L2 Equipment Group) (CLY)   | 0/P        | 0/P       |              |          |                   |         |
| — Front and rear, rubber (included with vinyl floor covering on Big Horn and Tradesman if L2 Equipment Group; long, single rear mat) (CLF)   | 0/P        | 0/P       | •            | 0        |                   |         |
| — Front and rear, luxury rubber and carpet with metal badge (Limited Longhorn; long, single rear mat) (CLZ)  |            |           |              |          | •                 |         |
| — Front and rear, luxury rubber and carpet with metal badge (Limited; individual rear mats) (CLL)  |            |           |              |          |                   | •       |
| Instrument Cluster Display — Cluster display, 3.5-inch Driver Information Display (JAE)  | •          | •         |              |          |                   |         |
| — 3.5-inch Driver Information Display, colour (included with H1 Equipment Group) (JAK)   |            | P         |              |          |                   |         |
| — 7-inch Driver Information Display, colour (included with Safety Group on Tradesman and base Big Horn; included with H2 Equipment Group) (JAL)  | P          | P         | •            | •        | •                 | •       |
| Key, Remote Start System — Remote Start System, key fob-activated (included with H2 and X1 Equipment Groups) (XBM)   |            | 0/P       | 0/P          | •        | •                 | •       |
| Memory — Radio presets/driver’s-seat/exterior mirrors/power-adjustable pedals (included with X2 and P1 Equipment Groups) (LEV)   |            |           | P            | P        | •                 | •       |



SALES TEAM

SEDAN

MINIVANS/CROSSOVERS

SPORT UTILITY

TRUCKS/COMMERCIAL

LAW ENFORCEMENT

| RAM HEAVY DUTY STANDARD FEATURES AND OPTIONS  | Tradesman® | Big Horn® | Power Wagon® | Laramie® | Limited Longhorn® | Limited |
|---|------------|-----------|--------------|----------|-------------------|---------|
| CPOS PACKAGE  | 2TA        | 2TZ       | 2TP          | 2TH      | 2TK               | 2TM     |
| <b>INTERIOR FEATURES</b> continued  |            |           |              |          |                   |         |
| Mirror — Auto-dimming (included with RACam (Full-Speed Forward Collision Warning Plus; <sup>6)</sup> Adaptive Cruise Control with Stop and Go <sup>(6)</sup> and H1 Equipment Group) (GNK)  | P          | P         | •            | •        | •                 | •       |
| — Rearview, day/night (GNA)   | •          | •         | •            |          |                   |         |
| — Rearview, digital (included with Safety Group and M1 Equipment Group) (GTG)   | P          | P         | P            | P        | P                 | P       |
| Pedals — Non-adjustable (XA8)   | •          | •         | •            |          |                   |         |
| — Power-adjustable (included with H1 and X1 Equipment Groups) (XAP)   |            | P         | P            | •        |                   |         |
| — Power-adjustable with memory (included with X2 and P1 Equipment Groups) (XAM)   |            |           | P            | P        | •                 | •       |
| Rear Window Defroster (included with L2 and H2 Equipment Groups; paired with power-sliding rear window; optional with fixed rear glass on Tradesman and Big Horn) (GFA)   | O/P        | O/P       | •            | •        | •                 | •       |
| Remote Keyless Entry (included with L1 Equipment Group; requires power door locks, removes manual lock cylinder from passenger side on 2TA) (GXM)   | P          | •         | •            | •        | •                 | •       |
| Remote Proximity (passive) — Keyless Entry (included with X2 Equipment Group) (GXD)   |            |           | P            | •        | •                 | •       |
| Seats — Cloth 40/20/40 front bench with manual adjust and folding rear bench (Crew Cab/Mega Cab®; included with L2 Equipment Group) (*V9)   | P          | •         |              |          |                   |         |
| — Heavy-duty vinyl 40/20/40 front bench with manual adjust and folding rear bench (Crew Cab) (*TX)  | •          |           |              |          |                   |         |
| — Leather-trimmed 40/20/40 heated and ventilated front bench with power adjust for driver and passenger, 60/40 split-folding heated rear bench with centre fold-down armrest and fold-flat load floor (included with L2 Equipment Group) (*ZL)          |            |           | P            |          |                   |         |
| — Leather-trimmed 40/20/40 heated front bench with power adjust for driver and passenger, 60/40 split-folding rear bench with centre fold-down armrest and fold-flat load floor (*VL)   |            |           |              | •        |                   |         |
| — Leather-trimmed, heated front buckets with full-length centre console, power adjust for driver and passenger, 60/40 split-folding rear bench with centre fold-down armrest and fold-flat load floor (*GJ)   |            |           |              | 0        |                   |         |
| — Premium cloth 40/20/40 front bench with power adjust for driver, 60/40 split-folding rear bench with centre fold-down armrest and fold-flat load floor (included with H1 Equipment Group) (*M9)   |            | O/P       |              |          |                   |         |
| — Premium cloth front buckets with power adjust for driver, full-length centre console, 60/40 split-folding rear bench with centre fold-down armrest and fold-flat load floor (requires H1 Equipment Group) (*MJ)                                       |            | 0         |              |          |                   |         |
| — Premium leather, heated and ventilated front buckets with full-length premium centre console, power adjust for driver and passenger, 60/40 split-folding heated rear bench with centre fold-down armrest and fold-flat load floor (*DJ)               |            |           |              |          | 0                 |         |
| — Premium leather, heated and ventilated front buckets with full-length premium centre console, power adjust for driver and passenger, 60/40 split-folding heated rear bench with centre fold-down armrest and fold-flat load floor (*UL)               |            |           |              |          |                   | •       |
| — Premium leather with filigree, heated and ventilated front buckets with full-length premium centre console, power adjust for driver and passenger, 60/40 split-folding heated rear bench with centre fold-down armrest and fold-flat load floor (*XJ) |            |           |              |          | •                 |         |
| — Premium vinyl and cloth with embossed tread pattern 40/20/40 front bench with power adjust for driver, 60/40 split-folding rear bench with centre fold-down armrest and fold-flat load floor (*S9)  |            |           | •            |          |                   |         |
| Speed Control — Adaptive Cruise Control with Stop and Go <sup>(6)</sup> (included with Safety Group or M1 Equipment Group) (NH3)  | P          | P         | P            | P        | P                 | P       |
| — Cruise control (NHM)  | •          | •         | •            | •        | •                 | •       |
| Steering Wheel — Audio controls (included with leather-wrapped steering wheels) (RDZ)   | P          | P         | •            | •        | •                 | •       |
| — Heated (included with H2 Equipment Group, X1 Equipment Group or Comfort Group) (NHS)  |            | P         | P            | •        | •                 | •       |
| — Leather-wrapped (included with H1 Equipment Group or Safety Group) (SCV)  | P          | P         |              | •        |                   |         |
| — Leather-wrapped, perforated with Grey stitching (SCB)   |            |           | •            |          |                   |         |





SALES TEAM

SEDAN

MINIVANS/CROSSOVERS

SPORT UTILITY

TRUCKS/COMMERCIAL

LAW ENFORCEMENT

| RAM HEAVY DUTY STANDARD FEATURES AND OPTIONS  | Tradesman® | Big Horn® | Power Wagon® | Laramie® | Limited Longhorn® | Limited |
|---|------------|-----------|--------------|----------|-------------------|---------|
| CPOS PACKAGE  | 2TA        | 2TZ       | 2TP          | 2TH      | 2TK               | 2TM     |
| <b>INTERIOR FEATURES</b> continued  |            |           |              |          |                   |         |
| — Leather-wrapped with real wood (SCW)  |            |           |              |          | •                 | •       |
| — Urethane (SCF)  | •          | •         |              |          |                   |         |
| Sunroof (not available with Regular Cab; requires H2, X2 and P1 Equipment Groups) (GWA)   |            | 0         | 0            | 0        | 0                 | 0       |
| Universal Garage Door Opener <sup>(13)</sup> in Visor (included with H1 and X1 Equipment Groups) (XGD)  |            | P         | P            | •        | •                 | •       |
| Visor — Cloth, driver's- and passenger-side with illuminated vanity mirrors (included with H1 and X1 Equipment Groups) (GNC)  |            | P         | P            | •        | •                 | •       |
| — Vinyl, driver's-side, without vanity mirror   | •          |           |              |          |                   |         |
| — Vinyl, passenger-side, with vanity mirror (GNM)   | •          |           |              |          |                   |         |
| — Cloth, driver's-side, without vanity mirror   |            | •         | •            |          |                   |         |
| — Cloth, passenger-side, with illuminated vanity mirror (GN6)   |            | •         | •            |          |                   |         |
| Windows — Manual (Regular Cab only) (JF8)   | •          |           |              |          |                   |         |
| — Power, front one-touch down (Regular Cab; included with L1 Equipment Group) (JPY)   | P          | •         |              |          |                   |         |
| — Power, front one-touch up/down (Crew Cab/Mega Cab®) (JP3)   | •          | •         | •            | •        | •                 | •       |
| — Rear, fixed (GJD)   | •          | •         |              |          |                   |         |
| — Rear, manual-sliding (Regular Cab only; included with L2 and H1 Equipment Groups) (GFD)   | O/P        | O/P       |              |          |                   |         |
| — Rear, power-sliding (Crew Cab and Mega Cab only; paired with defroster; included with L2 and H2 Equipment Groups) (GFE)   | P          | P         | •            | •        | •                 | •       |
| <b>UCONNECT® MULTIMEDIA</b>   |            |           |              |          |                   |         |
| Accessory Delay   | •          | •         | •            | •        | •                 | •       |
| Active Noise Control System (includes active-tuned mass-modules on gas engine only; included with 6.4L HEMI® gas engine; not available with Regular Cab; included with 6.7L Cummins® diesel engines, Crew Cab and Mega Cab; included with L1 Equipment Group on Regular Cab only) (JLW) | P          | P         | P            | P        | P                 | P       |
| Android Auto™ capability <sup>(4)</sup> (included with 8.4-inch and 12-inch radios) (RF5)   |            | P         | •            | •        | •                 | •       |
| Apple CarPlay integration <sup>(4)</sup> (included with 8.4-inch and 12-inch radios) (RFP)  |            | P         | •            | •        | •                 | •       |
| Compass and Temperature Display (in radio) (JFJ)  | •          | •         | •            | •        | •                 | •       |
| Connectivity, Radio — Auxiliary input, headphone jack   | •          | •         | •            | •        | •                 | •       |
| — Dual remote USB media hub – Charging-only (two rear-seat-facing Type-A USB, charging-only connection points; included with X2 Equipment Group, P2 Equipment Group with *VL bench seat) (RS2)  |            |           | P            | P        |                   |         |
| — Dual remote USB media hub – One fully functional USB, one charging-only USB (each USB connection is a Type-A/C USB pair; included with H2 and X2 Equipment Groups; not available with Regular Cab) (RS4)  |            | P         | P            | •        | •                 | •       |
| — Front media hub – One fully functional USB, one charging-only USB, one auxiliary input; each USB connection is a Type-A/C USB pair (RSF)  | •          | •         | •            | •        | •                 | •       |
| — Single remote USB port – Charging-only (centre armrest, Type-A) (RS3)   | •          | •         | •            | •        | •                 | •       |
| — USB host flip (included with 8.4-inch and 12-inch radios) (RF7)   |            | P         | •            | •        | •                 | •       |
| — Wireless charging pad (requires bucket seats and CD player; included with P2 and R1 Equipment Groups) (RFX)   |            |           |              | P        | P                 | •       |
| GPS Antenna Input on Radio (included with all radios) (JLP)   | P          | P         | P            | P        | P                 | P       |
| Media Players — CD player, single-disc (included with X1 and P1 Equipment Groups and wireless charging pad) (RH1)   | 0          | 0         | P            | P        | •                 | •       |
| Power — 12-volt DC auxiliary power point (JJJ)  | •          | •         | •            | •        | •                 | •       |
| — 400-watt inverter (included with JKV 115-volt outlet or RamBox® System) (XHR)   | P          | P         | •            | •        | •                 | •       |
| — Front 115-volt 400-watt outlet (three-prong; requires L1 Equipment Group; included with H2 Equipment Group) (JKV)   | 0          | O/P       | •            | •        | •                 | •       |



SALES TEAM

SEDAN

MINIVANS/CROSSOVERS

SPORT UTILITY

TRUCKS/COMMERCIAL

LAW ENFORCEMENT

| RAM HEAVY DUTY STANDARD FEATURES AND OPTIONS  | Tradesman® | Big Horn® | Power Wagon® | Laramie® | Limited Longhorn® | Limited |
|---|------------|-----------|--------------|----------|-------------------|---------|
| CPOS PACKAGE  | 2TA        | 2TZ       | 2TP          | 2TH      | 2TK               | 2TM     |
| <b>UCONNECT® MULTIMEDIA</b> continued   |            |           |              |          |                   |         |
| — Rear 115-volt 400-watt outlet (three-prong; included with H2 and X2 Equipment Groups) (JN)  |            | P         | P            | •        | •                 | •       |
| — RamBox® 115-volt 400-watt outlet (three-prong), driver's side (included with RamBox System) (JKV)   | P          | P         | P            | P        | P                 | •       |
| Radios — Uconnect 3 with 5-inch touchscreen display (UCA)   | •          | •         |              |          |                   |         |
| — Uconnect 4 with 8.4-inch touchscreen display (included with H1 Equipment Group) (UCM)   |            | O/P       | •            | •        |                   |         |
| — Uconnect 4C NAV® with 8.4-inch touchscreen display (requires H1 and X1 Equipment Groups; included with P2 Equipment Group; not available with Regular Cab) (UCV)            |            | O         | O            | O/P      | •                 | O       |
| — Uconnect 4C NAV® with 12-inch touchscreen display (requires X2 and P1 Equipment Groups; included with R1 Equipment Group; late availability on Big Horn) (UCX)              |            | O         | O            | O        | P                 | •       |
| SiriusXM® (included with L2 and H1 Equipment Groups) (RSD)  | P/F        | P         | •            | •        | •                 | •       |
| SiriusXM Guardian <sup>(5)</sup> (SOS/assist/cell connection; included with 8.4-inch NAV® or 12-inch NAV® radio) (RSK)  |            | P         | P            | P        | •                 | •       |
| SiriusXM Traffic Plus <sup>(19)</sup> (included with 8.4-inch NAV® or 12-inch NAV® radio) (RTB)   |            | P         | P            | P        | •                 | •       |
| SiriusXM Travel Link <sup>(19)</sup> (included with 8.4-inch NAV® or 12-inch NAV® radio) (RSM)  |            | P         | P            | P        | •                 | •       |
| SiriusXM 360L <sup>(9)</sup> (included with 12-inch radio) (RTU)  |            | P         | P            | P        | P                 | P       |
| Speaker Systems, Audio — Base four-speaker system (standard on Regular Cab Tradesman only) (RCD)  | •          |           |              |          |                   |         |
| — Base six-speaker system (standard on Crew Cab/Mega Cab®) (RCG)  | •/O        | •         | •            |          |                   |         |
| — Premium seven-speaker system, with centre instrument-panel speaker and amp (Regular Cab only) (RCK)   |            | O         |              |          |                   |         |
| — Premium 10-speaker Surround-Sound system (Crew Cab and Mega Cab; nine-amp speakers plus one subwoofer; included with X2 Equipment Group; requires H1 Equipment Group) (RC3) |            | O         | O/P          | •        | •                 | •       |
| — Premium 17-speaker Surround-Sound system (Crew Cab and Mega Cab; must have X2 Equipment Group; included with P2, R1 and M1 Equipment Groups) (RCA)                          |            |           | O            | P        | P                 | P       |
| Uconnect Voice Command <sup>(10)</sup> with Bluetooth® (XRB)  | •          | •         | •            | •        | •                 | •       |
| <b>TIRES &amp; WHEELS</b>   |            |           |              |          |                   |         |
| Tires — 2500 – LT245/70R17E BSW Firestone® Transforce HT All-Season (2500 only) (TWD)   | •          |           |              |          |                   |         |
| — LT285/70R17D OWL Goodyear® Wrangler DuraTrac® All-Terrain (included with Power Wagon Group) (TW2)   | P          |           | •            |          |                   |         |
| — 2500 and 3500 single rear wheel – LT275/70R18E BSW Firestone Transforce HT All-Season (included with Chrome Appearance Group on Tradesman and 18-inch steel wheels) (TCN)   | P          | •         |              | •        | •                 |         |
| — LT275/70R18E OWL Firestone Transforce All-Terrain On-/Off-Road (included with Snow Chief Group and Off-Road Group if 18-inch wheels) (TCP)                                  | O/P        | O/P       |              | O/P      | O/P               | O/P     |
| — LT285/60R20E OWL Firestone Transforce All-Terrain On-/Off-Road (included with 20-inch wheels; not available with Regular Cab) (TEA)   |            | P         |              | P        | P                 | •       |
| — 3500 Dual Rear Wheel – LT235/80R17E BSW All-Season Nexen® Roadian HTX (TV2)   | •          | •         |              | •        | •                 | •       |
| — LT235/80R17E OWL On-/Off-Road Nexen Roadian (TV3)   | O          | O         |              | O        | O                 | O       |
| Tires, Spare — Full-size, matching (TBB)  | •          | •         | •            | •        | •                 | •       |
| — Full-size, delete (included with Box Delete) (TBF)  | P          | P         |              | •        | •                 | •       |
| — Full-size, add (requires Box Delete) (TBE)  | O          | O         |              |          |                   |         |
| — Carrier (TBM)   | •          | •         | •            | •        | •                 | •       |
| Wheels — Single-rear-wheel axle (2500 and 3500)   |            |           |              |          |                   |         |
| — 17 x 7.5-inch steel Argent painted (2500 only) (WDA)  | •          |           |              |          |                   |         |
| — 17 x 8-inch cast aluminum Power Wagon wheel, Black with machined face (included with Power Wagon Group; 2500 only) (WFZ)  | P          |           | •            |          |                   |         |
| — 17-inch steel spare (2500 only) (WF1)   | •          |           | •            |          |                   |         |



SALES TEAM

SEDAN

MINIVANS/CROSSOVERS

SPORT UTILITY

TRUCKS/COMMERCIAL

LAW ENFORCEMENT

| RAM HEAVY DUTY STANDARD FEATURES AND OPTIONS   | Tradesman® | Big Horn® | Power Wagon® | Laramie® | Limited Longhorn® | Limited |
|--|------------|-----------|--------------|----------|-------------------|---------|
| CPOS PACKAGE   | 2TA        | 2TZ       | 2TP          | 2TH      | 2TK               | 2TM     |
| <b>TIRES &amp; WHEELS</b> continued  |            |           |              |          |                   |         |
| — 18x8-inch steel Argent painted (standard on 3500; optional on 2500; included with Box Delete) (WBN)  | •/O/P      |           |              |          |                   |         |
| — 18x8-inch steel Chrome-clad (included with Chrome Appearance Group on Tradesman) (WBH)   | P          | •         |              |          |                   |         |
| — 18x8-inch steel Chrome-clad (WBH)  | •          | •         |              |          |                   |         |
| — 18x8-inch cast aluminum, polished (included with H1 Equipment Group; not available with Night Edition Package) (WBE)   |            | O/P       |              |          |                   |         |
| — 18x8-inch aluminum, polished (WBL)   |            |           |              | •        |                   |         |
| — 18x8-inch aluminum, polished, with Walnut pockets (included with lower two-tone paint) (WBJ)   |            |           |              |          | P                 |         |
| — 18x8-inch aluminum, polished, Granite Crystal pockets (WBA)  |            |           |              |          | •                 |         |
| — 20x8-inch aluminum, painted Black (included with Night Edition Package) (WF3)  |            | P         |              | P        |                   |         |
| — 20x8-inch cast aluminum, polished/painted Satin Carbon with Chrome inserts (not available with Regular Cab and Night Edition Package; requires H1 Equipment Group on Big Horn) (WRJ)   |            | O         |              | O        |                   |         |
| — 20x8-inch aluminum, polished, with Walnut pockets (must have lower two-tone paint) (WRP)   |            |           |              |          | O                 |         |
| — 20x8-inch aluminum, polished, with Granite Crystal pockets (must have monotone paint) (WRA)  |            |           |              |          | O                 |         |
| — 20x8-inch aluminum, painted Satin Carbon with Chrome inserts (WH3)   |            |           |              |          |                   | •       |
| — 18-inch steel spare (included with 18-inch wheels) (WKN)   | P          | •         |              | •        | •                 | •       |
| Wheels, Dual-Rear-Wheel Axle (3500 only) — 17x6-inch steel Argent painted (optional on Regular Cab Tradesman 4x2 dual rear wheel) (WFU)  | •/O        |           |              |          |                   |         |
| — 17x6-inch steel with Chrome finish (included with Chrome Appearance Group) (WD4)   | P          | •         |              |          |                   |         |
| — 17x6-inch aluminum, polished (forged; included with Regular Cab Tradesman 4x2 dual rear wheel; included with Sport Appearance Package on dual rear wheels) (WF7)   | P          | O         |              | •        |                   | •       |
| — 17x6-inch aluminum, polished (forged) (WF9)  |            |           |              |          | •                 |         |
| — 17-inch steel spare (included with dual rear wheels) (WF1)   | •          | •         |              | •        | •                 | •       |
| — 17x6-inch aluminum spare (WF7 wheel; included with Regular Cab Tradesman 4x2 dual rear wheel) (W1B)  | P          |           |              |          |                   |         |
| <b>SAFETY &amp; SECURITY</b>   |            |           |              |          |                   |         |
| Adaptive Cruise Control with Stop and Go <sup>(6)</sup> (included with Safety Group or M1 Equipment Group) (NH3)   | P          | P         | P            | P        | P                 | P       |
| Air Bags <sup>(7)</sup> — Advanced multistage, front (CG3)   | •          | •         | •            | •        | •                 | •       |
| — Supplemental side-curtain (CGS)  | •          | •         | •            | •        | •                 | •       |
| — Supplemental side-seat (CJ1)   | •          | •         | •            | •        | •                 | •       |
| Back-Up Alarm <sup>(6)</sup> (audible alarm when vehicle is in Reverse) (XAW)  | O          | O         | O            | O        | O                 | O       |
| Blind-Spot Monitoring and Rear Cross-Path Detection <sup>(6)</sup> (included with Safety Group, P1 Equipment Group on Laramie, R1 Equipment Group on Limited Longhorn, 360° Surround-View Camera System <sup>(6)</sup> and Towing Technology Group) (XAN)  | P          | O/P       | O/P          | O/P      | O/P               | •       |
| Cameras — 360° Surround-View Camera System <sup>(6)</sup> (includes dynamic front tire lines on Power Wagon only; included with Tow Technology Group and M1 Equipment Group; requires Blind-Spot Monitoring <sup>(6)</sup> and Cargo-View Camera <sup>(6)</sup> ; not available with Pickup Box Delete, Regular Cab) (XAK) |            | P         | P            | P        | P                 | P       |
| — Auxiliary (Trailer) Camera Prep (late availability) – Provides in-cab wiring, camera HDMI in radio, seven- / 12-pin rear bumper connector and/or seven- / 12-pin pickup bed connector included with Fifth-Wheel/Gooseneck Prep Group; auxiliary camera available separately as Mopar® Accessory (XFQ)                    |            | O         | O            | O        | O                 | O       |
| — Auxiliary (Trailer) Camera System, Wired (late availability; Mopar Accessory available at retailer; requires 8.4-inch or 12-inch radio, Auxiliary Camera Prep or H1 Equipment Group; single-camera compatibility; not available with CHMSL Camera without 360° Surround-View Camera System <sup>(6)</sup> )              |            | O         | O            | O        | O                 | O       |



SALES TEAM

SEDAN

MINIVANS/CROSSOVERS

SPORT UTILITY

TRUCKS/COMMERCIAL

LAW ENFORCEMENT

| RAM HEAVY DUTY STANDARD FEATURES AND OPTIONS   | Tradesman® | Big Horn® | Power Wagon® | Laramie® | Limited Longhorn® | Limited |
|--|------------|-----------|--------------|----------|-------------------|---------|
| CPOS PACKAGE   | 2TA        | 2TZ       | 2TP          | 2TH      | 2TK               | 2TM     |
| <b>SAFETY &amp; SECURITY</b> continued   |            |           |              |          |                   |         |
| — Cargo-View Camera <sup>(6)</sup> with LED CHMSL and cargo box illumination (includes dynamic centreline with 360° Surround-View Camera System <sup>(6)</sup> ; requires 8.4-inch or 12-inch radio, and H1 Equipment Group on Big Horn; not available with incandescent CHMSL lamp; not available with Regular Cab; included with Max Tow Package and Towing Technology Group) (LPD)  |            | O/P       | O/P          | O/P      | O/P               | O/P     |
| — ParkView® Rear Back-Up Camera <sup>(6)</sup> (not available with 360° Surround-View Camera System <sup>(6)</sup> ) (XAC)   | •          | •         | •            | •        | •                 | •       |
| Child Seat Anchor System — LATCH (CGU)   | •          | •         | •            | •        | •                 | •       |
| Full-Speed Forward Collision Warning Plus <sup>(6)</sup> (with Auto Emergency Braking; included with Safety Group or M1 Equipment Group) (LSU)   | P          | P         | P            | P        | P                 | P       |
| Hill Descent Control (included with Off-Road Group) (BNH)  | P          | P         | •            | P        | P                 | P       |
| Lane Keep Assist <sup>(6)</sup> (included with Safety Group and M1 Equipment Group) (LAS)  | P          | P         | P            | P        | P                 | P       |
| Park-Sense® Front and Rear Park Assist <sup>(6)</sup> (included with H2 Equipment Group) (XAG)   |            | O/P       | •            | •        | •                 | •       |
| Park-Sense Rear Park Assist <sup>(6)</sup> (XAA)   | O          | O         |              |          |                   |         |
| Restraints <sup>(11)</sup> — Front, height-adjustable three-point seat belts (outboard positions only) (CGD)   | •          | •         | •            | •        | •                 | •       |
| Security Alarm (included with H2 and X2 Equipment Groups) (LSA)  |            | O/P       | O/P          | •        | •                 | •       |
| Selectable Tire-Fill Alert (included with 8.4-inch or 12-inch radio) (LA5)   |            | •         | •            | •        | •                 | •       |
| Sentry Key® Theft Deterrent System — Engine immobilizer (GXX)  | •          | •         | •            | •        | •                 | •       |
| Tire-Fill Alert (LAW)  | •          | •         | •            | •        | •                 | •       |
| Tire Pressure Information System, Cluster Display (3500 only) (XBT)  | •          | •         |              | •        | •                 | •       |
| Tire Pressure Monitoring, Cluster Display (2500 only) (XGM)  | •          | •         | •            | •        | •                 | •       |
| Trailer Brake Control — Electronic Trailer Brake Controller (included with Max Tow Package) (XHC)  | O/P        | •         | •            | •        | •                 | •       |
| Trailer Light Check (included with Trailer Brake Control) (JJ1)  | P          | •         | •            | •        | •                 | •       |
| Trailer Reverse Guidance <sup>(6)</sup> (included with 360° Surround-View Camera System <sup>(6)</sup> ) (XPU)   |            | P         | P            | P        | P                 | P       |
| Trailer Tire Pressure Monitoring System — Late availability (requires 8.4-inch or 12-inch radio; requires H1 Equipment Group on Big Horn) (XG9)  |            | O         | O            | O        | O                 | O       |
| <b>EQUIPMENT GROUPS</b>  |            |           |              |          |                   |         |
| Big Horn Level 1 Equipment Group (H1) — Includes 18-inch wheels, cast aluminum, polished (single rear wheel only), fog lamps, halogen, exterior mirrors: Black power/heated/puddle/turn/power-folding, *M9 premium cloth seats, Uconnect® 8.4 (AM/FM/Satellite/Bluetooth <sup>(10)</sup> SiriusXM <sup>(9)</sup> leather-wrapped steering wheel with audio controls, cluster display, 3.5-inch Driver Information Display, colour, interior mirror, rearview, auto-dimming, visor, driver's- and passenger-side with illuminated vanity mirror, Universal Garage Door Opener <sup>(13)</sup> in visor, switchable dome lamp, footwell lighting, upper closed glove box with painted door and Big Horn badge, lighting, glove boxes, pedals, power-adjustable, storage, in-floor boxes, rear (Crew Cab only), fold-flat load floor (Crew Cab only), rear window, manual-sliding (Regular Cab only) and foam bottle inserts (front doors only) (A62) |            | O         |              |          |                   |         |
| Big Horn Level 2 Equipment Group (H2) — Includes H1 Equipment Group, cluster display, 7-inch Driver Information Display, colour, Remote Start System, key fob-activated, security alarm, Park-Sense Front and Rear Park Assist <sup>(6)</sup> (six rear sensors with dual rear wheel), heated front seats, heated steering wheel, air conditioning with Dual-Zone Automatic Temperature Control (not available with Regular Cab), rear window, power-sliding (Crew Cab and Mega Cab® only), rear window defroster (Crew Cab and Mega Cab only), dual remote USB ports – charging-only (not available with Regular Cab), 115-volt 400-watt air conditioning power outlets (front, rear; rear not available with Regular Cab) and damped tailgate (A63)  |            | O         |              |          |                   |         |
| Laramie Level 1 Equipment Group (P1) — Includes Auto High-Beam Headlamp Control, rain-sensitive windshield wipers, power-release tailgate, storage, in-floor boxes, rear (Crew Cab only), foam bottle inserts (front doors only), CD player, single-disc, ventilated outboard seating positions (three levels), memory for radio/driver's seat/ mirrors/pedals, mirrors, 6x9-inch power/heated (Black), pedals, power-adjustable, and Blind-Spot Monitoring and Rear Cross-Path Detection <sup>(6)</sup> (A66)   |            |           |              | O        |                   |         |
| Laramie Level 2 Equipment Group (P2) — Includes P1 Equipment Group, rear seat – heat (three adjustment levels), dual remote USB ports – charging-only, wireless charging pad (bucket seats only), Uconnect 8.4 (AM/FM/Satellite/Bluetooth/NAV <sup>(8)</sup> /Voice Command <sup>(10)</sup> ) and premium 17-speaker Surround-Sound system (A67)   |            |           |              | O        |                   |         |



SALES TEAM

SEDAN

MINIVANS/CROSSOVERS

SPORT UTILITY

TRUCKS/COMMERCIAL

LAW ENFORCEMENT

| RAM HEAVY DUTY STANDARD FEATURES AND OPTIONS  | Tradesman® | Big Horn® | Power Wagon® | Laramie® | Limited Longhorn® | Limited |
|---|------------|-----------|--------------|----------|-------------------|---------|
| CPOS PACKAGE  | 2TA        | 2TZ       | 2TP          | 2TH      | 2TK               | 2TM     |
| <b>EQUIPMENT GROUPS</b> continued   |            |           |              |          |                   |         |
| Limited Longhorn Level 1 Equipment Group (R1) — Includes Blind-Spot Monitoring and Rear Cross-Path Detection, <sup>(6)</sup> Uconnect® 12.0 – AM/FM/Bluetooth <sup>(10)</sup> /SiriusXM <sup>(9)</sup> /NAV <sup>(8)</sup> /HD/cell, premium 17-speaker Surround-Sound system, wireless charging pad and power running boards (A68)   |            |           |              |          | 0                 |         |
| Limited Level 1 Equipment Group (M1) — Includes 360° Surround-View Camera System <sup>(6)</sup> Full-Speed Forward Collision Warning Plus <sup>(6)</sup> with Auto Emergency Braking, Adaptive Cruise Control with Stop and Go, <sup>(6)</sup> digital rearview mirror, Lane Keep Assist, <sup>(6)</sup> Cargo-View Camera, <sup>(6)</sup> premium 17-speaker Surround-Sound system and Trailer Reverse Guidance <sup>(6)</sup> (A69)   |            |           |              |          |                   | 0       |
| Power Wagon Level 1 Equipment Group (X1) — Includes CD player, single-disc, Remote Start System, key fob-activated, pedals, power-adjustable, perforated leather steering wheel with audio controls/Grey stitching/heat, heated front seats, storage, in-floor boxes, rear (Crew Cab only), Universal Garage Door Opener, <sup>(13)</sup> visor, driver's- and passenger-side with illuminated vanity mirror, foam bottle inserts (front doors only) and power-release tailgate (A64)   |            |           | 0            |          |                   |         |
| Power Wagon Level 2 Equipment Group (X2) — Includes X1 Equipment Group, *ZL leather-trimmed seats, premium audio (nine speakers and one subwoofer), mirrors, trailer tow, power/heated/puddle/turn/memory/power-folding/power convex/trailer spotter light (Black), pedals, power-adjustable with memory, memory for radio/driver's seat/mirrors/pedals, Auto High-Beam Headlamp Control, rain-sensitive windshield wipers, LED interior accent lighting, Dual-Zone Automatic Temperature Control, remote proximity (passive) keyless entry, dual remote USB ports – charging-only, 115-volt 400-watt air conditioning power outlet (rear) and security alarm (A65) |            |           | 0            |          |                   |         |
| Tradesman Level 1 Equipment Group (L1) — Includes overhead console, incandescent lighting (Regular Cab only), power windows, one-touch down (Regular Cab only), power door locks, speed-sensitive (Regular Cab only), premium vinyl door trim (Regular Cab only), mirrors: 6 x 9-inch power/heated (Black; 2500 Regular Cab only), trailer tow, power/heated/puddle/turn/manual-folding (Black; 3500 Regular Cab only), remote keyless entry and interior door handle, Satin Chrome, polished (A61)   | 0          |           |              |          |                   |         |
| Tradesman Level 2 Equipment Group (L2) — Includes L1 Equipment Group, *V9 cloth seats, floor covering, carpet, floor mats – carpeted, front (Regular Cab) and rear (Crew Cab), rear window, manual-sliding (Regular Cab only), rear window, power-sliding (Crew Cab), rear window defroster (Crew Cab only) and SiriusXM <sup>(9)</sup> (A6B)   | 0          |           |              |          |                   |         |
| <b>APPEARANCE PACKAGES</b>  |            |           |              |          |                   |         |
| Body-Colour Bumper Group — Includes front and rear bumpers, painted body-colour (not available with two-tone Limited Longhorn) (ALN)  |            |           |              |          | 0                 | 0       |
| Chrome Appearance Group (Laramie) — Includes side steps, flat, wheel-to-wheel Chrome belt moulding and Chrome tow hooks (AMP)   |            |           |              | 0        |                   |         |
| Chrome Appearance Group (Tradesman) — Includes Chrome front and rear bumpers, upper header/lower appliqué, Chrome Tradesman grille, Chrome nostrils, steel Chrome-clad wheels, 18 x 8-inch (single rear wheels) and steel wheels with Chrome finish, 17 x 6-inch (dual rear wheels) (AMP)   | 0          |           |              |          |                   |         |
| Night Edition Package — Includes Black 20-inch wheels (single rear wheel only), LT285/60R20E OWL Firestone Transforce All-Terrain On-/Off-Road Tires (single rear wheel only), Black mirrors, Black headlamp bezel, Black taillamp bezel, Black grille, Black badges and Park-Sense® Front and Rear Park Assist <sup>(6)</sup> (ASH)  |            |           | 0            | 0        |                   | 0       |
| Sport Appearance Package — Includes monotone paint, body-colour door handles, body-colour front and rear bumpers, upper header/lower appliqué-painted body-colour; interior: Black with Black headliner, Black interior accents (Piano Silverline instrument panel, door and console trim on Laramie only), Park-Sense Front and Rear Park Assist <sup>(6)</sup> (six rear sensors with dual rear wheel; Big Horn only, standard on Laramie); 17-inch polished aluminum wheels (Big Horn dual rear wheel only) (AEF)  |            | 0         |              | 0        |                   |         |
| <b>OPTION GROUPS</b>  |            |           |              |          |                   |         |
| Bed Utility Group — Includes pickup box lighting, bedliner, spray-in, and bed step, rear, deployable (optional on L1, H1, X1, P1 and R1 Equipment Groups) (ANT)   | 0          | 0         | 0            | 0        |                   |         |
| Cold Weather Group — Includes engine block heater and winter front grille cover (diesel only) (ADE)   | 0          | 0         |              | 0        | 0                 | 0       |
| Dual Rear Wheel Group — Includes rear wheelhouse liners, clearance lamps, cab-mounted, LED and clearance lamps, box and rear fender-mounted, LED (3500 only; included with Max Tow Package) (WLA)   | 0/P        | 0/P       |              | 0/P      | 0/P               | 0/P     |
| Fifth-Wheel/Gooseneck Prep Group — Includes bed-mounted seven-pin connector, mounting holes for fifth-wheel hitch and gooseneck ball, mounting hole covers (included with Max Tow Package) (AHU)  | 0/P        | 0/P       |              | 0/P      | 0/P               | 0/P     |



SALES TEAM

SEDAN

MINIVANS/CROSSOVERS

SPORT UTILITY

TRUCKS/COMMERCIAL

LAW ENFORCEMENT

| RAM HEAVY DUTY STANDARD FEATURES AND OPTIONS  | Tradesman® | Big Horn® | Power Wagon® | Laramie® | Limited Longhorn® | Limited |
|---|------------|-----------|--------------|----------|-------------------|---------|
| CPOS PACKAGE  | 2TA        | 2TZ       | 2TP          | 2TH      | 2TK               | 2TM     |
| <b>OPTION GROUPS</b> continued  |            |           |              |          |                   |         |
| Heated Seats and Wheel Group — Includes heated front seats and heated leather-wrapped steering wheel (AGF)  |            | 0         |              |          |                   |         |
| Heavy-Duty Snow Plow Prep Group — Includes 220-amp alternator and transfer case skid plate (4x4 only) (AHD)   | 0          | 0         |              | 0        | 0                 | 0       |
| Max Tow Package — Includes 13,608-kg (30,000-lb) fifth-wheel hitch, auto-levelling rear air suspension, Fifth-Wheel/Gooseneck Prep Group, Cargo-View Camera, <sup>(6)</sup> Trailer Brake Controller, daytime running lamps and DOT Safety Kit (3500 only; requires 6.7L High Output Cummins® diesel engine with 6-speed AISIN® transmission, 4.10 axle ratio, dual rear wheels) (AJL)  | 0          | 0         |              | 0        | 0                 | 0       |
| Off-Road Group — Includes front/rear Bilstein® shocks, transfer case skid plate, tow hooks, Hill Descent Control, all-terrain tires and off-road decal (2500 4x4 only) (ARC)  | 0          | 0         |              | 0        | 0                 | 0       |
| Power Wagon Group — Includes Ram Articulink™ front suspension, front/rear Bilstein shocks, Hill Descent Control, Tru-Lok® front and rear axles, 4.10 axle ratio, tow hooks, fuel tank skid plate, transfer case skid plate, front electric winch, Black wheel flares, fog lamps, Chrome front and rear bumpers, front disconnecting stabilizer bar, 17-inch aluminum Power Wagon wheel, LT285/70R17D OWL Goodyear® Wrangler DuraTrac® All-Terrain tires and wheel well liners, rear (2500, gas engine, Crew Cab, 4x4 only) (ACE)  | 0          |           |              |          |                   |         |
| Power Wagon Off-Road Package — Includes Mopar® Rock Rails with Side Steps, 17-inch Painted Cast Aluminum Beadlock-Capable Wheels (AF9)  |            |           | 0            |          |                   |         |
| Premium Lighting Group — Includes LED headlamps, LED taillamps and LED fog lamps (AD6)  | P          | P/O       |              |          |                   |         |
| Protection Group — Includes tow hooks and transfer case skid plate (4x4 only) (ADB)   | 0          | 0         |              | 0        | 0                 | 0       |
| RamBox® Utility Group — Includes stowable bed divider and upper cargo rail system (optional with RamBox on L2, H1, X1, P1 and R1 Equipment Groups) (AM8)  | 0          | 0         | 0            | 0        | 0                 | •       |
| Safety Group — Includes Blind-Spot Monitoring and Rear Cross-Path Detection, <sup>(6)</sup> mid-level LED headlamps (Tradesman and Big Horn), premium taillamps (Tradesman and Big Horn), premium LED fog lamps (Tradesman and Big Horn), rain-sensing windshield wipers, Auto High-Beam Headlamp Control, Full-Speed Forward Collision Warning Plus <sup>(6)</sup> with Auto Emergency Braking, digital rearview mirror, Lane Keep Assist <sup>(6)</sup> and Adaptive Cruise Control with Stop and Go <sup>(6)</sup> (requires L1 Equipment Group and Trailer Brake Controller (XHC) on Tradesman) (AAU) | 0          | 0         | 0            | 0        | 0                 | 0       |
| Snow Chief Group — Includes 220-amp alternator, antispin rear differential, auxiliary switches – instrument panel-mounted, LED clearance lamps, LT275/70R18E OWL On-/Off-Road tires (if 18-inch wheels) and transfer case skid plate (not available with 4x2, Dual Rear Wheel Group and Night Edition Package) (AD2)  | 0          | 0         |              | 0        | 0                 | 0       |
| Tow Technology Group — Includes 360° Surround-View Camera System, <sup>(6)</sup> Cargo-View Camera <sup>(6)</sup> with dynamic grid lines, Trailer Reverse Guidance, <sup>(6)</sup> trailer tow mirror with trailer spotter light, and Blind-Spot Monitoring and Rear Cross-Path Detection <sup>(6)</sup> (requires 8.4-inch or 12-inch radio; requires H1, X1, P1 and R1 Equipment Groups) (AAN)   |            | 0         | 0            | 0        | 0                 |         |

• = Included. P = Available within Package noted. 0 = Optional. F = Fleet-only option.



Properly secure all cargo.



## RAM CHASSIS CAB

### PRODUCT HIGHLIGHTS

6.4L HEMI® Variable Valve Timing (VVT) V8 engine with up to 410 hp and Best-in-Class 429 lb-ft of torque<sup>(33)</sup>

6.7L Cummins® Turbo Diesel engine with up to 360 hp and Best-in-Class 800 lb-ft of torque<sup>(33)</sup>

Available in Regular Cab/Crew Cab models, 3500/4500/5500 series, 4x2/4x4, Single Rear Wheel (SRW)/Dual Rear Wheel (DRW) and 60-/84-/108-/120-inch cab-to-axle (CA) lengths

Available Ram 3500 SRW with 4491-kg (9900-lb) Gross Vehicle Weight Rating (GVWR)

Class-Exclusive<sup>(33)</sup> features include:

- 270° Surround-View Camera<sup>(6)</sup> — Available
- Full-Speed Forward Collision Warning Plus with Active Braking<sup>(6)</sup> — Available
- Power convex trailer tow mirrors — Available
- Largest-in-Class 12-inch touchscreen radio<sup>(33)</sup> — Available

Upfitter friendly design:

- All components located below top of frame rail
- Auxiliary switch bank with a host of inputs/outputs — Standard
- Built-in tandem Power Take-off (PTO) capability — Available
- Electronic upfitter module — Standard

### CAPABILITY

Best-in-Class<sup>(33)</sup>

- Maximum Gross Combined Weight Rating (GCWR) of up to 19,504 kg (43,000 lb)
- Maximum towing of up to 15,976 kg (35,220 lb)
- Dual 220-amp alternators – 440 amps total with diesel engine
- Dual fuel tanks providing 197-L and 83-L tanks for 280 L total — Available
- Recommended oil change intervals of up to 20,000 km (12,500 mi)

Unsurpassed rear steel frame strength — 50,000 psi<sup>(33)</sup>

Unsurpassed GVWR of up to 8845 kg (19,500 lb) (5500)<sup>(33)</sup>

| ENGINES                                   | HORSEPOWER | TORQUE                   |
|---|------------|--------------------------|
| 6.4L HEMI VVT V8                          | 410        | 429 (3500 SRW)           |
|   | 370        | 429 (3500 / 4500 / 5500) |
| 6.7L Cummins High-Output Turbo Diesel I-6 | 360        | 800                      |



SALES TEAM

SEDAN

MINIVANS/CROSSOVERS

SPORT UTILITY

TRUCKS/COMMERCIAL

LAW ENFORCEMENT

**RAM 3500 CHASSIS CAB MAX JOB RATING INFORMATION,\* kg (lb) (3500 DD)**

| Powertrain                 |   | Regular Cab 60" CA (4x2/4x4) SRW | Regular Cab 60" CA (4x2/4x4) DRW | Regular Cab 84" CA (4x2/4x4) DRW | Crew Cab 60" CA (4x2/4x4) SRW   | Crew Cab 60" CA (4x2/4x4) DRW |                                 |
|----------------------------|---|----------------------------------|----------------------------------|----------------------------------|---------------------------------|-------------------------------|---------------------------------|
| 6.4L HEMI® V8              | 8HP75 8-speed Automatic Transmission                    | Max GVWR                         | 4853 (10,700)/4990 (11,000)      | 6124 (13,500)                    | 6124 (13,500)                   | 4853 (10,700)/4990 (11,000)   |                                 |
|                            |   | Max Payload                      | 2236 (4930)/2263 (4990)          | 3348 (7380)/3243 (7150)          | 3311 (7300)/3184 (7020)         | 2037 (4490)/2028 (4470)       | 3134 (6910)/3007 (6630)         |
|                            |   | Max GAWR (Front/Rear)            | 2495 (5500)/3084 (6800)          | 2495 (5500)/4468 (9850)          | 2495 (5500)/4468 (9850)         | 2495 (5500)/3084 (6800)       | 2495 (5500)/4468 (9850)         |
|                            |   | Max Towing                       | 7294 (16,080)/7185 (15,840)      | 7135 (15,730)/7031 (15,500)      | 7099 (15,650)/6972 (15,370)     | 7094 (15,640)/6949 (15,320)   | 6922 (15,260)/6795 (14,980)     |
|                            |   | Max GCWR                         | 9979 (22,000)                    | 9979 (22,000)                    | 9979 (22,000)                   | 9979 (22,000)                 | 9979 (22,000)                   |
| 6.4L HEMI V8               | AISIN® Heavy-Duty 6-speed Automatic Transmission AS66RC | Max GVWR                         | 4853 (10,700)/4990 (11,000)      | 6350 (14,000)                    | 6350 (14,000)                   | 4853 (10,700)/4990 (11,000)   |                                 |
|                            |   | Max Payload                      | 2177 (4800)/2204 (4860)          | 3515 (7750)/3411 (7520)          | 3479 (7670)/3352 (7390)         | 1978 (4360)/1969 (4340)       | 3298 (7270)/3175 (7000)         |
|                            |   | Max GAWR (Front/Rear)            | 2495 (5500)/3084 (6800)          | 2495 (5500)/4468 (9850)          | 2495 (5500)/4468 (9850)         | 2495 (5500)/3084 (6800)       | 2495 (5500)/4468 (9850)         |
|                            |   | Max Towing                       | 8596 (18,950)/8487 (18,710)      | 8437 (18,600)/8332 (18,370)      | 8401 (18,520)/8274 (18,240)     | 8396 (18,510)/8251 (18,190)   | 8219 (18,120)/8097 (17,850)     |
|                            |   | Max GCWR                         | 11,340 (25,000)                  | 11,340 (25,000)                  | 11,340 (25,000)                 | 11,340 (25,000)               | 11,340 (25,000)                 |
| 6.7L Cummins® Turbo Diesel | AISIN Heavy-Duty 6-speed Automatic Transmission AS69RC  | Max GVWR                         | 5262 (11,600)/5443 (12,000)      | 6350 (14,000)                    | 6350 (14,000)                   | 5262 (11,600)/5443 (12,000)   |                                 |
|                            |   | Max Payload                      | 2263 (4990)/2331 (5140)          | 3193 (7040)/3084 (6800)          | 3152 (6950)/3025 (6670)         | 2064 (4550)/2100 (4630)       | 2976 (6560)/2849 (6280)         |
|                            |   | Max GAWR (Front/Rear)            | 2722 (6000)/3084 (6800)          | 2722 (6000)/4468 (9850)          | 2722 (6000)/4468 (9850)         | 2722 (6000)/3084 (6800)       | 2722 (6000)/4468 (9850)         |
|                            |   | Max Towing                       | 9408 (20,740)/9294 (20,490)      | 11,744 (25,890)/11,635 (25,650)  | 11,703 (25,800)/11,576 (25,520) | 9208 (20,300)/9063 (19,980)   | 11,526 (25,410)/11,399 (25,130) |
|                            |   | Max GCWR                         | 12,474 (27,500)                  | 14,969 (33,000)                  | 14,969 (33,000)                 | 12,474 (27,500)               | 14,969 (33,000)                 |

\*Payload and Max Trailer Weights are ESTIMATED values. All values are shown in kg (lb) unless otherwise stated. Payload and Max Trailer Weight values are rounded to the nearest 5 kg (10 lb). Payload = GVWR - Base Weight. GAWRs, GVWRs and GCWRs should never be exceeded. Recommended tongue weight determined by class of hitch receiver and hardware limits of upfit. Upfit or aftermarket equipment weight not included in Base Weight. Frontal Area: maximum allowable Frontal Area, in m² (ft²), that the vehicle can project. For details on calculations, please refer to Ram Body Builders Guide. If VECI Label and Max Upfit Weight not available: vehicle is not restricted to MCWV, Frontal Area or Maximum Upfit Weight limits; however, GVWR/GAWR/GCWR cannot be exceeded.

**RAM 3500 CHASSIS CAB MAX JOB RATING INFORMATION,\* kg (lb) (3500 DF 10K GVWR SRW)**

| Powertrain   |                                      | Regular Cab 60" CA (4x2/4x4) SRW | Crew Cab 60" CA (4x2/4x4) SRW |
|--------------|--------------------------------------|----------------------------------|-------------------------------|
| 6.4L HEMI V8 | 8HP75 8-speed Automatic Transmission | Max GVWR                         | 4491 (9900)                   |
|              |                                      | Max Payload                      | 1873 (4130)/1764 (3890)       |
|              |                                      | Max GAWR (Front/Rear)            | 2495 (5500)/3084 (6800)       |
|              |                                      | Max Towing                       | 7734 (17,050)/7734 (17,050)   |
|              |                                      | Max GCWR                         | 10,886 (24,000)               |

**EXTERIOR PAINT COLOURS**

|  |  |  |
|--|--|--|
|  |  |  |
|  |  |  |
|  |  |  |
|  |  |  |

**ALL RAM CHASSIS CAB INTERIORS,† mm (in)**

|                            | Regular Cab | Crew Cab                |
|----------------------------|-------------|-------------------------|
| Headroom (front/rear)      | 1011 (39.8) | 1038 (40.9)/1010 (39.8) |
| Hip Room (front/rear)      | 1598 (62.9) | 1598 (62.9)/1593 (62.7) |
| Shoulder Room (front/rear) | 1675 (65.9) | 1675 (65.9)/1666 (65.6) |
| Legroom (front/rear)       | 1040 (40.9) | 1040 (40.9)/1022 (40.2) |
| Seating Capacity           | 3           | 6                       |

†Specifications are based on 2020MY information.





SALES TEAM

SEDAN

MINIVANS/CROSSOVERS

SPORT UTILITY

TRUCKS/COMMERCIAL

LAW ENFORCEMENT

RAM 4500 CHASSIS CAB MAX JOB RATING INFORMATION,\* kg (lb)

| Powertrain  |                         | Regular Cab 60" CA<br>(4x2/4x4) | Regular Cab 84" CA<br>(4x2/4x4) | Regular Cab 108" CA<br>(4x2/4x4) | Regular Cab 120" CA<br>(4x2/4x4) | Crew Cab 60" CA<br>(4x2/4x4)    | Crew Cab 84" CA<br>(4x2/4x4)    |
|---|-------------------------|---------------------------------|---------------------------------|----------------------------------|----------------------------------|---------------------------------|---------------------------------|
| 6.4L HEMI® V8 with AISIN®<br>Heavy-Duty 6-speed Automatic<br>Transmission AS66RC                | Max GVWR                | 7484 (16,500)                   | 7484 (16,500)                   | 7484 (16,500)                    | 7484 (16,500)                    | 7484 (16,500)                   | 7484 (16,500)                   |
|   | Max Payload             | 4395 (9690)/4218 (9300)         | 4323 (9530)/4150 (9150)         | 4255 (9380)/4096 (9030)          | 4191 (9240)/4069 (8970)          | 4132 (9110)/3973 (8760)         | 4069 (8970)/3933 (8670)         |
|   | Max GAWR (Front / Rear) | 2722 (6000)/5443 (12,000)       | 2722 (6000)/5443 (12,000)       | 2722 (6000)/5443 (12,000)        | 2722 (6000)/5443 (12,000)        | 2722 (6000)/5443 (12,000)       | 2722 (6000)/5443 (12,000)       |
|   | Max Towing              | 9770 (21,540)/9593 (21,150)     | 9698 (21,380)/9525 (21,000)     | 9630 (21,230)/9471 (20,880)      | 9566 (21,090)/9444 (20,820)      | 9507 (20,960)/9349 (20,610)     | 9444 (20,820)/9308 (20,520)     |
|   | Max GCWR                | 12,927 (28,500)                 | 12,927 (28,500)                 | 12,927 (28,500)                  | 12,927 (28,500)                  | 12,927 (28,500)                 | 12,927 (28,500)                 |
| 6.7L Cummins® Turbo Diesel<br>with AISIN Heavy-Duty<br>6-speed Automatic<br>Transmission AS69RC | Max GVWR                | 7484 (16,500)                   | 7484 (16,500)                   | 7484 (16,500)                    | 7484 (16,500)                    | 7484 (16,500)                   | 7484 (16,500)                   |
|   | Max Payload             | 4046 (8920)/3865 (8520)         | 3942 (8690)/3769 (8310)         | 3901 (8600)/3715 (8190)          | 3865 (8520)/3688 (8130)          | 3751 (8270)/3592 (7920)         | 3688 (8130)/3552 (7830)         |
|   | Max GAWR (Front / Rear) | 3289 (7250)/5443 (12,000)       | 3289 (7250)/5443 (12,000)       | 3289 (7250)/5443 (12,000)        | 3289 (7250)/5443 (12,000)        | 3289 (7250)/5443 (12,000)       | 3289 (7250)/5443 (12,000)       |
|   | Max Towing              | 13,503 (29,770)/13,322 (29,370) | 13,399 (29,540)/13,227 (29,160) | 13,358 (29,450)/13,172 (29,040)  | 13,322 (29,370)/13,145 (28,980)  | 13,209 (29,120)/13,050 (28,770) | 13,145 (28,980)/13,009 (28,680) |
|   | Max GCWR                | 17,010 (37,500)                 | 17,010 (37,500)                 | 17,010 (37,500)                  | 17,010 (37,500)                  | 17,010 (37,500)                 | 17,010 (37,500)                 |

RAM 5500 CHASSIS CAB MAX JOB RATING INFORMATION,\* kg (lb)

| Powertrain   |                         | Regular Cab 60" CA<br>(4x2/4x4) | Regular Cab 84" CA<br>(4x2/4x4) | Regular Cab 108" CA<br>(4x2/4x4) | Regular Cab 120" CA<br>(4x2/4x4) | Crew Cab 60" CA<br>(4x2/4x4)    | Crew Cab 84" CA<br>(4x2/4x4)    |
|--|-------------------------|---------------------------------|---------------------------------|----------------------------------|----------------------------------|---------------------------------|---------------------------------|
| 6.4L HEMI V8 with AISIN<br>Heavy-Duty 6-speed Automatic<br>Transmission AS66RC                 | Max GVWR                | 8618 (19,000)                   | 8845 (19,500)                   | 8845 (19,500)                    | 8845 (19,500)                    | 8618 (19,000)                   | 8845 (19,500)                   |
|  | Max Payload             | 5507 (12,140)/5339 (11,770)     | 5674 (12,510)/5502 (12,130)     | 5597 (12,340)/5439 (11,990)      | 5575 (12,290)/5402 (11,910)      | 5275 (11,630)/5103 (11,250)     | 5416 (11,940)/5253 (11,580)     |
|  | Max GAWR (Front / Rear) | 2948 (6500)/6123 (13,500)       | 2948 (6500)/6123 (13,500)       | 3175 (7000)/6123 (13,500)        | 3175 (7000)/6123 (13,500)        | 3175 (7000)/6123 (13,500)       | 3175 (7000)/6123 (13,500)       |
|  | Max Towing              | 9748 (21,490)/9580 (21,120)     | 9689 (21,360)/9516 (20,980)     | 9612 (21,190)/9453 (20,840)      | 9589 (21,140)/9417 (20,760)      | 9516 (20,980)/9344 (20,600)     | 9430 (20,790)/9267 (20,430)     |
|  | Max GCWR                | 12,927 (28,500)                 | 12,927 (28,500)                 | 12,927 (28,500)                  | 12,927 (28,500)                  | 12,927 (28,500)                 | 12,927 (28,500)                 |
| 6.7L Cummins Turbo Diesel<br>with AISIN Heavy-Duty<br>6-speed Automatic<br>Transmission AS69RC | Max GVWR                | 8845 (19,500)                   | 8845 (19,500)                   | 8845 (19,500)                    | 8845 (19,500)                    | 8845 (19,500)                   | 8845 (19,500)                   |
|  | Max Payload             | 5384 (11,870)/5194 (11,450)     | 5330 (11,750)/5135 (11,320)     | 5289 (11,660)/5071 (11,180)      | 5248 (11,570)/5035 (11,100)      | 5121 (11,290)/4962 (10,940)     | 5035 (11,100)/4885 (10,770)     |
|  | Max GAWR (Front / Rear) | 3289 (7250)/6123 (13,500)       | 3289 (7250)/6123 (13,500)       | 3289 (7250)/6123 (13,500)        | 3289 (7250)/6123 (13,500)        | 3289 (7250)/6123 (13,500)       | 3289 (7250)/6123 (13,500)       |
|  | Max Towing              | 15,976 (35,220)/15,785 (34,800) | 15,921 (35,100)/15,726 (34,670) | 15,880 (35,010)/15,663 (34,530)  | 15,839 (34,920)/15,626 (34,450)  | 15,712 (34,640)/15,554 (34,290) | 15,626 (34,450)/15,477 (34,120) |
|  | Max GCWR                | 19,504 (43,000)                 | 19,504 (43,000)                 | 19,504 (43,000)                  | 19,504 (43,000)                  | 19,504 (43,000)                 | 19,504 (43,000)                 |

\*Payload and Max Trailer Weights are ESTIMATED values. All values are shown in kg (lb) unless otherwise stated. Payload and Max Trailer Weight values are rounded to the nearest 5 kg (10 lb). Payload = GVWR – Base Weight. GAWRs, GVWRs and GCWRs should never be exceeded. Upfit or aftermarket equipment weight not included in Base Weight. Recommended tongue weight determined by class of hitch receiver and hardware limits of upfit. Frontal Area: maximum allowable Frontal Area, in m² (ft²), that the vehicle can project. For details on calculations, please refer to Ram Body Builders Guide. If VECI Label and Max Upfit Weight not available: vehicle is not restricted to MCWV, Frontal Area or Maximum Upfit Weight limits; however, GVWR/GAWR/GCWR cannot be exceeded.



SALES TEAM

SEDAN

MINIVANS/CROSSOVERS

SPORT UTILITY

TRUCKS/COMMERCIAL

LAW ENFORCEMENT

RAM CHASSIS CAB STANDARD FEATURES AND OPTIONS

|   | Tradesman®<br>Regular / Crew | SLT<br>Regular/ Crew | Laramie®<br>Crew | Limited<br>Crew |
|---|------------------------------|----------------------|------------------|-----------------|
|   | 2TA                          | 2TG                  | 2TH              | 2TM             |
| <b>CPOS PACKAGE</b>   |                              |                      |                  |                 |
| <b>BODY MODEL</b>   |                              |                      |                  |                 |
| 3500 (DD/DF) — Regular Cab — 60-inch Cab-to-Axle (CA) (143.5-inch wheelbase) (L63)  | 0                            | 0                    |                  |                 |
| — Regular Cab — 84-inch CA (167.5-inch wheelbase; DD only) (L64)  | 0                            | 0                    |                  |                 |
| — Crew Cab — 60-inch CA (172.4-inch wheelbase) (L93)  | 0                            | 0                    | 0                | 0               |
| Drive System — 4x2 (DD/DF 3)  | •                            | •                    | •                | •               |
| — 4x4 (DD/DF 8)   | 0                            | 0                    | 0                | 0               |
| 4500/5500 (DP) — Regular Cab — 60-inch CA (144.5-inch wheelbase) (L63)  | 0                            | 0                    |                  |                 |
| — Regular Cab — 84-inch CA (168.5-inch wheelbase) (L64)   | 0                            | 0                    |                  |                 |
| — Regular Cab — 108-inch CA (192.5-inch wheelbase) (L65)  | 0                            | 0                    |                  |                 |
| — Regular Cab — 120-inch CA (204.5-inch wheelbase) (L66)  | 0                            | 0                    |                  |                 |
| — Crew Cab — 60-inch CA (173.5-inch wheelbase) (L93)  | 0                            | 0                    | 0                | 0               |
| — Crew Cab — 84-inch CA (197.4-inch wheelbase) (L94)  | 0                            | 0                    | 0                | 0               |
| Drive System — 4x2 (DP 4/5)   | •                            | •                    | •                | •               |
| — 4x4 (DP 9/0)  | 0                            | 0                    | 0                | 0               |
| <b>ENGINES/TRANSMISSIONS</b>  |                              |                      |                  |                 |
| 6.4L HEMI® Variable Valve Timing (VVT) V8 / 8HP75 8-speed Automatic (3500 only) (ESB/DFX)   | •                            | •                    | •                | •               |
| 6.4L HEMI V8 / AISIN® 6-speed Automatic AS66RC (optional for 3500; standard for 4500/5500) (ESB/DF3)  | 0/•                          | 0/•                  | 0/•              | 0/•             |
| 6.7L Cummins® Turbo Diesel I-6 / AISIN Heavy-Duty 6-speed Automatic AS69RC (ETN/DF2)  | 0                            | 0                    | 0                | 0               |
| <b>MECHANICAL FEATURES</b>  |                              |                      |                  |                 |
| Alternator — 180-amp (BAD)  | •                            | •                    | •                | •               |
| — 220-amp (included on 3500/4500/5500 models with Heavy-Duty Snow Plow Prep Group; included with Electrical Accessory Group and Ambulance Prep Group) (BAJ)                   | 0/P                          | 0/P                  | 0/P              | 0/P             |
| — 380-amp (dual 160-amp and 220-amp; requires 6.4L HEMI V8) (XF5)   | 0                            | 0                    | 0                | 0               |
| — 440-amp (dual 220-amp alternators; requires 6.7L Cummins engine; included with Special Emissions Package (AH6)) (XF7)   | 0/P                          | 0/P                  | 0/P              | 0/P             |
| Axles: 3500 — Single Rear Wheel Group (standard on 3L63, 8L63, 3L93 and 8L93) (AR9)   | •                            | •                    | •                | •               |
| — Dual rear wheels (standard on 3L64 and 8L64) (WLA)  | •                            | •                    | •                | •               |
| — Dual rear wheels (optional on DD 3L63, 8L63, 3L93 and 8L93; optional package includes front, 205-mm (dual rear wheel axle) and rear, 11.5-inch (dual rear wheel axle) (WLA) | 0                            | 0                    | 0                | 0               |
| — Front, 2722-kg (6000-lb) GAWR (single rear wheel axle) on 3L63, 8L63, 3L93 and 8L93 (DJN)   | •                            | •                    | •                | •               |
| — Rear, 11.5-inch (single rear wheel axle) on 3L63, 8L63, 3L93 and 8L93 (DRQ)   | •                            | •                    | •                | •               |
| — Front, 205-mm (dual rear wheel axle; standard on 3L64 and 8L64; included with optional dual rear wheels on 3L63, 8L63, 3L93 and 8L93) (DJM)                                 | •/0                          | •/0                  | •/0              | •/0             |
| — Rear, 11.5-inch (dual rear wheel axle; standard on 3L64 and 8L64; included with optional dual rear wheels on 3L63, 8L63, 3L93 and 8L93) (DRX)                               | •/0                          | •/0                  | •/0              | •/0             |
| — Rear, 12-inch (dual rear wheel axle; included with 3500 Max Tow Package) (DRC)  | P                            | P                    | P                | P               |
| Axle Ratios: 3500 — 3.73 ratio (included with diesel models only) (DME)   | P                            | P                    | P                | P               |
| — 4.10 ratio (standard with gas) (DMF)  | •                            | •                    | •                | •               |
| — Add 4.10 axle (included with Max Tow Package; optional with diesel engine) (DM8)  | P/0                          | P/0                  | P/0              | P/0             |
| — Front-axle disconnect, electronic disconnect (4x4 only)   | •                            | •                    | •                | •               |
| — Rear, antispin differential (DSA)   | •                            | •                    | •                | •               |



SALES TEAM

SEDAN

MINIVANS/CROSSOVERS

SPORT UTILITY

TRUCKS/COMMERCIAL

LAW ENFORCEMENT

RAM CHASSIS CAB STANDARD FEATURES AND OPTIONS

|  | Tradesman®<br>Regular / Crew | SLT<br>Regular/ Crew | Laramie®<br>Crew | Limited<br>Crew |
|--|------------------------------|----------------------|------------------|-----------------|
|  | 2TA                          | 2TG                  | 2TH              | 2TM             |
| <b>CPOS PACKAGE</b>  |                              |                      |                  |                 |
| <b>MECHANICAL FEATURES</b> <i>continued</i>  |                              |                      |                  |                 |
| Axles: 4500 and 5500 — Dual rear wheel (WLA)   | •                            | •                    | •                | •               |
| — Front, 10.5-inch (DJK)   | •                            | •                    | •                | •               |
| — Front, 10.5-inch, 3289-kg (7250-lb) GAWR – Includes taller springs (AZB)   | 0                            | 0                    | 0                | 0               |
| — Front-axle disconnect, electronic disconnect (4x4 only)  | •                            | •                    | •                | •               |
| — Rear, antispin differential (DSA)  | •                            | •                    | •                | •               |
| Axle Ratios: 4500 — Rear, 4.10 (included with diesel engine) (DMF)   | P                            | P                    | P                | P               |
| — 4.44 (DMK)   | •                            | •                    | •                | •               |
| — 4.44 (included with Max Tow Package) (D44)   | P                            | P                    | P                | P               |
| — 4.89 (optional with 6.4L HEMI® V8) (DPL)   | 0                            | 0                    | 0                | 0               |
| — Rear, American Axle 5443-kg (12,000-lb) GAWR (DR8)   | •                            | •                    | •                | •               |
| Axle Ratios: 5500 — 4.44 (DMK)   | •                            | •                    | •                | •               |
| — 4.89 (included with Max Tow Package or Payload Upgrade Package) (DPL)  | P                            | P                    | P                | P               |
| — Rear, American Axle 6123-kg (13,500-lb) GAWR (DR8)   | •                            | •                    | •                | •               |
| Battery — 730-amp maintenance-free (gas engine) (BCN)  | •                            | •                    | •                | •               |
| — Dual 730-amp maintenance-free (diesel engine) (BCC)  | •                            | •                    | •                | •               |
| Engine Block Heater (NHK)  | •                            | •                    | •                | •               |
| Diesel Engine — Diesel Exhaust Brake “Smart” exhaust brake (included with 6.7L Cummins® engine) (NEN)  | P                            | P                    | P                | P               |
| — Manual Diesel Particulate Filter (DPF) regeneration (optional with 6.7L Cummins engine; included with Special Emissions Package (AH6)) (XNR) | 0/P                          | 0/P                  | 0/P              | 0/P             |
| — B20 BioDiesel compatibility (included with all diesel engines; includes 20,000-km (12,500-mi) oil change interval) (XXJ)                     | P                            | P                    | P                | P               |
| — Current-generation engine controller (included with all diesel engines) (NZC)  | P                            | P                    | P                | P               |
| — Selective catalytic reduction (urea; included with all diesel engines) (XAL)   | P                            | P                    | P                | P               |
| — Winter front grille cover (included with all diesel engines) (XD6)   | P                            | P                    | P                | P               |
| Engine Cooling — Heavy-duty (NMC)  | •                            | •                    | •                | •               |
| Engine Speed (maximum speed options) — 105-km/h (65-mph) (JJ4)   | 0                            | 0                    | 0                | 0               |
| — 113-km/h (70-mph) (JJ5)  | 0                            | 0                    | 0                | 0               |
| — 124-km/h (77-mph) (JJ9)  | 0                            | 0                    | 0                | 0               |
| Fuel Tank — 197-litre, rear (NFH)  | •                            | •                    | •                | •               |
| — 280-litre dual: 197- and 83-litre (not available with gas engines on 63/93 models) (NLL)   | 0                            | 0                    | 0                | 0               |
| — 83-litre mid-ship (optional on 3500 DD and 44/5500 DP; standard on 3500 DF) (NFA)  | 0/•                          | 0/•                  | 0/•              | 0/•             |
| Power Take-Off Prep — Stationary elevated engine idle-up (not available with LBN or LBV) (BNF)   | •                            | •                    | •                | •               |
| — Right-side Power Take-Off Prep with AISIN® 6-speed transmission (requires vinyl flooring) (LBN)  | 0                            | 0                    | 0                | 0               |
| — Left-side Power Take-Off Prep with AISIN 6-speed transmission (not available with LBN) (LBV)   | 0                            | 0                    | 0                | 0               |
| — Split-shaft Power Take-Off Prep (included with Power Take-Off Prep if diesel engine) (LBX)   | P                            | P                    | P                | P               |
| — Hard-wired Remote Start/Stop (included with Power Take-Off Prep) (XBV)   | P                            | P                    | P                | P               |
| Shock Absorbers — Front, heavy-duty (SFB)  | •                            | •                    | •                | •               |
| — Rear, heavy-duty (SGB)   | •                            | •                    | •                | •               |



SALES TEAM

SEDAN

MINIVANS/CROSSOVERS

SPORT UTILITY

TRUCKS/COMMERCIAL

LAW ENFORCEMENT

RAM CHASSIS CAB STANDARD FEATURES AND OPTIONS

|   | Tradesman®<br>Regular / Crew | SLT<br>Regular/Crew | Laramie®<br>Crew | Limited<br>Crew |
|---|------------------------------|---------------------|------------------|-----------------|
|   | 2TA                          | 2TG                 | 2TH              | 2TM             |
| <b>CPOS PACKAGE</b>   |                              |                     |                  |                 |
| <b>MECHANICAL FEATURES</b> <i>continued</i>   |                              |                     |                  |                 |
| Skid Plate — Transfer case (included with Heavy-Duty Snow Plow Prep Group (4x4 only)) (XEF)   | 0/P                          | 0/P                 | 0/P              | 0/P             |
| Steering — Power, recirculating ball (SBE)  | •                            | •                   | •                | •               |
| Suspension — Stabilizer bar – Front (SHA)   | •                            | •                   | •                | •               |
| — Heavy-duty front; 4500/5500 only; includes taller front springs, increases max gas front GAWR to 3175 kg (7000 lb) and max diesel front GAWR to 3289 kg (7250 lb); stand-alone option and included with 4500/5500 Heavy-Duty Snow Plow Prep Group (AHD) (AZB) | 0/P                          | 0/P                 | 0/P              | 0/P             |
| Tow Hooks — Black (XEA)   | •                            | •                   | •                | •               |
| — Chrome (XHQ)  |                              |                     | 0                | •               |
| Trailer Tow — Seven wires (seven blunt-cut wires, shrink-wrapped and labelled) (XFK)  | •                            | •                   | •                | •               |
| Trailer Brake Control (stand-alone option for 3500; included with Electrical Accessory Group or Safety Group) (XHC)   | 0/P                          | 0/P                 | •                | •               |
| Transfer Case — Manual shift, part-time, 4x4 only (DK1)   | •                            | •                   |                  |                 |
| — Electric shift, part-time, 4x4 only (DK3)   | 0                            | 0                   | •                | •               |
| Transmission — Electronic Range Select (DH4)  | •                            | •                   | •                | •               |
| Voltage Monitoring — Auto idle-up (included with Electrical Accessory Group, Rollback Carrier Group, Ambulance Prep Group and Special Emissions Package) (XF6)  | 0/P                          | 0/P                 | 0/P              | 0/P             |
| <b>EXTERIOR FEATURES</b>  |                              |                     |                  |                 |
| Antenna — Shark fin (AM/FM; passenger-side roof) (RD3)  | •                            | •                   | •                | •               |
| Bumpers — Front, Black (MB1)  | •                            |                     |                  |                 |
| — Front, Chrome (included with Chrome Appearance Group) (MCT)   | P                            | •                   | •                | •               |
| — Front, painted (MBA)  |                              |                     |                  | 0               |
| Cab Steps — Tubular side steps (Chrome; Regular Cab and Crew Cab) (MRT)   | 0                            | 0                   | 0                | 0               |
| — Tubular side steps (Black; Regular Cab and Crew Cab) (MRU)  | 0                            | 0                   | 0                | 0               |
| Door Handles — Black (included with low-volume paints) (MNA)  | •                            |                     |                  |                 |
| — Chrome (MNE)  |                              | •                   | •                | •               |
| Engine Shut-Off Timer — 6.4L HEMI® V8 and 6.7L Cummins® engine (five minutes; retailer-programmable from one to 60 minutes) (XCL)   | 0                            | 0                   | 0                | 0               |
| Fog Lamps — Incandescent (LNU)  | 0                            | 0                   |                  |                 |
| — LED (included with Premium Lighting Group) (LNV)  |                              | P                   | •                | •               |
| Grille — Upper header/lower appliqué – Painted Matte Black (MM5)  | •                            |                     |                  |                 |
| — Upper header/lower appliqué – Chrome (included with Chrome Appearance Group) (MNQ)  | P                            | •                   | •                | •               |
| — Tradesman – Painted Matte Black nostrils (MFF)  | •                            |                     |                  |                 |
| — Tradesman – Chrome nostrils (included with Chrome Appearance Group) (MAF)   | P                            |                     |                  |                 |
| — SLT – Chrome nostrils/Gloss Black billets (MFH)   |                              | •                   |                  |                 |
| — Laramie – Chrome nostrils/chrome billets (MF1)  |                              |                     | •                |                 |
| — Limited (MFJ)   |                              |                     |                  | •               |
| — Active grille shutters (MDX)  | •                            | •                   | •                | •               |
| Headlamps — Auto-on (LMG)   | •                            | •                   | •                | •               |
| — Headlamp-off time delay (LHD)   | •                            | •                   | •                | •               |
| — Quad-halogen (LME)  | •                            | •                   |                  |                 |
| — LED reflector (included with Premium Lighting Group) (LPX)  |                              | P                   | •                |                 |



SALES TEAM

SEDAN

MINIVANS/CROSSOVERS

SPORT UTILITY

TRUCKS/COMMERCIAL

LAW ENFORCEMENT

RAM CHASSIS CAB STANDARD FEATURES AND OPTIONS

|  | Tradesman®<br>Regular / Crew | SLT<br>Regular/ Crew | Laramie®<br>Crew | Limited<br>Crew |
|--|------------------------------|----------------------|------------------|-----------------|
|  | 2TA                          | 2TG                  | 2TH              | 2TM             |
| <b>CPOS PACKAGE</b>  |                              |                      |                  |                 |
| <b>EXTERIOR FEATURES</b> <i>continued</i>  |                              |                      |                  |                 |
| — Hi-level signature LED projector (LM6)   |                              |                      |                  | •               |
| — Chrome headlamp bezels (MFP)   | •                            | •                    | •                | •               |
| — Daytime running lamps (customer on/off programmability availability in radios) (LM1)   | •                            | •                    | •                | •               |
| Lighting Cab — Roof-mounted LED clearance lamps (LNC)  | •                            | •                    | •                | •               |
| CHMSL – Delete CHMSL/Cargo Lamp Plate (DD/DP only) (LP8)   | •                            | •                    | •                | •               |
| — CHMSL (incandescent) and cargo lamps (standard on 3500 DF; not available with 3500 DD or 4500/5500 with CHMSL Camera or 270° Surround-View Camera <sup>6</sup> ) (LPE) | 0/•                          | 0/•                  | 0/•              | 0/•             |
| Mirrors, Exterior — Black/Manual (Regular Cab only) (GPD)  | •                            |                      |                  |                 |
| — Black/power/heated/signal/puddle/running lights (included with L1 Equipment Group on Regular Cab Tradesman; standard on Crew Cab Tradesman) (GPG)                      | P/•                          | •                    |                  |                 |
| — Black/power/heated/signal/puddle/running lights/trailer spotter (packaged on Tradesman and SLT with auxiliary Reverse lamps) (GU3)                                     | P                            | P                    |                  |                 |
| — Chrome/power/heated/signal/puddle/running light/power convex/trailer spotter (GYF)   |                              |                      | •                | •               |
| Mouldings — Limited chrome bodyside (MHE)  |                              |                      |                  | •               |
| — Chrome belt (MME)  |                              |                      |                  | •               |
| Start Engine Features — Tip Start (XBN)  | •                            | •                    | •                | •               |
| Remote Start System (XBM)  |                              | 0                    | •                | •               |
| Tires, 3500 — LT275/70R18E BSW All-Season (standard with single rear wheel) (TCM)  | •                            | •                    | •                | •               |
| — LT235/80R17E BSW All-Season (standard on 3L64 and 8L64; optional on 3L63, 8L63, 3L93 and 8L93) (TV2)   | •                            | •                    | •                | •               |
| — LT235/80R17E OWL On-/Off-Road (optional on 8L63, 8L64 and 8L93 with dual rear wheel) (TV3)   | 0                            | 0                    | 0                | 0               |
| Tires, 4500/5500 — 225/70R19.5G BSW All-Position (4x2 models only) (TUV)   | •                            | •                    | •                | •               |
| — 225/70R19.5G BSW All-Position front, rear traction (standard on 4x4; available for 4x2 models) (TUY)   | •/0                          | •/0                  | •/0              | •/0             |
| — 225/70R19.5G BSW All-Traction (4x4 models only) (TUZ)  | 0                            | 0                    | 0                | 0               |
| Taillamps — LED (not available with 3500 single rear wheel) (LAY)  | 0                            | 0                    | 0                | 0               |
| Wheel Flares — Black (4500/5500 only) (MMZ)  | •                            | •                    |                  |                 |
| — Body-colour (3500: optional on Tradesman and SLT; 4500/5500: optional on SLT) (MML)  | 0                            | 0                    | •                | •               |
| Windshield Wipers — Variable/intermittent (JHA)  | •                            | •                    | •                | •               |
| Wheel Well Liners — Front (MHR)  | •                            | •                    | •                | •               |
| Wheels, 3500 Single Rear Wheel — 18 x 8-inch Argent-painted styled steel (WBN)   | •                            |                      |                  |                 |
| — 18 x 8-inch chrome-clad steel (included with Chrome Appearance Group) (WBH)  | P                            | •                    |                  |                 |
| — 18 x 8-inch polished aluminum (WBL)  | 0                            | 0                    | •                | •               |
| Wheels, 3500 Dual Rear Wheel — 17 x 6-inch Argent-painted steel (WFO)  | •                            |                      |                  |                 |
| — 17 x 6-inch chrome-clad (included with Chrome Appearance Group) (WD4)  | P                            | •                    |                  |                 |
| — 17 x 6-inch aluminum (WF7)   |                              | 0                    | •                | •               |
| Wheels, 4500/5500 Dual Rear Wheel — 19.5 x 6-inch steel (WP3)  | •                            | •                    |                  |                 |
| — 19.5 x 6-inch polished aluminum (WP4)  | 0                            | 0                    | •                | •               |
| — Spare, full-size (TBB)   | 0                            | 0                    | 0                | 0               |
| <b>INTERIOR FEATURES</b>   |                              |                      |                  |                 |
| Air Conditioning — Single-Zone manual temperature control (HAA)  | •                            | •                    |                  |                 |
| — Dual-Zone Automatic Temperature Control (Crew Cab only; included with 8.4-inch radios) (HAF)   |                              | P                    | •                | •               |



SALES TEAM

SEDAN

MINIVANS/CROSSOVERS

SPORT UTILITY

TRUCKS/COMMERCIAL

LAW ENFORCEMENT

RAM CHASSIS CAB STANDARD FEATURES AND OPTIONS

|   | Tradesman®<br>Regular / Crew | SLT<br>Regular / Crew | Laramie®<br>Crew | Limited<br>Crew |
|---|------------------------------|-----------------------|------------------|-----------------|
|   | 2TA                          | 2TG                   | 2TH              | 2TM             |
| <b>CPOS PACKAGE</b>   |                              |                       |                  |                 |
| <b>INTERIOR FEATURES</b> <i>continued</i>   |                              |                       |                  |                 |
| Auxiliary Switches — Six push-button switches (sixth switch becomes a Power Take-Off Prep on/off switch when Power Take-Off Prep is ordered) (LHL)  | •                            | •                     | •                | •               |
| Consoles — Floor  |                              |                       |                  |                 |
| — Storage tray (included with bench seats *TX, *V9, *M9 and *VL with the following conditions: with manual-shift T-case; with Crew Cab and carpet) (CUY)                                    | P                            | P                     | P                |                 |
| — Lower centre instrument-panel bin storage (replaces the instrument-panel storage drawer if manual-shift T-case on SLT)  | •                            | P                     |                  |                 |
| — Centre stack storage drawer (included with 40/20/40 seats *TX, *V9, *M9, *VL and *AP; requires electronic-shift T-case for 4x4 models) (CW8)  |                              | P                     | P                |                 |
| — Full-length upgraded floor console (included with bucket seats *MJ and *GJ) (CUP)   |                              | P                     | P                |                 |
| — Full-length – Premium console (CVT)   |                              |                       |                  | •               |
| Console, Overhead — Incandescent lighting (included with L1 Equipment Group; standard on Crew Cab Tradesman) (CUN)  | P/•                          | •                     |                  |                 |
| — Premium; includes LED overhead lamps (CUS)  |                              |                       | •                | •               |
| Door Locks — Manual (Regular Cab only) (JE8)  |                              |                       |                  |                 |
| — Speed-sensitive (included with L1 Equipment Group; standard on Crew Cab Tradesman) (JPH)  | P/•                          | •                     | •                |                 |
| — Remote keyless entry (included with L1 Equipment Group) (GXM)   | P                            | •                     | •                |                 |
| — Remote Proximity, Passive Keyless Entry (GXD)   |                              |                       | •                | •               |
| Floor Covering — Heavy-duty vinyl (CKJ)   |                              |                       |                  |                 |
| — Heavy-duty vinyl option (CKW)   |                              | 0                     | 0                | 0               |
| — Carpet (CKE)  | 0                            | •                     | •                | •               |
| Floor Mats — Front, carpeted (Regular Cab; included with carpet) (CLA)  |                              |                       |                  |                 |
| — Front and rear, carpeted (Crew Cab; included with carpet) (CLE)   | P                            | •                     | •                |                 |
| — Front and rear, carpeted with Limited badging (CLL)   |                              |                       |                  | •               |
| — Front, rubber (Regular Cab; optional with carpet and vinyl) (CLY)   | 0                            | 0                     |                  |                 |
| — Front and rear, rubber (Crew Cab; optional with carpet and vinyl) (CLF)   | 0                            | 0                     | 0                | 0               |
| Heat (supplemental) — Rapid cabin supplemental heater (included with diesel engine) (HDB)   |                              |                       |                  |                 |
| Instrument Cluster Displays — Cluster 3.5-inch Driver Information Display (DID) (JAE)   | •                            | •                     |                  |                 |
| — Cluster 3.5-inch Colour DID (included with Heated Seats and Wheel Group and Premium Lighting Group) (JAK)   |                              | P                     |                  |                 |
| — Cluster 7-inch Thin Film Transistor Colour Display (included with Safety Group or Luxury Group) (JAL)   | P                            | P                     | •                | •               |
| Key — Extra base metal key option (Regular Cab only; adds two keys for a total of four; each key includes a fob; not available with L1, GXM or JPH) (GXJ)                                   |                              |                       |                  |                 |
| — Remote keyless entry (included with L1 Equipment Group) (GXM)   | P                            | •                     | •                | •               |
| — Push-button start (GX4)   | •                            | •                     | •                | •               |
| — Sentry Key® Theft Deterrent System (GXX)  | •                            | •                     | •                | •               |
| Memory — Driver's seat only, exterior mirrors, power-adjustable pedals, radio presets (included with P1 Equipment Group) (LEV)  |                              |                       |                  |                 |
| Mirrors (inside; DD and DP only) — Day/night manual (GNA)   |                              |                       |                  |                 |
| — Auto-dimming rearview with camera display (included with ParkView® Rear Back-Up Camera® if equipped with Uconnect® 3.0 radio; Safety Group on Tradesman requires either GN4 or GNK) (GN4) | P                            |                       |                  |                 |
| — Auto-dimming (included with Safety Group on Tradesman; Safety Group on Tradesman requires either GN4 or GNK; included with Dual-Zone Automatic Temperature Control on SLT) (GNK)          | P                            | P                     | •                | •               |



SALES TEAM

SEDAN

MINIVANS/CROSSOVERS

SPORT UTILITY

TRUCKS/COMMERCIAL

LAW ENFORCEMENT

| RAM CHASSIS CAB STANDARD FEATURES AND OPTIONS  | Tradesman®<br>Regular / Crew | SLT<br>Regular / Crew | Laramie®<br>Crew | Limited<br>Crew |
|--|------------------------------|-----------------------|------------------|-----------------|
| CPOS PACKAGE   | 2TA                          | 2TG                   | 2TH              | 2TM             |
| INTERIOR FEATURES <small>continued</small>   |                              |                       |                  |                 |
| Mirrors (inside; DF only) — Day/night manual (included with 5-inch touchscreen radio on Tradesman) (GNA)   | P                            | •                     |                  |                 |
| — Auto-dimming with camera display (Safety Group on Tradesman requires either GN4 or GNK) (GN4)  | •                            |                       |                  |                 |
| — Auto-dimming (included with Dual-Zone Automatic Temperature Control on SLT; Safety Group on Tradesman requires either GN4 or GNK) (GNK)  | P                            | P                     | •                | •               |
| Pedals — Power-adjustable (3500, 4500, 5500; included with ADA with SLT) (XAP)   |                              | P                     | •                |                 |
| — Power-adjustable with memory (3500, 4500, 5500; included with P1 Equipment Group on Laramie) (XAM)   |                              |                       | P                | •               |
| Seats — Heavy-duty vinyl 40/20/40 split-bench front seat with manual adjust, rear full-length fold-up bench (Crew Cab only) (*TX)  | •                            | 0                     |                  |                 |
| — Cloth 40/20/40 split-bench front seat with manual adjust, rear full-length fold-up bench (Crew Cab only) (*V9)   | 0                            | •                     |                  |                 |
| — Premium cloth 40/20/40 split-bench front seat with power adjust for driver, rear 60/40 split fold-up bench with centre fold-down armrest and fold-flat load floor (Crew Cab only) (*M9)  |                              | 0                     |                  |                 |
| — Premium cloth bucket seats with power adjust for driver and full-length centre console, rear 60/40 split fold-up bench with centre fold-down armrest and fold-flat load floor (Crew Cab only) (*MJ)                                    |                              | 0                     |                  |                 |
| — Leather-trimmed 40/20/40 heated, split-bench seat with power adjust for driver and passenger (Regular Cab only) (*AP)  |                              | 0                     |                  |                 |
| — Leather-trimmed 40/20/40 heated, split-bench front seat with power adjust for driver and passenger, rear 60/40 split fold-up bench with centre fold-down armrest and fold-flat load floor (*VL)  |                              |                       | •                |                 |
| — Leather-trimmed, heated front bucket seats with full-length centre console, power adjust for driver and passenger, 60/40 split fold-up rear bench with centre fold-down armrest and fold-flat load floor (*GJ)                         |                              |                       | 0                |                 |
| — Premium leather heated and ventilated front buckets with full-length premium centre console, power adjust for driver and passenger, 60/40 split-folding heated rear bench with centre fold-down armrest and fold-flat load floor (*UL) |                              |                       |                  | •               |
| Seat Delete Options — Delete Front Centre Seat (available with *TX, *V9 and *M9) (CJT)   | 0                            | 0                     |                  |                 |
| — Delete Rear Seat (Crew Cab; available with *TX, *V9, *M9 and *MJ) (CF8)  | 0                            | 0                     |                  |                 |
| Seat Belts — Front shoulder height-adjustable (CGD)  | •                            | •                     | •                | •               |
| — Red (Regular Cab and Crew Cab) (CGQ)   | 0                            | 0                     | 0                |                 |
| Steering — Cruise control (NHM)  | •                            | •                     | •                | •               |
| — Tilt column (SUA)  | •                            | •                     | •                | •               |
| — Four-spoke, urethane (SCF)   | •                            | •                     |                  |                 |
| — Leather-wrapped steering wheel with remote audio control buttons (included with Safety Group; included with Luxury Group on SLT; included with *AP seats) (SCV)  | P                            | P                     | •                |                 |
| — Leather-wrapped steering wheel with real wood, audio controls and heat (SCW)   |                              |                       |                  | •               |
| — Audio controls (included with leather-wrapped steering wheel) (RDZ)  | P                            | P                     | P                | P               |
| — Heated steering wheel (included with Heated Seats and Wheel Group or leather seating) (NHS)  |                              | P                     | •                | •               |
| Storage — Front, behind-seat (Regular Cab only) (CU3)  | •                            | •                     |                  |                 |
| — Front, centre-seat cushion (included with *VL, *M9 and *AP seats) (CVH)  | P                            | P                     | P                |                 |
| — Rear underseat storage (standard with Crew Cab only) (CUE)   | •                            | •                     | •                | •               |
| — Fold-flat load floor (included with *M9 and *MJ seats with Crew Cab) (CVN)   |                              | P                     | •                | •               |
| Turn Signals — One-touch three-blink lane-change feature   | •                            | •                     | •                | •               |
| Telematics — Ram Telematics™ System by Verizon Connect (RFQ)   | 0                            | 0                     | 0                | 0               |
| Upfitter Interface — Vehicle System Interface Module (XXS)   | •                            | •                     | •                | •               |
| Universal Garage Door Opener <sup>(13)</sup> (included with Luxury Group) (XGD)  |                              | P                     | •                | •               |



SALES TEAM

SEDAN

MINIVANS/CROSSOVERS

SPORT UTILITY

TRUCKS/COMMERCIAL

LAW ENFORCEMENT

| RAM CHASSIS CAB STANDARD FEATURES AND OPTIONS   | Tradesman®<br>Regular / Crew | SLT<br>Regular/Crew | Laramie®<br>Crew | Limited<br>Crew |
|---|------------------------------|---------------------|------------------|-----------------|
| CPOS PACKAGE  | 2TA                          | 2TG                 | 2TH              | 2TM             |
| <b>INTERIOR FEATURES</b> <i>continued</i>   |                              |                     |                  |                 |
| Visors — Passenger-side vinyl visor with mirror (GNM)   | •                            |                     |                  |                 |
| — Passenger-side cloth visor with lighted mirror (GN6)  |                              | •                   |                  |                 |
| — Passenger/driver cloth incandescent illuminated mirrors, Universal Garage Door Opener <sup>(13)</sup> (included with Luxury Group) (GNC)  |                              | P                   | •                | •               |
| Windows — Manual (Regular Cab only) (JF8)   | •                            |                     |                  |                 |
| — Power, front with driver's one-touch down (Regular Cab only; included with L1 Equipment Group) (JPY)  | P                            | •                   |                  |                 |
| — Power, front and rear with driver's one-touch up and down (Crew Cab models only) (JP3)  | •                            | •                   | •                | •               |
| — Rear backlight, fixed (GJD)   | •                            | •                   |                  |                 |
| — Rear backlight, sliding (GFD)   | 0                            | 0                   |                  |                 |
| — Rear backlight, power-sliding (Crew Cab models only; included with Luxury Group; requires L1 Equipment Group for Tradesman) (GFE)   | 0                            | P                   | •                | •               |
| — Rear defroster (not available with manual-sliding window (GFD)) (GFA)   | 0                            | 0                   | •                | •               |
| <b>UCONNECT® MULTIMEDIA</b>   |                              |                     |                  |                 |
| Compass — Compass display in the radio (Tradesman availability only with optional 5-inch touchscreen radio) (JFJ)   | P                            | •                   | •                | •               |
| Connectivity — Front: Media Hub – Includes two fully functional Type-A/C USB port pairs and one auxiliary jack (four USB connection points) (RSF)   | •                            | •                   | •                | •               |
| — Middle: 2.5-amp charging-only single USB port (located in centre console or armrest) (RS3)  | •                            | •                   | •                | •               |
| — Rear: dual remote USB ports; two Type-A/C pairs; one pair fully functional, one pair charging-only (included with Luxury Group) (RS4)   |                              | P                   | •                | •               |
| — Auxiliary headphone jack for mobile devices (RSU)   | •                            | •                   | •                | •               |
| — Wireless charging pad (includes CD player; included with P2 Equipment Group) (RFX)  |                              |                     | P                | •               |
| CD Player — Single-disc remote (included with P1 Equipment Group or wireless charging pad) (RH1)  | 0                            | 0                   | 0/P              | •               |
| GPS Antenna Input on Radio (included with 5-inch, 8.4-inch and 12-inch touchscreen radios) (JLP)  | P                            | P                   | P                | P               |
| Power — Accessory delay (JKY)   | •                            | •                   | •                | •               |
| — Auxiliary outlets (one battery-powered and one ignition-fed) (JJJ)  | •                            | •                   | •                | •               |
| — 115-volt auxiliary power outlet, instrument panel-mounted (requires L1 Equipment Group; included with Luxury Group) (JKV)   | 0                            | P                   | •                | •               |
| — 115-volt auxiliary power outlet, rear-facing (located on rear centre-seat cushion; Crew Cab only; included with Luxury Group) (JJN)   |                              | P                   | •                | •               |
| — 400-watt inverter (included with JKV and JJN) (XHR)   | P                            | P                   | P                | P               |
| Radios — Uconnect 3.0 with Bluetooth® (UA1)   | •                            |                     |                  |                 |
| — Uconnect 3 with 5-inch touchscreen display, Bluetooth <sup>(10)</sup> and SiriusXM <sup>(9)</sup> (UCA)   | 0                            | •                   |                  |                 |
| — Uconnect 4 with 8.4-inch touchscreen display, Bluetooth <sup>(10)</sup> and SiriusXM <sup>(9)</sup> (UCM)   |                              | 0                   | •                |                 |
| — Uconnect 4C NAV <sup>(8)</sup> with 8.4-inch touchscreen display, Navigation, <sup>(8)</sup> Bluetooth, <sup>(10)</sup> SiriusXM <sup>(9)</sup> and HD radio (included with P2 Equipment Group; SLT option is Crew Cab only) (UCV)            |                              | 0                   | 0/P              | •               |
| — Uconnect 4C NAV <sup>(8)</sup> with 12-inch touchscreen display, Navigation, <sup>(8)</sup> Bluetooth, <sup>(10)</sup> SiriusXM <sup>(9)</sup> and HD radio (optional with Luxury Group on SLT; requires P1 Equipment Group on Laramie) (UCX) |                              | 0                   | 0                | •               |
| — Radio controls – Steering-wheel-mounted audio controls (included with leather-wrapped steering wheel SCV and SCW; Safety Group with Tradesman and Luxury Group with SLT) (RDZ)  | P                            | P                   | •                | •               |
| SiriusXM <sup>(9)</sup> (RSD)   | 0                            | •                   | •                | •               |
| SiriusXM 360L <sup>(9)</sup> (included with 12-inch touchscreen radio) (RTU)  |                              | P                   | P                | P               |
| SiriusXM Guardian <sup>(5)</sup> (assist and SOS calls; included with 8.4-inch or 12-inch NAV <sup>(8)</sup> touchscreen radio) (RSK)   |                              | P                   | P                | •               |
| SiriusXM Travel Link <sup>(19)</sup> (included with 8.4-inch or 12-inch NAV <sup>(8)</sup> touchscreen radio) (RSM)   |                              | P                   | P                | •               |
| SiriusXM Traffic Plus <sup>(19)</sup> (included with 8.4-inch or 12-inch NAV <sup>(8)</sup> touchscreen radio) (RTB)  |                              | P                   | P                | •               |





SALES TEAM

SEDAN

MINIVANS/CROSSOVERS

SPORT UTILITY

TRUCKS/COMMERCIAL

LAW ENFORCEMENT

| RAM CHASSIS CAB STANDARD FEATURES AND OPTIONS  | Tradesman®<br>Regular / Crew | SLT<br>Regular/Crew | Laramie®<br>Crew | Limited<br>Crew |
|--|------------------------------|---------------------|------------------|-----------------|
| CPOS PACKAGE   | 2TA                          | 2TG                 | 2TH              | 2TM             |
| <b>UCONNECT® MULTIMEDIA</b> continued  |                              |                     |                  |                 |
| Speakers — Four standard (Regular Cab only) (RCD)  | •                            |                     |                  |                 |
| — Six (standard on Crew Cab Tradesman) (RCG)   | •                            | •                   |                  |                 |
| — Premium (seven speakers and amplifier; Regular Cab only) (RCK)   |                              | 0                   |                  |                 |
| — Nine Alpine® speakers with subwoofer (Crew Cab only) (RC3)   |                              | 0                   | •                | •               |
| — Ultra-premium – 17 amplified speakers (Surround-Sound) (RCA)   |                              |                     | P                | P               |
| Uconnect Voice Command <sup>(10)</sup> with Bluetooth® (XRB)   | •                            | •                   | •                | •               |
| <b>SAFETY &amp; SECURITY</b>   |                              |                     |                  |                 |
| Adaptive Cruise Control with Stop and Go <sup>(6)</sup> (included with Safety Group and M1 Equipment Group) (NH3)  | P                            | P                   | P                | P               |
| Air Bags <sup>(7)</sup> — Multistage front (3500/4500/5500) (CG3)  | •                            | •                   | •                | •               |
| — Driver's-side only (Deletes Passenger-Side; not available with DF) (CGT)   | 0                            | 0                   |                  |                 |
| — Supplemental front-seat side (DF 3500 only) (CJ1)  | •                            | •                   | •                | •               |
| — Supplemental side (DF 3500 only) (CGS)   | •                            | •                   | •                | •               |
| Auto High-Beam Headlamp Control (included with Safety Group) (LMS)   | P                            | P                   | P                | •               |
| Auxiliary Reverse Lamps (must have L1 Equipment Group on Tradesman; included with Towing Technology Group) (LPF)   | 0                            | 0/P                 | •                | •               |
| Back-Up Alarm (audible alarm when vehicle is in Reverse) (XAW)   | 0                            | 0                   | 0                | 0               |
| Belt Alert — Driver's  | •                            | •                   | •                | •               |
| — Passenger (DF only) (LAX)  | •                            | •                   | •                | •               |
| Brakes — Power-assisted four-wheel antilock disc (BRT)   | •                            | •                   | •                | •               |
| Cameras — ParkView® Rear Back-Up Camera <sup>(6)</sup> (display in rearview mirror with Uconnect 3.0 radio) (XAC)  | 0 (• DF)                     | 0 (• DF)            | 0 (• DF)         | •               |
| — Cargo camera (requires 8.4-inch or 12-inch touchscreen radio; includes LED CHMSL and cargo lamps) (LPD)  |                              | 0                   | 0                | 0               |
| — Auxiliary wired camera (not available with LPD; must have 8.4-inch or 12-inch touchscreen radio; late availability) (XPN)  |                              | 0                   | 0                | 0               |
| — Auxiliary Camera Prep (included with XPN); includes vehicle trailer wiring, camera HMI in radio and 12-pin connector at rear frame rail (late availability) (XFQ)  |                              | 0/P                 | 0/P              | 0/P             |
| — 270° Surround-View Camera <sup>(6)</sup> (five digital cameras); includes Park-Sense® Front and Rear Park Assist <sup>(6)</sup> and CHMSL camera (included with Towing Technology Group and M1 Equipment Group) (XAK)  |                              | 0/P                 | 0/P              | 0/P             |
| DOT-Certified Roadside Safety Kit (DOT fire extinguisher, three reflecting triangles, spare fuses and two red vinyl flags) (ACL)   | 0                            | 0                   | 0                | 0               |
| Electronic Stability Control <sup>(12)</sup> — Four-channel Antilock Brake System (ABS), Electronic Brake-Force Distribution, traction control, Ready Alert Braking, Brake Assist, hydraulic boost compensation, Rain Brake Support, engine drag control, Trailer Sway Control, Electronic Roll Mitigation and Hill Start Assist (BNB) | •                            | •                   | •                | •               |
| Full-Speed Forward Collision Warning Plus with Active Braking <sup>(6)</sup> (included with Safety Group and M1 Equipment Group) (LSU)   | P                            | P                   | P                | P               |
| Park-Sense Front and Rear Park Assist <sup>(6)</sup> (requires fog lamps for Tradesman and SLT) (XAG)  | 0                            | 0                   | 0                | •               |
| Park-Sense Rear Park Assist <sup>(6)</sup> (XAA)   | 0                            | 0                   | 0                |                 |
| Rain-Sensing Windshield Wipers (included with Safety Group) (JHC)  | P                            | P                   | P                | •               |
| Ready Alert Braking (BHD)  | •                            | •                   | •                | •               |
| Security Alarm (LSA)   |                              | 0                   | •                | •               |
| Selectable Tire-Fill Alert (included with 8.4-inch and 12-inch touchscreen radios with SLT) (LA5)  |                              | P                   | •                | •               |
| Tire-Fill Alert (must have 5-inch touchscreen radio and XBT if Tradesman DD/DP; must have 5-inch touchscreen radio with DF Tradesman) (LAW)  | 0                            | 0                   | •                | •               |
| Tire Pressure Information System (DD/DP only) (XBT)  | 0                            | •                   | •                | •               |



SALES TEAM

SEDAN

MINIVANS/CROSSOVERS

SPORT UTILITY

TRUCKS/COMMERCIAL

LAW ENFORCEMENT

| RAM CHASSIS CAB STANDARD FEATURES AND OPTIONS  | Tradesman®<br>Regular / Crew | SLT<br>Regular/ Crew | Laramie®<br>Crew | Limited<br>Crew |
|--|------------------------------|----------------------|------------------|-----------------|
| CPOS PACKAGE   | 2TA                          | 2TG                  | 2TH              | 2TM             |
| <b>SAFETY &amp; SECURITY</b> continued   |                              |                      |                  |                 |
| Tire Pressure Monitoring Display (DF only) (XGM)   | •                            | •                    | •                | •               |
| Trailer Reverse Guidance <sup>(6)</sup> (included with Towing Technology Group) (XPU)  | P                            | P                    | P                | P               |
| Trailer Tire Pressure Monitoring (requires L1 Equipment Group on Tradesman) (XG9)  | 0                            | 0                    | 0                | 0               |
| <b>PACKAGES/EQUIPMENT GROUPS</b>   |                              |                      |                  |                 |
| 6804-kg (15,000-lb) GVWR Package — Includes 6804-kg (15,000-lb) Gross Vehicle Weight Rating (4500) 4x2 (Z4B), 4x4 (Z9B) (Z4B, Z9B)   | 0                            | 0                    | 0                | 0               |
| 7257-kg (16,000-lb) GVWR Package — Includes 7257-kg (16,000-lb) Gross Vehicle Weight Rating (4500) 4x2 (Z4C), 4x4 (Z9C) (Z4C, Z9C)   | 0                            | 0                    | 0                | 0               |
| Ambulance Prep Group — Includes 220-amp alternator, Voltage Monitoring Auto Idle-Up system, remote rear heat/air conditioning (provides ability to run auxiliary mounted heater and air conditioning independently of instrument-panel controls) and air conditioning line tap and engine coolant access for upfitter (AH2)  | 0                            | 0                    | 0                | 0               |
| Chrome Appearance Group — Includes Chrome front bumper, Chrome grille and chrome-clad steel wheel on 3500 models (AMP)   | 0                            |                      |                  |                 |
| Electrical Accessory Group — Includes 220-amp alternator, Voltage Monitoring Auto Idle-Up system and Trailer Brake Controller (ADH)  | 0                            | 0                    | 0                | 0               |
| Heated Seats and Wheel Group — Includes heated cloth front seats, heated leather-wrapped steering wheel with audio controls and 3.5-inch Driver Information Display (DID) cluster with colour display (optional with *M9 and *MJ) (AGF)  |                              | 0                    |                  |                 |
| Heavy-Duty Snow Plow Prep Group — Includes 220-amp alternator, transfer case skid plate and Heavy-Duty Front Suspension Group (4500 and 5500; optional on 3500 4x4 and 4500/5500 4x2/4x4) (AHD)  | 0                            | 0                    | 0                | 0               |
| Laramie Level 1 Equipment Group (P1) — Includes Auto High-Beam Headlamp Control, rain-sensing windshield wipers, foam bottle door inserts, ventilated three-level driver's/ front-passenger seats, power-adjustable pedals, memory for radio, driver's seat, mirror, pedals and CD player (A66)  |                              |                      | 0                |                 |
| Laramie Level 2 Equipment Group (P2) — Includes P1 Equipment Group, Uconnect® 4C NAV <sup>(8)</sup> with 8.4-inch touchscreen display, 17-speaker premium sound system, wireless charging pad (requires bucket seats) and rear-seat heat (three-level) (A67)   |                              |                      | 0                |                 |
| Limited Level 1 Equipment Group (M1) — Includes 17-speaker premium sound system, Full-Speed Forward Collision Warning Plus with Auto Emergency Braking <sup>(6)</sup> Adaptive Cruise Control with Stop and Go <sup>(6)</sup> and 270° Surround-View Camera System <sup>(6)</sup> (A69)  |                              |                      |                  | 0               |
| Luxury Group — Includes passenger/driver's cloth visors with incandescent illuminated mirrors, Universal Garage Door Opener <sup>(13)</sup> rear dome lamp with on/off switch, 7-inch DID cluster with colour display, leather-wrapped steering wheel with remote audio control buttons, rear backlight, power-sliding rear window (Crew Cab only), foam bottle door insert, 115-volt outlet (front), 115-volt outlet (rear; Crew Cab only), upper and lower glove box lighting, power-adjustable pedals; rear: dual remote USB port (charging-only), overhead console and upper glove box door with SLT badge (ADA) |                              | 0                    |                  |                 |
| Max Payload Package — Includes 8618-kg (19,000-lb) GVWR on 63 and 93 models, 8845-kg (19,500-lb) GVWR on 64, 65, 66 and 94 models, and 4.89 axle ratio (5500 gas only) (AH5)   | 0                            | 0                    | 0                | 0               |
| Max Tow Package — Includes 12-inch rear axle with 4.10 axle ratio (3500), 4.44 axle ratio (4500) and 4.89 axle ratio (5500) (requires 6.7L Cummins® engine with heavy-duty AISIN® 6-speed transmission and Trailer Brake Controller) (AHQ)   | 0                            | 0                    | 0                | 0               |
| Premium Lighting Group — Includes LED headlamps, LED fog lamps and 3.5-inch DID cluster with colour display (AD6)  |                              | 0                    |                  |                 |
| Rear Interior Trim Delete Group — Includes Delete Front Centre Seat, Delete Rear Floor Storage Tray and Delete Cab Back Trim Panel (Regular Cab only) (AS8)  | 0                            | 0                    |                  |                 |
| Rollback Carrier Group — Includes Voltage Monitoring Auto Idle-Up system, rollback carrier adaptation brackets, 220-amp alternator, left- or right-side Power Take-Off Prep and 83-litre (22-gallon) mid-ship gas tank (5500 only) (AH1)   | 0                            | 0                    |                  |                 |
| Safety Group — Includes rearview auto-dimming mirror, Full-Speed Forward Collision Warning Plus with Auto Emergency Braking <sup>(6)</sup> Adaptive Cruise Control with Stop and Go <sup>(6)</sup> rain-sensing windshield wipers, Auto High-Beam Headlamp Control, leather-wrapped steering wheel, Trailer Brake Controller, and 7-inch DID cluster for Tradesman and SLT (requires L1 Equipment Group and 5-inch touchscreen radio for Regular Cab Tradesman) (AAU)  | 0                            | 0                    | 0                | 0               |
| Special Emissions Package — Includes dual alternators rated at 440 amps, manual Diesel Particulate Filter (DPF) regeneration, Voltage Monitoring Auto Idle-Up system and rear heater air conditioning prep   | F                            | F                    | F                | F               |
| Towing Technology Group — Includes 270° Surround-View Camera <sup>(6)</sup> Trailer Reverse Guidance <sup>(6)</sup> auxiliary Reverse lamps, mirror-mounted and power convex mirrors (requires 8.4-inch or 12-inch touchscreen radio) (AAN)  |                              | 0                    | 0                | 0               |
| Tradesman Level 1 Equipment Group (L1) — Includes overhead console (Regular Cab), power windows (Regular Cab), power door locks (Regular Cab), power Black trailer tow mirrors (Regular Cab), upgraded door trim panels (Regular Cab), remote keyless entry and Satin Chrome interior door handles (A61)   | 0                            |                      |                  |                 |

• = Included. P = Available within Package noted. 0 = Optional. F = Fleet-only option.



## RAM PROMASTER®

### PRODUCT HIGHLIGHTS

18 available configurations, including four body types, four lengths, three wheelbases and two roof heights

Award-Winning 3.6L Pentastar™ Variable Valve Timing (VVT) V6 with 280 horsepower and 260 lb-ft of torque paired with a 6-speed Automatic transmission

High-positioned headlamps out of the way of common collision zones and a three-piece modular front fascia to eliminate downtime and reduce repair costs

"RAM" grille and Black trim

Front-wheel drive offers enhanced traction and improved ride and handling

### CAPABILITY

Best-in-Class<sup>(31)</sup>:

— Lowest load-floor height — 533 mm (21 in)

— Standard cargo capacity — Up to 13,110 L (463 cu ft)

— Standard interior ceiling height — 1684 mm (66.3 in)

— Turning radius — As short as 11.1 m (36.3 ft) (1500 Cargo Van with 118-inch wheelbase)

— Width between wheel wells — 1422 mm (56 in)

Maximum towing capacity — 3134 kg (6910 lb)

Upfitter-friendly with near-vertical side walls, 260-degree-opening doors, tie-down rings and two available cargo partitions



Properly secure all cargo.

| ENGINE                | HORSEPOWER | TORQUE |
|-----------------------|------------|--------|
| 3.6L Pentastar VVT V6 | 280        | 260    |



SALES TEAM

SEDAN

MINIVANS/CROSSOVERS

SPORT UTILITY

TRUCKS/COMMERCIAL

LAW ENFORCEMENT

EXTERIOR DIMENSIONS, mm (in)

|                                      | Cargo Van    |              |              |              |              |              |              |              |              |                | Window Van   |                | Chassis Cab / Cutaway |              |                |
|--------------------------------------|--------------|--------------|--------------|--------------|--------------|--------------|--------------|--------------|--------------|----------------|--------------|----------------|-----------------------|--------------|----------------|
|                                      | 1500         |              |              | 2500         |              |              | 3500         |              |              |                | 2500         | 3500           | 3500                  |              |                |
| Wheelbase                            | 2997 (118)   | 3454 (136)   | 3454 (136)   | 3454 (136)   | 3454 (136)   | 4039 (159)   | 3454 (136)   | 3454 (136)   | 4039 (159)   | 4039 (159 Ext) | 4039 (159)   | 4039 (159 Ext) | 3454 (136)            | 4039 (159)   | 4039 (159 Ext) |
| Roof Type                            | Standard     | Standard     | High         | Standard     | High         | High         | Standard     | High         | High         | High           | High         | High           | Standard              | Standard     | Standard       |
| Overall Length                       | 4963 (195.4) | 5415 (213.2) | 5415 (213.2) | 5415 (213.2) | 5415 (213.2) | 6000 (236.2) | 5145 (213.2) | 5145 (213.2) | 6000 (236.2) | 6364 (250.6)   | 6000 (236.2) | 6364 (250.6)   | 5415 (213.2)          | 6000 (236.2) | 6364 (250.6)   |
| Overall Body Width (without mirrors) | 2064 (81.3)  |              |              |              |              |              |              |              |              |                |              |                |                       |              |                |
| Overall Roof Height                  | 2329 (91.7)  | 2358 (92.8)  | 2689 (105.9) | 2358 (92.8)  | 2689 (105.9) | 2689 (105.9) | 2358 (92.8)  | 2689 (105.9) | 2689 (105.9) | 2689 (105.9)   | 2689 (105.9) | 2689 (105.9)   | 2217 (87.3)           | 2217 (87.3)  | 2217 (87.3)    |
| Turning Diameter, m (ft)             | 11.1 (36.3)  | 12.4 (40.7)  | 12.4 (40.7)  | 12.4 (40.7)  | 12.4 (40.7)  | 14.3 (46.8)  | 12.4 (40.7)  | 12.4 (40.7)  | 14.3 (46.8)  | 14.3 (46.8)    | 14.3 (46.8)  | 14.3 (46.8)    | 12.4 (40.7)           | 14.3 (46.8)  | 14.3 (46.8)    |
| Cab-to-Rear Axle Length              | —            | —            | —            | —            | —            | —            | —            | —            | —            | —              | —            | —              | 2083 (82)             | 2642 (104)   | 2642 (104)     |
| Outside Frame Width                  | —            | —            | —            | —            | —            | —            | —            | —            | —            | —              | —            | —              | 1321 (52)             | 1321 (52)    | 1321 (52)      |
| Frame Height                         | —            | —            | —            | —            | —            | —            | —            | —            | —            | —              | —            | —              | 610 (24)              | 610 (24)     | 610 (24)       |

INTERIOR DIMENSIONS, mm (in)

|                           |              |              |              |              |              |              |              |              |              |              |              |              |             |   |   |   |
|---------------------------|--------------|--------------|--------------|--------------|--------------|--------------|--------------|--------------|--------------|--------------|--------------|--------------|-------------|---|---|---|
| Interior Ceiling Height   | 1698 (66.9)  | 1698 (66.9)  | 1959 (77.1)  | 1698 (66.9)  | 1959 (77.1)  | 1959 (77.1)  | 1698 (66.9)  | 1698 (66.9)  | 1959 (77.1)  | 1959 (77.1)  | 1959 (77.1)  | 1959 (77.1)  | 1959 (77.1) | — | — | — |
| Cargo Width at Wheel Well | 1422 (56)    |              |              |              |              |              |              |              |              |              |              |              | —           | — | — |   |
| Cargo Width at Floor      | 1920 (75.6)  |              |              |              |              |              |              |              |              |              |              |              | —           | — | — |   |
| Overall Load Floor Length | 2619 (103.1) | 3062 (120.6) | 3062 (120.6) | 3062 (120.6) | 3062 (120.6) | 3645 (143.5) | 3062 (120.6) | 3062 (120.6) | 3645 (143.5) | 4010 (157.9) | 3645 (143.5) | 4010 (157.9) | —           | — | — |   |




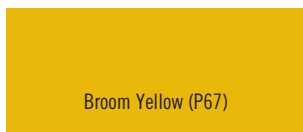



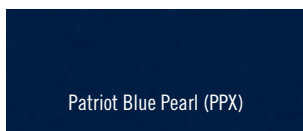

VOLUMES & CAPACITIES

|  |                           |
|--|---------------------------|
| Seating Capacity                                   | 2/3                       |
| Interior Cargo Volume, L (cu ft); depends on model | 7334 (259) – 13,110 (463) |
| Fuel Tank, L (imp gal)                             | 91 (20)                   |

TOWING & CAPABILITIES, kg (lb)

|   |                           |
|---|---------------------------|
| Maximum Towing                                    | 3134 (6910)               |
| Payload, depending on model (Cargo Van)           | 1706 (3760) – 2123 (4680) |
| Payload, depending on model (Chassis Cab/Cutaway) | 2313 (5100) – 2372 (5230) |
| GVWR, depending on model                          | 3878 (8550) – 4241 (9350) |
| GCWR, maximum (Cargo Van)                         | 5443 (12,000)             |
| GCWR, maximum (Chassis Cab/Cutaway)               | 5216 (11,500)             |

EXTERIOR PAINT COLOURS

|  |  |  |  |
|--|--|--|--|
|  Black (PX8)                         |  Bright Silver Metallic (PS2) |  Bright White (PW7)             |  Broom Yellow (P67)       |
|  Deep Cherry Red Crystal Pearl (PRP) |  Flame Red (PR4)              |  Granite Crystal Metallic (PAU) |  Patriot Blue Pearl (PPX) |
|  Sandstone (PFS)                     |  |  |  |



SALES TEAM

SEDAN

MINIVANS/CROSSOVERS

SPORT UTILITY

TRUCKS/COMMERCIAL

LAW ENFORCEMENT

RAM PROMASTER® STANDARD FEATURES AND OPTIONS

|   | Cargo Van | Window | Chassis Cab | Cutaway |
|---|-----------|--------|-------------|---------|
| <b>CPOS PACKAGE</b>   | 2TA       | 2TA    | 2TA         | 2TA     |
| <b>ENGINE/TRANSMISSION</b>  |           |        |             |         |
| 3.6L Pentastar™ Variable Valve Timing (VVT) V6/6-speed Automatic (ERB)  | 21A       | 21A    | 21A         | 21A     |
| <b>MECHANICAL FEATURES/CAPABILITY</b>   |           |        |             |         |
| Additional Key Fobs — Two (G XK)  | 0         | 0      | 0           | 0       |
| Alternator — 180-amp (BAD)  | •         | •      |             |         |
| — 220-amp (included with RV-Ready Prep Package and Ambulance Prep Package A) (BAJ)                                      | 0/P       | 0      | •           | •       |
| Auxiliary Fuel Tap (XFZ)  | •         | •      | •           | •       |
| Battery — 95-amp (BCY)  | •         | •      | •           | •       |
| — Auxiliary Power Connector (BC1)   | •         | •      | •           | •       |
| Cruise Control (Ambulance Prep Package A and Ambulance Prep Package B) (NHM)  | 0/P       | 0      | 0           | 0/P     |
| Electronic Stability Control <sup>(12)</sup> (BNB)  | •         | •      | •           | •       |
| Engine Block Heater (NHK)   | •         | •      | •           | •       |
| Fuel Tank — 91-litre (24-gallon) (NFE)  | •         | •      | •           | •       |
| Full-Size Spare Tire (TBB)  | •         | •      | •           | •       |
| Key-in-Ignition Alert (included with Delivery Package 1 and Delivery Package 2; restrictions apply) (LAF)               | 0/P       | 0/P    | 0/P         | 0/P     |
| Power Steering (SBA)  | •         | •      | •           | •       |
| Speed Limiter — Retailer-activated, 97-km/h, 105-km/h, 113-km/h and 124-km/h (60-mph, 65-mph, 70-mph and 77-mph) (NHR)  | •         | •      | •           | •       |
| Suspensions — Heavy-duty (2500/3500) (SDB)  | •         | 0      |             |         |
| — Light-duty (118-inch wheelbase 1500 models only) (SDA)  | •         |        |             |         |
| — Medium-duty (136-inch wheelbase 1500 models only) (SDJ)   | •         |        |             |         |
| — Premium heavy-duty (3500 models only; Cargo Van and Window Van require 159-inch wheelbase) (SDD)                      | 0         | 0      | •           | •       |
| — Touring (SDC)   |           | •      |             |         |
| Temporary Spare Tire Mount (TBA)  |           |        | 0           | 0       |
| Upfitter Electronic Module — Vehicle System Interface Module (late availability) (XXS)                                  | 0         | 0      | 0           | 0       |
| <b>EXTERIOR FEATURES</b>  |           |        |             |         |
| Chrome Grille (included with Premium Appearance Group) (MFE)  | P         | P      | P           | P       |
| Class IV Hitch Receiver (included with RV-Ready Prep Package) (XFH)   | 0/P       | 0/P    |             |         |
| Daytime Running Lights (LMK)  | •         | •      | •           | •       |
| Doors, Rear — 260-degree-opening (GLF)  | •         | •      |             |         |
| — Rear hinged with fixed glass (included with Ambulance Prep Package A) (GLB)   | 0/P       | •      |             |         |
| Doors, Side — Driver's-side with fixed-glass window and grate (136-inch wheelbase models with Standard Roof only) (GKD) | 0         |        |             |         |
| — Driver's-side with no glass (not available on 118-inch wheelbase models) (GKE)  | 0         |        |             |         |
| — Passenger side with fixed-glass window and grate (Standard Roof models only on Cargo Van) (GKB)                       | 0         |        |             |         |
| — Passenger side with no glass (GKA)  | •         |        |             |         |
| Front Fog Lamps (included with Premium Appearance Group, Convenience Group and Safety Group) (LNJ)                      | 0/P       | 0/P    | 0/P         | 0/P     |
| Front Licence Plate Bracket (MDA)   | •         | •      | •           | •       |
| Halogen Headlamps (LMA)   | •         | •      | •           | •       |



SALES TEAM

SEDAN

MINIVANS/CROSSOVERS

SPORT UTILITY

TRUCKS/COMMERCIAL

LAW ENFORCEMENT

RAM PROMASTER® STANDARD FEATURES AND OPTIONS

|  | Cargo Van | Window | Chassis Cab | Cutaway |
|--|-----------|--------|-------------|---------|
|  | 2TA       | 2TA    | 2TA         | 2TA     |
| <b>CPOS PACKAGE</b>  |           |        |             |         |
| <b>EXTERIOR FEATURES</b> <i>continued</i>  |           |        |             |         |
| Mirrors — Manual-adjustable/manual-folding (GTP)   | •         | •      | •           | •       |
| — Power-adjustable/power-folding, heated (GTR)   | 0         | 0      |             |         |
| — Wide exterior 96-inch (includes power, heated mirrors on Cargo Vans and Window Vans) (XZP)   | P         | P      | •           | •       |
| — Wide power-adjustable, heated (GTB)  | 0         | 0      | 0           | 0       |
| RAM Grille in Silver (ME6/MFD)   | •         | •      | •           | •       |
| Rear Wall Window (GEV)   |           |        | •           |         |
| Roof Clearance Lamps — Delete Front Clearance Lamps (LT8)  |           |        | 0           | 0       |
| — Front (LNC)  | •         | •      | •           | •       |
| — Rear (LNG)   | •         | •      |             |         |
| Side Badging Delete (MSY)  | F         | F      | F           | F       |
| — Rear Badging Delete (MS8)  | F         | F      |             |         |
| Splash Guards — Vehicle set (by Mopar®) (MKN)  | 0         | 0      |             |         |
| Step — Rear bumper extension (not available with Mopar Trailer-Tow Group; see your retailer for availability; by Mopar) (MDM)  | 0         | 0      |             |         |
| — Sliding door step, left side (see your retailer for availability; by Mopar) (MR3)  | 0         |        |             |         |
| — Sliding door step, right side (see your retailer for availability; by Mopar) (MRZ)   | 0         | 0      |             |         |
| Taillamp Extension Wiring (XGF)  |           |        | •           | •       |
| Wheels — 16-inch Silver-painted steel with centre cap (WCS)  | •         | •      | •           | •       |
| — 16-inch aluminum (included with RV-Ready Prep Package) (WDN)   | 0/P       | 0      | 0           | 0       |
| — 16-inch Silver-painted steel with full wheel cover (WGA)   | 0         | 0      | 0           | 0       |
| — 16-inch Black-painted steel (WDL)  | 0         | 0      | 0           | 0       |
| — 16-inch White-painted steel (WDW)  | F         | F      | F           | F       |
| — Centre Cap Delete (included with White-painted steel wheels) (WH8)   | 0/P       | 0/P    | 0/P         | 0/P     |
| — Spare Tire Delete (TBF)  | F         | F      | F           | F       |
| Window — Driver's-side, second-row fixed (optional on High Roof Cargo Van only) (GEA)  | 0         | •      |             |         |
| Window Defroster — Rear (requires rear doors with glass on Cargo Van models) (GFA)   | 0         | •      |             |         |
| <b>INTERIOR FEATURES</b>   |           |        |             |         |
| 12-Volt Auxiliary Power Outlet — Front (JJJ)   | •         | •      | •           | •       |
| — Rear (included with Ambulance Prep Package A) (JKP)  | 0/P       | 0      |             |         |
| Air Conditioning — Delete Air Conditioning; heater only (HCD)  | 0         | 0      | 0           | 0       |
| — Manually controlled, with heat (HAA)   | •         | •      | •           | •       |
| — Rear Heater/Air Conditioning Prep Package (not available with Delete Air Conditioning; included with Ambulance Prep Package A, Ambulance Prep Package B and RV-Ready Prep Package) (HDG) | 0/P       | 0      | 0           | 0       |
| Ambient LED Interior Lighting (included with Convenience Group and LED Lighting Group) (LHA)   | P         | P      | 0/P         | 0/P     |
| Assist Handles — Rear Doors (by Mopar) (CSR)   | 0         | 0      |             |         |
| Auxiliary Upfitter Switches — Two (included with RV-Ready Prep Package) (LHL)  | 0/P       | 0      | 0           | 0       |
| Cargo Area Lighting — Incandescent (LPE)   | •         | •      |             |         |
| — LED (not available with LED rear lamp lighting; by Mopar) (LCP)  | 0         | 0      |             |         |
| — LED rear lamp (included with LED Lighting Group) (LDB)   | 0         | 0      |             |         |



SALES TEAM

SEDAN

MINIVANS/CROSSOVERS

SPORT UTILITY

TRUCKS/COMMERCIAL

LAW ENFORCEMENT

RAM PROMASTER® STANDARD FEATURES AND OPTIONS

|   | Cargo Van | Window | Chassis Cab | Cutaway |
|---|-----------|--------|-------------|---------|
|   | 2TA       | 2TA    | 2TA         | 2TA     |
| <b>CPOS PACKAGE</b>   |           |        |             |         |
| <b>INTERIOR FEATURES</b> <small>continued</small>   |           |        |             |         |
| Cargo Compartment Floor Mat (by Mopar®) (CKL)   | 0         |        |             |         |
| Cargo Partition — None (standard) (GTP)   | •         | •      |             |         |
| — With sliding window (XJ1)   | 0         |        |             |         |
| — Without window (CWC)  | 0         |        |             |         |
| Cargo Tie-Downs — Floor   | •         |        |             |         |
| — Side wall (CKT)   | •         |        |             |         |
| Front Walk-Thru Mat — Carpet (not available with passenger double seat; by Mopar) (CCL)   | 0         | 0      |             |         |
| — Slush (not available with passenger double seat; by Mopar) (CCK)  | 0         | 0      |             |         |
| Instrument Panel with Bright Bezels (JBD)   | 0         | 0      | 0           | 0       |
| Locking Glove Box (included with Convenience Group) (JKA)   | P         | P      | P           | P       |
| Power Door Locks — Speed-sensitive (JPH)  | •         | •      | •           | •       |
| Rear Door Cargo Net (included with Convenience Group) (CKR)   | P         |        |             |         |
| Seating Surfaces — Cloth (*A7)  | •         | •      | •           | •       |
| — Vinyl (not available with swivel seats) (*B7)   | 0         | 0      | 0           | 0       |
| Seats — Driver's and passenger six-way adjustable with lumbar adjust (not available with passenger double seat, driver's swivel seat or driver's suspension seat) (CDU) | 0         | 0      | 0           | 0       |
| — Driver's six-way adjustable with lumbar adjust (not available with driver's suspension seat or passenger swivel seat) (CDL)   | 0         | 0      | 0           | 0       |
| — Driver's suspension (not available with driver's swivel seat, heated driver's seat or six-way adjustable seat) (CXX)  | 0         | 0      | 0           | 0       |
| — Driver's swivel (requires cloth seating surfaces; not available with six-way adjustable seats or cargo partition) (CEA)   | 0         | 0      | 0           | 0       |
| — Four-way manually adjustable driver's- and front-passenger bucket (CDN/CDT)   | •         | •      | •           | •       |
| — Heated driver's (requires six-way adjustable driver's seat; not available with driver's swivel seat) (CMB)  | 0         | 0      | 0           | 0       |
| — Heated passenger (requires six-way adjustable driver's/passenger seats) (CMC)   | 0         | 0      | 0           | 0       |
| — Passenger double (requires four-way or six-way adjustable driver's seats) (CAA)   | 0         |        | 0           |         |
| — Passenger-Seat Delete (includes deactivation of the passenger air bag <sup>(7)</sup> and deletion of the passenger seat belt mount) (CD9)                             | 0         | 0      | 0           | 0       |
| — Passenger swivel (requires cloth seating surfaces and driver's swivel seat; not available with cargo partition or heated seat) (CHR)                                  | 0         | 0      | 0           | 0       |
| Shelf Above Roof Trim (included with Convenience Group) (CTA)   | P         | P      | P           | P       |
| Spray-On Floor Liner (by Mopar) (XMF)   | 0         | 0      |             |         |
| Steering Column — Telescoping (SUC)   | •         | •      | •           | •       |
| Steering Wheel — Base (SCA)   | •         | •      | •           | •       |
| — Leather-wrapped (SCC)   | 0         | 0      | 0           | 0       |
| Tire Pressure Monitoring Light (XGM)  | •         | •      | •           | •       |
| Upfit Interface Connectors (BC3)  | •         | •      | •           | •       |
| Wall Panels — Lower side (CMG)  | 0         | 0      |             |         |
| — Upper side (includes lower side) (CTE)  | 0         |        |             |         |
| Windows — Power with one-touch down feature (JPY)   | •         | •      | •           | •       |
| — Window guards, rear (not available on 118-inch or 136-inch Standard Roof Cargo Vans or 136-inch 2500 Window Van; by Mopar) (XGC)                                      | 0         | 0      |             |         |
| Wood Floor — Rear (not available with Spray-On Floor Liner; included with Ambulance Prep Package A) (CME)   | 0/P       | 0      |             |         |



SALES TEAM

SEDAN

MINIVANS/CROSSOVERS

SPORT UTILITY

TRUCKS/COMMERCIAL

LAW ENFORCEMENT

RAM PROMASTER® STANDARD FEATURES AND OPTIONS

|  | Cargo Van | Window | Chassis Cab | Cutaway |
|--|-----------|--------|-------------|---------|
|  | 2TA       | 2TA    | 2TA         | 2TA     |
| <b>CPOS PACKAGE</b>  |           |        |             |         |
| <b>UCONNECT® MULTIMEDIA</b>  |           |        |             |         |
| Rear-Speaker Wiring Prep (RED)   | •         | •      | •           | •       |
| SiriusXM <sup>(9)</sup> (RSD)  | 0         | 0      | 0           | 0       |
| Speakers — Four (RCD)  | •         | •      | •           | •       |
| Uconnect 3 with 5-inch Display (includes Media Hub with USB, Integrated Voice Command <sup>(10)</sup> with Bluetooth® and auxiliary input steering wheel-mounted audio controls) (UCA)   | •         | •      | •           | •       |
| Uconnect 3 NAV <sup>(6)</sup> with 5-inch Display (includes Navigation <sup>(6)</sup> ) (UCB)  | 0         | 0      | 0           | 0       |
| <b>SAFETY &amp; SECURITY</b>   |           |        |             |         |
| Air Bags <sup>(7)</sup> — Advanced driver's and front-passenger (CG3)  | •         | •      | •           | •       |
| — Supplemental side-curtain front (CJ4)  | •         | •      | •           | •       |
| — Supplemental front-seat side (CJ1)   | •         | •      | •           | •       |
| Blind-Spot Monitoring and Rear Cross-Path Detection <sup>(6)</sup> (included with Safety Group) (XAN)  | O/P       | O/P    |             |         |
| Crosswind Assist (BNU)   | •         | •      | •           | •       |
| Digital Rearview Mirror (included with Safety Group) (GRG)   | O/P       | O/P    | 0           | /P      |
| DOT-Certified Roadside Safety Kit (by Mopar <sup>®</sup> ) (ACL)   | 0         | 0      | 0           | 0       |
| Full-Speed Forward Collision Warning <sup>(6)</sup> (late availability) (LSU)  | 0         | 0      | 0           | 0       |
| Park-Sense <sup>®</sup> Rear Park Assist <sup>(6)</sup> (XAA)  | 0         | 0      |             |         |
| ParkView <sup>®</sup> Rear Back-Up Camera <sup>(6)</sup> (XAC)   | •         | •      |             |         |
| Rear Back-Up Camera Kit <sup>(6)</sup> (XA3)   |           |        | •           | •       |
| Remote Keyless Entry (GXM)   | •         | •      | •           | •       |
| Remote Start System (by Mopar) (JLJ)   | 0         | 0      | 0           | 0       |
| Security Alarm (LSA)   | 0         | 0      | 0           | 0       |
| <b>EQUIPMENT PACKAGES/GROUPS</b>   |           |        |             |         |
| Ambulance Prep Package A — Includes 220-amp alternator, wood floor, upfit interface connectors, passenger sliding door with fixed window, rear hinged doors with fixed windows, Rear Heater/Air Conditioning Prep Package, speed control and 12-volt rear auxiliary power outlet (3500 159-inch wheelbase and 159-inch wheelbase extended models only) (AH2) | 0         |        |             | 0       |
| Convenience Group — Includes locking glove box, shelf above roof trim, underseat storage tray and rear-door cargo net on Cargo Van models (AJV)  | 0         | 0      | 0           | 0       |
| Delivery Package 1 — Includes active speed-limiting device and key-in-ignition alert (restrictions apply) (AZA)  | 0         | 0      | 0           | 0       |
| Delivery Package 2 — Includes radio mute on Reverse, engine auto shut-off, active speed-limiting device, door-only key, key-in-ignition alert, driver feedback system, door auto lock-unlock (AZB)   | 0         | 0      | 0           | 0       |
| Interior Cargo Rack Package (requires cargo partition or cargo partition with sliding window; by Mopar) (CWN)  | 0         |        |             |         |
| LED Lighting Group — Includes rear LED cargo lamp and ambient LED interior lighting (AD6)  | 0         | 0      |             |         |
| Mopar Trailer-Tow Group — Includes Class IV hitch receiver with four- and seven-pin wiring harness (3500 159-inch wheelbase Cargo Van and Window Van only) (AHT)   | 0         | 0      |             |         |
| Premium Appearance Group — Includes chrome grille and fog lamps (ALU)  | 0         | 0      | 0           | 0       |
| RV-Ready Prep Package — Includes 220-amp alternator, driver and passenger swivel seats, Rear Heater/Air Conditioning Prep Package, auxiliary switches, Mopar Trailer-Tow Group, Convenience Group, Premium Appearance Group and 16-inch aluminum wheels (ACV)  | 0         | 0      |             |         |
| Safety Group — Includes digital rearview mirror, front fog lamps, Park-Sense Rear Park Assist <sup>(6)</sup> Blind-Spot Monitoring and Rear Cross-Path Detection <sup>(6)</sup> and power-folding/heated mirrors (AJ1)   | 0         | 0      |             |         |

• = Included. P = Available within Package noted. 0 = Optional. F = Fleet-only option.





## RAM PROMASTER CITY®

### PRODUCT HIGHLIGHTS

2.4L Tigershark® MultiAir®2 I-4 engine with a Class-Exclusive 9-speed Automatic transmission<sup>(35)</sup> and Best-in-Class 178 horsepower and 174 lb-ft of torque<sup>(35)</sup>

180-degree-opening 60/40 split-swing rear doors with the larger door opening toward traffic for easy access

Best-in-Class cargo capacity and payload<sup>(35)</sup>

Best-in-Class cargo width<sup>(35)</sup>

High-mounted headlamps positioned above common crash zones for reduced repair costs

Impressive driving range up to 740 km (460 mi)

Recommended oil change intervals up to 16,000 km (10,000 mi)

### SAFETY & SECURITY

Driver's and passenger-side ejection mitigation protection (Cargo Van with rear windows)

Electronic Stability Control (ESC)<sup>(12)</sup> with All-Speed Traction Control, Hill Start Assist, Brake-Lock Differential, Trailer Sway Control and Electronic Roll Mitigation

Four-wheel antilock disc brakes with Brake Assist

Full-size spare tire — Available

Hands-free communication<sup>(10)</sup> with Bluetooth® streaming audio

Park-Sense® Rear Park Assist<sup>(6)</sup> — Available

ParkView® Rear Back-Up Camera<sup>(6)</sup>

Remote keyless entry

Seven air bags<sup>(7)</sup> including advanced multistage driver's and front-passenger, supplemental front-seat-mounted side, supplemental side-curtain and driver's knee blocker

Tire pressure monitoring warning lamp



Properly secure all cargo.

| ENGINE                        | HORSEPOWER | TORQUE |
|-------------------------------|------------|--------|
| 2.4L Tigershark MultiAir2 I-4 | 178        | 174    |



Properly secure all cargo.

| EXTERIOR DIMENSIONS, mm (in)           |              |
|--|--------------|
| Wheelbase                              | 3109 (122.4) |
| Overall Length                         | 4752 (187.1) |
| Overall Body Width (including mirrors) | 2148 (84.6)  |
| Overall Roof Height                    | 1886 (74.2)  |
| Turning Diameter, m (ft)               | 13 (42)      |

| INTERIOR DIMENSIONS, mm (in) |             |
|------------------------------|-------------|
| Cargo Van:                   |             |
| — Vertical Interior Height   | 1316 (51.8) |
| — Cargo Width at Wheel Wells | 1229 (48.4) |
| — Cargo Width at Side Panels | 1534 (60.4) |
| — Maximum Load Floor Length  | 2215 (87.2) |
| Wagon:                       |             |
| — Vertical Interior Height   | 1237 (48.7) |
| — Cargo Width at Wheel Wells | 1229 (48.4) |
| — Cargo Width at Side Panels | 1463 (57.6) |
| — Maximum Load Floor Length  | 1758 (69.2) |

| VOLUMES & CAPACITIES                              |                           |
|---|---------------------------|
| Seating Capacity (Cargo Van/Wagon)                | 2/5                       |
| Maximum Cargo Volume, L (cu ft) (Cargo Van/Wagon) | 3729 (131.7)/2880 (101.7) |
| Fuel Tank Capacity, L (imp gal)                   | 61 (13)                   |

| TOWING & CAPABILITIES, kg (lb)   |                         |
|----------------------------------|-------------------------|
| Maximum Towing (Cargo Van/Wagon) | 907 (2000) / 854 (1882) |
| Payload (Cargo Van/Wagon)        | 862 (1900) / 785 (1730) |
| GVWR                             | 2447 (5395)             |
| GCWR                             | 2676 (5900)             |

| FUEL ECONOMY, L/100 km (mpg)      |                    |
|-----------------------------------|--------------------|
| 2020 Fuel Economy                 | City/Highway       |
| — 2.4L Tigershark® MultiAir®2 I-4 | 11.2 (25)/8.3 (34) |

| EXTERIOR PAINT COLOURS |                            |
|------------------------|----------------------------|
| Black Metallic (PXQ)   | Blue Night Metallic (PBZ)  |
| Bright Red (PRS)       | Bright White (PW7)         |
| Broom Yellow (P67)     | Deep Red Metallic (PRD)    |
| Earth Brown (P18)      | Quartz Grey Metallic (PAJ) |
| Silver Metallic (PAF)  |                            |



SALES TEAM

SEDAN

MINIVANS/CROSSOVERS

SPORT UTILITY

TRUCKS/COMMERCIAL

LAW ENFORCEMENT

RAM PROMASTER CITY® STANDARD FEATURES AND OPTIONS

|   | ST Cargo Van | SLT Cargo Van | ST Wagon | SLT Wagon |
|---|--------------|---------------|----------|-----------|
| <b>CPOS PACKAGE</b>   | 2TC          | 2TD           | 2TA      | 2TB       |
| <b>ENGINE/TRANSMISSION</b>  |              |               |          |           |
| 2.4L Tigershark® MultiAir®2 I-4 (ED6); 9-speed Automatic (DFH)  | 24C          | 24D           | 24A      | 24B       |
| <b>MECHANICAL FEATURES</b>  |              |               |          |           |
| Alternator — 160-amp (BAB)  | •            | •             | •        | •         |
| Battery — 700-amp, maintenance-free (BC8)   | •            | •             | •        | •         |
| Brakes — Four-wheel antilock (BGK)  | •            | •             | •        | •         |
| Engine Block Heater (NHK)   | •            | •             | •        | •         |
| Fuel Tank — 60.6-litre (16-gallon) (NFZ)  | •            | •             | •        | •         |
| <b>EXTERIOR FEATURES</b>  |              |               |          |           |
| Bodyside Moulding — Black (MJA)   | •            | •             | •        | •         |
| Bumpers — Front and rear in Black (MLM)   | •            |               | •        |           |
| — Front and rear in body-colour (MLA)   |              | •             |          | •         |
| Daytime Running Lights (LMK)  | •            | •             | •        | •         |
| Doors — Rear hinged doors with fixed glass and sliding side doors with vented glass (Wagon models only) (GC4)   |              |               | •        | •         |
| — Rear hinged doors with tinted glass (GC2)   | 0            | 0             | •        | •         |
| — Side and rear doors with solid panels (GC1)   | •            | •             |          |           |
| — Rear cargo and side door glass (includes left and right sliding doors and rear cargo doors with fixed tinted glass; requires Cargo Partition Package – Window or Cargo Partition Package – Solid) (GC5) | 0            | 0             |          |           |
| — Fixed windows, grates and rear windows (includes left and right sliding doors with fixed tinted glass and window grates and rear cargo doors with fixed tinted glass) (GC7)                             | 0            | 0             |          |           |
| Fog Lamps — Front (LNJ)   | 0/P          | 0/P           | 0/P      | 0/P       |
| Glass — Deep-tint (GEG)   | 0            | 0             | 0        | •         |
| Headlamps — Halogen (LMA)   | •            | •             | •        | •         |
| Mirrors — Remote, manual-adjustable (GTZ)   | •            |               | •        |           |
| — Power-adjustable, folding, heated with body-colour caps (GTS)   |              | •             |          | •         |
| RAM Grille Badge (ME6)  | •            | •             | •        | •         |
| Tires — 215/55R16XL BSW All-Season (TMC)  | •            | •             | •        | •         |
| Wheels — 16-inch steel painted Silver with centre cap (WDL/WME)   |              |               | •        |           |
| — 16-inch steel painted Black with full-painted Silver wheel covers (WCS/W6A)   | 0            | •             | 0        | •         |
| — 16-inch aluminum (requires Lights and Wheels Group) (WDN)   | P            | P             | P        | P         |
| — Tire Service Kit (includes tire sealant and portable air compressor) (XAH)  | •            | •             | •        | •         |
| — Full-size spare tire (TBB)  | 0            | 0             | 0        | 0         |
| — Full-size spare tire and inflator kit (ACF)   | 0            | 0             | 0        | 0         |



SALES TEAM

SEDAN

MINIVANS/CROSSOVERS

SPORT UTILITY

TRUCKS/COMMERCIAL

LAW ENFORCEMENT

RAM PROMASTER CITY® STANDARD FEATURES AND OPTIONS

CPOS PACKAGE

| ST Cargo Van | SLT Cargo Van | ST Wagon | SLT Wagon |
|--------------|---------------|----------|-----------|
| 2TC          | 2TD           | 2TA      | 2TB       |

INTERIOR FEATURES

|  |   |   |   |     |
|--|---|---|---|-----|
| Air Conditioning (HAA)   | • | • | • | •   |
| Black Vinyl Floor Covering (CKJ)   | • | • |   |     |
| Carpet Floor Covering (CKD)  |   |   | • | •   |
| Door Locks — Power, speed-sensitive (JPH)  | • | • | • | •   |
| Front Overhead Storage Bin (CK7)   | • | • | • | •   |
| Lighting — Map/courtesy/cargo area lamps (LBC)   | • | • | • | •   |
| Seats — 60/40 Fold-and-Tumble three-person rear bench (CFF)                                      |   |   | • | •   |
| — Cloth low-back bucket with manual adjust (*B7)   | • |   | • |     |
| — Heated front (included with Popular Equipment Group) (JPM)                                     |   | 0 |   | 0/P |
| — Premium cloth bucket with driver's-side manual lumbar and height adjusts (*C7)                 |   | • |   | •   |
| Speed Control (NHM)  | 0 | • | 0 | •   |
| Steering Column — Tilt/telescoping (SUD)   | • | • | • | •   |
| Steering Wheels — Base (SCK)   | • |   | • |     |
| — Leather-wrapped with audio controls (included with Uconnect® 3 NAV® with 5-inch Display) (SCG) | P | • | P | •   |
| Windows — Front, power with one-touch up/down (JP3)  | • | • | • | •   |
| — Second-row power (included with Popular Equipment Group) (JPG)                                 |   |   |   | P   |

UCONNECT MULTIMEDIA

|   |   |   |   |   |
|---|---|---|---|---|
| Radios — Uconnect 3 with 5-inch Display – Includes AM/FM and Integrated Voice Command <sup>(10)</sup> with Bluetooth® (UCA)                               | • | • | • | • |
| — Uconnect 3 NAV® with 5-inch Display – Includes AM/FM/NAV® and leather-wrapped steering wheel with audio controls on ST Cargo Van and Wagon models (UCB) | 0 | 0 | 0 | 0 |
| SiriusXM <sup>(9)</sup> (RSD)   | 0 | 0 | 0 | 0 |
| Speakers — Four (RCD)   | • | • | • | • |
| — Six (included with Popular Equipment Group) (RCG)   |   |   |   | P |

SAFETY & SECURITY

|   |   |   |   |   |
|---|---|---|---|---|
| Air Bags <sup>(7)</sup> — Driver's and front-passenger (CGT/CGE)  | • | • | • | • |
| — Driver's inflatable knee bolster (CGY)  | • | • | • | • |
| — Supplemental front-seat side (CJ1)  | • | • | • | • |
| — Supplemental side-curtain for first and second row (CJ2)  |   |   | • | • |
| — Supplemental side-curtain for first row (CJ4)   | • | • |   |   |
| DOT-Certified Roadside Safety Kit — DOT fire extinguisher, three reflecting triangles, two Red vinyl flags and spare fuses (by Mopar®) (ACL)  | 0 | 0 | 0 | 0 |
| Electronic Stability Control <sup>(12)</sup> — Includes All-Speed Traction Control, Brake Assist, Brake-Lock Differential, Electronic Roll Mitigation, Hill Start Assist and Trailer Sway Control (BNB) | • | • | • | • |
| Park-Sense® Rear Park Assist <sup>(6)</sup> (XAA)   | 0 | 0 | 0 | 0 |
| ParkView® Rear Back-Up Camera <sup>(6)</sup> (XAC)  | • | • | • | • |



SALES TEAM

SEDAN

MINIVANS/CROSSOVERS

SPORT UTILITY

TRUCKS/COMMERCIAL

LAW ENFORCEMENT

RAM PROMASTER CITY® STANDARD FEATURES AND OPTIONS

CPOS PACKAGE

| ST Cargo Van | SLT Cargo Van | ST Wagon | SLT Wagon |
|--------------|---------------|----------|-----------|
| 2TC          | 2TD           | 2TA      | 2TB       |

SAFETY & SECURITY continued

|  |   |   |   |   |
|--|---|---|---|---|
| Remote Keyless Entry (GXM)                           | • | • | • | • |
| Tire Pressure Monitoring System — Warning lamp (LAB) | • | • | • | • |

PACKAGES/EQUIPMENT GROUPS

|  |   |   |   |   |
|--|---|---|---|---|
| Cargo Partition Packages — No window (includes rear wall trim) (AS1)   | 0 | 0 |   |   |
| — With window (includes rear wall trim) (AHA)  | 0 | 0 |   |   |
| Lights and Wheels Group — Includes front fog lamps and 16-inch aluminum wheels (AZK)   | 0 | 0 | 0 | 0 |
| Mopar® Trailer-Tow Group — Includes Class III hitch receiver with four- and seven-pin wiring harness (AHT)   | 0 | 0 | 0 | 0 |
| Popular Equipment Group — Includes heated front seats, second-row power windows and six speakers   |   |   |   | 0 |
| Rear Wiper/Washer/Defroster Group — Includes rear window defroster and rear window wiper/washer (requires deep-tint sunscreen glass; not available with sliding side and rear doors with solid panels) (AMF) | 0 | 0 | 0 | 0 |
| Two Additional Key Fobs (XCH)  | F | F | F | F |

• = Included. P = Available within Package noted. 0 = Optional. F = Fleet-only option.



SALES TEAM


SEDAN

MINIVANS/CROSSOVERS

SPORT UTILITY

TRUCKS/COMMERCIAL

LAW ENFORCEMENT



### DODGE CHARGER ENFORCER

### RAM 1500 SSV

### RAM PROMASTER® POLICE SSV

|                                   |   |
|-----------------------------------|---|
| <b>Engine / HP / Torque lb-ft</b> | 3.6L Pentastar™ Variable Valve Timing (VVT) V6 / 292 / 260<br>5.7L HEMI® VVT V8 / 370 / 395 |
| <b>Transmission</b>               | 8-speed Automatic transmission  |
| <b>Drivetrain</b>                 | RWD / AWD   |
| <b>Seating Capacity</b>           | 5   |
| <b>GVWR kg (lb)</b>               | 2381 (5250) / 2472 (5450) / 2495 (5500)   |
| <b>Towing Capacity kg (lb)</b>    | 454 (1000)  |
| <b>Wheelbase</b>                  | 3052 (120.2)  |
| <b>Overall Height maximum</b>     | 1482 (58.4)   |
| <b>Overall Width</b>              | 1905 (75)   |
| <b>Overall Length</b>             | 5040 (198.4)  |
| <b>Headroom front / rear</b>      | 981 (38.6) / 930.6 (36.6)   |
| <b>Legroom front / rear</b>       | 1061 (41.8) / 1019 (40.1)   |
| <b>Hip Room front / rear</b>      | 1428 (56.2) / 1425 (56.1)   |
| <b>Shoulder Room front / rear</b> | 1510 (59.5) / 1472 (57.9)   |
| <b>Cargo Volume L (cu ft)</b>     | 467 (16.5) (luggage compartment)  |
| <b>Fuel Capacity L (imp gal)</b>  | 70 (15.4)   |

|                                   |  |
|-----------------------------------|--|
| <b>Engine / HP / Torque lb-ft</b> | 5.7L HEMI VVT V8 / 395 / 410                   |
| <b>Transmission</b>               | 8-speed Automatic transmission                 |
| <b>Drivetrain</b>                 | 4x4  |
| <b>Seating Capacity</b>           | 5  |
| <b>GVWR kg (lb)</b>               | 3130 (6900)                                    |
| <b>Towing Capacity kg (lb)</b>    | 4658 (10,270)                                  |
| <b>Wheelbase</b>                  | 3569 (140.5)                                   |
| <b>Overall Height maximum</b>     | 1968 (77.5)                                    |
| <b>Overall Width</b>              | 2017 (79.4)                                    |
| <b>Overall Length</b>             | 5817 (229)                                     |
| <b>Headroom front / rear</b>      | 1041 (41) / 1014 (39.9)                        |
| <b>Legroom front / rear</b>       | 1041 (41) / 1023 (40.3)                        |
| <b>Hip Room front / rear</b>      | 1605 (63.2) / 1605 (63.2)                      |
| <b>Shoulder Room front / rear</b> | 1676 (66) / 1669 (65.7)                        |
| <b>Cargo Volume L (cu ft)</b>     | —  |
| <b>Fuel Capacity L (imp gal)</b>  | 98 (21.5) — Standard<br>121 (26.6) — Available |

|                                   |   |
|-----------------------------------|---|
| <b>Engine / HP / Torque lb-ft</b> | 3.6L Pentastar VVT V6 / 280 / 260   |
| <b>Transmission</b>               | 6-speed Automatic transmission  |
| <b>Drivetrain</b>                 | FWD   |
| <b>Seating Capacity</b>           | 2 or 3  |
| <b>GVWR kg (lb)</b>               | 3878 (8550) — 4241 (9350)   |
| <b>Towing Capacity kg (lb)</b>    | 2907 (6410) — 3134 (6910)   |
| <b>Wheelbase</b>                  | Cargo Van: 2997 (118) / 3454 (136) / 4039 (159) / 4039 (159 Ext)<br>Window Van: 4039 (159) / 4039 (159 Ext) |
| <b>Overall Height maximum</b>     | 2329 (91.7) — 2689 (105.9)  |
| <b>Overall Width</b>              | 2064 (81.3)   |
| <b>Overall Length</b>             | 4963 (195.4) — 6364 (250.6)   |
| <b>Headroom front / rear</b>      | N/A   |
| <b>Legroom front / rear</b>       | N/A   |
| <b>Hip Room front / rear</b>      | N/A   |
| <b>Shoulder Room front / rear</b> | N/A   |
| <b>Cargo Volume L (cu ft)</b>     | 7339.7 (259.2) — 13,107.9 (462.9)   |
| <b>Fuel Capacity L (imp gal)</b>  | 91 (20)   |



## DODGE CHARGER ENFORCER

### PRODUCT HIGHLIGHTS

12.1-inch Integrated Display Package with a factory-installed large-format display — Available

All-wheel-drive (AWD) technology with active transfer case and front-axle disconnect — Available

Driver-centric cockpit includes police-duty upgrades and state-of-the-art technologies

Police upfit packages — Available

Powerful V6 and V8 engine options

Rear-wheel-drive (RWD) architecture for enhanced manoeuvrability, handling and acceleration

### SAFETY & SECURITY

Officer Protection Group uses the InterMotive Surveillance Mode Module™ with the available Fleet Park Assist technology — Park-Sense® Rear Park Assist<sup>(6)</sup> Blind-Spot Monitoring and Rear Cross-Path Detection<sup>(6)</sup> and the standard ParkView® Rear Back-Up Camera<sup>(6)</sup> — to alert officers when movement at the rear of the vehicle is detected

Keyless Enter 'n Go™ with proximity entry and push-button start

ParkView Rear Back-Up Camera<sup>(6)</sup>

Secure Park System

Seven air bags<sup>(7)</sup>



| ENGINES  | HORSEPOWER | TORQUE |
|--|------------|--------|
| 3.6L Pentastar™ Variable Valve Timing (VVT) V6 | 292        | 260    |
| 5.7L HEMI® VVT V8                              | 370        | 395    |



Properly secure all cargo.

**EXTERIOR DIMENSIONS, mm (in)**

|                  |              |
|------------------|--------------|
| Wheelbase        | 3052 (120.2) |
| Front Track      | 1611 (63.4)  |
| Rear Track       | 1620 (63.8)  |
| Overall Length   | 5040 (198.4) |
| Overall Height   | 1482 (58.4)  |
| Overall Width    | 1905 (75)    |
| Ground Clearance | 130 (5.1)    |

**INTERIOR DIMENSIONS, mm (in)**

|                 |              |
|-----------------|--------------|
| Front:          |              |
| — Headroom      | 981 (38.6)   |
| — Legroom       | 1061 (41.8)  |
| — Hip Room      | 1428 (56.2)  |
| — Shoulder Room | 1510 (59.5)  |
| Rear:           |              |
| — Headroom      | 930.6 (36.6) |
| — Legroom       | 1019 (40.1)  |
| — Hip Room      | 1425 (56.1)  |
| — Shoulder Room | 1472 (57.9)  |

**VOLUMES & CAPACITIES**

|   |              |
|---|--------------|
| Luggage Compartment Cargo Volume, L (cu ft) | 467 (16.5)   |
| Total Interior Volume, L (cu ft)            | 2965 (104.7) |
| Seating Capacity                            | 5            |
| Fuel Tank Capacity, L (imp gal)             | 70 (15.4)    |

**TOWING, kg (lb)**

|         |            |
|---------|------------|
| Maximum | 454 (1000) |
|---------|------------|

**FUEL ECONOMY, L/100 km (mpg)**

|   |                      |
|---|----------------------|
| 2020 Fuel Economy   | City/Highway         |
| — 3.6L Pentastar™ Variable Valve Timing (VVT) V6 (AWD only) | 12.8 (22) / 8.7 (32) |
| — 5.7L HEMI® VVT V8 (RWD only)                              | 14.7 (19) / 9.4 (30) |

**EXTERIOR PAINT COLOURS**

|                                |                               |
|--------------------------------|-------------------------------|
| Black (PX8)                    | Bright Silver Metallic† (PS2) |
| Bright White (PW7)             | Electric Blue Pearl† (PB5)    |
| Granite Crystal Metallic (PAU) | Indigo Blue (PBM)             |
| Maximum Steel Metallic (PAR)   | Midnight Blue Pearl† (PB8)    |
| MSP Blue† (P79)                | Octane Red Pearl (PRV)        |
| Ranger† (P82)                  | Sheriff's Tan† (P76)          |
| TorRed (PR3)                   | Triple Nickel (PSE)           |
| White Gold (PWL)               |                               |

†Low-volume paint.





SALES TEAM

SEDAN

MINIVANS/CROSSOVERS

SPORT UTILITY

TRUCKS/COMMERCIAL

LAW ENFORCEMENT

DODGE CHARGER ENFORCER STANDARD FEATURES AND OPTIONS

|  | 3.6L Pentastar™ AWD | 5.7L HEMI® RWD |
|--|---------------------|----------------|
| <b>CPOS PACKAGE</b>  | 28A                 | 26A            |
| <b>ENGINES / TRANSMISSIONS</b>   |                     |                |
| 3.6L Pentastar Variable Valve Timing (VVT) V6 24V (ERB)  | •                   |                |
| 5.7L HEMI VVT V8 with FuelSaver Technology (EZH)   |                     | •              |
| 8-Speed AutoStick Automatic (DFK/DFT)  | •                   | •              |
| <b>MECHANICAL FEATURES / CAPABILITY</b>  |                     |                |
| All-Wheel Drive  | •                   |                |
| Alternator — 220-amp (BAJ)   | •                   | •              |
| Automatic Headlamps (LMG)  | •                   | •              |
| Battery — 800-amp, maintenance-free (BCF)  | •                   | •              |
| Brake Assist (BGE)   | •                   | •              |
| Brake/Park Interlock (XSL)   | •                   | •              |
| Electric Power Steering (SBL)  | •                   | •              |
| Engine Block Heater (NHK)  | •                   | •              |
| Engine Cooling — Severe-duty (XDK)   | •                   | •              |
| Engine Hour Meter (XAX)  | •                   | •              |
| Engine Oil Cooler (NHA)  | •                   |                |
| Fuel Tank — 70-litre (18.5-gallon) (NLQ)   | •                   | •              |
| Heavy-Duty Suspension (SDB)  | •                   | •              |
| High-Speed Engine Controller (included with 5.7L HEMI V8) (NZ5)                                    |                     | •              |
| Load-Levelling and Height Control (SER)  | •                   | •              |
| Power Accessory Delay (JKY)  | •                   | •              |
| Power Steering Cooler (NHF)  | •                   |                |
| Rear Axle — 220-mm (DR3)   |                     | •              |
| — 230-mm (DR4)   | •                   |                |
| Rear Axle Ratio — 2.62 (RWD) (DLL)   |                     | •              |
| — 3.07 (DMM)   | •                   |                |
| Speedometer — 260-km/h (JDN)   | •                   | •              |
| Tip Start (XBN)  | •                   | •              |
| <b>WHEELS &amp; TIRES</b>  |                     |                |
| 18-inch Wheel Covers on Rear-Wheel Drive (RWD) (included with Street Appearance Group (AEB)) (W8A) |                     | O/P            |
| 18-inch Wheel Covers on All-Wheel Drive (AWD) (included with Street Appearance Group (AEB)) (W8B)  | O/P                 |                |
| 18x7.5-inch Steel Wheels on RWD (WEJ)  |                     | •              |
| 18x7.5-inch Steel Wheels on AWD (WEG)  | •                   |                |
| Bright Hubcaps (standard on (WEJ) and (WEG) wheels) (WMH)  | •                   | •              |
| Full-Size Spare (includes vinyl trunk liner (CKL)) (TBW)   | •                   | •              |
| Full-Size Spare Delete — Includes Tire Service Kit (TBF)   | F                   | F              |
| P225/60R18 BSW Goodyear® Performance Tires (TWW)   | •                   | •              |
| P245/55R18 BSW Goodyear Performance Tires (TYL)  | 0                   | 0              |



SALES TEAM

SEDAN

MINIVANS/CROSSOVERS

SPORT UTILITY

TRUCKS/COMMERCIAL

LAW ENFORCEMENT

DODGE CHARGER ENFORCER STANDARD FEATURES AND OPTIONS

|  | 3.6L Pentastar™ AWD | 5.7L HEMI® RWD |
|--|---------------------|----------------|
| <b>CPOS PACKAGE</b>  | 28A                 | 26A            |
| <b>EXTERIOR FEATURES</b>   |                     |                |
| Acoustic Front-Door Glass (GAP)  | •                   | •              |
| Acoustic Windshield (GAK)  | •                   | •              |
| All-Wheel-Drive Badge (MSX)  | •                   |                |
| Black Headlamp Bezels (Gloss Black on special paints) (MFA)  | •                   | •              |
| Body-Colour Door Handles (Gloss Black on special paints) (MNK)   | •                   | •              |
| Body-Colour Lower Bodyside Cladding (Gloss Black on special paints) (MRC)  | •                   | •              |
| Capless Fuel-Filler (XJM)  | •                   | •              |
| Cargo Compartment Dress-Up (CKM)   | •                   | •              |
| Charger Badge (MT1)  | •                   | •              |
| Dual-Note Electric Horns (JJB)   | •                   | •              |
| Dual Rear Exhaust (NER)  | •                   | •              |
| Equipment Mounting Bracket (requires Mini Floor Console (CUM); not available with Full-Length Floor Console (CUF) or Police Floor Console (CUG)) (XFX) | F                   | F              |
| Front and Rear Solar-Control Glass (GBC)   | •                   | •              |
| Front Licence Plate Bracket (MDA)  | •                   | •              |
| Gloss Black Grille with Gloss Black Crosshairs (MAE)   | •                   | •              |
| Lights and Lamps — Bi-functional halogen projector headlamps (LMC)   | •                   | •              |
| — Black left spot lamp (LNF)   | F                   | F              |
| — CHMSL (LPA)  | •                   | •              |
| — LED Daytime Running Lamps (LM5)  | •                   | •              |
| — LED spot lamps (require Black left spot lamp (LNF)) (LNX)  | 0                   | 0              |
| — Matching right spot lamp (requires Black left spot lamp (LNF)) (LNA)   | F                   | F              |
| — Underhood lamp (LDA)   | •                   | •              |
| Mirrors — Black (standard with Police special paints (P76), (P79), (PB5), (PB8), (PS2), (PWL) and (P82)) (LE4)   | P                   | P              |
| — Body-colour (LEP)  | •                   | •              |
| Spare Tire Relocation Bracket (TBH)  | F                   | F              |
| Rain-Sensitive Windshield Wipers (JHC)   | •                   | •              |
| White Graphics — All doors (M2C)   | F                   | F              |
| — Deck lid (M3H)   | F                   | F              |
| — Front doors (M2B)  | F                   | F              |
| — Hood (M3F)   | F                   | F              |
| — Roof (M3G)   | F                   | F              |
| <b>INTERIOR FEATURES</b>   |                     |                |
| Air Conditioning with Dual-Zone Automatic Temperature Control (HAF)  | •                   | •              |
| Air Filtering (JMA)  | •                   | •              |
| Black Interior Accents (XSB)   | •                   | •              |
| Column-Mounted Automatic Shift Lever (CV8)   | •                   | •              |
| Compass Gauge (JFA)  | •                   | •              |
| Deactivate Rear Doors and Windows (CW6)  | F                   | F              |



SALES TEAM

SEDAN

MINIVANS/CROSSOVERS

SPORT UTILITY

TRUCKS/COMMERCIAL

LAW ENFORCEMENT

DODGE CHARGER ENFORCER STANDARD FEATURES AND OPTIONS

3.6L Pentastar™ AWD

5.7L HEMI® RWD

CPOS PACKAGE

28A

26A

INTERIOR FEATURES continued

|   |   |   |
|---|---|---|
| Floor Covering — Black vinyl (CKJ)  | • | • |
| — Delete Carpet (requires Black vinyl floor covering (CKJ) and replacement of full console with mini console (CM8)) (CK9)                             | F | F |
| — Floor carpet (includes front and rear floor mats (CLZ)) (CKD)   | O | O |
| — Front and rear floor mats (included with (CKD)) (CLZ)   | P | P |
| Front Height-Adjustable Shoulder Belts (CGD)  | • | • |
| Integrated Window Antenna (RDL)   | • | • |
| Leather-Wrapped Steering Wheel (SCV)  | • | • |
| Lighting — Front dome lamp (LCK)  | • | • |
| — Front reading/map lamps (included with Street Appearance Group (AEB)) (LBG)   | O | O |
| — Glove box lamp (LBC)  | • | • |
| — Trunk lamp (LDC)  | • | • |
| Mirrors — Power, heated with manual foldaway (included with Street Appearance Group (AEB)) (GUK)  | F | F |
| — Power with manual foldaway (GTF)  | • | • |
| Non-Adjustable Pedals (XA8)   | • | • |
| Outside Temperature Display (LAH)   | • | • |
| Passenger Assist Handles (CSR)  | • | • |
| Power-Adjustable Pedals (included with Convenience Group 1 (AHM)) (XAP)   | P | P |
| Power Driver's and Front-Passenger Seats (included with Convenience Group 1 (AHM)) (JPT/JRN)  | P | P |
| Power Front Windows with One-Touch Up and Down (JP3)  | • | • |
| Power Trunk Lid Release (JPC)   | • | • |
| Rear Window Defroster (GFA)   | • | • |
| Seats — Fixed rear (CFW)  | • | • |
| — Heavy-duty cloth bucket front seat and rear bench (*C8)   | • | • |
| — Heavy-duty cloth bucket with vinyl rear (*X5)   | F | F |
| — Power six-way driver's (JPS)  | • | • |
| Solar-Control Glass (GAM)   | • | • |
| Speed Control (NHM)   | • | • |
| Spot Lamp Wiring Prep (LNQ)   | • | • |
| Sun Visors with Illuminated Vanity Mirrors (GNC)  | • | • |
| Tilt/Limited Telescoping Steering Column (SUE)  | • | • |
| Tire Pressure Monitoring Display (XGM)  | • | • |
| <b>UCONNECT® MULTIMEDIA</b>   |   |   |
| 12-Volt Centre Console Power Outlet (JKW)   | • | • |
| 12.1-inch Uconnect Integrated Touchscreen Display (included with Integrated Display Package (AV2)) (RDY)  | P | P |
| Custom-Defined Colour Display Monitor (LAT)   | • | • |
| Speakers — Six (RCG)  | • | • |
| Steering-Wheel-Mounted Audio Controls (RDZ)   | • | • |
| Uconnect 7.0 AM/FM/Bluetooth® Media Hub (SD card reader/USB port/auxiliary jack) with Integrated Voice Command <sup>(U)</sup> and USB Host Flip (UCG) | • | • |



SALES TEAM

SEDAN

MINIVANS/CROSSOVERS

SPORT UTILITY

TRUCKS/COMMERCIAL

LAW ENFORCEMENT

DODGE CHARGER ENFORCER STANDARD FEATURES AND OPTIONS

|  | 3.6L Pentastar™ AWD | 5.7L HEMI® RWD |
|--|---------------------|----------------|
| <b>CPOS PACKAGE</b>  | 28A                 | 26A            |
| <b>KEYS</b>  |                     |                |
| Additional Non Key-Alike Fobs (not available with (GXA), (GXE), (GXF) or (GXG); comes with six additional key fobs — eight total key fobs) (GXQ) | F                   | F              |
| Entire Fleet-Alike Key — (FREQ 1) (not available with (GXG), (GXA) or (GXE)) (GXF)   | F                   | F              |
| — (FREQ 2) (not available with (GXE), (GXF) or (GXG)) (GXA)  | F                   | F              |
| — (FREQ 3) (not available with (GXF), (GXA) or (GXG)) (GXE)  | F                   | F              |
| — (FREQ 4) (not available with (GXF), (GXA) or (GXE)) (GXG)  | F                   | F              |
| <b>CONSOLES</b>  |                     |                |
| Full-Length Floor (included with Street Appearance Group (AEB)) (CUF)  | O/P                 | P              |
| Mini Floor (CUM)   | •                   | •              |
| Police Floor (CUG)   | F                   | F              |
| <b>SAFETY &amp; SECURITY</b>   |                     |                |
| Active Head Restraints <sup>(11)</sup> (CBD)   | •                   | •              |
| Advanced Multistage Front Air Bags <sup>(7)</sup> (CG3)  | •                   | •              |
| All-Speed Traction Control (BNP)   | •                   | •              |
| Centre Rear Three-Point Seat Belt (CG6)  | •                   | •              |
| Child Seat Anchor System (LATCH) (CF4)   | •                   | •              |
| Driver's- and Passenger-Seat Steel Seatback Inserts (CBT)  | F                   | F              |
| Electronic Roll Mitigation (BNS)   |                     |                |
| Electronic Stability Control <sup>(12)</sup> (BNB)   | •                   | •              |
| Front-Passenger Seat Belt Alert (LAX)  | •                   | •              |
| Hill Start Assist (BNG)  | •                   | •              |
| Hydraulic Assist Brake Booster (BPT)   | •                   | •              |
| Inside Emergency Trunk Lid Release (JKK)   | •                   | •              |
| Push-Button Start (GX4)  | •                   | •              |
| Park-Sense® Rear Park Assist <sup>(6)</sup> (XAA)  | •                   | •              |
| ParkView® Rear Back-Up Camera <sup>(6)</sup> (XAC)   | •                   | •              |
| Police Antilock Brake System Four-Wheel Heavy-Duty Disc Brakes (includes All-Speed Traction Control (BNP)) (BR9)                                 | •                   | •              |
| Rain Brake Support (BHC)   | •                   | •              |
| Ready Alert Braking (BHD)  | •                   | •              |
| Rear-Door Child Protection Locks (GXT)   | •                   | •              |
| Remote Proximity Keyless Entry (GXD)   | •                   | •              |
| Secure Park (AXR)  | •                   | •              |
| Security Alarm (LSA)   | F                   | F              |
| Sentry Key® — Theft Deterrent System (GXX)   | •                   | •              |
| Speed-Sensitive Power Door Locks (JPH)   | •                   | •              |
| Supplemental Front Seat-Mounted Side Air Bags <sup>(7)</sup> (CJ1)   | •                   | •              |
| Supplemental Side-Curtain Front and Rear Air Bags <sup>(7)</sup> (CJ2)   | •                   | •              |



SALES TEAM

SEDAN

MINIVANS/CROSSOVERS

SPORT UTILITY

TRUCKS/COMMERCIAL

LAW ENFORCEMENT

DODGE CHARGER ENFORCER STANDARD FEATURES AND OPTIONS

|   | 3.6L Pentastar™ AWD | 5.7L HEMI® RWD |
|---|---------------------|----------------|
| <b>CPOS PACKAGE</b>   | 28A                 | 26A            |
| <b>PACKAGES &amp; EQUIPMENT GROUPS</b>  |                     |                |
| Convenience Group — Includes power-adjustable pedals (XAP), power driver's and front-passenger seats (JPT), and power driver's/passenger four-way lumbar adjust (JRN) (AHM)   | F                   | F              |
| Driver's- and Passenger-Side Ballistic Door Panels (XDV/XDG)  | F                   | F              |
| Fleet Park Assist Group — Includes Blind-Spot Monitoring and Rear Cross-Path Detection <sup>(6)</sup> and body-colour, power, heated exterior mirrors (AMV)   | F                   | F              |
| Integrated Display Package — Includes 12.1-inch touchscreen display (RDY), Uconnect® 8.4 radio (RA3), navigation <sup>(8)</sup> -capable with GPS input (JLA/JLP) (retailer-activated) and Integrated Voice Command <sup>(10)</sup> with Bluetooth® (XRB) (AV2)   | F                   | F              |
| Max Flow Package — Includes lower grille texture – Police (AYJ)   | F                   | F              |
| Patrol Package Base Prep — Includes front and rear wire harness (XPW), Power Distribution Centre (XWK), siren speaker and bracket (XWP), and trunk tray and cooling fan (XWQ) (AYE)   | F                   | F              |
| Patrol Package Wiring Prep Package — Includes front and rear wiring harness (XPW) and Power Distribution Centre (XWK) (AYW)   | F                   | F              |
| Street Appearance Group — Includes 18-inch wheel covers (W8A/W8B), floor carpet (CKD), exterior mirrors with heating element (NHJ), front/rear climate control outlets (XGA), front reading/map lamps (LBG), dual remote USB port (RS4), full-length floor console (CUF), illuminated front cup holders (CWP) and power, heated mirrors with manual foldaway (GUK); also includes Apple CarPlay integration and Android Auto™ capability <sup>(4)</sup> (XRB) (AEB) | F                   | F              |

• = Included. P = Available within Package noted. O = Optional. F = Fleet-only option.



## 2020 RAM 1500 SSV

### PRODUCT HIGHLIGHTS

- 3.55 axle ratio
- 17-inch steel wheels
- 220-amp alternator
- Class-Exclusive multilink coil spring rear suspension<sup>(9)</sup>
- Class-Exclusive RamBox<sup>®</sup> Cargo Management System<sup>(30)</sup> — Available
- Electronic shift-on-the-fly part-time 4x4 system
- Front and rear heavy-duty shock absorbers
- Legendary 5.7L HEMI<sup>®</sup> V8 with FuelSaver Multi-Displacement System (MDS), Variable Valve Timing (VVT) technology, 395 horsepower and 410 lb-ft of torque

### SAFETY & SECURITY

- Electronic Stability Control (ESC)<sup>(12)</sup> System — Includes Antilock Brake System, Rain Brake Support, Ready Alert Braking, Electronic Roll Mitigation, Brake Assist, Hill Start Assist and Trailer Sway Control
- ParkView<sup>®</sup> Rear Back-Up Camera<sup>(6)</sup> — Standard
- Remote keyless entry — Locks/unlocks all doors, tailgate and RamBox (if equipped)
- Remote Start System — Available
- Security alarm — Available
- Sentry Key<sup>®</sup> antitheft engine immobilizer
- Supplemental front-seat-mounted side air bags<sup>(7)</sup> and supplemental side-curtain air bags<sup>(7)</sup> for the first and second rows

### DID YOU KNOW?

Ram 1500 Special Service Vehicle includes:

- Extended seat belts for driver and front passenger
- Instrument cluster with certified speedometer and engine hour/idle meter
- Reinforced door hinges
- Special circuits and wiring that supply power to the right-hand and left-hand A-pillars for the upfitter-installed spotlights
- Switchable dome lamp
- Two additional key fobs – four total key fobs



Properly secure all cargo.

| ENGINE           | HORSEPOWER | TORQUE |
|------------------|------------|--------|
| 5.7L HEMI VVT V8 | 395        | 410    |



Properly secure all cargo.



**EXTERIOR DIMENSIONS, mm (in)**

|                                 |                         |
|---------------------------------|-------------------------|
| Wheelbase                       | 3569 (140.5)            |
| Box Length, m (ft)              | 1.7 (5'7")              |
| Overall Length with Rear Bumper | 5817 (229)              |
| Overall Height (empty)          | 1968 (77.5)             |
| Overall Width                   | 2017 (79.4)             |
| Track (front/rear)              | 1732 (68.2)/1715 (67.5) |
| Open Tailgate to Ground         | 885 (34.9)              |

**INTERIOR DIMENSIONS, mm (in)**

|                 |             |
|-----------------|-------------|
| Front:          |             |
| — Headroom      | 1041 (41)   |
| — Hip Room      | 1605 (63.2) |
| — Shoulder Room | 1676 (66)   |
| — Legroom       | 1041 (41)   |
| Rear:           |             |
| — Headroom      | 1014 (39.9) |
| — Hip Room      | 1605 (63.2) |
| — Shoulder Room | 1669 (65.7) |
| — Legroom       | 1023 (40.3) |

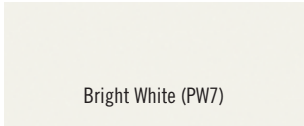
**VOLUMES & CAPACITIES**


|   |        |
|---|--------|
| Fuel Tank Capacity, L (standard/optional) | 98/121 |
| Seating Capacity (maximum)                | 5      |

**FUEL ECONOMY, L/100 km (mpg)**

|   |                     |
|---|---------------------|
| 2020 Fuel Economy                           | City/Highway        |
| — 5.7L HEMI® Variable Valve Timing (VVT) V8 | 16.2 (17)/11.6 (24) |

**EXTERIOR PAINT COLOURS**

|   |   |
|---|---|
|  Billet Metallic (PSC) |  Bright Silver Metallic (PS2)        |
|  Bright White (PW7)    |  Brilliant Black Crystal Pearl (PXR) |
|  Flame Red (PR4)       |  Granite Crystal Metallic (PAU)      |
|  Hydro Blue (PBJ)     |  Maximum Steel Metallic (PAR)       |
|  Olive Green (PFP)   |  Patriot Blue (PPX)                |
|  Red Pearl (PRV)     |  Walnut Brown Metallic (PUW)       |



## RAM PROMASTER® POLICE SSV

### PRODUCT HIGHLIGHTS

3.6L Pentastar™ Variable Valve Timing (VVT) V6 — 280 horsepower and 260 lb-ft of torque

Best-in-Class load floor height<sup>(34)</sup> — Only 533 mm (21 inches) from ground to flat floor for easy ingress/egress

Best-in-Class turning radius<sup>(34)</sup> — As short as 11.1 m (36.3 ft) (1500 with 118-inch wheelbase)

159-inch-wheelbase 3500 Cargo Van with available High Roof is outfitted as a transport van — A popular aftermarket upfit by our colleagues at Havis®

Towing up 3134 kg (6910 lb) when properly equipped

Upfitter-friendly design with nearly vertical side walls

Upfitter-friendly with a variety of Cargo Van, Window Van, Chassis Cab and Cutaway configuration options

### SAFETY & SECURITY

Air Bags<sup>(7)</sup> — Advanced multistage driver's and front-passenger, supplemental front-seat-mounted side and supplemental side-curtain front

Electronic Stability Control (ESC)<sup>(12)</sup> with Hill Start Assist, Brake Assist, Brake-Lock Differential, Trailer Sway Control, Drift Compensation, Electronic Roll Mitigation and All-Speed Traction Control

Park-Sense® Rear Park Assist<sup>(6)</sup> — Available

Blind-Spot Monitoring with Rear Cross-Path Detection<sup>(6)</sup> — Available

Forward Collision Warning with Active Braking<sup>(6)</sup> — Available

ParkView® Rear Back-Up Camera<sup>(6)</sup>

Remote Keyless Entry

Security alarm — Available

Tire pressure monitoring display

| ENGINE                | HORSEPOWER | TORQUE |
|-----------------------|------------|--------|
| 3.6L Pentastar VVT V6 | 280        | 260    |





SALES TEAM

SEDAN

MINIVANS/CROSSOVERS

SPORT UTILITY

TRUCKS/COMMERCIAL

LAW ENFORCEMENT

EXTERIOR DIMENSIONS, mm (in)

|                                      | Cargo Van    |              |              |              |              |              |              |              |              | Window Van     |              | Chassis Cab / Cutaway |              |              |                |
|--------------------------------------|--------------|--------------|--------------|--------------|--------------|--------------|--------------|--------------|--------------|----------------|--------------|-----------------------|--------------|--------------|----------------|
|                                      | 1500         |              |              | 2500         |              |              | 3500         |              |              | 2500           | 3500         | 3500                  |              |              |                |
| Wheelbase                            | 2997 (118)   | 3454 (136)   | 3454 (136)   | 3454 (136)   | 3454 (136)   | 4039 (159)   | 3454 (136)   | 3454 (136)   | 4039 (159)   | 4039 (159 Ext) | 4039 (159)   | 4039 (159 Ext)        | 3454 (136)   | 4039 (159)   | 4039 (159 Ext) |
| Roof Type                            | Standard     | Standard     | High         | Standard     | High         | High         | Standard     | High         | High         | High           | High         | High                  | Standard     | Standard     | Standard       |
| Overall Length                       | 4963 (195.4) | 5415 (213.2) | 5415 (213.2) | 5415 (213.2) | 5415 (213.2) | 6000 (236.2) | 5145 (213.2) | 5145 (213.2) | 6000 (236.2) | 6364 (250.6)   | 6000 (236.2) | 6364 (250.6)          | 5415 (213.2) | 6000 (236.2) | 6364 (250.6)   |
| Overall Body Width (without mirrors) | 2064 (81.3)  |              |              |              |              |              |              |              |              |                |              |                       |              |              |                |
| Overall Roof Height                  | 2329 (91.7)  | 2358 (92.8)  | 2689 (105.9) | 2358 (92.8)  | 2689 (105.9) | 2689 (105.9) | 2358 (92.8)  | 2689 (105.9) | 2689 (105.9) | 2689 (105.9)   | 2689 (105.9) | 2689 (105.9)          | 2217 (87.3)  | 2217 (87.3)  | 2217 (87.3)    |
| Turning Diameter, m (ft)             | 11.1 (36.3)  | 12.4 (40.7)  | 12.4 (40.7)  | 12.4 (40.7)  | 12.4 (40.7)  | 14.3 (46.8)  | 12.4 (40.7)  | 12.4 (40.7)  | 14.3 (46.8)  | 14.3 (46.8)    | 14.3 (46.8)  | 14.3 (46.8)           | 12.4 (40.7)  | 14.3 (46.8)  | 14.3 (46.8)    |
| Cab-to-Rear Axle Length              | —            | —            | —            | —            | —            | —            | —            | —            | —            | —              | —            | —                     | 2083 (82)    | 2642 (104)   | 2642 (104)     |
| Outside Frame Width                  | —            | —            | —            | —            | —            | —            | —            | —            | —            | —              | —            | —                     | 1321 (52)    | 1321 (52)    | 1321 (52)      |
| Frame Height                         | —            | —            | —            | —            | —            | —            | —            | —            | —            | —              | —            | —                     | 610 (24)     | 610 (24)     | 610 (24)       |

INTERIOR DIMENSIONS, mm (in)

|                           |              |              |              |              |              |              |              |              |              |              |              |              |   |   |   |
|---------------------------|--------------|--------------|--------------|--------------|--------------|--------------|--------------|--------------|--------------|--------------|--------------|--------------|---|---|---|
| Interior Ceiling Height   | 1698 (66.9)  | 1698 (66.9)  | 1959 (77.1)  | 1698 (66.9)  | 1930 (76)    | 1959 (77.1)  | 1698 (66.9)  | 1698 (66.9)  | 1959 (77.1)  | 1959 (77.1)  | 1959 (77.1)  | 1959 (77.1)  | — | — | — |
| Cargo Width at Wheel Well | 1422 (56)    |              |              |              |              |              |              |              |              |              |              |              | — | — | — |
| Cargo Width at Floor      | 1920 (75.6)  |              |              |              |              |              |              |              |              |              |              |              | — | — | — |
| Overall Load Floor Length | 2619 (103.1) | 3062 (120.6) | 3062 (120.6) | 3062 (120.6) | 3062 (120.6) | 3645 (143.5) | 3062 (120.6) | 3062 (120.6) | 3645 (143.5) | 4010 (157.9) | 3645 (143.5) | 4010 (157.9) | — | — | — |




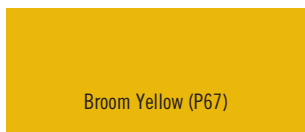



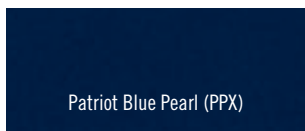

VOLUMES & CAPACITIES

|  |                           |
|--|---------------------------|
| Seating Capacity                                   | 2/3                       |
| Interior Cargo Volume, L (cu ft); depends on model | 7334 (259) – 13,110 (463) |
| Fuel Tank, L (imp gal)                             | 91 (20)                   |

TOWING & CAPABILITIES, kg (lb)

|   |                           |
|---|---------------------------|
| Maximum Towing                                    | 3134 (6910)               |
| Payload, depending on model (Cargo Van)           | 1706 (3760) – 2123 (4680) |
| Payload, depending on model (Chassis Cab/Cutaway) | 2313 (5100) – 2372 (5230) |
| GVWR, depending on model                          | 3878 (8550) – 4241 (9350) |
| GCWR, maximum (Cargo Van)                         | 5443 (12,000)             |
| GCWR, maximum (Chassis Cab/Cutaway)               | 5216 (11,500)             |

EXTERIOR PAINT COLOURS

|  |  |  |  |
|--|--|--|--|
|  Black (PX8)                         |  Bright Silver Metallic (PS2) |  Bright White (PW7)             |  Broom Yellow (P67)       |
|  Deep Cherry Red Crystal Pearl (PRP) |  Flame Red (PR4)              |  Granite Crystal Metallic (PAU) |  Patriot Blue Pearl (PPX) |
|  Sandstone (PFS)                     |  |  |  |



ABOUT THIS CATALOGUE: Since the time of printing, some of the information you'll find in this catalogue may have been updated. Ask your retailer for details. Some of the equipment shown or described throughout this catalogue is available at extra cost. Specifications, descriptions, illustrative materials and all competitive comparisons contained herein are as accurate as known at the time this publication was approved. FCA Canada Inc. reserves the right to make changes at any time without notice and without incurring obligation. For the price of the model with the equipment you desire, or verification of specifications contained herein, see your Chrysler, Jeep, Dodge, Ram and FIAT retailer.

WARRANTIES: 2021 Chrysler, Jeep, Dodge and Ram vehicles are backed by a 5-year or 100,000-kilometre fully transferable Powertrain Limited Warranty\* with \$0 deductible plus 24-hour roadside assistance.† SRT vehicles are backed by a 3-year or 60,000-kilometre fully transferable Powertrain Limited Warranty\* with \$0 deductible plus 24-hour roadside assistance. Basic Warranty coverage is for 3 years or 60,000 kilometres.\* Rust-through coverage on all body sheet metal is for 3 years. The Cummins Turbo Diesel engine is protected by a separate Limited Warranty, covering the engine for 5 years or 160,000 kilometres.\* The EcoDiesel engine is backed by a 5-year or 100,000-kilometre fully transferable Powertrain Limited Warranty\* with \$0 deductible plus 24-hour roadside assistance.†

\*Whichever comes first. Some conditions may apply. †The 5-Year/100,000-Kilometre Powertrain Limited Warranty does not apply to vehicles sold for certain commercial uses. See your retailer for full details.

(1) Based on the latest available competitive information and WardsAuto Large/Regular Vehicle segmentation. Excludes other vehicles designed and manufactured by FCA US LLC. (2) Based on WardsAuto Large/Regular Car segmentation and EnerGuide fuel consumption ratings. Government of Canada test methods used. Your actual fuel consumption will vary based on driving habits and other factors. 12.4 L/100 km (23 mpg) city and 7.8 L/100 km (36 mpg) highway on Chrysler 300 RWD with 3.6L Pentastar VVT V6 engine and 8-speed automatic transmission. 12.8 L/100 km (22 mpg) city and 8.7 L/100 km (32 mpg) highway on Chrysler 300 AWD with 3.6L Pentastar VVT V6 engine and 8-speed automatic transmission. Ask your retailer for EnerGuide information. (3) Based on IHS Markit Automotive Canadian New Vehicle Total Registrations for combined years CY 2014 to current year to date CYTD September 2019. (4) Driving while distracted can result in loss of vehicle control. Only use mobile phones and other devices, even with voice controls, when it is safe to do so. Apple CarPlay requires a compatible iPhone connected via USB cable to the Uconnect system. Android Auto requires the Android Auto App on Google Play and an Android compatible smartphone running Android 5.0 or higher. Data plan rates may apply. (5) All SiriusXM Guardian equipped vehicles come with a 12-month complimentary trial effective on the date of purchase or lease of a new vehicle. Enrolment in the trial is required to receive service. Upon expiration of the trial period, purchase of a subscription is required to continue SiriusXM Guardian. SiriusXM Guardian is available only on equipped vehicles purchased within the United States, Puerto Rico and Canada. Services can only be used where cellular coverage is available. See Uconnect and SiriusXM Guardian Terms of Service for complete service limitations. (6) This is a driver convenience system, not a substitute for active driver involvement. The driver must remain aware of his/her surroundings and be prepared to take corrective action to avoid collisions. (7) The Advanced Front Air Bags in this vehicle are certified to the Federal regulations for Advanced Air Bags. Children 12 years old and younger should always ride buckled up in a rear seat. Infants in rear-facing child restraints should never ride in the front seat of a vehicle with a passenger front air bag. All occupants should always wear their lap and shoulder belts properly. (8) Never program while driving. GPS mapping and available 3D navigation may not be detailed or available in all areas or reflect current road regulations. (9) Requires SiriusXM radio subscriptions governed by Sirius terms and conditions available at siriusxm.ca. (10) Driving while distracted can result in loss of vehicle control. Only use mobile phones and other devices, even with voice commands, when it is safe to do so. Voice commands of phone require a Bluetooth compatible phone. (11) Always sit properly with the head restraint properly adjusted. Never place anything in front of the head restraint. (12) No system can repeal the laws of physics or overcome careless driving actions. Performance is limited by available traction, which snow, ice and other conditions can affect. When the warning lamp flashes, the driver needs to use less throttle and adapt speed and driving behaviour to prevailing road conditions. (13) Not compatible with all garage door openers. (14) Based on the latest available competitive information for minivans in the WardsAuto Small Van segment. Excludes other vehicles designed and manufactured by FCA US LLC. Most Luxurious claim based on Pinnacle models. (15) Driving while distracted can result in loss of vehicle control. Only use FamCAM interior camera when it is safe to do so. (16) Preset voice-to-text messaging and incoming text message reading require a MAP-enabled phone. (17) Based on WardsAuto Mid-size Sport Utility segmentation and combined horsepower and torque ratings. Excludes other vehicles designed and manufactured by FCA US LLC. (18) Based on WardsAuto Mid-size Sport Utility segmentation. When properly equipped. Excludes other vehicles designed and manufactured by FCA US LLC. (19) SiriusXM Traffic Plus and SiriusXM Travel Link require a subscription, sold separately, or as a package, by SiriusXM Radio Inc. If you decide to continue service after your trial period included with the new vehicle purchase, the subscription plan you choose will automatically renew thereafter and you will be

charged according to your chosen payment method at then-current rates. Trial service is not transferable. Fees and taxes apply. Please see the Customer Agreement at www.siriusxm.ca for complete terms and how to cancel, which includes calling SiriusXM at 1-866-539-7474. All fees and programming are subject to change. Not all vehicles or devices are capable of receiving all services offered by SiriusXM. Data displays and individual product availability vary by vehicle hardware. Current information and features may not be available in all locations, or on all receivers. Weather Forecast, Current Conditions may not be available in all locations. (20) Jeep Grand Cherokee has received more awards over its lifetime than any other SUV. (21) Based on WardsAuto Middle/Sport Utility segmentation. When properly equipped. Excludes other vehicles designed and manufactured by FCA US LLC. (22) Three-month/1GB trial included with the purchase or lease of a new vehicle. Upon expiration of the trial period, purchase of a subscription is required. Wi-Fi Hotspot available through third-party subscription. Requires Internet-enabled mobile device. See retailer for details. This feature is not intended for use by the driver while the vehicle is in motion. Always drive carefully. (23) Based on the WardsAuto Small Pickup 4x4 Crew Cab segmentation. When properly equipped. (24) Jeep Gladiator is the only pickup truck in the industry with fold down windshield, removable doors, removable soft top, and removable hardtop. (25) Do not attempt water fording unless depth is known to be less than 76 cm (30 in). Traversing water can cause damage that may not be covered by the new vehicle warranty. Always off-road responsibly in approved areas. (26) Based on IHS Markit Total Canadian New Vehicle Registrations with 8-cylinder engines for the combined years CY 2014 to current year to date CYTD, August 2019. (27) Based on Automotive News Full-size Pickup segmentation. Based on Crew Cab model offerings. (28) Based on Automotive News Full-size Pickup segmentation. (29) Based on Automotive News Full-size Pickup segmentation. When properly equipped. (30) Based on Automotive News Full-size Pickup segmentation. Excludes other vehicles designed and manufactured by FCA US LLC. (31) Based on 250/2500 and 350/3500 class pickups. (32) Based on a comparison of IHS Markit Canadian Vehicles In Operation and New Registration data as of July 1, 2019. Includes all MY1995 – 2019 heavy-duty diesel pickups, with series 250/2500 and 350/3500, continuously sold since 1994, and have the highest overall average percentage still in operation. (33) Based on Class 3 – 5 pickup-based conventional chassis cabs. (34) Based on WardsAuto Large Van segmentation. (35) Based on the latest available competitive information for Cargo Vans marketed as Small Vans in the WardsAuto Small Van segment (Ford Transit Connect and Nissan NV200).

©2020 FCA Canada Inc. All rights reserved. Chrysler, Dodge, Jeep, Ram, Mopar, SRT, 300, Big Horn, Charger, Charger Enforcer, Cherokee, the Chrysler wing design, CommandView, Compass, Express, Freedom Top, Gladiator, Grand Cherokee, HEMI, the Jeep grille, KeySense, Laredo, Limited, Limited Longhorn, Mega Cab, Overland, Pacifica, Park-Sense, ParkView, Power Wagon, Quad Cab, Quadra-Drive II, Quadra-Lift, Quadra-Trac, Quadra-Trac I, Quadra-Trac II, RamBox, Ram ProMaster, Ram ProMaster City, the Ram's Head logo, Rebel, Renegade, Rock-Trac, R/T, Rubicon, Sahara, Selec-Terrain, Sentry Key, Stow 'n Go, Stow 'n Place, Stow 'n Vac, Summit, Tigershark, TorqueFlite, Trac-Lok, Tradesman, TrailCam, Trailhawk, Trail Rated, Tru-Lok, Uconnect, Warlock and Wrangler are registered trademarks, and Active-Level, Auto-Level, Command-Trac, FamCAM, Jeep Active Drive, Jeep Active Drive I, Jeep Active Drive II, Jeep Active Drive Low, Jeep Active Drive Lock, Keyless Enter 'n Go, Pentastar, Pinnacle, Ram Articulin, Ram Telematics, SafetyTec, Selec-Speed, Selec-Trac, Sky-One Touch and Trail Rail are trademarks of FCA US LLC. FIAT is a registered trademark of FCA Group Marketing S.p.A., used under licence by FCA US LLC.

Airstream is a registered trademark of Airstream Inc. All rights reserved. AISIN is a registered trademark of Aisin Seiki. Alcantara is a registered trademark of Alcantara S.p.A. Alpine and the Alpine logo are registered trademarks of Alpine Electronics, Inc. Android, Google, Android Auto and Google Play are registered trademarks of Google LLC. AutoStick is a trademark of Hurst Performance. Beats by Dr. Dre, Beats, BeatsAudio and the b logo are the property of Beats Electronics LLC. BFGoodrich is a registered trademark of Goodrich Corporation. Bilstein is a registered trademark of August-Bilstein GmbH & Co. Blu-ray Disc is a trademark owned by Blu-ray Disc Association. Bluetooth is a registered trademark of Bluetooth SIG, Inc. Brembo is a registered trademark of Brembo S.p.A. CNH, Case IH and New Holland are registered trademarks of CNH America LLC. Cummins is a registered trademark of Cummins, Inc. Dana is a registered trademark of Dana Corporation. Firestone is a registered trademark of Firestone Tire & Rubber Company. FOX RACING SHOX is a trademark of FOX FACTORY, INC. Goodyear and DuraTrac are registered trademarks of The Goodyear Tire & Rubber Company. Harman Kardon logo is a registered trademark and GreenEdge is a trademark of Harman International Industries, Inc. iPhone and Siri are registered trademarks of Apple Inc. KENWOOD is a registered trademark of JVC KENWOOD Corporation. KONI is a registered trademark of KONI B.V. Knapheide is a registered trademark of Knapheide Manufacturing Company. Magneti Marelli is a registered trademark of Magneti Marelli S.p.A. MultiAir is a registered trademark of C.R.F. Società Consortile per Azioni, used under licence by FCA US LLC. Nexen Roadian is a registered trademark of Nexen Tire Corporation. SiriusXM, the SiriusXM logo, Game Zone, channel names and logos are trademarks of SiriusXM Radio Inc. and are used under licence. All rights reserved. Sunrider is a registered trademark of Bestop, Inc. TORX is a trademark of ACUMENT INTELLECTUAL PROPERTIES, LLC. WARN is a registered trademark of Warn Industries, Inc. All other trademarks, images and logos are property of his/her respective owners and are displayed in this publication with permission.