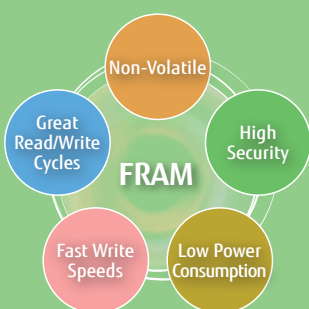


FUJITSU Semiconductor FRAM



Fujitsu's Non-Volatile Memory, FRAM

Fujitsu continues to strive forward with customers who seek



What is FRAM?

FRAM (Ferroelectric RAM) is a non-volatile and random access memory (RAM) which retains stored data even when power is turned off. As compared with conventional types of non-volatile memory, such as EEPROM (Electrically Erasable and Programmable Read-Only Memory) and Flash memory, FRAM exhibits superior performance through faster write speeds, greater read/write cycle endurance and lower power consumption.

Since we started mass production of FRAM in 1999, Fujitsu Semiconductor has been assuring a high quality and stable supply of FRAM products to our valued customers for more than 15 years.

For more information, please visit: [FRAM](#)

innovation



FRAM Features

- Non-volatile
- Random Access
- Fast Write Speed
- High Read/Write Cycle Endurance
- Low Power Consumption

Comparison between FRAM and other memories

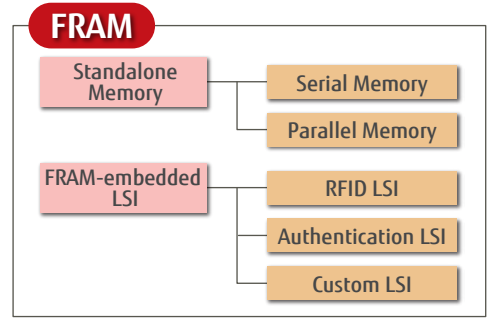
	FRAM	EEPROM	FLASH	SRAM
Memory Type	Non-volatile	Non-volatile	Non-volatile	Volatile
Write Method	Overwrite	Erase + Write	Erase + Write	Overwrite
Write Cycle Time	150ns	5ms	10µs	55ns
Read/Write Cycles	10 ¹³	10 ⁶	10 ⁵	Unlimited
Booster Circuit	No	Yes	Yes	No
Data Backup Battery	No	No	No	Yes



FRAM Product Families

Can be divided into two product families. One is "Standalone Memory," which is used for easy implementation. Another is "FRAM-embedded LSIs," such as RFID LSIs and authentication LSIs. These are built already embedded with FRAM.

Fujitsu also offers custom LSIs optimized for customer applications.




Topics

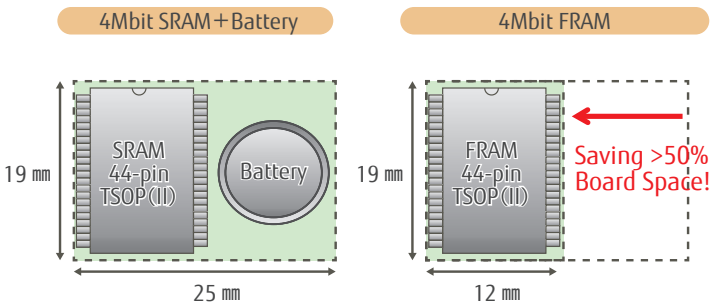
SRAM-compatible Non-Volatile Memory, Parallel interface 4Mbit FRAM

Fujitsu developed MB85R4M2T, which features a 4Mbit parallel interface FRAM product. The device uses a 44-pin TSOP package compatible with standard low-power SRAM, so it can substitute for SRAM in industrial machinery, metering, medical devices, and other equipment that currently uses SRAM.

Fujitsu FRAM is used for storing data persistently with no need for a battery. FRAM contributes to hardware that is more compact, more eco-friendly, and lower-cost.

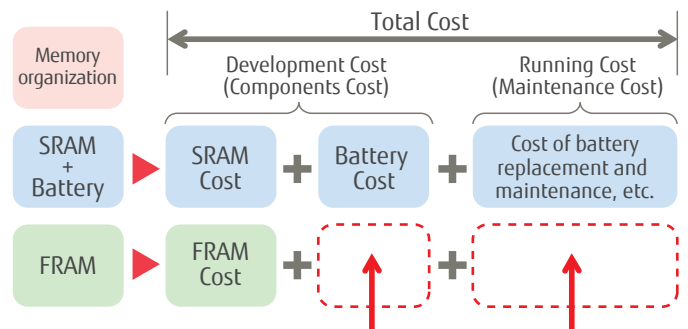


Mounting Area Comparison



No need for a battery - Smaller mounting area on PCB

Total Cost Comparison




No need for a battery - No battery-related costs

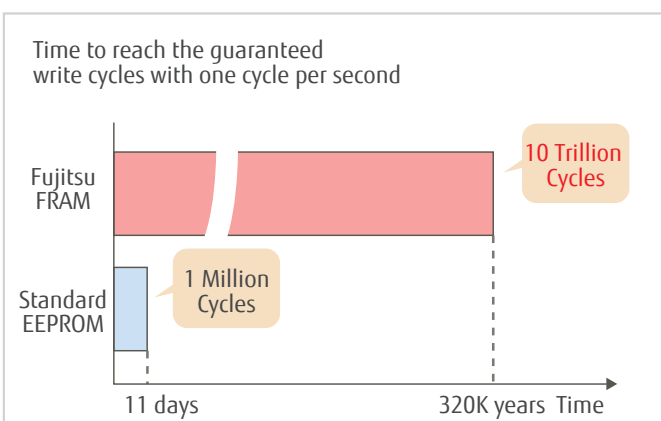
Serial EEPROM Compatible Non-Volatile Memory, I²C Interface 1M-bit FRAM

Fujitsu developed a new 1Mbit FRAM product, the MB85RC1MT, which has the highest memory density of our products with an I²C serial interface.

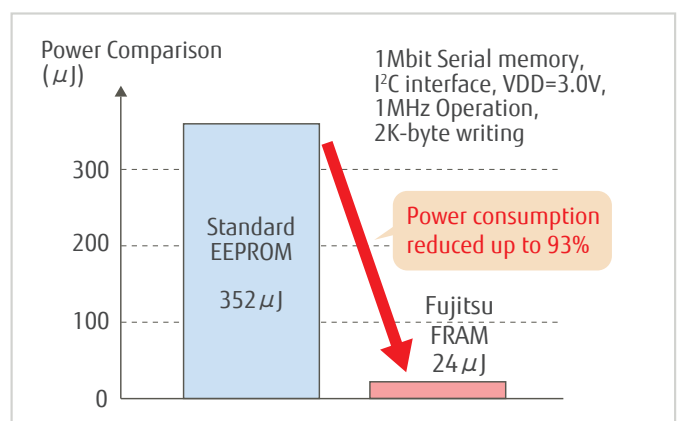
The new product is guaranteed for up to 10 trillion read/write cycles, and is optimal for usage in applications requiring frequent rewriting of data, such as real-time data logging for factory-automation, metering, and industrial equipment. FRAM features faster write time than that of conventional non-volatile memory such as EEPROM and Flash memory. It enables lower power consumption during writing.



Guaranteed Write Cycles Comparison

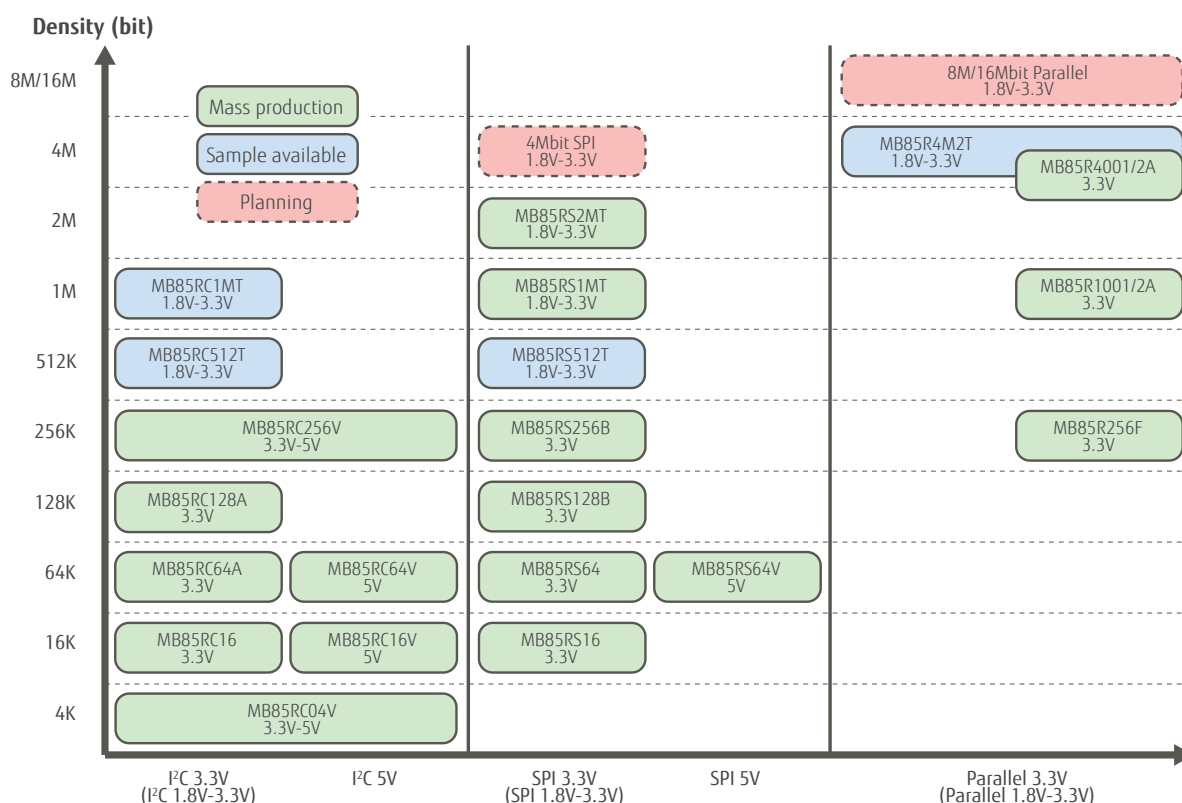


Write Power Consumption Comparison













Product Lineup

Fujitsu Semiconductor provides FRAM products with wide density ranges, from 4Kbit to 1Mbit for the I²C interface and 16Kbit to 2Mbit for the SPI interface. Both I²C and SPI interface memories have 8pin-SOP packages, so customers can easily replace EEPROM and Flash memory with FRAM. This lowers the burden of PCB design while contributing to improved application performance. For parallel interface products, 256Kbit to 4Mbit densities are available. These products are suitable for applications which require removal of the battery while using SRAM. To meet the demand of customers that require large density memory, Fujitsu plans to expand its product line with large density products.



Example of Application using FRAM

FRAM is an ideal non-volatile memory for various applications due to its high performance, low power consumption, extremely fast write speeds, and its 10-trillion read/write cycle guarantee. Due to the fact that data is protected even in the event of a sudden power loss, our products have been utilized in equipment that requires high reliability, such as in power meters, factory-automation, and financial equipment. They are often used for data logging and storing parameters.

 OA Equipment Counters and parameter data storage	 SSD Cache memory, logging management
 Amusement Resume and parameter data storage	 ATM Transaction history, logging management
 Audio, AV Equipment Resume and parameter data storage	 Communication Equipment Communication history and logging management
 Measurement and Analyzing Equipment Measuring data and revised data storage	 FA Parameter data storage, logging management
 Medical, Pharmaceutical Sterilization and examination records	 Traceability Management in Distribution Transportation, logistics, and warehousing records

Standalone Memory

Serial Memory

Serial interface FRAM products with up to 2Mbits are available, and they are compatible with EEPROM and serial Flash memories. Compared to other conventional non-volatile memories, FRAM products have the advantages of fast write speeds, greater read/write cycle endurance, and low power consumption.

● I²C Interface

Part Number	Memory Density	Power supply voltage	Operating frequency (MAX)	Operating temperature	Read/Write cycles	Data retention (*1)	Package
MB85RC1MT	1Mbit	1.8 to 3.6V	3.4MHz	-40 to +85°C	10 trillion 10 ¹³ times	10 years (+85°C)	SOP-8
MB85RC512T	512Kbit	1.8 to 3.6V	3.4MHz	-40 to +85°C	10 trillion 10 ¹³ times	10 years (+85°C)	SOP-8
MB85RC256V	256Kbit	2.7 to 5.5V	1MHz	-40 to +85°C	1 trillion 10 ¹² times	10 years (+85°C)	SOP-8
MB85RC128A	128Kbit	2.7 to 3.6V	1MHz	-40 to +85°C	1 trillion 10 ¹² times	10 years (+85°C)	SOP-8
MB85RC64A	64Kbit	2.7 to 3.6V	1MHz	-40 to +85°C	1 trillion 10 ¹² times	10 years (+85°C)	SOP-8
MB85RC64V	64Kbit	3.0 to 5.5V	1MHz	-40 to +85°C	1 trillion 10 ¹² times	10 years (+85°C)	SOP-8
MB85RC16	16Kbit	2.7 to 3.6V	1MHz	-40 to +85°C	1 trillion 10 ¹² times	10 years (+85°C)	SOP-8/SON-8
MB85RC16V	16Kbit	3.0 to 5.5V	1MHz	-40 to +85°C	1 trillion 10 ¹² times	10 years (+85°C)	SOP-8
MB85RC04V	4Kbit	3.0 to 5.5V	1MHz	-40 to +85°C	1 trillion 10 ¹² times	10 years (+85°C)	SOP-8

*1: When operating temperature is lower than +85°C, data retention period can be extended. Please refer to datasheet.

● SPI Interface

Part Number	Memory Density	Power supply voltage	Operating frequency (MAX)	Operating temperature	Read/Write cycles	Data retention (*1)	Package
MB85RS2MT	2Mbit	1.8 to 3.6V	25MHz (*2)	-40 to +85°C	10 trillion 10 ¹³ times	10 years (+85°C)	SOP-8/DIP-8
MB85RS1MT	1Mbit	1.8 to 3.6V	30MHz (*2)	-40 to +85°C	10 trillion 10 ¹³ times	10 years (+85°C)	SOP-8
MB85RS512T	512Kbit	1.8 to 3.6V	30MHz (*2)	-40 to +85°C	10 trillion 10 ¹³ times	10 years (+85°C)	SOP-8
MB85RS256B	256Kbit	2.7 to 3.6V	33MHz	-40 to +85°C	1 trillion 10 ¹² times	10 years (+85°C)	SOP-8
MB85RS128B	128Kbit	2.7 to 3.6V	33MHz	-40 to +85°C	1 trillion 10 ¹² times	10 years (+85°C)	SOP-8
MB85RS64	64Kbit	2.7 to 3.6V	20MHz	-40 to +85°C	1 trillion 10 ¹² times	10 years (+85°C)	SOP-8
MB85RS64V	64Kbit	3.0 to 5.5V	20MHz	-40 to +85°C	1 trillion 10 ¹² times	10 years (+85°C)	SOP-8
MB85RS16	16Kbit	2.7 to 3.6V	20MHz	-40 to +85°C	1 trillion 10 ¹² times	10 years (+85°C)	SOP-8/SON-8

*1: When operating temperature is lower than +85°C, data retention period can be extended. Please refer to datasheet.

*2: Maximum 40MHz operation is available at fast read mode.

Parallel Memory

FRAM products with parallel interfaces, which are compatible with SRAM interfaces, are replaceable with pseudo SRAM (PSRAM).

Part Number	Memory Density (configuration)	Power supply voltage	Cycle time	Operating temperature	Read/Write cycles	Data retention (*1)	Package
MB85R4M2T	4Mbit (256K×16)	1.8 to 3.6V	150ns	-40 to +85°C	10 trillion 10 ¹³ times	10 years (+85°C)	TSOP-44
MB85R4001A	4Mbit (512K×8)	3.0 to 3.6V	150ns	-40 to +85°C	10 billion 10 ¹⁰ times	10 years (+55°C)	TSOP-48
MB85R4002A	4Mbit (256K×16)	3.0 to 3.6V	150ns	-40 to +85°C	10 billion 10 ¹⁰ times	10 years (+55°C)	TSOP-48
MB85R1001A	1Mbit (128K×8)	3.0 to 3.6V	150ns	-40 to +85°C	10 billion 10 ¹⁰ times	10 years (+55°C)	TSOP-48
MB85R1002A	1Mbit (64K×16)	3.0 to 3.6V	150ns	-40 to +85°C	10 billion 10 ¹⁰ times	10 years (+55°C)	TSOP-48
MB85R256F	256Kbit (32K×8)	2.7 to 3.6V	150ns	-40 to +85°C	1 trillion 10 ¹² times	10 years (+85°C)	TSOP-28/SOP-28

*1: When operating temperature is lower than maximum temperature (+55°C or +85°C), data retention period can be extended. Please refer to datasheet.

FRAM-embedded LSI

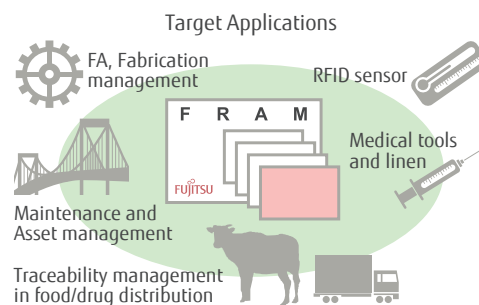
Fujitsu Semiconductor offers FRAM-embedded LSIs, such as RFID and authentication LSIs, which utilize the strengths of FRAM, such as high write speeds, high read/write endurance and low power consumption.

LSI for FRAM RFID Tag

Fujitsu supports FRAM-embedded LSI products for RFID tags with 13.56MHz HF bands and 860-960MHz UHF bands. Leveraging the advantages of fast write speeds and high read/write cycle endurance, we are expanding worldwide to support the passive RFID tag needs of high-density data carriers.

Key Features

- Improves throughput with faster write speeds
- Due to the low power consumption, there is no degradation due to transmission distance.
- Larger memory density allows for data storage on the tag
- Up to 1 trillion read/write cycles allowing frequent data logging and long term use
- Conforms to International Standards: ISO15693, ISO18000-3, 6.



Lineup of LSI for FRAM RFID Tag

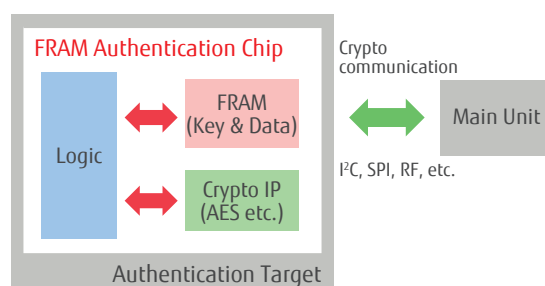
Operating frequency	Communication distance	Memory density		
		36byte to 256byte	2Kbyte to 4Kbyte	9Kbyte
UHF Band 860-960MHz	3m	MB97Rxxxx (Under development) · FRAM 36B (EPC 128bit)	MB97R803A MB97R804B · FRAM 4KB · SPI I/F	—
HF Band 13.56MHz	50cm	MB89R119B · FRAM 256B	MB89R118C · FRAM 2KB	MB89R112 · FRAM 9KB · SPI I/F

Part number	Operating frequency	Memory density	Commands	Serial interface	Data retention	Read/Write cycles
MB97R803A	UHF 860-960MHz	4KByte	ISO/IEC18000-6C EPC C1G2 Ver.1.2.0	—	10 years (+55°C)	10 billion 10 ¹⁰ times
MB97R804B	UHF 860-960MHz	4KByte	ISO/IEC18000-6C EPC C1G2 Ver.1.2.0	SPI	10 years (+55°C)	10 billion 10 ¹⁰ times
MB97Rxxxx (Under development)	UHF 860-960MHz	36Byte (EPC128bit)	ISO/IEC18000-6C EPC C1G2 Ver.1.2.0	—	10 years (+55°C)	10 billion 10 ¹⁰ times
MB89R118C	HF 13.56MHz	2KByte	ISO/IEC15693	—	10 years (+85°C)	1 trillion 10 ¹² times
MB89R119B	HF 13.56MHz	256Byte	ISO/IEC15693	—	10 years (+85°C)	1 trillion 10 ¹² times
MB89R112	HF 13.56MHz	9KByte	ISO/IEC15693	SPI	10 years (+85°C)	1 trillion 10 ¹² times

FRAM-embedded Authentication LSI

FRAM has been used in various security applications. Fujitsu's Authentication LSI with embedded FRAM uses a Challenge and Response authentication loop between the host system and its peripherals to differentiate between authorized and counterfeit parts.

This LSI detects unauthorized, fake peripherals and accessories and is suited for equipment such as printers and MFPs.



FUJITSU SEMICONDUCTOR LIMITED

Nomura Fudosan Shin-yokohama Bldg. 10-23, Shin-yokohama 2-Chome,
Kohoku-ku Yokohama Kanagawa 222-0033, Japan
<http://jp.fujitsu.com/fsl/en/>

For further information please contact:

North and South America

FUJITSU SEMICONDUCTOR AMERICA, INC.
1250 E. Arques Avenue, M/S 333
Sunnyvale, CA 94085-5401, U.S.A.
Tel: +1-408-737-5600 Fax: +1-408-737-5999
<http://us.fujitsu.com/micro/>

Europe

FUJITSU SEMICONDUCTOR EUROPE GmbH
Pittlerstrasse 47, 63225 Langen, Germany
Tel: +49-6103-690-0 Fax: +49-6103-690-122
<http://emea.fujitsu.com/semiconductor/>

Korea

FUJITSU SEMICONDUCTOR KOREA LTD.
902 Kosmo Tower Building, 1002 Daechi-Dong,
Gangnam-Gu, Seoul 135-280, Republic of Korea
Tel: +82-2-3484-7100 Fax: +82-2-3484-7111
<http://www.fujitsu.com/kr/fsk/>

Asia Pacific

FUJITSU SEMICONDUCTOR SHANGHAI CO., LTD.
30F, Kerry Parkside, 1155 Fang Dian Road, Pudong District,
Shanghai 201204, China
Tel: +86-21-6146-3688 Fax: +86-21-6146-3660
<http://cn.fujitsu.com/fss/>

FUJITSU SEMICONDUCTOR PACIFIC ASIA LTD.

2/F, Green 18 Building, Hong Kong Science Park,
Shatin, N.T., Hong Kong
Tel: +852-2736-3232 Fax: +852-2314-4207
<http://cn.fujitsu.com/fsp/>

All Rights Reserved.

FUJITSU SEMICONDUCTOR LIMITED, its subsidiaries and affiliates (collectively, "FUJITSU SEMICONDUCTOR") reserves the right to make changes to the information contained in this document without notice. Please contact your FUJITSU SEMICONDUCTOR sales representatives before order of FUJITSU SEMICONDUCTOR device.

Information contained in this document, such as descriptions of function and application circuit examples is presented solely for reference to examples of operations and uses of FUJITSU SEMICONDUCTOR device. FUJITSU SEMICONDUCTOR disclaims any and all warranties of any kind, whether express or implied, related to such information, including, without limitation, quality, accuracy, performance, proper operation of the device or non-infringement. If you develop equipment or product incorporating the FUJITSU SEMICONDUCTOR device based on such information, you must assume any responsibility or liability arising out of or in connection with such information or any use thereof. FUJITSU SEMICONDUCTOR assumes no responsibility or liability for any damages whatsoever arising out of or in connection with such information or any use thereof.

Nothing contained in this document shall be construed as granting or conferring any right under any patents, copyrights, or any other intellectual property rights of FUJITSU SEMICONDUCTOR or any third party by license or otherwise, express or implied. FUJITSU SEMICONDUCTOR assumes no responsibility or liability for any infringement of any intellectual property rights or other rights of third parties resulting from or in connection with the information contained herein or use thereof.

The products described in this document are designed, developed and manufactured as contemplated for general use including without limitation, ordinary industrial use, general office use, personal use, and household use, but are not designed, developed and manufactured as contemplated (1) for use accompanying fatal risks or dangers that, unless extremely high levels of safety is secured, could lead directly to death, personal injury, severe physical damage or other loss (including, without limitation, use in nuclear facility, aircraft flight control system, air traffic control system, mass transport control system, medical life support system and military application), or (2) for use requiring extremely high level of reliability (including, without limitation, submersible repeater and artificial satellite). FUJITSU SEMICONDUCTOR shall not be liable for you and/or any third party for any claims or damages arising out of or in connection with above-mentioned uses of the products.

Any semiconductor devices fail or malfunction with some probability. You are responsible for providing adequate designs and safeguards against injury, damage or loss from such failures or malfunctions, by incorporating safety design measures into your facility, equipments and products such as redundancy, fire protection, and prevention of overcurrent levels and other abnormal operating conditions.

The products and technical information described in this document are subject to the Foreign Exchange and Foreign Trade Control Law of Japan, and may be subject to export or import laws or regulations in U.S. or other countries. You are responsible for ensuring compliance with such laws and regulations relating to export or re-export of the products and technical information described herein. All company names, brand names and trademarks herein are property of their respective owners.