



ACCESSORY CATALOG

Ersa Soldering Machines



Selective soldering nozzles, lubricants & cleaning products, fluxes, solder bath maintenance, fluxer accessories, printers, solder frames, auxiliaries, supplies and more


GLOBAL. AHEAD. SUSTAINABLE.

PORTFOLIO **Ersa GmbH**



Stencil Printers

The Ersa VERSAPRINT series embodies "Best in Class" stencil printing: The high-end VERSAPRINT 2 PRO² and VERSAPRINT 2 ULTRA³ models offer unique advantages with fully integrated, full-area SPI after printing at line speed. The VERSAPRINT 2 ELITE marks the entry into line production and is ideal for customers who expect perfect printing combined with an easy-to-use printer.



Optical Inspection Systems

For over 20 years, thousands of users worldwide have benefited from the ability to non-destructively inspect hidden solder joints. Whether inspecting under Ball Grid Arrays (BGA) or in areas where other microscopes reach their limits, ERSASCOPE technology adds significant value to any quality assurance program. Convince yourself of the many advantages of ERSASCOPE inspection systems!



Reflow Soldering Systems

The HOTFLOW THREE opens up a new chapter in the long success story of Ersa reflow soldering systems, of which more than 5,000 HOTFLOW reflow soldering systems: During the past 20 years alone, over 5,000 HOTFLOW reflow ovens have been installed worldwide. It makes a clear statement for even more quality in soldering - with exact soldering profiles, minimal maintenance, and the lowest consumption values.



Soldering and Desoldering Stations

Ersa soldering and desoldering stations impress with compact dimensions, high performance, energy efficiency and low operating costs as inexpensive replacement tips are used. The i-CON TRACE is the first fully networkable soldering station in the world, making the complete hand soldering process traceable and documentable.



Selective Soldering Systems

With top technology and modular design, Ersa meets the highest demands for flexibility and throughput - yet fitting any budget. VERSAFLOW, SMARTFLOW and ECOSELECT are on offer by the no. 1 specialist in the field of selective soldering - among them you will also find the ideal solution for your requirements!



Accessories & Auxiliaries

All about soldering - everything from a single source: Ersa offers not only special equipment, tools and temperature measuring devices, but also auxiliary materials and consumables for the manufacture and repair of high-quality electronics. Ersa solder wires are made of high-quality raw materials and meet all quality requirements.



Wave Soldering Systems

Thanks to modular design, Ersa POWERFLOW wave soldering systems are suitable for any customer requirement - from high-end full-tunnel inert gas soldering systems to open atmospheric wave soldering systems. Each model relies on stable processes and reproducible parameters with impressive values in terms of availability, economy and quality to master all wave soldering tasks efficiently and flexibly.



Solder Fume Extraction

Ersa solder fume extraction units ensure a healthy working environment. Super quiet operational performance, low noise emissions. Adaptable to suit various workplace environments. Standby operation for efficient, material-friendly use. Easy maintenance and servicing.



Rework Systems and Stations

With strong price/performance ratios and patented IR and hybrid rework technology, Ersa systems have placed themselves at the top of the market. Even in the most challenging SMT/BGA rework applications, they deliver repeatable best-in-class results. Ersa Rework Systems stand for successful rework from the very first process.



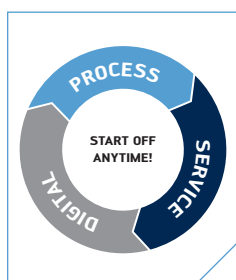
Sales and Service Network

Around the world, our service technicians are on duty 24/7 to respond to customers' needs and requests. Our global service network consists of 85 service employees, 79 representatives with their own service teams and spare parts warehouses.



Soldering Robot

The Ersa SOLDER SMART soldering robot is an alternative to classic manual soldering, especially for applications where machine soldering processes reach their limits: e.g. when a cable strand is to be soldered to a board. It delivers solder joints with consistently high quality and reproducibility.



Workshops, Seminars and Trainings

Benefit from our machines and our knowledge: Ersa offers a comprehensive range of workshops, seminars and trainings in all areas of soldering. All courses incorporate theoretical and practical sessions.

CONTENT

Nozzle overview matrix

Nozzle overview matrix.....	4 – 5
-----------------------------	-------

Selective Soldering Nozzles

Height 47 mm, B22.....	6 – 8
Height 52 mm, B22.....	8, 9
Height 57 mm, B22.....	8
Height 62 mm, B22.....	9
Height 65 mm, B22.....	10
Height 75 mm, B22.....	10
Height 80 mm, B22.....	10, 11
Height 85 mm, B22.....	11
Height 90 mm, B22.....	11
Height 47 mm, B36.....	12
Height 56 mm, B36.....	12
Height 58 mm, B36.....	12
Height 75 mm, B36.....	12
Height 85 mm, B36.....	13
Height 90 mm, B36.....	13

Lubricants & Cleaning Products

Lubricants.....	14
Cleaning Products.....	14

Fluxes

Low-residue No-Clean fluxes.....	14
Water-based fluxes.....	14, 15
Fluxes for special applications.....	15

Solder bath Maintenance

General solder bath maintenance.....	16
Solder bath maintenance: wave soldering.....	16
Solder bath maintenance: selective soldering.....	17

Fluxer Accessories

Spray fluxer selective soldering systems.....	18
Spray fluxer POWERFLOW series.....	18, 19
Spray fluxer ETS, EWS and NWAVE series.....	19



Foam fluxer / PTP® measuring boards

Foam fluxer.....	20
PTP® measuring boards.....	20, 21

Solder Frames

Wave soldering machines: conveyors.....	22
Wave soldering machines: side/center bars.....	22
Wave soldering machines, 250 mm working width.....	22
Spare parts, 250 mm working width.....	22
Spare parts, 330 mm - 500 mm working width.....	23
Selective soldering systems.....	23



Stencil printers

Stencil printers.....	24
-----------------------	----

Auxiliaries and Supplies

Auxiliaries and consumables.....	25
Auxiliaries and accessories.....	26, 27

NOZZLE OVERVIEW MATRIX

Nozzle overview for solder pot B22

PLEASE NOTE: at a nozzle height of over 47 mm a consultation with Erska is recommended

possible z-stroke (mm)		H=47	H=52	H=57
Frame	SMARTFLOW	60	55	50
	ECOSELECT 1	60	55	50
	ECOSELECT 1, z-variable	30	25	20
Roller conveyor	ECOCELL	60	55	50
	ECOCELL, z-variable	30	25	20
	VERSAFLOW 3	60	55	50
	VERSAFLOW 3, z-variable	30	25	20
	ECOSELECT 4	60	55	50
	VERSAFLOW 4	60	55	50
	VERSAFLOW ONE	80	75	70
Chain conveyor	ECOSELECT 2	60	55	50
	ECOSELECT 2, z-variable	30	25	20
	ECOCELL	60	55	50
	ECOCELL, z-variable	30	25	20
	VERSAFLOW ONE	80	75	70

Suitable gassing cap for the respective nozzle size:

242715 (D24)	242746 (D34)	252131 (D42)	ID / AD	H=47	H=52	H=57
■			2.0/4.5	213510		
■			2.4/5.0	296767		
■			2.7/5.5	296788		
■			3.5/5.6			
■			3.0/6.0	114609	289012	130964
■			3.5/7.0	256501		
■			4.0/8.0	114611	300889	189478
■			5.0/9.0	152894		
■			6.0/10.0	114613		189479
■			8.0/12.0	118615		203778
	■		10.0/14.0	119274 / 257563		320491
	■		12.0/16.0	208094		
	■		14.0/18.0	190959		
	■		16.0/20.0	245562 / 263686		
	■		18.0/20.0	134354		
		■	18.0/22.0	255046		
		■	21.0/25.0	260489 / 263020		
		■	23.0/25.0	239623		
		■	25.0/29.0	245561 / 263514		
		■	28.0/32.0	248298		
		■	31.0/35.0	255975 / 263689		

H=62	H=65	H=75	H=80	H=85	H=90
45	42	32			
45	42	32	27	22	17
45	42	32	27	22	
45	42	32	27	22	
45	42	32	27	22	
45	42	32	27	22	
45	42	32	27	22	
45	42	32			
65	62	52	47	42	37

H=62	H=65	H=75	H=80	H=85	H=90
248354	250821				
		300041			
				229921	
199983		216347	278549	278550	
			213419	229923	
199985	135253	206293	251318	316185	197665
199984		206294	251319	316198	314957
197404		235693	211314		314953
		251316	211315		

NOZZLES Selective Soldering

Finger Conveyor = (M)
 Roller Conveyor = (R)
 Pin-and-Chain Conveyor = (K)

	max. nozzle height	variable z-axis		max. nozzle height	variable z-axis
ECOSELECT 1	≤ 90 mm (M)	≤ 57 mm (M)	SMARTFLOW	≤ 75 mm (M)	-----
ECOSELECT 2	≤ 75 mm (K)	≤ 57 mm (K)	VERSAFLOW 3	≤ 85 mm (R)	≤ 57 mm (R)
ECOSELECT 4	≤ 85 mm (R)	≤ 85 mm (R)	VERSAFLOW 4	≤ 85 mm (R)	≤ 85 mm (R)
ECOCELL	≤ 85 mm (R, K)	≤ 57 mm (R, K)	VERSAFLOW ONE	≤ 90 mm (K)	≤ 90 mm (K)

Height 47 mm, B22

<p>S NOZZLE 2.0/4.5, H=47, B22</p> <p>213510 1 Pc.</p>	<p>S NOZZLE 2.4/5.0, H=47, B22</p> <p>296767 1 Pc.</p>	<p>S NOZZLE 2.7/5.5, H=47, B22</p> <p>296788 1 Pc.</p>	<p>S NOZZLE 3.0/6.0, H=47, B22</p> <p>114609 1 Pc.</p>
<p>S NOZZLE 3.5/7.0, H=47, B22</p> <p>256501 1 Pc.</p>	<p>S NOZZLE 4.0/8.0, H=47, B22</p> <p>114611 1 Pc.</p>	<p>S NOZZLE 5.0/9.0, H=47, B22</p> <p>152894 1 Pc.</p>	<p>S NOZZLE 6.0/10.0, H=47, B22</p> <p>114613 1 Pc.</p>
<p>S NOZZLE 8.0/12.0, H=47, B22</p> <p>118615 1 Pc.</p>	<p>S NOZZLE 10.0/14.0, H=47, B22</p> <p>119274 1 Pc.</p>	<p>S NOZZLE 10.0/14.0, H=47, B22, CROSS</p> <p>257563 1 Pc.</p>	<p>S NOZZLE 12.0/16.0, H=47, B22</p> <p>208094 1 Pc.</p>

NOZZLES Selective Soldering

Finger Conveyor = (M)
 Roller Conveyor = (R)
 Pin-and-Chain Conveyor = (K)

	max. nozzle height	variable z-axis		max. nozzle height	variable z-axis
ECOSELECT 1	≤ 90 mm (M)	≤ 57 mm (M)	SMARTFLOW	≤ 75 mm (M)	-----
ECOSELECT 2	≤ 75 mm (K)	≤ 57 mm (K)	VERSAFLOW 3	≤ 85 mm (R)	≤ 57 mm (R)
ECOSELECT 4	≤ 85 mm (R)	≤ 85 mm (R)	VERSAFLOW 4	≤ 85 mm (R)	≤ 85 mm (R)
ECOCELL	≤ 85 mm (R, K)	≤ 57 mm (R, K)	VERSAFLOW ONE	≤ 90 mm (K)	≤ 90 mm (K)

Height 47 mm, B22

S NOZZLE 14.0/18.0, H=47, B22

190959 1 Pc.

S NOZZLE 16.0/20.0, H=47, B22, CROSS

245562 1 Pc.

S NOZZLE 16.0/20.0, H=47, B22, CROSS

263686 1 Pc.

S NOZZLE 18.0/20.0, H=47, B22

134354 1 Pc.

S NOZZLE 18.0/22.0, H=47, B22, CROSS

255046 1 Pc.

S NOZZLE 21.0/25.0, H=47, B22, CROSS

260489 1 Pc.

S NOZZLE 21.0/25.0, H=47, B22, CROSS

263020 1 Pc.

S NOZZLE 23.0/25.0, H=47, B22

239623 1 Pc.

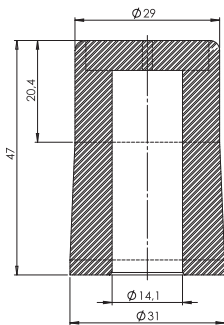
NOZZLES Selective Soldering

Finger Conveyor = (M)
 Roller Conveyor = (R)
 Pin-and-Chain Conveyor = (K)

	max. nozzle height	variable z-axis		max. nozzle height	variable z-axis
ECOSELECT 1	≤ 90 mm (M)	≤ 57 mm (M)	SMARTFLOW	≤ 75 mm (M)	-----
ECOSELECT 2	≤ 75 mm (K)	≤ 57 mm (K)	VERSAFLOW 3	≤ 85 mm (R)	≤ 57 mm (R)
ECOSELECT 4	≤ 85 mm (R)	≤ 85 mm (R)	VERSAFLOW 4	≤ 85 mm (R)	≤ 85 mm (R)
ECOCELL	≤ 85 mm (R, K)	≤ 57 mm (R, K)	VERSAFLOW ONE	≤ 90 mm (K)	≤ 90 mm (K)

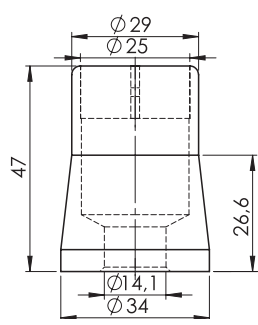
Height 47 mm, B22

S NOZZLE 25.0/29.0, H=47, B22, CROSS



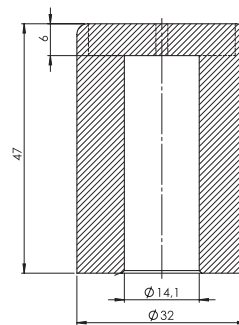
245561 1 Pc.

S NOZZLE 25.0/29.0, H=47, B22, CROSS



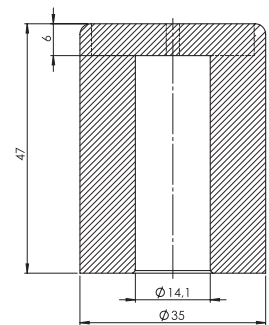
263514 1 Pc.

S NOZZLE 28.0/32.0, H=47, B22, CROSS



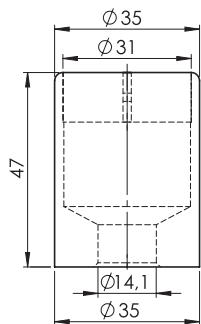
248298 1 Pc.

S NOZZLE 31.0/35.0, H=47, B22, CROSS



255975 1 Pc.

S NOZZLE 31.0/35.0, H=47, B22, CROSS

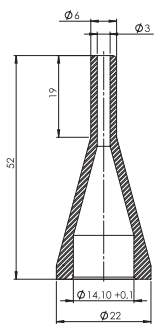


263689 1 Pc.

PLEASE NOTE:
 At a nozzle height of over 47 mm a consultation with Erska is recommended

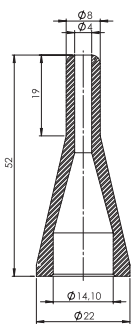
Height 52 mm, B22

S NOZZLE 3.0/6.0, H=52, B22



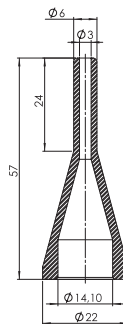
289012 1 Pc.

S NOZZLE 4.0/8.0, H=52, B22



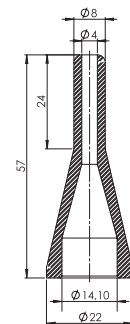
300889 1 Pc.

S NOZZLE 3.0/6.0, H=57, B22



130964 1 Pc.

S NOZZLE 4.0/8.0, H=57, B22



189478 1 Pc.

NOZZLES *Selective Soldering*

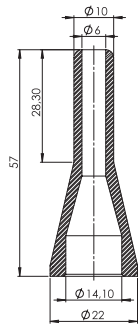
Finger Conveyor = (M)
 Roller Conveyor = (R)
 Pin-and-Chain Conveyor = (K)

	max. nozzle height	variable z-axis		max. nozzle height	variable z-axis
ECOSELECT 1	≤ 90 mm (M)	≤ 57 mm (M)	SMARTFLOW	≤ 75 mm (M)	-----
ECOSELECT 2	≤ 75 mm (K)	≤ 57 mm (K)	VERSAFLOW 3	≤ 85 mm (R)	≤ 57 mm (R)
ECOSELECT 4	≤ 85 mm (R)	≤ 85 mm (R)	VERSAFLOW 4	≤ 85 mm (R)	≤ 85 mm (R)
ECOCELL	≤ 85 mm (R, K)	≤ 57 mm (R, K)	VERSAFLOW ONE	≤ 90 mm (K)	≤ 90 mm (K)

Height 57 mm, B22

Height 62 mm, B22

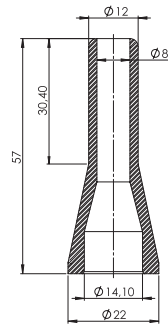
S NOZZLE 6.0/10.0, H=57, B22



189479

1 Pc.

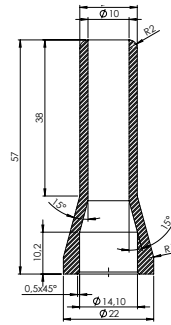
S NOZZLE 8.0/12.0, H=57, B14



203778

1 Pc.

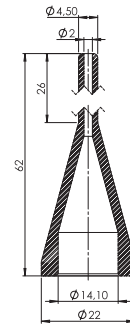
S NOZZLE 10.0/14.0, H=57, B14.1



320491

1 Pc.

S NOZZLE 2.0/4.5, H=62, B22

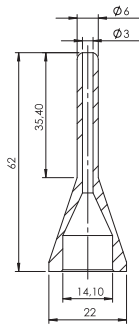


248354

1 Pc.

Height 62 mm, B22

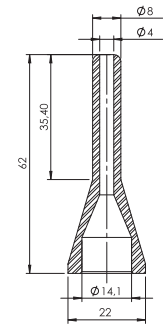
S NOZZLE 3.0/6.0, H=62, B22



199983

1 Pc.

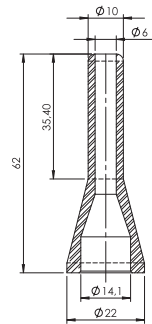
S NOZZLE 4.0/8.0, H=62, B22



199985

1 Pc.

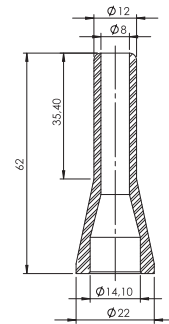
S NOZZLE 6.0/10.0, H=62, B22



199984

1 Pc.

S NOZZLE 8.0/12.0, H=62, B22



197404

1 Pc.

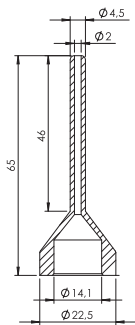
NOZZLES Selective Soldering

Finger Conveyor = (M)
 Roller Conveyor = (R)
 Pin-and-Chain Conveyor = (K)

	max. nozzle height	variable z-axis		max. nozzle height	variable z-axis
ECOSELECT 1	≤ 90 mm (M)	≤ 57 mm (M)	SMARTFLOW	≤ 75 mm (M)	-----
ECOSELECT 2	≤ 75 mm (K)	≤ 57 mm (K)	VERSAFLOW 3	≤ 85 mm (R)	≤ 57 mm (R)
ECOSELECT 4	≤ 85 mm (R)	≤ 85 mm (R)	VERSAFLOW 4	≤ 85 mm (R)	≤ 85 mm (R)
ECOCELL	≤ 85 mm (R, K)	≤ 57 mm (R, K)	VERSAFLOW ONE	≤ 90 mm (K)	≤ 90 mm (K)

Height 65 mm, B22

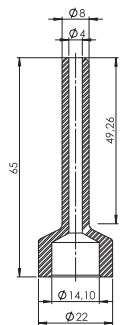
S NOZZLE 2.0/4.5, H=65, B22 .5



250821

1 Pc.

S NOZZLE 4.0/8.0, H=65, B22

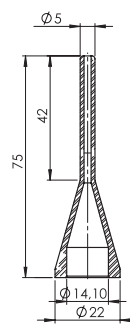


135253

1 Pc.

Height 75 mm, B22

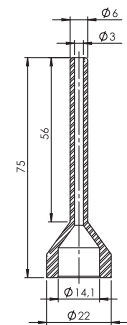
S NOZZLE 2.4/5.0, H=75, B22



300041

1 Pc.

S NOZZLE 3.0/6.0, H=75, B22

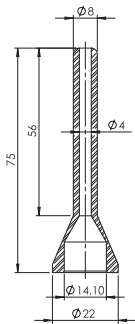


216347

1 Pc.

Height 75 mm, B22

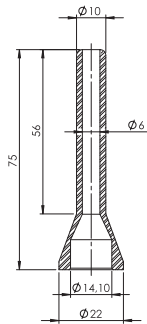
S NOZZLE 4.0/8.0, H=75, B22



206293

1 Pc.

S NOZZLE 6.0/10.0, H=75, B22

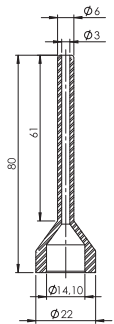


206294

1 Pc.

Height 80 mm, B22

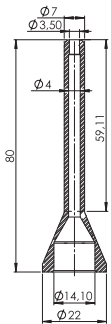
S NOZZLE 3.0/6.0, H=80, B22



278549

1 Pc.

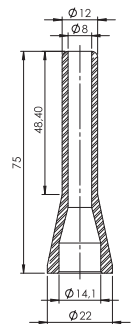
S NOZZLE 3.5/7.0, H=80, B22



213419

1 Pc.

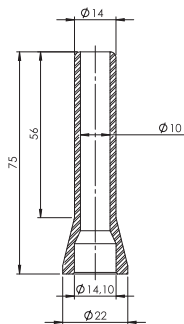
S NOZZLE 8.0/12.0, H=75, B22



235693

1 Pc.

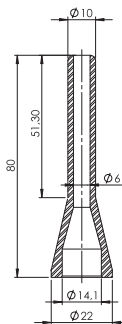
S NOZZLE 10.0/14.0, H=75, B22



251316

1 Pc.

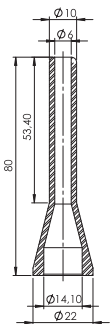
S NOZZLE 6.0/10.0, H=80, B22



211313

1 Pc.

S NOZZLE 6.0/10.0, H=80, B22



251319

1 Pc.

NOZZLES Selective Soldering

Finger Conveyor = (M)
 Roller Conveyor = (R)
 Pin-and-Chain Conveyor = (K)

	max. nozzle height	variable z-axis		max. nozzle height	variable z-axis
ECOSELECT 1	≤ 90 mm (M)	≤ 57 mm (M)	SMARTFLOW	≤ 75 mm (M)	-----
ECOSELECT 2	≤ 75 mm (K)	≤ 57 mm (K)	VERSAFLOW 3	≤ 85 mm (R)	≤ 57 mm (R)
ECOSELECT 4	≤ 85 mm (R)	≤ 85 mm (R)	VERSAFLOW 4	≤ 85 mm (R)	≤ 85 mm (R)
ECOCELL	≤ 85 mm (R, K)	≤ 57 mm (R, K)	VERSAFLOW ONE	≤ 90 mm (K)	≤ 90 mm (K)

Height 80 mm, B22

S NOZZLE 8.0/12.0, H=80, B22

211314 1 Pc.

S NOZZLE 10.0/14.0, H=80, B22

211315 1 Pc.

Height 85 mm, B22

S NOZZLE 3.0/6.0, H=85, B22

278550 1 Pc.

S NOZZLE 3.5/5.6, H=85, B22

229921 1 Pc.

Height 85 mm, B22

S NOZZLE 3.5/7.0, H=85, B22

229923 1 Pc.

S NOZZLE 4.0/8.0, H=85, B22

316185 1 Pc.

Height 90 mm, B22

S NOZZLE 4.0/8.0, H=90, B22

197665 1 Pc.

S NOZZLE 6.0/10.0, H=90, B22

314957 1 Pc.

S NOZZLE 6.0/10.0, H=85, B22

316198 1 Pc.

S NOZZLE 8.0/12.0, H=90, B22

314953 1 Pc.

NOZZLES *Selective Soldering*

Finger Conveyor = (M)
 Roller Conveyor = (R)
 Pin-and-Chain Conveyor = (K)

	max. nozzle height	variable z-axis		max. nozzle height	variable z-axis
ECOSELECT 1	≤ 90 mm (M)	≤ 57 mm (M)	SMARTFLOW	≤ 75 mm (M)	-----
ECOSELECT 2	≤ 75 mm (K)	≤ 57 mm (K)	VERSAFLOW 3	≤ 85 mm (R)	≤ 57 mm (R)
ECOSELECT 4	≤ 85 mm (R)	≤ 85 mm (R)	VERSAFLOW 4	≤ 85 mm (R)	≤ 85 mm (R)
ECOCELL	≤ 85 mm (R, K)	≤ 57 mm (R, K)	VERSAFLOW ONE	≤ 90 mm (K)	≤ 90 mm (K)

Height 47 mm, B36

<p>S NOZZLE 2.5/4.0, H=47, B36</p> <p>33143 1 pc.</p>	<p>S NOZZLE 3.0/4.5, H=47, B36</p> <p>6isk47957021a 1 pc.</p>	<p>S NOZZLE 3.0/6.0, H=47, B36</p> <p>6isk47957020a 1 pc.</p>	<p>S NOZZLE 3.5/10.0, H=47, B36</p> <p>25420 1 pc.</p>
<p>S NOZZLE 4.0/8.0, H=47, B36</p> <p>6isk47957022a 1 pc.</p>	<p>S NOZZLE 8.0/12.0, H=47, B36</p> <p>25421 1 pc.</p>	<p>S NOZZLE 10.0/14.0, H=47, B36</p> <p>6isk47957023 1 pc.</p>	<p>S NOZZLE 12.0/16.0, H=47, B36</p> <p>96112 1 pc.</p>

Height 56 mm, B36

<p>S NOZZLE 3.0/4.5, H=56, B36</p> <p>64673 1 pc.</p>	<p>S NOZZLE 4.0/8.0, H=56, B36</p> <p>64654 1 pc.</p>
--	--

Height 58 mm, B36

<p>S NOZZLE 3.0/6.0, H=58, B36</p> <p>137134 1 pc.</p>

Height 75 mm, B36

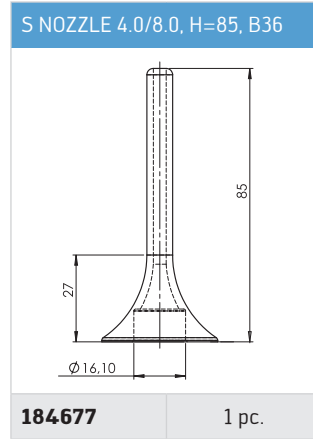
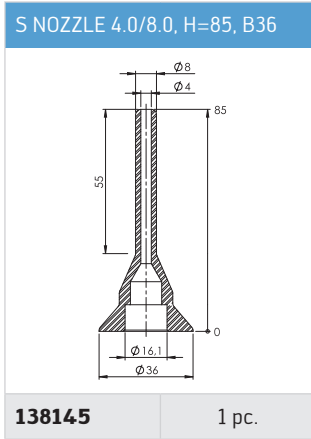
<p>S NOZZLE 4.0/8.0, H=75, B36</p> <p>184678 1 pc.</p>

NOZZLES Selective Soldering

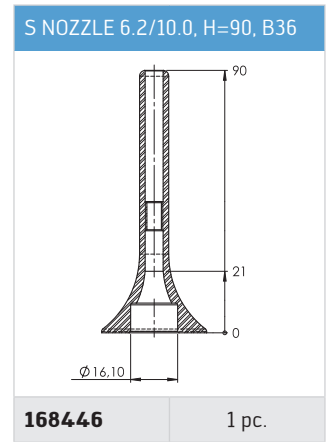
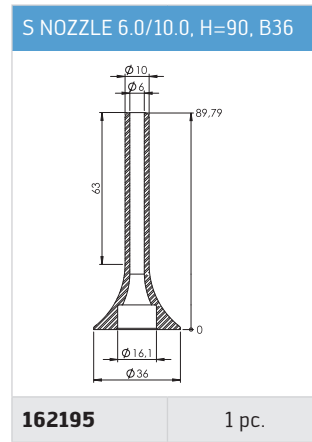
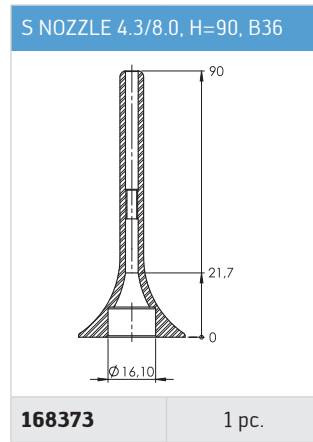
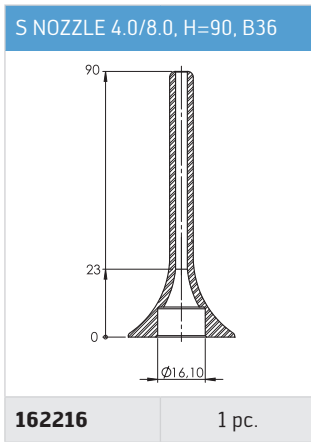
Finger Conveyor = (M)
 Roller Conveyor = (R)
 Pin-and-Chain Conveyor = (K)

	max. nozzle height	variable z-axis		max. nozzle height	variable z-axis
ECOSELECT 1	≤ 90 mm (M)	≤ 57 mm (M)	SMARTFLOW	≤ 75 mm (M)	-----
ECOSELECT 2	≤ 75 mm (K)	≤ 57 mm (K)	VERSAFLOW 3	≤ 85 mm (R)	≤ 57 mm (R)
ECOSELECT 4	≤ 85 mm (R)	≤ 85 mm (R)	VERSAFLOW 4	≤ 85 mm (R)	≤ 85 mm (R)
ECOCELL	≤ 85 mm (R, K)	≤ 57 mm (R, K)	VERSAFLOW ONE	≤ 90 mm (K)	≤ 90 mm (K)

Height 85 mm, B36



Height 90 mm, B36



LUBRICANTS

and Cleaning Products

Unless specified otherwise in the product description, order numbers refer to a packing unit (pu) of 1 piece.




Lubricants

Figure	Description	Order No.
	High-temperature cain oil	
	LUBCON – special oil, Turmofluid 40B, 0.4 l spraycan	6X0EL24-0.4S
	LUBCON – special oil, Turmofluid 40B, 0.5 l bottle	6X0EL24-0.5
	High-temperature grease UH1-96-402	
	Delivery in 80 g tubes	171146
	OKS 250 g metal-free multi paste	
	250 g can	210939
	80 g tube and 5 lube brushes	211218
	80 ml tube – not suitable for selective soldering when in contact with solder	216540
	Grease TAS-WT up to 1400 °C – 100 g tube	
	LUBCON – special lubricant, TURMOPAST TAS WT, paste without dropping points. Temperature application range -30 °C up to +1400 °C (higher than 200 °C: the paste turns to a dry lubrication)	28444
	Spindle grease, 50 g	
	NBU 15 for lubrication of the shaft from the z-axis (flex and dip module) in selective and wave soldering machines	210860
	Grease gun filled with Isoflex NBU15	
	Contains 50 g grease	210996
	Lubrication set Isoflex NBU15	
	50 g tube and lube brush	214163
	Grease Klueber Microlube GL 261, 40 g	
	Lubrication of linear track with high stress	210862
	Brush for grease	
	Brush for grease	211209

Lubricants

Figure	Description	Order No.
	Grease gun	
	Pressol plunger push press with cupped and pointed adapter, connection thread M10x1, size 80 cm ³ , AD43 mm, L = 140 mm	92159
	Klüberplex BEM 34-132	
	1 kg can	343055
	Grease gun	
	Empty for parker axis VERSAFLOW 4	343049
	Hand lever grease gun with snout (empty)	
	For z-axis of the selective solder pot	343056


Cleaning products

Figure	Description	Order No.
	ESD cleaner, 1 l	
	For cleaning of ESD-plates – not suitable for acrylic plates	211125
	Cleaning set acrylic plates + ESD foil	
	ESD cleaner with high-performance microfibre cloth	211214
	Cleaning cloth Vermop Softy	
	For cleaning of acrylic glass panes in machine covers in conjunction with cleaner 211125	211207
	Cleaning cloth for spray heads	
	Lint-free cleaning cloth, size 100 mm x 100 mm	17231
	Sygot cleaner, 5 l can	
	Cleaner for high contamination especially in reflow- and wave soldering machines	302619


FLUXES

Unless specified otherwise in the product description, order numbers refer to a packing unit (pu) of 1 piece.


Low-residue No-Clean fluxes

Figure	Description	Order No.
	Flux IF 2005M	
	1.8% solid content suitable for leaded and lead-free wave soldering	
	10 l can	4FMJF2005-10
	25 l can	4FMJF2005-25
	200 l barrel	4FMJF2005-200
	Thinner IF TT2005M	
	Thinner for IF 2005M	
	10 l can	4HMJT2005-10
	25 l can	4HMJT2005-25
	Flux IF TS15	
	1.5% solid content, foamable	
	10 l can	4FMJFTS15-10
	25 l can	4FMJFTS15-25
	200 l barrel	4FMJFTS15-200
	Thinner E3226	
	Thinner for IF TS15 and IF TS18	
	5 l can	4HMVER-5
	20 l can	4HMVER-20
	Flux RA200, 5 l can	
	4.5% solid content, halogen-free activated, no resins	4FMRA200-5
	Flux RA201, 5 l can	
2% solid content, halogen-free activated, no resins	4FMRA201-5	
Thinner for Flux RA201, 5 l can		
5 l can. Transport information: GGVSE/ADR as of 1.1.2003 UN No. 1993, flammable liquid substance n.o.s. Contains ethanol and isopropanol, 3, VPII, special provision 640 D, transport category 2, WGK 1	4HMVER201-5	
Flux IF 2005K		
2.5% solid content, suitable for lead-free wave soldering and leaded selective soldering		
1 l bottle	4FMJF2005K-1	
10 l can	4FMJF2005K-10	
25 l can	4FMJF2005K-25	
Flux IF 2005C		
3.4% solid content, suitable for leaded and lead-free selective soldering		
1 l bottle	4FMJF2005C-1	
10 l can	4FMJF2005C-10	
25 l can	4FMJF2005C-25	

Water based fluxes

Figure	Description	Order No.
	Flux IF 2009 MLF	
	3.6% solid content, ultralow solder balling, suitable for wave and selective soldering	
	1 l can	4FMMLF2009-1
	10 l can	4FMMLF2009-10
	Flux Pacific IF 2009M	
	3.7% solid content, low residues, high compatibility with conformal coating, suitable for wave and selective soldering	
	1 l bottle	4FMJF2009-1
	10 l can	4FMJF2009-10
	25 l can	4FMJF2009-25
	Flux Pacific IF2009	
	2.5% solid content	
	10 l can	4FMJF2009-2.5-10
	25 l can	4FMJF2009-2.5-25
	Flux Pacific IF 2010F	
	2.5% solid content, low residues, high compatibility with conformal coating, suitable for wave soldering and foam fluxing	
	1 l bottle	4FMJF2010-1
	10 l can	4FMJF2010-10
Flux IF 2040		
6.5% solid content, low residues high compatibility with conformal coating, suitable for selective soldering		
1 l bottle	4FMJF2040-1	
10 l can	4FMJF2040-10	
25 l can	4FMJF2040-25	

Fluxes for special applications

Figure	Description	Order No.
	Flux GR8, 5 l can	
	14.5% solid content, halogen-free activated, resins contained	4FMGR8-5
	Flux R8, 5 l can	
	15% solid content, activated with organic halogens, resins contained	4FMR8-5
	Thinner E3226	
	5 l can	4HMVER-5
20 l can	4HMVER-20	

SOLDER BATH


Maintenance

Unless specified otherwise in the product description, order numbers refer to a packing unit (pu) of 1 piece.













General solder bath maintenance

Figure	Description	Order No.
	Service gloves (pair)	
	For the hot area	
	Size M	6HDSGLGEW-289
	Size L	6HDSGLGEW-290
	Mold for alloy analysis	
	For the tin analysis at Erska	6ISK714-05A
	Brush flat 25 mm x 7 mm, Istle green	
		317108
	Brush flat 25 mm x 7 mm, Istle blue	
		317109
	Brush flat 35 mm x 12 mm, Istle green	
		317110
	Brush flat 35 mm x 12 mm, Istle blue	
		317111
	Brush flat 60 mm x 20 mm, Istle green	
		317113
	Brush flat 60 mm x 20 mm, Istle blue	
		317114
	Brush flat 25 mm x 7 mm, China-bristle	
		317115
	Brush flat 35 mm x 12 mm, China-bristle	
		317116
	Brush flat 60 mm x 20 mm, China-bristle	
		317117

Solder bath Maintenance Wave

Figure	Description	Order No.
	De-Drossing Tool for Solder Pot	
	For wave and dip soldering modules including special tool with L2C coated surfaces for lead solder. Consisting of 13 tools to maintain the solder bath	
	Blue	123551
	Green	265515

Solder bath maintenance: wave soldering











Figure	Description	Order No.
	Solder ladle	
	Suitable for removal of fluid solder from the solder bath, for example for alloy analysis	6ISK714-01
	Solder scrapper, blue	
	This tool is used together with the dross remover, an optimal tool to separate the oxides from the useful solder	6ISK714-03
	Dross remover, blue	
		100692
	Multigrip pliers (pair)	
	240 mm length	6ZT00095
	Scraper, flexible	
		100676
	Brush flat sor. 40 1"	
		6ZT00073
	Spatula, w=150 mm, blue	
		100449
	Silicone brush	
		112539
	Silicone scraper	
	Small	112541
	Large	112540
	Wooden scraper	
		112537
	Cover oil HAT (Pump drive) 1 l Tin	
	1 l can for the covering of the pump drive in wave soldering machines, prevents surface oxidation, is synthetic and oil-free	4HMHT
	Removing tool with interlocking	
	Nozzle removing tool for Erska wave nozzles	12555
	Red oxide paint 750 g/can	
	For painting of moulding solder pots to protect them from pitting due to the lead-free soldering	4HMFARBE

SOLDER BATH



Maintenance

Unless specified otherwise in the product description, order numbers refer to a packing unit (pu) of 1 piece.

Solder bath maintenance: selective soldering

Figure	Description	Order No.
	De-drossing tool set for mini wave pot	
	Consisting of: 3x brush flat sor. 40.1" (6ZT0073) 1x Service gloves (pair), size L (6HDSGLGEW-290) 1x Ladle for feeding pipe, blue (100613) or green (299969) 1x scraper, flexible (100676) 1x spoon to remove dross in VERSAFLOW pot (100604)	
	Blue	4SNP00-ZB0-010
	Green	265539
	Solder ladle	
	Square solder pots	332154
	Ladle for feeding pipe DIP	
	Blue	253480
	Green	297440
		Nozzle removal tool
For selective nozzles standard and thin		6ISK47957091
	Combi tool for nozzle removal	
	Optimal combi tool to remove the nozzle and the gaasing ring of selective soldering machines	6ISK47957090A
	Nozzle removal tool	
		3ZT00164
	Cleaning paste IF930 for nozzles	
	For cleaning / activation of wetttable selective nozzles	
	10 ccm	179904
	30 ccm	179905
	Cleaning brush for nozzles, diameter 2.5 mm	
	Twisted brush with stainless steel bristles 2.5 mm brush, diameter, brush length: 120 mm, total length: 300 mm	258787
	Cleaning brush for nozzles, diameter 6 mm	
		247811

Solder bath Maintenance Selective











Figure	Description	Order No.
	Brush for tube ø =3 mm	
	stainless steel bristles, tread M4	47700
	Brush for tube ø =5 mm	
	stainless steel bristles, tread M6	47701
	Brush for tube ø =8 mm	
	stainless steel bristles, tread M6	47702
	Brush for tube ø =10 mm	
	stainless steel bristles, tread M6	47703
	Handle, 2.8 – 4 mm, synthetic material	
		47704
	Handle 2.8 – 4 mm black-synthetic	
		47705
	Tray for solder module	
		243401
	Spoon to remove dross in VERSAFLOW pot	
		100604
	Dispensing needle, ø =1.63/1.35, l=25.4, viol	
	For rework paste solder nozzles VERSAFLOW	103556
	Cleaning tool set for solder nozzles	
	Tool set for cleaning and activation of solder nozzles	106249
	Consisting of: 2x Cleaning paste IF930 (order no. 179904, HS code 38109090) 5x Dispensing needle (order no. 103556, HS code 73181590) 1x Brush for tube (order no. 47703, HS code 96035000) 1x Handle for tube brush (order no. 47704, HS code 84879090) 1x Cleaning brush (order no. 213024, HS code 96039099)	
	Needle 90° LL Nr. 14 Id 1.6 mm	
		130271

FLUXER






Accessories

Unless specified otherwise in the product description, order numbers refer to a packing unit (pu) of 1 piece.







Fluxer selective soldering systems

Figure	Description	Order No.
	Spray head Flux-jet II – 130 micrometer	6FLX-REA06-4
	Spray head Flux-jet II – 1/180 micrometer	6FLX-REA08-4
	Spray head Flux-jet II – 1/270 micrometer	6FLX-REA07-4
	Sealing ring for Wedotec – spray head For nozzle plate of the spray heads 6FLX-REA06, 6FLX-REA08 and 6FLX-REA07	82240
	Spring part with sealing, Wedotec For spray heads 6FLX-REA06, 6FLX-REA08 and 6FLX-REA07	156252
	Wear set Flux-Jet, Wedotec Consisting of: 2x nozzle plate sealing 2x fixing screws for nozzle plate 2x safety washer 1x spring	156183
	Cleaning needle 130 – 350 micrometer For cleaning the nozzle plates of spray heads of VERSAFLOW and ECOCELL selective soldering machines	17233
	2 l pressure tank, V4A, 1.4404 Pressure tank for selective soldering machines	234045
	Flux container VERSAFLOW 4, 2 l	274239
	Float switch For spray pressure tank	203148

Fluxer selective soldering systems

Figure	Description	Order No.
	Level sensor Capacitive level sensor for older pressure tanks	6FLX-SPR-12
	High-precision pressure regulator, 0.05 – 2 bar Pressure regulator for pressure tank 234045	101992
	Pressure valve For pressure tank 234045	205266
	Manometer 0 – 2.5 bar, 1/8" For pressure tank 234045	125875
	PTFE Sealing, 1/4", 25 % carbon For pressure tank 234045	259583
	Cleaning needle for nozzle 130 – 270 μ For spray heads of the VERSAFLOW and ECOSELL selective soldering machines	78722

Fluxer POWERFLOW series






Figure	Description	Order No.
	Spray head, flood gate KA-2/SW jet Nozzle: 0.3 mm Nozzle: 0.5 mm	110089 184409
	Quick change holder, spray head KA-2/SW For spray heads 110089 and 184409	110091
	Spray head complete, flood gate Set with spray head and quick change mount	110095
	Repair kit, small For spray head 110089	138113
	Repair kit, big For spray head 110089	138111
	Repair kit, small For spray head 184409	337923

FLUXER

Accessories

Unless specified otherwise in the product description, order numbers refer to a packing unit (pu) of 1 piece.

Fluxer POWERFLOW series

Figure	Description	Order No.
	Repair kit, sealing For spray head holder (110091), contains all installed seals	164292
	Nozzle 0.3 mm Fluid nozzle for 110089, with 0.3 mm diameter	207521
	Needle 0.2 / 0.3 mm Needle for spray head 110089, with 0.3 mm fluid nozzle	245214
	Flux head 0.5 mm Fluid nozzle with 0.5 mm for gate spray head, use only in conjunction with the suitable needle 235322!	235321
	Needle for flux head inox 1.4571 Needle for gate spray head, use only in conjunction with the fluid nozzle 235321!	235322
	Spray head, flood gate jet / needle 0.5 Set with needle and fluid nozzle 0.5 mm for gate spray head, for conversion from 0.3 mm to 0.5 mm diameter	136796
	Pressure spring 0.7x13.5 mm For spray head 110089	233202
	O-ring, 2.9 x 1.78 mm, Viton	234130
	O-ring, 8.5 x 1.8 mm, Viton	234132
	O-ring, 5 x 1 mm, Viton	236550

Fluxer POWERFLOW series

Figure	Description	Order No.
	O-ring, 3x1 mm	271979
	O-ring, 18x1.5 mm	246024
	Cap ring, 23x10 mm	266004
	Spray nozzle air cap, 60°, stainless steel	224571

Fluxer ETS, EWS and NWAWE series

Figure	Description	Order No.
	Spray unit	6ISK171009
	Spray head repair kit Contains all seals and needle	6FLXSPR-14
	Spray nozzle 2050 (stainless steel) Replacement fluid nozzle for standard spraying systems	6FLXSPR-02
	Spray nozzle 1650 (stainless steel) Fluid nozzle for spraying systems for reduced flux application	6FLXSPR-02-S1
	Spray nozzle 2850 (stainless steel) Fluid nozzle for spraying systems for increased flux application	6FLXSPR-02-S2
	Air nozzle 67228, 45°, stainless steel	6FLXSPR-03

FOAM FLUXER/ Sensor Shuttle

Unless specified otherwise in the product description, order numbers refer to a packing unit (pu) of 1 piece.

Foam fluxer





Figure	Description	Order No.
	Foam tube 25 mm, ø 41 mm Average pore size 10 µm, foam tube packed individually for dust protection	6IN131
	Foam tube 330 mm, ø 41 mm Average pore size 10 µm, foam tube packed individually for dust protection	6IN045-1

Figure	Description	Order No.
	Foam tube 400 mm, ø 41 mm Average pore size 10 µm, foam tube packed individually for dust protection	6IN045-2
	Foam tube 450 mm, ø 41 mm Average pore size 10 µm, foam tube packed individually for dust protection	6IN045-3

PTP® measuring boards











Figure	Description	Order No.
	Measuring electronics + PTP® software 8 channels, real-time data, for reflow convection, wave, selective, gen. temp.-time profiles, measuring range 150 – 1,350 °C Consisting of: 1x PTP® electronics + software 1x calibration PTP® electronics (incl. certificate with DKD reference) 1x aluminium case with insert for electronics and shuttle 8x thermo couples K-type sensor L= 300mm 1x USB stick, 4 GB	0GP-ME001
	Measuring electronics VP/VAC + software Height 4 or 5 cm, 8 channels, real-time radio data transmission, for use in vapor phase and vacuum reflow soldering systems, (incl. vacuum chamber)	0GP-ME002
	Shuttle / E-carrier / thermal protection The PTP®-Shuttle is designed for the reflow measurement board as well as for the location behind the PCB and realizes the thermal protec- tion for the PTP® electronics, which is particularly necessary during the reflow process	0GP-SH002


Figure	Description	Order No.
	Measuring board Selective Standard 300 mm x 330 mm [WxL], 8 sensors	0GP-SE001
	Measuring board Reflow VAC Standard 280 mm x 327 mm [WxL], 8 sensors	0GP-VA001
	Carrier plate for vacuum shuttle 280 mm x 400 mm [WxL]	0GP-SH-V-2840
	Carrier plate for vacuum shuttle 530 mm x 400 mm [WxL]	0GP-SH-V-5340
	Carrier plate for vacuum shuttle 630 mm x 400 mm [WxL]	0GP-SH-V-6340
	Measuring board Reflow V5 Standard 300 mm x 390 mm [WxL], 8 sensor, use of center support	0GP-RE001
	Measuring board Wave V6 Standard 300 mm x 330 mm [WxL], 8 sensors, Profile optimization	0GP-WE001

FOAM FLUXER/ Sensor Shuttle

Unless specified otherwise in the product description, order numbers refer to a packing unit (pu) of 1 piece.

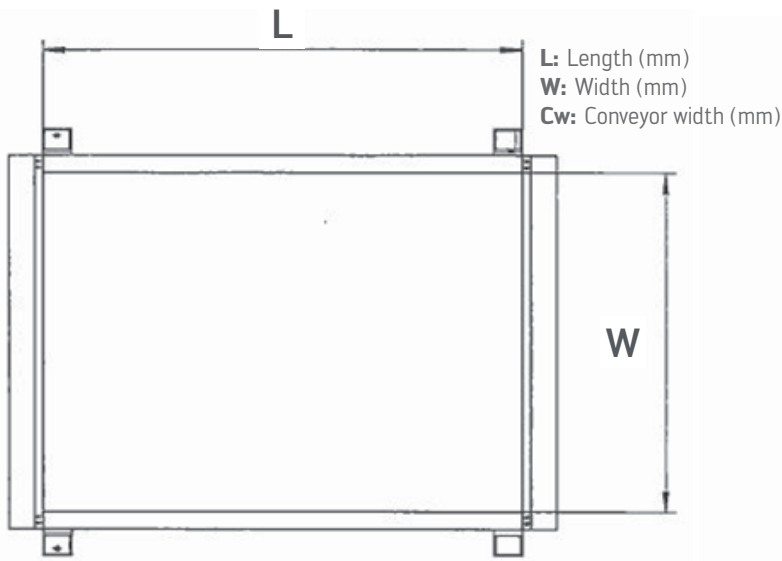
PTP® measuring boards

Figure	Description	Order No.
	Thermocouple Ni/CrNi with plug Thermal element with plug for Ersas sensor shuttle 500 mm length	6ETHE2x0.20/500
	Thermocouple cable Ni/CrNi Yard goods	6ETHE2x0.20NI
	Thermocouple compensation cable Yard goods	6ETHE2x0.50NI
	Thermo plug "K" Jumo, male For connection of the thermal sensor cable at the Ersas sensor shuttle	6ETHE-NI-ST
	Thermo coupling "K" Jumo, female Counterpart of thermal plug 6ETH-NI-ST	6ETHE-NI-KU
	Kapton adhesive tape 10 mm 25 mm High-temperature tape to fix thermal sensors on the temporary measurement board	6ZT00160 3RRKAPTON
	Service gloves (pair) For the hot area Size M Size L	6HDSGLGEW-289 6HDSGLGEW-290
	K-type thermocouple PFA/insulation (+260 °C) 2x 0.03 mm / L=300 mm Fibreglass insulation (+320 °C) 2x 0.2 mm / L=300 mm Fibreglass insulation (+320 °C) 2x 0.2 mm / L=400 mm Fibreglass insulation (+320 °C) 2x 0.2 mm / L=500 mm	339701 339702 339703 340109
	K-type sheathed thermocouple Inconel® (+320 °C), D=0.5 mm / L=150 mm Inconel® (+320 °C), D=0.5 mm / L=200 mm Inconel® (+320 °C), D=0.5 mm / L=250 mm Inconel® (+320 °C), D=0.5 mm / L=300 mm Inconel® (+320 °C), D=0.5 mm / L=400 mm Inconel® (+320 °C), D=0.5 mm / L=500 mm	340082 340083 340085 340086 340000 340087

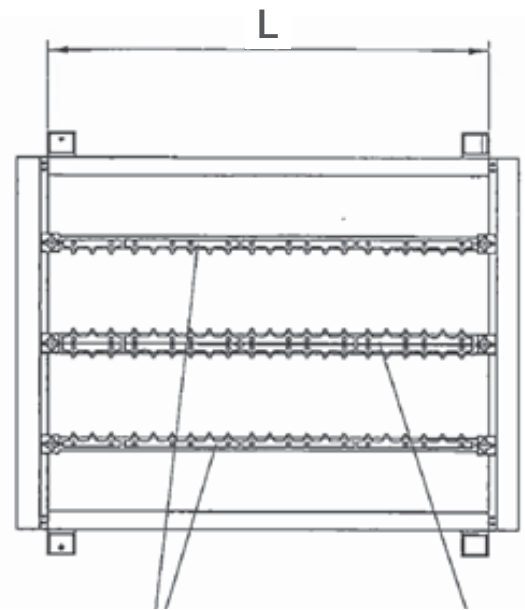
Figure	Description	Order No.
	1 set, 8 K-type thermocable, fibreglass insulation (M-F +320 °C) Without labelling, graduated lengths: 2x 120 mm 2x 150 mm 2x 180 mm 2x 220 mm	340393
	Without labelling, graduated lengths: 4x 150 mm 4x 200 mm	341242
	Labelling 1 – 8 graduated lengths: 220 mm – 350 mm	340149
	L= 400 mm, labelling 1 – 8	341245
	L= 400 mm, without labelling	341247
	1 set, 8 K-type thermocables, PTFE insulation (M-F, +260 °C) L= 250 mm, labelling 1 – 8 L= 350 mm, labelling 1 – 8	340160 339318
	Accessoirs Antenna 50R/SMA-M RX, Knuckle (+80 °C) Antenna 50R/SMA-M TX, Stub (+80 °C) Data cable USB 2.0 (A to Mini B) 1.8 m On/Off switch (miniature plug M, +320 °C, shortcut) USB charging adapter, 1.8 m (USB A – miniature plug F) SMA antenna cable, 50R Li-Ion-battery	223683 201950 341288 341289 341290 341729 212495

SOLDER FRAMES

Unless specified otherwise in the product description, order numbers refer to a packing unit (pu) of 1 piece.



Wave soldering machine



Clamp Bars

Double clamp bar

Wave soldering machines: conveyors

L: Length	W=370, Cw=330	W=440, Cw=400	W=540, Cw=500
Standard conveyor:			
360 mm	4LRM360-3SC-F	4LRM360-4SC-F	4LRM360-5SC-F
420 mm	4LRM420-3SC-F	4LRM420-4SC-F	4LRM420-5SC-F
500 mm	4LRM500-3SC-F	4LRM500-4SC-F	4LRM500-5SC-F
600 mm	4LRM600-3SC-F	4LRM600-4SC-F	4LRM600-5SC-F

Notice: Not suitable for ETS 330 soldering machine with only one conveyor drive chain!

Segmented Conveyor:

420 mm	4LRM420-3SC-FL	4LRM420-4SC-FL	4LRM420-5SC-FL
500 mm	4LRM500-3SC-FL	4LRM500-4SC-FL	4LRM500-5SC-FL
600 mm	4LRM600-3SC-FL	4LRM600-4SC-FL	4LRM600-5SC-FL

Notice: Solder frame for Ersas POERFLOW with segmented conveyor.

Wave soldering machines, 250 mm working width

Figure	Description	Order No.
	Solder frame ETS 250	
	Length 360 mm	4LRM360-250
	Length 420 mm	4LRM420-250
	Length 500 mm	4LRM500-250
	Solder frame ETS 250A	
	Length 360 mm, VA	4LRM360-250A
	Length 500 mm, VA	4LRM500-250A
	Length 600 mm, VA	4LRM600-250A

Wave soldering machines: side/center bars

L: Length	Side bars	Center bars
360 mm	4KLE00-360-000	4DKLE0-360-000
420 mm	4KLE00-420-000	4DKLE0-420-000
500 mm	4KLE00-500-000	4DKLE0-500-000
600 mm	4KLE00-600-000	4DKLE0-600-000










Spare parts, 250 mm working width

Figure	Description	Order No.
	Side bars ETS 250	
	Length 360 mm	4KLE25-360-000
	Length 420 mm	4KLE25-420-000
	Length 500 mm	4KLE25-500-000
	Center bars ETS 250	
	Length 360 mm	4DKLE2-360-000
	Length 420 mm	4DKLE2-420-000
	Length 500 mm	4DKLE2-500-000

SOLDER FRAMES

Unless specified otherwise in the product description, order numbers refer to a packing unit (pu) of 1 piece.

Spare parts, 330 – 500 mm working width

Figure	Description	Order No.
	Support profile	
	Support profile front left	6IN512-0
	Support profile front right	6IN513-0
	Support profile back right	6IN526-0
	Support profile back left	6IN527-0
	Profile for segmented conveyor	
	Profile front left	118115
	Profile front right	118119
	Profile back right	118121
	Profile back left	118123
	Movable support rail	
	To support PCBs in Erska solder frame	
	330 mm working width	4ZH-330
	400 mm working width	4ZH400
	500 mm working width	4ZH500
	Rail for solder frames	
	Like 4ZH-330 – only rail	
	330 mm working width	6ISK275-02
	400 mm working width	6ISK275-03
	500 mm working width	6ISK275-04
	Mounting plate	
	For movable support, on-sided PCB holder	6IN490
	Center mounting plate	
	For movable support, two-sided PCB holder	6IN490-1
	Clamping clip 130 mm, 6 fingers, spring steel	
	Clip for center- and sidebar to rivet on	6IN127
	Clamping clip 65 mm, 3 fingers, spring steel	
	Clip for center- and sidebar to rivet on	6IN126
	Screw-star handle M4x16, stainless steel	
	For the clamping assembly of the Erska center- and sidebar	29548






Selective soldering machines

Figure	Description	Order No.
	Solder frame SMARTFLOW 2020	
	Universal frame	281460
	Rack PCB receptacle SMARTFLOW – 508 mm	296292
	Solder frame ECOSELECT 1	
	Universal frame 406 x 508 mm	226137
	Longitudinal rack for ECOSELECT 1 – universal adapter	253083
	Universal frame 508 x 508 mm	245124




STENCIL PRINTERS

Unless specified otherwise in the product description, order numbers refer to a packing unit (pu) of 1 piece.

Stencil printers

Figure	Description	Order No.
	Squeegees	
	200 mm set of squeegees (mil.)	188185
	250 mm set of squeegees (mil.)	176177
	300 mm set of squeegees (mil.)	176179
	350 mm set of squeegees (mil.)	176180
	400 mm set of squeegees (mil.)	176181
	450 mm set of squeegees (mil.)	188300
	500 mm set of squeegees (mil.)	183831
	550 mm set of squeegees (mil.)	189797
	600 mm set of squeegees (mil.)	272843
	650 mm set of squeegees (mil.)	286163
	700 mm set of squeegees (mil.)	286164
	Vacuum rails	
	Vacuum rail 250 mm	336684
	Vacuum rail 380 mm	336683
	Vacuum rail 420 mm	354887
	Vacuum rail 500 mm	336681
	Vacuum rail 560 mm	336680
	Vacuum rail 600 mm	344643
	Vacuum rail 700 mm	336678
	Cleaning paper	
	Cleaning tissue roll 50, plastic core	186759
	270 mm, roll, 11 m length	157365
	400 mm, roll, 11 m length	157397
	440 mm, roll, 11 m length	361614
	520 mm, roll, 11 m length	212275
	580 mm, roll, 11 m length	157398
	700 mm, roll, 11 m length	192203
	Support pins	
	Support pin	121304
	Support pin (18 dm, black)	352494
	Vacuum support pin	
	5 Vacuum support pins	335935

Stencil printers

Figure	Description	Order No.
	Support blocks	
	400 mm	130313
	HD Grid-Lok	
	HD Grid-Lok-system/ 2-rowed/ l=305 mm	142267
	HD Grid-Lok-system/ 2-rowed/ l=457 mm	160047
	Additional module, 305 mm	142273
	Additional module, 457 mm	142276
	VarioGrid	
	VarioGrid support system 3x l=425 mm, w=44 mm	148051
	VarioGrid support system 3x l=326 mm, w=44 mm	154132
	VarioGrid system module l=425 mm, w=44 mm	148046
	VarioGrid system module l=326 mm, w=44 mm	154134
	VarioGrid system module l=425 mm, w=22 mm	148047
	VarioGrid system module l=326 mm, w=22 mm	154133
	VarioGrid control – manual operation	153789
	VarioGrid Automatic / Control (E)	202121
	VarioGrid optical sensor (Automatic / Control (E))	202122
	QTZ module	
	QTZ Kit 4 modules + control unit, 305 mm	224609
	QTZ Kit 4 modules + control unit, 381 mm	224426
	QTZ Kit 4 modules + control unit, 457 mm	224611
	Quik Tool QTZ9912 additional module	226929
Quik Tool QTZ9915 additional module	226930	
Quik Tool QTZ9918 additional module	226931	

AUXILIARIES and Supplies

Unless specified otherwise in the product description, order numbers refer to a packing unit (pu) of 1 piece.

Auxiliaries and Supplies

Figure	Description	Order No.
	Leak detection spray, no. 4861105 400 ml can	6ZT-SPRAY02
	Epoxy glue, tube, no. 071045600 Two components glue for example for fixing the thermal sensor on the measurement board	6X00034
	Spray 400 ml, Molykote dry slide film For lubrication in demanding sliding applications, temperature range: -185 °C to +450 °C, non-resinous, high pressure resistance, ageing resistance	77781
	Antifreeze can 5 l Algicide, antifreeze and corrosion protection in cold-water cooling circuits	302619
	Adipic acid in 1 kg can Powder for nozzle activation of wettable selective nozzles	89593
	Silicon glue E43, tube 90 cm³ High-temperature silicone glue, permanent up to 180 °C	6X00028

Figure	Description	Order No.
	Solder wire SnAg3,8Cu0.7, ø 2 mm, 4 kg	50273
	Solder wire Sn63Pb37, ø 2 mm, 4 kg	61662
	Solder wire SN100CE-SnNi, ø 2 mm, 4 kg	104134
	Solder wire Sn96.5Ag3Cu0.5, ø 2 mm, 4 kg	120268
	Filter case AN111.01 screwings NW3 Filter housing for residual oxygen measurement in different Erska soldering machines	6FIL-HL-01
	Filter cartridge, activated carbon For use in filter housing 6FIL-HL-01 for the residual oxygen measurement in different Erska soldering machines	6FIL-HL-ZT01
	O-ring for filter 6FL-HL-01 For the transparent plunger of filter housing 6FIL-HL-01	6FIL-HL-ZT02

AUXILIARIES and Supplies

Unless specified otherwise in the product description, order numbers refer to a packing unit (pu) of 1 piece.

Auxiliaries and accessories











Figure	Description	Order No.
	Reference board Measurement and calibration board for Erska selective soldering machines, 390 mm x 480 mm	6ISK47955141
	Reference board 350 x 350 mm Measurement and calibration board for Erska selective soldering machines, 350 mm x 350 mm	203532
	Glass plate to verify wave set-up In order to measure the wetting length dimensions:	
	Dimensions 227 x 325 mm	4ZBGS0227x332
	Dimensions 240 x 325 mm	4ZBGS0240x325
	Dimensions 249 x 289 mm	4ZBGS0249x289
	Dimensions 249 x 400 mm	4ZBGS0249x400
	Dimensions 250 x 360 mm	4ZBGS0250x360
	Dimensions 320 x 175 mm	4ZBGS0320x175
	Dimensions 350 x 300 mm	4ZBGS0350x300
	Dimensions 380 x 380 mm	4ZBGS0380x380
	Glass plate, heat resistant Grid 300 x 300 mm, black edge for conveyor of selective soldering machines	84584
	Greycard VERSASCAN	329384

Figure	Description	Order No.
	All purpose pin puller For cutting the conveyor chains	6ZT00187
	Chain rivet remover For chains with pin diameters over 3 mm	6ZT00189
	Service and maintenance trolley For wave/multiwave and selective soldering machines. Service trolley including special lead-free coated surfaces	276400
	Mounting sheet for tools Tool holder for keeping the soldering pot cleaning tools	100387
	Solder mould Aluminum bowl for keeping solder during the emptying of the soldering pot	247629
	Tool for gasification ring For opening the gasing caps of Erska soldering machines	243303
	Key for control panel Electrical cabinet key	6VERSCHLÜ2531

AUXILIARIES and Supplies

Unless specified otherwise in the product description, order numbers refer to a packing unit (pu) of 1 piece.

Auxiliaries and accessories










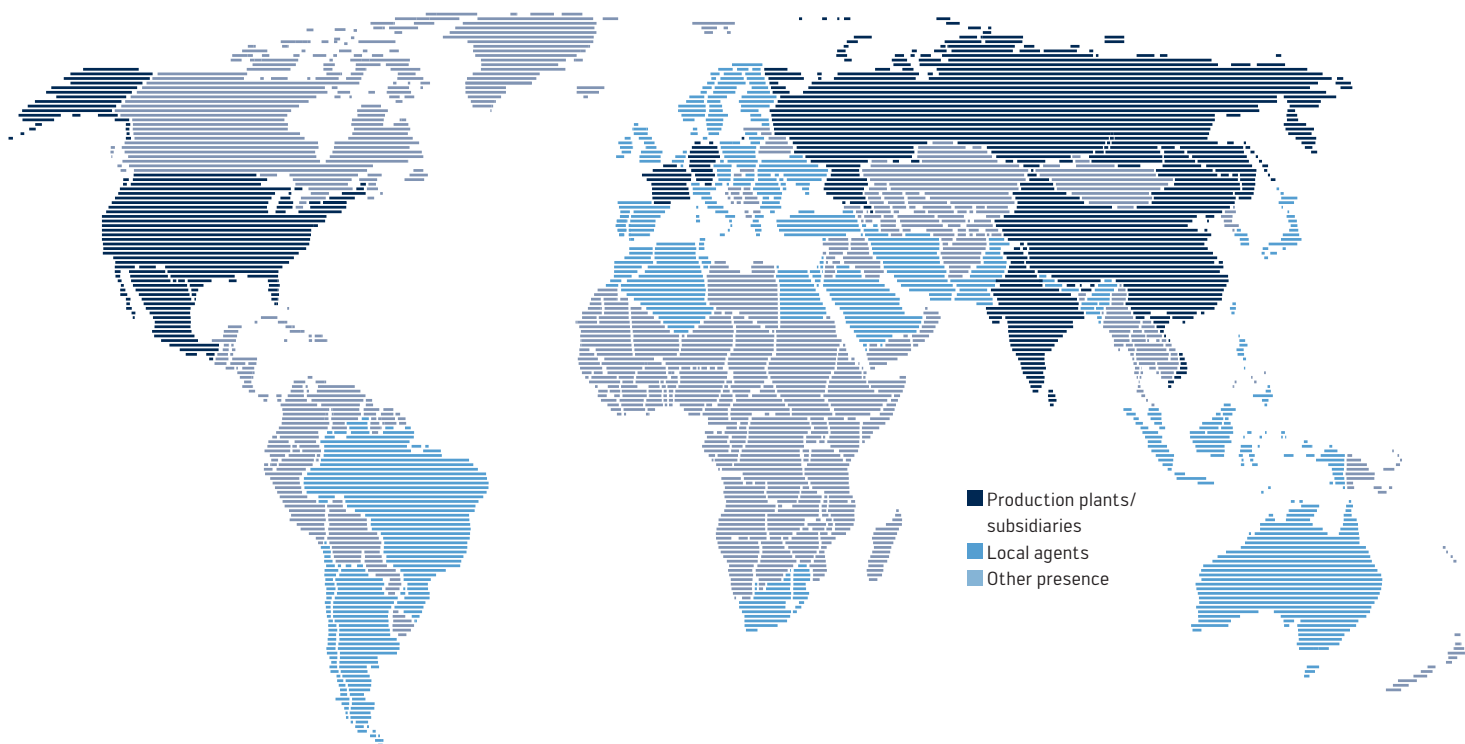
Figure	Description	Order No.
	Wrench for control cabinet	
	Square key for opening special doors	252141
	Triangular wrench, 7 mm, 2545.000	
	Triangle key for opening special doors	6VERSCHLÜ2554
	Light metal precision level	
	For diverse adjustments	208659
	Cleaning brush stainless steel	
	Brush piece 100 x 20 mm for example to clean wettable selective nozzles	213024
	Mould for alloy analysis	
	For delivery of the tin sample to Ersas in standardized shape / size	6ISK714-05A

Figure	Description	Order No.
	Pressing tool	
	For pressing dowel pins in nozzle locking shafts	109687
	Protective gloves (pair)	
	Heavy, fleecy quality	
	Size M	127382
	Service gloves (pair)	
	For the hot area	
	Size M	6HDSGLGEW-289
	Cover VERSAFLOW B	
		6ISK47202401
	Cover for VERSAFLOW 3 series	
	Cover without cut-out	233401
	Cover for single pot without fluxer	253569
	Cover for single pot with fluxer	253570
	Cover z-variable without fluxer	253483
	Cover z-variable with fluxer	253484
	Cover y-variable without fluxer	253581
	Cover y-variable with fluxer	253582
	Cover VERSAFLOW 4	
	VERSAFLOW 4/55 and ECOSELECT 4	295249

ELECTRONICS PRODUCTION EQUIPMENT

Worldwide presence



America

Kurtz Ersä, Inc.
1779 Pilgrim Road
Plymouth, WI 53073
USA
Phone +1 920 893 3772
aus den US: 1 800 363 3772
usa@kurtzersa.com
www.ersa.com

Mexico

Kurtz Ersä, S.A. de C.V.
Av. Lopez Mateos Sur Núm. 1450
Int. 7
Col. Las Villas (Plaza las Villas)
Tlajomulco de Zúñiga, Jalisco
C.P. 45643
México
Phone +52 33 15 93 18 63
info-kmx@kurtzersa.com
www.ersa.com

Asia

Kurtz Ersä Asia Ltd.
Unit 03-05, 8th Floor
One Island South
No. 2 Heung Yip Road
Wong Chuk Hang
Hongkong
China
Phone +852 2331 2232
asia@kurtzersa.com
www.ersa.com

China

Ersä Shanghai
Room 720, Tian Xiang Building
No. 1068 Mao Tai Rd.,
Shanghai 200336
China
Phone +86 213126 0818
info-esh@kurtzersa.com
www.ersa.com

Vietnam

Kurtz Ersä Vietnam Company
Limited
B916 Road 3, Kizuna 2 Factory Area, Lot
B4-3-7-8, Tan Kim IP, can Giuoc Dist.
Long An Province, Vietnam
Phone +84 2723 733 682
info-kev@kurtzersa.com
www.ersa.com

India

Kurtz Ersä India
Smart Production Technologies
Private Limited
Plot Nr 18, Survey No. 43
KA 560100 Bangalore
Telefon: +91 973 954 5461
india@kurtzersa.com
www.kurtzersa.com

France

Kurtz Ersä FRANCE
2, Avenue de Wissembourg
67500 Haguenau
France
Phone: +33 6 07 78 01 87
kefrance@kurtzersa.com
www.ersa.com

Ersä GmbH
Leonhard-Karl-Str. 24
97877 Wertheim/Germany

Phone +49 9342 800-0
Fax +49 9342 800-127
info@ersa.de
www.ersa.com

 **kurtz ersä**