

ROLERA™ bolt

Video Rate CMOS camera for High Quality Documentation

Introducing the Rolera Bolt™ CMOS camera from QImaging.

As a cost-effective solution, the Rolera Bolt is designed to meet the imaging requirements for a diverse set of applications ranging from IR-DIC to whole organism motility studies including fluorescence documentation of *C. elegans* and *Drosophila* larvae. Capable of streaming at 30 full frames per second with 1.3 megapixel resolution and 3e-read noise, the Rolera Bolt is perfect for tracking dynamic events with detailed spatial and temporal resolution.

The USB 2.0 digital interface allows easy installation with a single cable for both power and data communication and eliminates the need for expensive framegrabbers or an external power supply. The compact design makes it easy to mount and transfer the camera between microscopes and labs providing the perfect imaging workhorse.

The Rolera Bolt is compatible with many popular imaging applications and includes the QCapture Software for Windows which offers real time image preview and capture. A Software Development Kit (SDK) is also available for interfacing with custom software. As with every QImaging camera, the Rolera Bolt is protected with the unsurpassed Two Year Warranty.

Video Rate CMOS Microscopy Camera



Introducing **Pixel-Freeze Technology™** that reduces dark current to nearly undetectable levels.



features	benefits
High Quantum Efficiency	<ul style="list-style-type: none"> Good sensitivity even under fluorescence imaging conditions
High-Speed Readout	<ul style="list-style-type: none"> Previewing and focusing in real time 30fps full resolution 60fps with 500x500 ROI Ideal for automated imaging applications
Low-Noise	<ul style="list-style-type: none"> Quantitation and imaging of low light levels
12 Bit Readout	<ul style="list-style-type: none"> More than 4,000 grey levels per pixel
USB 2.0	<ul style="list-style-type: none"> Simple connectivity Ease of use and installation Portability with laptop computer Single-cable operation (no external power supply or control unit)
Extensive Application Software Support	<ul style="list-style-type: none"> Grows with your imaging needs and requirements Choose from a large selection of life science and industrial software for microscopy, machine vision, and video-streaming functions
Dark Current	<ul style="list-style-type: none"> Pixel-Freeze Technology™ minimizes dark current through careful electronic design

ROLERA BOLT Specifications

CMOS sensor

Light-Sensitive Pixels	1280 x 1024
Exposure/Integration Control	30µs to 1.9 sec
Sensor Type	Sony® IMX035 CMOS
Pixel Size	3.63µm x 3.63µm
Linear Full Well	17,000e-
Read Noise	3e-
Dark Current	NA - Pixel-Freeze Technology™
Digital Output	8 bits / 12 bits
Readout Frequency	24MHz
Frame Rate	30fps full resolution

camera

Computer Platforms/ Operating Systems	Windows 8 (64 bit), Windows 7 (64 bit) Refer to the QImaging website for the most recent list of minimum computer requirements
Digital Interface	USB 2.0
Gain Control	1x to 14x
Optical Interface	<ul style="list-style-type: none"> ▪ 1X: High Resolution Imaging ▪ 1/3" - C-mount optical format
Threadmount	1/4" - 20 mount
Power Requirements	<ul style="list-style-type: none"> ▪ 2.5W at 5 volts ▪ Supply through USB Interface (External supply required for Laptops)
Weight	540g
Warranty	2 years (Additional +5 year option available)
Operating Environment	0 to 50°C (32 to 122°F)
Storage Temperature	-10 to 60°C
Humidity	Less than 80% non-condensing at 35°C (95°F)

applications

- DIC, Phase-Contrast, Brightfield and Darkfield Microscopy
- Whole Organism Motility Imaging (C. Elegans, Drosophila, Amoebas, etc.)
- Video Rate Fluorescence Documentation
- Semiconductor Surface Inspection
- Metallurgical Microscopy
- Failure Analysis

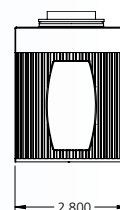
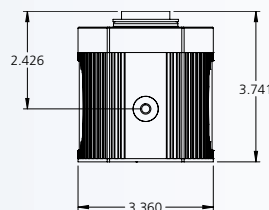
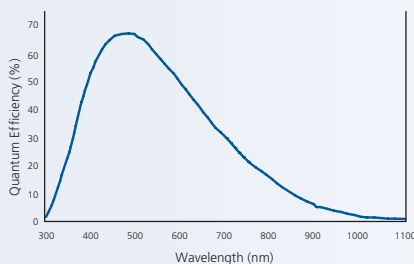
included

- **Rolera Bolt CMOS**
Model: 0I-ROL-BOLT-M-12 (monochrome, 12-bit)
- USB 2.0 cable
- QCapture software for PC
- Access to SDK
- Limited Warranty

camera options

- 0.5x Coupler for Nyquist Sampling with 60x Objective
Model: 0I-ROL-BOLT-CPLR-LEICA
Model: 0I-ROL-BOLT-CPLR-OLYMPUS
Model: 0I-ROL-BOLT-CPLR-NIKON
Model: 0I-ROL-BOLT-CPLR-ZEISS
- Performance Assurance Program (extended warranty)

spectral response



Tel 604.530.5800 ▪ Fax 604.539.1825 ▪ info@qimaging.com
www.qimaging.com

*Refer to QImaging website for detailed listing of supported operating systems.
Note: Specifications are typical and subject to change.

Rolera and the Rolera Bolt logo are trademarks of QImaging Corporation.
QImaging is a registered trademark of QImaging Corporation.
Other brand and product names are the trademarks or registered trademarks of their respective owners and manufacturers.