


STELLANTIS

FLEET & BUSINESS SOLUTIONS

# FLEET BUYER'S GUIDE





# WELCOME TO YOUR FLEET PROGRAM



We know that many aspects of your work can be unpredictable, especially with the ever-changing demands of today's environment. Whether you're a Fleet Management Company, commercial business or Government agency, making informed decisions is the clearest path to operational success. The Stellantis Fleet & Business Solutions program is designed with you and your workforce in mind and is tailored for a wide variety of industries. Our vehicle lineup is customized to bring hard work, reliability, efficiency and convenience to your job, all while keeping your bottom line in mind.

Choosing a Fleet vehicle from Stellantis Fleet means access to a full range of technology and mobility solutions, dedicated service and support staff, as well as exclusive discounts and incentives. Our Fleet vehicles provide undeniable capability and performance from brands you know and trust.

## CONTACT US

Do you have questions about our Fleet programs, processes or incentives? Fleet offers plenty of ways to get in touch with the right people who can help.

Call the Fleet Information Center at 800-999-FLEET (3533) or click on the topics below for further assistance.

[VIEW ALL  
PHONE  
RESOURCES](#)

[CONTACT US  
ONLINE](#)

[FIND A SALES  
REPRESENTATIVE](#)

[INQUIRE ABOUT  
MAINTENANCE  
AND PARTS](#)

[CONTACT FLEET  
BUSINESS  
RELATIONS](#)



# GET MORE VALUE WITH FLEET

Our Fleet Program offers its members access to world-class vehicle lineups across five capable and trusted brands (Chrysler, Dodge, Jeep® and Ram), as well as exclusive discounts, incentives and exceptional priority service. With Stellantis Fleet & Business Solutions, you are always first in line.



EXCLUSIVE MEMBER DISCOUNTS



DEDICATED CUSTOMER SERVICE



EXCLUSIVE MAINTENANCE  
AND SERVICE PROGRAMS

To become a Fleet member, you must currently be operating 15 or more vehicles or be looking to purchase or lease a minimum of five vehicles. If eligible, you will be given access to our online form and subsequently receive your FAN, which unlocks exclusive discounts, programs and perks.

Once you have received your FAN, you will be eligible to enroll for a web ID. This ID gives you access to our customer hub where you can stay up to date on your vehicle orders and member news.

## FLEET POWERTRAIN CARE 5-YEAR/100,000-MILE LIMITED WARRANTY EXTENSION\* (\$0 DEDUCTIBLE)

A Limited Warranty is provided to owners of 2016 through 2023 model year Chrysler, Dodge, Jeep and Ram vehicles (excluding vehicles equipped with diesel engines) purchased specifically for Fleet Government Bid/Leases and Fleet Commercial/Lease orders only.

\*Visit [Mopar.com](https://www.mopar.com) for complete details and a copy of the Powertrain Limited Warranty.

† Visit [Mopar.com](https://www.mopar.com) for complete details and a copy of the Basic Limited Warranty.

OUR PROGRAMS ARE DESIGNED WITH THE FLEET CUSTOMER IN MIND



# MOBILITY SOLUTIONS FOR THE ENTIRE FLEET



## **Connect Fleet** YOUR CONNECTED FLEET MANAGEMENT PROGRAM

Connect Fleet lets you manage your entire fleet in real time. This intuitive platform delivers up-to-date data via your vehicle's embedded electronics. That means you can track mileage and fuel consumption to reduce operating costs. Plus, you can leverage geolocation to locate stolen vehicles and manage emergencies.

Discover the benefits of this ready-to-use platform that offers quick access and insights to essential data from your company vehicles.

### **DIRECT API INTEGRATION WITH YOUR SYSTEM**

Connect Fleet offers a custom-made approach to your data needs facilitated through the Free2move Application Programming Interface (API) integration. It allows you to link your vehicle data to your existing system.

### **USE YOUR EXISTING DATA PROVIDER**

We continuously work to increase the number of authorized providers. Your current Telematics Service Providers, Fleet Management Service Providers or Fleet Management Platform may already have been approved.

Optimizing the total cost of ownership, monitoring fuel consumption and transitioning to more energy-efficient vehicles are all concerns for fleet owners and managers.

Free2move Connect Fleet is a simple and efficient fleet management platform that provides a way to monitor, analyze and optimize your fleet. No matter what the fleet size, Free2move Connect Fleet can help you control costs and maximize your fleet activity.

### **FEATURES**

- Geolocation
- Vehicle Info and Health Status
- Maintenance Alerts
- Mechanical Alerts

### **WHY CHOOSE FREE2MOVE CONNECT FLEET?**

- No Aftermarket Device Installation: Vehicles with embedded technology are ready to go
- Obtain Key Insights: Track vehicle location and performance for improved fleet productivity
- Improve Driving Behavior: Eco-driving teaches good driving habits

For more information, contact us at:  
[northamerica@free2move.com](mailto:northamerica@free2move.com)

### **YOUR BENEFITS**

Cost Optimization: Helps with reducing total cost of ownership

Plug-in Hybrid Electric Vehicle (PHEV) Connect Access: Optimize your PHEV usage

Simple and Efficient: Streamline fleet management



# AN INVALUABLE FRAME OF REFERENCE



Mobilisights will leverage vehicle data to inspire innovative applications and services that can help transform and improve the day-to-day lives of users and businesses. Built on a foundation of trust, customers can opt out of information being collected, used or shared, even after they have given consent. Sensor and other data available from connected vehicles can enable a wide range of services and applications with compelling benefits, ranging from personalized usage-based insurance to road hazard detection and traffic management. Stellantis has extraordinary global data capable of powering Mobilisights forward.





# POWER SHIFTS



Stellantis is executing a comprehensive electrification strategy to deliver exciting, innovative vehicles for our iconic brands that offer advanced technology at affordable prices. This is driven, in part, by our customers who consider preserving the environment as an important value.

This is why “We Care for the Future” is one of the core values underpinning our corporate purpose: “Powered by our diversity, we lead the way the world moves.” We are setting the course for 100 percent of sales in Europe and 50 percent of sales in the United States to be Battery

Electric Vehicles (BEVs) by the end of this decade. And we plan to offer more than 75 BEV models and reach global annual BEV sales of 5 million units by 2030.

We know that range, charging time, affordability and choice are of prime importance to our customers. Our plan includes four state-of-the-art BEV-centric vehicle platforms (STLA Small, Medium, Large and Frame), three Electric Drive Modules (EDMs) to provide modularity and performance, and two battery cell chemistries to ensure affordability for all. These combinations are targeted to offer industry-leading

features and generous driving ranges.

Beginning in 2026, the two battery chemistries will share the same cell-to-pack installation which will be upgradeable to respond to customer needs, along with improvements in energy density and charging speed. In addition, our first competitive solid-state battery technology is targeted for introduction by 2026.

Stellantis Fleet & Business Solutions helps make us a prominent global player in light commercial vehicles. Given the key roles these vehicles play in our communities, we’re also applying our low-emissions

propulsion technologies to them, including plans for emissions-free hydrogen fuel cell power.

Just as important, our electrified vehicle designs aspire to be easily upgradeable in the future, with hopes to extend their lifespans and bring even more value to consumers. Also, we are working with partners to develop next-generation batteries for Low-Emission Vehicles (LEVs) that will deliver greater Electric Vehicle (EV) range, fast recharge times of 20 miles (32 km) per minute and longer life.



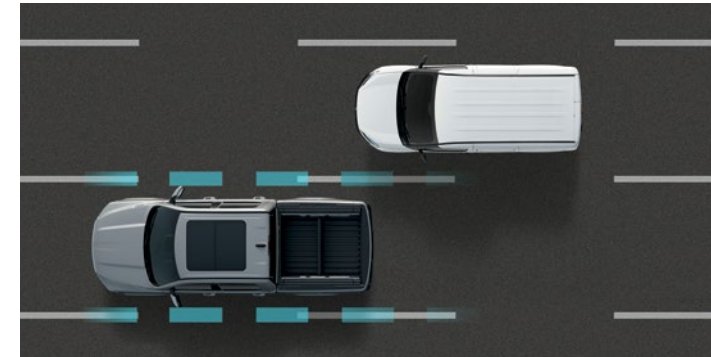
# TECHNOLOGY AVAILABILITY

## SAFETY/SECURITY

270° Surround-View Camera System <sup>(1)</sup>
360° Surround-View Camera System <sup>(1)</sup>
Active Driving Assist System
Active Lane Management System <sup>(10)</sup>
Adaptive Cruise Control (ACC) <sup>(2)</sup>
ACC with Stop <sup>(2)</sup>
ACC with Stop and Go <sup>(2)</sup>
Auto High-Beam Headlamp Control
Blind Spot Monitoring (BSM) <sup>(5)</sup>
BSM <sup>(5)</sup> and Rear Cross-Path Detection System <sup>(1)</sup>
Cargo-View Center High-Mounted Stop Lamp (CHMSL) Camera
Crosswind Assist
Drowsy-Driver Detection System <sup>(2)</sup>
Electric Park Brake
Electronic Roll Mitigation
Electronic Stability Control (ESC) <sup>(6)</sup>
Emergency Vehicle Alert System (EVAS)
Full-Speed Forward Collision Warning Plus <sup>(8)</sup>
Hill Start Assist
Intelligent Speed Assist (ISA)
Intersection Collision Assist System <sup>(9)</sup>
LaneSense® Lane Departure Warning Plus <sup>(10)</sup>
LaneSense Lane Departure Warning with Lane Keep Assist <sup>(10)</sup>
LED Front Fog Lamps with Cornering Function
LED Headlamps/Taillamps
Multi-Collision Braking
Night-Vision Pedestrian/Animal Detection <sup>(8)</sup>
ParkSense® Front/Rear Park Assist System <sup>(11)</sup>
ParkSense Front/Rear Park Assist with Stop <sup>(11)</sup>
ParkSense Park Assist System <sup>(11)</sup>
ParkSense Rear Park Assist System <sup>(11)</sup>
ParkView® Rear Back-Up Camera <sup>(1)</sup>
Pedestrian/Cyclist Emergency Braking <sup>(8)</sup>
Rain Brake Support
Rain-Sensitive Windshield Wipers
Ready Alert Braking
Rear Back-Up Camera <sup>(1)</sup> Washer
Remote Proximity Keyless Entry

	TRUCKS/COMMERCIAL				SUV/CROSSOVERS						MINIVANS	LAW ENFORCEMENT		PHEV/EV				
	Ram ProMaster®	Ram 1500	Ram 2500/3500 Heavy Duty	Ram 3500/4500/5500 Chassis Cab	Jeep® Wrangler	Jeep Compass	Jeep Grand Cherokee	Jeep Grand Cherokee L	Wagoneer	Dodge Durango	Dodge Hornet	Chrysler Pacifica / Voyager	Dodge Durango Pursuit	Ram 2500/3500 Heavy Duty Special Service Vehicle	Chrysler Pacifica PHEV	Jeep Wrangler 4xe	Jeep Grand Cherokee 4xe	Dodge Hornet PHEV
270° Surround-View Camera System <sup>(1)</sup>				■														
360° Surround-View Camera System <sup>(1)</sup>	■	■	■			■	■	■			■			■				■
Active Driving Assist System	■					■	■	■			■						■	■
Active Lane Management System <sup>(10)</sup>						■	■	■			■						■	■
Adaptive Cruise Control (ACC) <sup>(2)</sup>						■	■	■										
ACC with Stop <sup>(2)</sup>			■	■	■					■			■	■				
ACC with Stop and Go <sup>(2)</sup>	■	■	■	■	■	■	■	■	■	■	■	■	■	■	■	■	■	■
Auto High-Beam Headlamp Control	■	■	■	■	■	■	■	■	■	■	■	■	■	■	■	■	■	■
Blind Spot Monitoring (BSM) <sup>(5)</sup>					■	■	■	■	■	■	■	■	■	■	■	■	■	■
BSM <sup>(5)</sup> and Rear Cross-Path Detection System <sup>(1)</sup>	■	■	■		■	■	■	■	■	■	■	■	■	■	■	■	■	■
Cargo-View Center High-Mounted Stop Lamp (CHMSL) Camera			■	■										■				
Crosswind Assist	■																	
Drowsy-Driver Detection System <sup>(2)</sup>	■					■	■	■	■		■						■	■
Electric Park Brake	■	■				■	■	■	■	■	■	■			■		■	■
Electronic Roll Mitigation	■	■	■	■	■	■	■	■	■	■	■	■						
Electronic Stability Control (ESC) <sup>(6)</sup>	■	■	■	■	■	■	■	■	■	■	■	■	■	■	■	■	■	■
Emergency Vehicle Alert System (EVAS)									■									
Full-Speed Forward Collision Warning Plus <sup>(8)</sup>	■	■	■	■	■	■	■	■	■	■	■	■	■	■	■	■	■	■
Hill Start Assist	■	■	■	■	■	■	■	■	■	■	■	■	■	■	■	■	■	■
Intelligent Speed Assist (ISA)	■																	■
Intersection Collision Assist System <sup>(9)</sup>									■									
LaneSense® Lane Departure Warning Plus <sup>(10)</sup>	■									■								
LaneSense Lane Departure Warning with Lane Keep Assist <sup>(10)</sup>		■	■	■							■							■
LED Front Fog Lamps with Cornering Function	■	■	■	■		■	■	■	■	■	■	■					■	■
LED Headlamps/Taillamps	■	■	■	■	■	■	■	■	■	■	■	■			■	■	■	■
Multi-Collision Braking	■																	
Night-Vision Pedestrian/Animal Detection <sup>(8)</sup>							■	■									■	
ParkSense® Front/Rear Park Assist System <sup>(11)</sup>	■		■	■		■	■	■				■		■	■			■
ParkSense Front/Rear Park Assist with Stop <sup>(11)</sup>		■							■									■
ParkSense Park Assist System <sup>(11)</sup>	■	■	■	■	■	■	■	■	■	■	■	■	■	■	■	■	■	■
ParkSense Rear Park Assist System <sup>(11)</sup>	■	■	■	■	■	■	■	■	■	■	■	■	■	■	■	■	■	■
ParkView® Rear Back-Up Camera <sup>(1)</sup>	■	■	■	■	■	■	■	■	■	■	■	■	■	■	■	■	■	■
Pedestrian/Cyclist Emergency Braking <sup>(8)</sup>	■	■	■	■	■	■	■	■	■	■	■	■	■	■	■	■	■	■
Rain Brake Support		■			■	■	■	■	■	■	■	■	■	■	■	■	■	■
Rain-Sensitive Windshield Wipers	■	■	■	■	■	■	■	■	■	■	■	■	■	■	■	■	■	■
Ready Alert Braking		■	■	■		■	■	■	■	■	■	■	■	■	■	■	■	■
Rear Back-Up Camera <sup>(1)</sup> Washer																		
Remote Proximity Keyless Entry	■	■	■	■	■	■	■	■	■	■	■	■	■	■	■	■	■	■

■ = Available.





# TECHNOLOGY AVAILABILITY

	TRUCKS/COMMERCIAL				SUV/CROSSOVERS						MINIVANS	LAW ENFORCEMENT		PHEV/EV				
	Ram ProMaster®	Ram 1500	Ram 2500/3500 Heavy Duty	Ram 3500/4500/5500 Chassis Cab	Jeep® Wrangler	Jeep Compass	Jeep Grand Cherokee	Jeep Grand Cherokee L	Wagoneer	Dodge Durango	Dodge Hornet	Chrysler Pacifica / Voyager	Dodge Durango Pursuit	Ram 2500/3500 Heavy Duty Special Service Vehicle	Chrysler Pacifica PHEV	Jeep Wrangler 4xe	Jeep Grand Cherokee 4xe	Dodge Hornet PHEV
<b>SAFETY/SECURITY (CONTINUED)</b>																		
Secure Park																		
Side-Distance Warning																		
Tire Pressure Monitoring System	■	■	■	■	■	■	■	■	■	■	■	■	■	■	■	■	■	■
Traffic Sign Information <sup>(15)</sup>	■																	
Traffic Sign Recognition System <sup>(15)</sup>	■																	
Trailer Surround-View Camera System <sup>(1)</sup>		■	■	■														
Trailer Sway Damping <sup>(6)</sup>	■	■	■	■	■	■	■	■	■	■	■	■	■	■	■	■	■	■
<b>UCONNECT®/MULTIMEDIA</b>																		
Amazon Alexa <sup>(23)</sup>																		
Android Auto <sup>TM(3)</sup>	■	■	■	■	■	■	■	■	■	■	■	■	■	■	■	■	■	■
Android Auto, <sup>(3)</sup> Wireless	■	■	■	■	■	■	■	■	■	■	■	■	■	■	■	■	■	■
Apple CarPlay <sup>TM(4)</sup>	■	■	■	■	■	■	■	■	■	■	■	■	■	■	■	■	■	■
Apple CarPlay, <sup>(4)</sup> Wireless	■	■	■	■	■	■	■	■	■	■	■	■	■	■	■	■	■	■
Dodge Connect <sup>(31)</sup>																		
Entertainment System with Seatback Video Screens, Amazon Fire TV <sup>®(17)</sup> Built-In and Video USB Port							■	■	■									
Jeep Connect <sup>(31)</sup>						■												
Jeep Connect, <sup>(31)</sup> SiriusXM <sup>®</sup> Traffic Plus <sup>(32)</sup> and SiriusXM Travel Link <sup>(32)</sup>					■		■	■										
Mobile App		■	■	■														
Premium Sound System		■	■	■	■	■	■	■	■	■	■	■	■	■	■	■	■	■
Ram Connect <sup>(31)</sup>		■																
Ram Connect, <sup>(31)</sup> SiriusXM Traffic Plus <sup>(32)</sup> and SiriusXM Travel Link <sup>(32)</sup>																		
SiriusXM Guardian <sup>TM(14)*</sup>			■	■										■				
SiriusXM Guardian, <sup>(14)*</sup> SiriusXM Traffic Plus <sup>(32)</sup> and SiriusXM Travel Link <sup>(32)</sup>												■						
SiriusXM Radio <sup>(13)</sup>	■	■	■	■	■	■	■	■	■	■	■	■	■	■	■	■	■	■
SiriusXM with 360L <sup>(13)</sup>	■	■	■	■	■	■	■	■	■	■	■	■	■	■	■	■	■	■
TomTom <sup>®</sup> Connected Travel and Traffic Services <sup>(33)</sup>	■	■	■	■	■	■	■	■	■	■	■	■	■	■	■	■	■	■
Traffic Jam Assist <sup>(10)</sup>																		
Uconnect 4G Wi-Fi Hotspot <sup>(30)</sup>		■	■	■	■	■	■	■	■	■	■	■	■	■	■	■	■	■
Uconnect 7-inch Touchscreen																		
Uconnect 8.4-inch Touchscreen		■	■	■														
Uconnect 10.1-inch Touchscreen		■	■	■														
Uconnect 10.25-inch Touchscreen																		
Uconnect 12-inch Touchscreen		■	■	■	■	■	■	■	■	■	■	■	■	■	■	■	■	■
Uconnect Hands-Free Communication <sup>(16)</sup>	■	■	■	■	■	■	■	■	■	■	■	■	■	■	■	■	■	■
Uconnect Phone	■	■	■	■	■	■	■	■	■	■	■	■	■	■	■	■	■	■

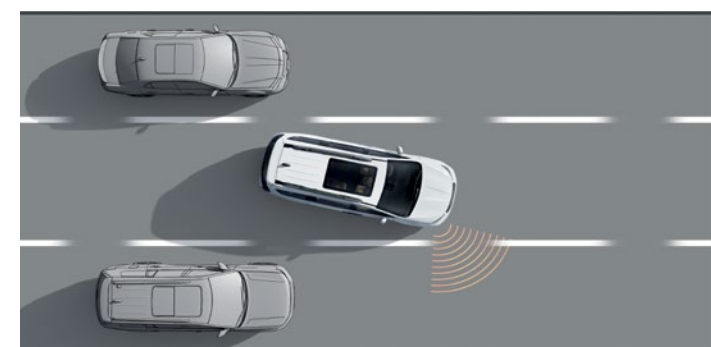


■ = Available. \*SiriusXM Guardian<sup>(14)</sup> only. Vehicle uses Connected Travel and Traffic Services.

# TECHNOLOGY AVAILABILITY

CONVENIENCE/TECHNOLOGY	TRUCKS/COMMERCIAL				SUV/CROSSOVERS						MINIVANS	LAW ENFORCEMENT	PHEV/EV					
	Ram ProMaster®	Ram 1500	Ram 2500/3500 Heavy Duty	Ram 3500/4500/5500 Chassis Cab	Jeep® Wrangler	Jeep Compass	Jeep Grand Cherokee	Jeep Grand Cherokee L	Wagoneer	Dodge Durango	Dodge Hornet	Chrysler Pacifica / Voyager	Dodge Durango Pursuit	Ram 2500/3500 Heavy Duty Special Service Vehicle	Chrysler Pacifica PHEV	Jeep Wrangler 4xe	Jeep Grand Cherokee 4xe	Dodge Hornet PHEV
7-inch Programmable In-Dash Cluster	▪	▪	▪	▪	▪	▪	▪	▪	▪	▪	▪	▪	▪	▪	▪	▪	▪	▪
10.25-inch Digital Programmable In-Dash Cluster		▪	▪	▪		▪	▪	▪	▪	▪							▪	
12-inch Digital Programmable In-Dash Cluster		▪	▪	▪														
12.3-inch Fully Customizable Digital Cluster										▪								▪
Active Noise Cancellation			▪			▪	▪	▪	▪	▪	▪	▪	▪	▪	▪	▪	▪	▪
Adaptive/Active Damping Suspension																		
Alexa Built-In <sup>(29)</sup>			▪	▪		▪	▪	▪	▪	▪	▪	▪	▪	▪	▪	▪	▪	▪
All-Wheel Drive (AWD)/Four-Wheel Drive (4WD)		▪	▪	▪	▪	▪	▪	▪	▪	▪	▪	▪	▪	▪	▪	▪	▪	▪
Automatic Temperature Control		▪	▪	▪	▪	▪	▪	▪	▪	▪	▪	▪	▪	▪	▪	▪	▪	▪
Digital Rearview Mirror with Auto-Dimming	▪	▪	▪	▪														
Driver's-Seat Memory System		▪	▪	▪														
Dynamic Torque Vectoring														▪				
Electronic Limited-Slip Differential																		
Exterior Mirrors with Memory		▪	▪	▪														
Front-Passenger Interactive Display																		
GPS Navigation <sup>(7)</sup>	▪	▪	▪	▪	▪	▪	▪	▪	▪	▪	▪	▪	▪	▪	▪	▪	▪	▪
Hands-Free Power Liftgate					▪	▪	▪	▪	▪	▪	▪	▪	▪	▪	▪	▪	▪	▪
Head-Up Display		▪																
Highway Assist System <sup>(9)</sup>																		
Hybrid Technology		▪																
Integrated Off-Road Camera			▪		▪	▪	▪	▪	▪	▪	▪	▪	▪	▪	▪	▪	▪	▪
Interior Rear-Facing Camera																		
Level One Charger																▪	▪	▪
Level Two Charger																		
Map-in-Cluster Display		▪	▪	▪														
Parallel and Perpendicular Park and Unpark Assist System <sup>(11)</sup>	▪														▪			▪
Parallel and Perpendicular Park and Unpark Assist with Stop System <sup>(11)</sup>		▪																
Power-Adjust Pedals with Memory		▪	▪	▪														
PowerShot																		▪
Radio Memory		▪	▪	▪														
Regenerative Braking																		
Remote Start <sup>(12)</sup> System	▪	▪	▪	▪	▪	▪	▪	▪	▪	▪	▪	▪	▪	▪	▪	▪	▪	▪
Selec-Speed® Control		▪	▪	▪	▪	▪	▪	▪	▪	▪	▪	▪	▪	▪	▪	▪	▪	▪
Selectable Tire-Fill Alert		▪	▪	▪	▪	▪	▪	▪	▪	▪	▪	▪	▪	▪	▪	▪	▪	▪
Steering Column Memory																		
Technology/Driver Assistance Group	▪	▪	▪	▪	▪	▪	▪	▪	▪	▪	▪	▪	▪	▪	▪	▪	▪	▪
Trailer Hitch Zoom		▪	▪	▪														
Trailer Reverse Guidance <sup>(13)</sup>			▪	▪														
Trailer Reverse Steering Control <sup>(10)</sup>		▪	▪	▪														
Windshield Wiper De-Icer																		
Wireless Charging Pad	▪	▪	▪	▪														

▪ = Available.





	<b>RAM PROMASTER®</b>	<b>RAM 1500</b>	<b>RAM 2500/3500 HEAVY DUTY</b>	<b>RAM 3500/4500/5500 CHASSIS CAB</b>
<b>Models</b>	Cargo Van, Window Van, Cutaway	Quad Cab®, Crew Cab	Regular Cab, Crew Cab, Mega Cab®	Regular Cab, Crew Cab
<b>Trims</b>	Tradesman® /SLT/SLT+	Tradesman/HFE/Big Horn®/Lone Star <sup>(20)</sup> /Rebel®/Laramie®/Limited Longhorn™/Limited	Tradesman/Big Horn/Lone Star <sup>(20)</sup> /Laramie/Rebel/Power Wagon®/Limited Longhorn/Limited	Tradesman/SLT/Laramie/Limited
<b>Manufacturer's-Estimated MPG<sup>(18)</sup> (city/hwy)</b>	–	20/25, 19/24 (3.6L Pentastar V6 with eTorque 4x2, 4x4) 18/23, 17/22 (5.7L HEMI® V8 with eTorque 4x2, 4x4)	–	–
<b>Manufacturer's-Estimated Total Range<sup>(18)</sup> (miles)</b>	–	Varies by powertrain	–	–
<b>Fuel Tank Capacity (gal)</b>	24	23/26/33	28/31/32/50	22/52
<b>Available Engines</b>	3.6L Pentastar® V6	3.6L Pentastar V6 with eTorque/ 5.7L HEMI V8 with eTorque	6.4L HEMI V8/6.7L Cummins® Turbo Diesel I-6/ 6.7L Cummins High Output Turbo Diesel I-6 (3500 only)	6.4L HEMI V8/6.7L Cummins Turbo Diesel I-6
<b>Drivetrains</b>	4x2	4x2/4x4	4x2/4x4	4x2/4x4
<b>Wheelbase, range</b>	118/136/159/159 ext.	140.5/144.6/153.5	140.2 - 169.1	143.3 - 204.4
<b>Overall Height, range</b>	92 - 112	77.4 - 77.7	77.1 - 80.4	79.6 - 81.7
<b>Overall Width, range</b>	81.3 - 112.2	82.1	79.4/96.4	82.6 - 93.2
<b>Overall Length, range</b>	195.4 - 250.6	228.9/232.9/241.8	232 - 260.8	235.3 - 296.3
<b>Seating Capacity (front/rear max occupants)</b>	1/0 or 2/0 or 3/0 Crew Van Package: 2/3 or 3/3	Quad Cab   Crew Cab 3/3 or 2/3	Regular Cab   Crew Cab   Mega Cab 3/0 or 2/0   3/3 or 2/3   3/3 or 2/3	Regular Cab   Crew Cab 3/0 or 2/0   3/3 or 2/3
<b>Headroom (front/rear)</b>	43/-	Quad Cab   Crew Cab 40.9/39.2   40.9/39.8	Regular Cab   Crew Cab   Mega Cab 39.8   40.9/39.8   40.9/40.3	Regular Cab   Crew Cab 39.8   40.9/39.8
<b>Legroom (front/rear)</b>	38.9/-	Quad Cab   Crew Cab 40.9/35.6   40.9/45.2	Regular Cab   Crew Cab   Mega Cab 40.9   40.9/40.2   40.9/43.1	Regular Cab   Crew Cab 40.9   40.9/40.2
<b>Shoulder Room (front/rear)</b>	74.8/-	Quad Cab   Crew Cab 66/65.7   66/65.7	Regular Cab   Crew Cab   Mega Cab 65.9   65.9/65.6   65.9/65.6	Regular Cab   Crew Cab 65.9   65.9/65.6
<b>Hip Room (front/rear)</b>	65.9/-	Quad Cab   Crew Cab 63.4/63.4   63.4/63.4	Regular Cab   Crew Cab   Mega Cab 62.9   62.9/62.7   62.9/62.8	Regular Cab   Crew Cab 62.9   62.9/62.7
<b>Cargo Volume (cu ft)</b>	259/304/463/524	53.9/61.5 (5'7" bed/6'4" bed)	57.5/74.7 (6'4" bed/8' bed)	–
<b>Maximum GVWR (lb)</b>	8,550 - 9,350 (varies by model)	7,100	10,000/14,000	14,000/16,500/19,500
<b>Maximum GCWR (lb)</b>	12,000 (varies by model)	18,350	27,980/45,000	33,000/37,500/43,000
<b>Maximum Payload (lb)</b>	3,800 - 5,220 (varies by model)	2,300	4,010/7,680	7,760/9,700/12,550
<b>Towing Capacity<sup>(19)</sup> (lb)</b>	5,600 - 6,910 (varies by model)	12,750	20,000/37,090	25,890/29,800/35,220

All dimensions and specifications are based on 2023MY vehicle information. Information may vary by model/trim, maximum shown. Please see your sales consultant for details. All dimensions are in inches unless noted otherwise.



# 2024 RAM PROMASTER®



## SELECT FEATURES

- Air Conditioning – Manual
- Auxiliary Power Connector
- Auxiliary Power Outlet – Front, 12-volt
  - Front, 115-volt (Available)
- Battery – 95-amp
- Electric Power Steering
- Fascia – Black front
- Fuel Tank – 24-gallon
- Halogen Headlamps
- Push-Button Start
- Roll-Up Rear Door (3500 159-inch Super-High Roof; Available)
- Roof Clearance Lamps – Front
- Seats – Four-way manual-adjust driver's and front-passenger bucket
- Speed Limiter – Dealer-activated
- Steering Column – Telescoping
- Telematics Box Module (TBM)
- Wheels – 16-inch Silver-painted steel with center cap
- Windows – Front, power with one-touch down feature

## SAFETY & SECURITY

- 360° Surround-View Camera System<sup>(1)</sup> (Available)
- Air Bags<sup>(21)</sup> – Driver's and front-passenger
  - Supplemental front-seat side
  - Supplemental side-curtain front
- Daytime Running Headlamps
- Drowsy-Driver Detection<sup>(2)</sup>

- Electronic Parking Brake
- Electronic Stability Control (ESC)<sup>(6)</sup> – Includes All-Speed Traction Control, Brake-Lock Differential, Crosswind Assist, Electronic Roll Mitigation, Hill Start Assist and Trailer Sway Damping<sup>(6)</sup>
- Full-Speed Forward Collision Warning Plus<sup>(9)</sup> with Pedestrian/Cyclist Emergency Braking
- ParkSense<sup>®</sup> Front/Rear Park Assist<sup>(11)</sup> (Available)
- ParkSense Rear Park Assist<sup>(11)</sup> (Available)
- ParkView<sup>®</sup> Rear Back-Up Camera<sup>(1)</sup> with Dynamic Grid Lines
- ParkView Rear Back-Up Camera Kit<sup>(1)</sup>
- Post-Collision Braking
- Rearview Auto-Dimming Digital Display Mirror (Available)
- Traffic Sign Recognition<sup>(15)</sup>

## AVAILABLE FLEET FEATURES

- Additional Key Fobs (two)
- Air Conditioning Delete
- Factory-Activation/Rear-Speaker Wiring
- Mud Flaps (Cutaway only)
- Orange Seat Belts
- RAM Grille Badge in Black
- Rear Back-Up Alarm
- Rear Badging Delete
- Rear Crossmember Delete (Cutaway only)
- Side Badging Delete
- Wheels – 16-inch White- or Black-painted steel
- White Noise Back-Up Alarm

ENGINE	HORSEPOWER <sup>(22)</sup>	TORQUE <sup>(22)</sup>
3.6L Pentastar <sup>®</sup> V6	276 hp @ 6,400 rpm	250 lb-ft @ 4,400 rpm

EXTERIOR DIMENSIONS*	
<b>Cargo Van</b>	
Wheelbases	118/136/159/159 ext.
Overall Lengths	195.4/213.2/236.2/250.6
Overall Width (body without mirrors/mirrors extended)	81.3/112.2
Heights	91.7/93/103.6/102.1/102.5/112
Turning Diameter (ft)	36.3/40.7/46.8
<b>Cutaway</b>	
Wheelbases	159/159 ext.
Overall Lengths	236.2/250.6
Overall Width (body without mirrors/mirrors extended)	81.3/112.2
Heights	87.3/87.7
Turning Diameter (ft)	36.3/40.7/46.8
Cab-to-Rear Axle	82.4/104.7
<b>Window Van</b>	
Wheelbases	159/159 ext.
Overall Lengths	236.2/250.6
Overall Width (body without mirrors/mirrors extended)	81.3/112.2
Heights	102.1/102.5

INTERIOR DIMENSIONS*	
<b>Cargo Van</b>	
Load Floor Length	103.1/120.6/143.5/157.9
Cargo Volume (cu ft)	259.2/303.7/462.9/524
Cargo Height (max)	66.9/77.1/86.4
Cargo Width (between wheel wells)	56
Seating Capacity (max occupants)	1/0 / 2/0 / 3/0 Crew Van Package: 2/3 / 3/3
Fuel Tank Capacity (gal)	24

\*Based on 2023MY vehicle information. All dimensions are in inches unless otherwise noted.

TOWING <sup>(19)</sup>	
Maximum Towing (lb; when properly equipped; varies by model)	5,600 - 6,910
Payload (lb; varies by model (Cargo Van))	3,800 - 4,680
Payload (lb; varies by model (Cutaway))	5,170 - 5,220
GVWR (lb; varies by model)	8,550 - 9,350
GCWR (lb; all)	12,000
GAWR, Front (lb)	4,629
GAWR, Rear (lb; varies by model)	5,004 - 5,291



# 2024 RAM PROMASTER®

## EXTERIOR PAINT COLORS



### STANDARD FEATURES AND OPTIONS

	Cargo Van	Window Van	Cutaway
<b>CPOS</b>	2TA/2TB 2TG/2TH	2TH	2TA/2TB 2TG/2TH
<b>ENGINE/TRANSMISSION</b>			
3.6L Pentastar® V6 with 9-speed Automatic (ERF/DFH)	22A/22B 22G/22H	22H	22A/22B 22G/22H
<b>MECHANICAL FEATURES</b>			
Roof Height – Standard	•		•
– High	0	•	
– Super-High (3500 only)	0		
Additional Key Fobs – Two (GXK)	F	F	F
Alternator – 180-amp (BAD)	•	•	
– 220-amp (included with Power Group and Cold Weather Group on Tradesman®) (BAJ)	P	P	•
Auxiliary Fuel Tap (XFZ)	•	•	•
Battery – 95-amp (BCY)	•	•	•
– 100-amp (included with Power Group) (BDC)	P	P	P
– Auxiliary Power Connector (BCI)	•	•	•
Crosswind Assist (BNU)	•	•	•
Rear Crossmember Delete (XWJ)			F
Electronic Stability Control (ESC) <sup>®</sup> (BNB)	•	•	•
Electronic Parking Brake (XC4)	•	•	•
Engine Block Heater (NHK)	0	0	0
Fuel Tank – 24-gallon (NFE)	•	•	•
Full-Size Spare Tire (optional on Tradesman; packaged with SLT and SLT+) (TBB)	O/P	O/P	O/P
Electric Power Steering (SBL)	•	•	•
Push-Button Start (GX4)	•	•	•

### STANDARD FEATURES AND OPTIONS

	Cargo Van	Window Van	Cutaway
<b>CPOS</b>	2TA/2TB 2TG/2TH	2TH	2TA/2TB 2TG/2TH
<b>MECHANICAL FEATURES (CONTINUED)</b>			
Speed Limiter – 65-mph maximum speed (JJ4)	0	0	0
– 70-mph maximum speed (JJ5)	0	0	0
– 77-mph maximum speed (JJ9)	0	0	0
Suspensions – Heavy-duty (2500/3500) (SDB)	•	0	
– Light-duty (118-inch-wheelbase 1500 models only) (SDA)	•		
– Medium-duty (136-inch-wheelbase 1500 models only) (SDJ)	•		
– Premium heavy-duty (3500 models only; Cargo Van and Window Van require 159-inch wheelbase) (SDD)	0	0	•
– Touring (SDC)		•	
Temporary Spare Tire Mount (TBA)			0
<b>EXTERIOR FEATURES</b>			
Upfitter Electronic Module – Vehicle System Interface Module (VSIM) (included with Upfitter's Prep Package) (XXS)	P	P	P
RAM Grille in Black with Chrome RAM Badge (ME6/MFF)	•	•	•
Black Front Fascia (MLF)	•	•	•
Black Rear Bumper (MBN)	•	•	
Chrome Grille (included with SLT or SLT+; requires fog lamps or LED fog lamps) (MFE)	P	P	P
– RAM grille badge in Black (included with Black Appearance Package) (ME3)	F/P	F/P	F/P
Daytime Running Lamps (DRLs) (LMK)	•	•	•
Doors, Rear – 260-degree-opening (GLF)	•	•	
– Rear hinged doors with fixed glass (includes deep-tint sunscreen glass, rear window defroster and rearview day/night mirror) (GLB)	0	•	
Doors, Side – Right side with no glass (GKA)	•		
– Right side with fixed window (High Roof models only; includes deep-tint sunscreen glass; included with Crew Van Package) (GKS)	O/P	•	

• = Standard. 0 = Optional. P = Available with Package noted. F = Fleet only.



# 2024 RAM PROMASTER®

## STANDARD FEATURES AND OPTIONS

	Cargo Van	Window Van	Cutaway
<b>CPOS</b>	2TA/2TB 2TG/2TH	2TH	2TA/2TB 2TG/2TH
<b>EXTERIOR FEATURES (CONTINUED)</b>			
Side Door Badging – ProMaster (included with roll-up rear door on 3500 Cargo Van Super-High Roof models only) (MUU)	P		•
– Side Badging Delete (included with 3500 Cargo Van Super-High Roof 159-inch wheelbase Extended models only) (MSY)	F		F
Rear Door Badging – ProMaster (not available with roll-up rear door) (MUX)	•	•	
– Rear Badging Delete (MS8)	F	F	
Front Fog Lamps with Cornering Function (included with Convenience Group) (LNJ)	P	P	P
– LED fog lamps with cornering function (included with SLT and SLT+) (LNV)	P	P	P
Front License Plate Bracket (MDA)	O	O	O
Halogen Headlamps (LMA)	•	•	•
– LED reflector (included with SLT and SLT+) (LPX)	P	P	P
– Automatic (included with Premium Convenience Group and Cold Weather Group on Tradesman®; included with SLT and SLT+) (LMG)	P	P	P
– Auto High-Beam Headlamp Control (included with Premium Convenience Group and Cold Weather Group on Tradesman; included with SLT and SLT+) (LMS)	P	P	P
Class IV Hitch Receiver (XFH)	O	O	
Mirrors – Manual-adjust/manual-folding (GTP)	•	•	•
– Power-adjust/power-folding, heated (included with Convenience Group) (GTR)	P	P	
– Wide power-adjust, heated (included with Convenience Group for Cutaway models) (GTB)			P
Roof Clearance Lamps – Front (LNC)	•	•	•
– Rear (LNG)	•	•	
Splash Guards – Vehicle Set (by Mopar®; late availability) (MKN)	O	O	
Front Mud Flaps (by Mopar) (MEJ)			F
Step – Rear Bumper Extension (not available with Class IV hitch receiver; see your dealer for availability; by Mopar) (MDM)	O	O	
– Sliding Door Step, Right Side (not available on 118-inch-wheelbase models; see your dealer for availability; by Mopar) (MRZ)	O	O	
Wheels – 16-inch Silver-painted aluminum (included with SLT and SLT+; not available with Black Appearance Package) (WJR)	P	P	P
– 16-inch Silver-painted steel with center cap (WCS)	•	•	•
– 16-inch Black-painted steel (not available with Black Appearance Package) (WDL)	F	F	F
– 16-inch Black-painted aluminum with machined face (included with SLT and SLT+; not available with Black Appearance Package) (WNY)	O	O	O
– 16-inch White-painted steel (not available with Black Appearance Package) (WDW)	F	F	F
– 16-inch Black-painted aluminum (included with Black Appearance Package) (WNA)	P	P	P
Spare Tire Delete (includes tire sealant and air compressor) (TBF)	•	•	•
Roll-Up Rear Door (3500 Super-High Roof only; includes power-folding and heated mirrors on Tradesman; includes Blind Spot Monitoring (BSM) <sup>(5)</sup> and Rear Cross-Path Detection System <sup>(6)</sup> on all models) (GMF)	O		

• = Standard. O = Optional. P = Available with Package noted. F = Fleet only.

## STANDARD FEATURES AND OPTIONS

	Cargo Van	Window Van	Cutaway
<b>CPOS</b>	2TA/2TB 2TG/2TH	2TH	2TA/2TB 2TG/2TH
<b>EXTERIOR FEATURES (CONTINUED)</b>			
Taillamp Extension Wiring (XGF)			•
Tires – LT255/75R16E BSW All-Season (A/S) (TWA)	•	•	•
– 225/75R16C BSW A/S (included with SLT and SLT+) (TU5)	O	O	O
Window – Left-side, second-row fixed with deep-tint sunscreen glass (High Roof or Super-High Roof Cargo Van only; included with Crew Van Package; not available with left-side sliding door) (GEA)	P	•	
Window Defroster – Rear (requires rear doors with glass on Cargo Van) (GFA)	P	•	
Rain-Sensitive Windshield Wipers (included with Premium Convenience Group on Tradesman, Cold Weather Group, and SLT and SLT+) (JHC)	P	P	P
<b>INTERIOR FEATURES</b>			
Auxiliary Power Outlet – 12-volt, front (JJJ)	•	•	•
– Rear (included with Power Group on Cargo Van and Window Van; included with SLT and SLT+) (JKP)	P	P	P
– 115-volt (included with Power Group on Cargo Van and Window Van; included with SLT and SLT+) (JKV)	P	P	P
Air Conditioning – Air Conditioning Delete; heater only (HCD)	F	F	F
– Manually controlled, with heat (HAA)	•	•	•
– Rear Heater Air Conditioning Prep Package (included with SLT and SLT+; not available with Air Conditioning Delete) (HDG)	P	P	P
Assist Handle – Rear Doors (by Mopar) (CSR)	O	O	
Auxiliary Upfitter Switches – Two (included with Upfitter's Prep Package) (LHL)	P	P	P
Cargo Area Lighting – Incandescent (LPE)	•	•	
– LED rear cargo lamp (packaged with Convenience Group; not available with Crew Van Package) (LDB)	P	P	
– Ambient LED interior lighting (included with SLT and SLT+) (LHA)	P	P	P
Cargo Compartment Floor Mat (by Mopar; not available with Crew Van Package) (CKL)	O		
Cargo Partition – None (CTP)	•	•	
– With sliding window (not available with Crew Van Package) (XJ1)	O		
Cargo Tie-Downs – Floor	•		
Cluster – 3.5-inch Thin Film Transistor (TFT) Black-and-White Driver Information Display (JAE)	•	•	•
– 7-inch TFT Color Driver Information Display (included with Premium Convenience Group on Tradesman, Active Driving Assist System <sup>(10)</sup> and SLT or SLT+) (JAL)	P	P	P
Floor Mats – Premium Carpet (not available with passenger double seat; by Mopar) (CCL)	O	O	
– All-Weather (not available with passenger double seat or carpet floor mat front walk-thru; by Mopar) (CCK)	O	O	
Instrument Panel with Bright Bezels (included with SLT and SLT+) (JBD)	P	P	P
Power Door Locks – Speed-sensitive (JPH)	•	•	•
Rear Door Cargo Net (included with Storage Group) (CKR)	P	P	
Seating Surfaces – Cloth (*A7)	•	•	•
– Vinyl (*B7)	O	O	O
– Leather-trimmed bucket (includes driver's and passenger swivel seats with six-way adjust with Leather Interior Group; not available with Crew Van Package) (*AL)	P	P	P



# 2024 RAM PROMASTER®

## STANDARD FEATURES AND OPTIONS

	Cargo Van	Window Van	Cutaway
<b>CPOS</b>	2TA/2TB 2TG/2TH	2TH	2TA/2TB 2TG/2TH
<b>INTERIOR FEATURES (CONTINUED)</b>			
Seats – Four-way manual-adjust driver’s bucket (JVA)	•	•	•
– Passenger Seat Delete (includes deactivation of the passenger air bag <sup>(21)</sup> and deletion of the passenger seat belt mount; not available with passenger double seat or passenger six-way adjust with two-way lumbar-adjust seats) (CD9)	•	•	•
– Passenger four-way manual-adjust bucket (JWA)	P	P	P
– Driver’s six-way adjust with two-way manual lumbar-adjust (JVB)	P	P	P
– Driver’s and passenger six-way adjust with two-way manual lumbar-adjust (JWB)	P	P	P
– Driver’s swivel (not available with vinyl bucket seats or cargo partition; included with leather-trimmed bucket seats) (CEA)	P	P	P
– Heated driver’s (optional with driver’s six-way adjust with two-way manual lumbar-adjust seat included with Cold Weather Group; not available with driver’s swivel seat or leather seats) (CMB)	P	P	P
– Heated passenger (requires heated driver’s seat; included in Cold Weather Group; not available with passenger swivel seat; optional with passenger six-way adjust with two-way lumbar-adjust seats) (CMC)	P	P	P
– Passenger double (not available with driver’s swivel seat or passenger six-way adjust with two-way lumbar-adjust seats) (CAA)	O		
– Passenger swivel (not available with vinyl bucket seats or cargo partition; included with leather-trimmed bucket seats and Swivel Seat Group; requires driver’s swivel seat) (CHR)	P	P	P
Seat Belts – Orange (CGQ)	F		F
Shelf Above Roof Trim (included with Storage Group) (CTA)	P	P	P
Spray-On Floor Liner (by Mopar®) (XMF)	O	O	
Steering Column – Telescoping (SUC)	•	•	•
Steering Wheel – Leather-wrapped (included with Leather Interior Group, Cold Weather Group and Active Driving Assist System <sup>(10)</sup> ) (SCC)	P	P	P
Tire Pressure Monitoring Light (XGM)	•	•	•
Upfit Interface Connectors (included with Rear-Speaker Wiring Prep) (BC3)	•	•	•
Wall Panels – Upper- and lower-side (not available with Crew Van Package) (CTE)	O		
– Lower-side (included with upper- and lower-side wall paneling; not available with Crew Van Package) (CMG)	O/P	O	
Windows – Power with one-touch down feature (JPY)	•	•	•
– Window Guards, Rear (requires rear hinged doors with fixed glass; not available on 118-inch-wheelbase or 136-inch-wheelbase Standard Roof Cargo Vans or 136-inch-wheelbase 2500 Window Van; by Mopar) (XGC)	O	O	
Wireless Charging Pad (included with Premium Convenience Group and SLT+) (RFX)	P	P	P
Wood Floor – Rear (not available with Spray-On Floor Liner or Crew Van Package) (CME)	O	O	

## UCONNECT® MULTIMEDIA

Rear-Speaker Wiring Prep (includes upfit interface connectors) (RED)	•	•	•
Uconnect 5C with 7-inch Display – Includes Android Auto <sup>TM(3)</sup> Apple CarPlay <sup>TM(4)</sup> hands-free <sup>(16)</sup> phone and audio, integrated center stack radio and SiriusXM® with 360L <sup>(13)</sup> (UBC)	•	•	•

## STANDARD FEATURES AND OPTIONS

	Cargo Van	Window Van	Cutaway
<b>CPOS</b>	2TA/2TB 2TG/2TH	2TH	2TA/2TB 2TG/2TH
<b>UCONNECT MULTIMEDIA (CONTINUED)</b>			
Uconnect 5C NAV with 10.1-inch Display – Includes Navigation, HD radio, Android Auto <sup>(3)</sup> Apple CarPlay <sup>(4)</sup> Integrated Voice Command, integrated center stack, Emergency Vehicle Alert System and SiriusXM with 360L <sup>(13)</sup> (included with Premium Convenience Group and SLT+) (UBN)	P	P	P
Global Telematics Box Module (TBM) (RDG)	•	•	•
Factory-Activation/Rear-Speaker Wiring (XAS)	F	F	F

## SAFETY & SECURITY

Adaptive Cruise Control (ACC) with Stop and Go <sup>(2)</sup> (included with Convenience Group, Cold Weather Group, SLT and SLT+, and Active Driving Assist System <sup>(10)</sup> ) (NHZ)	P	P	P
Air Bags <sup>(21)</sup> – Driver’s and front-passenger (CGW)	•	•	•
– Supplemental side-curtain front (CJ4)	•	•	•
– Supplemental front-seat side (CJ1)	•	•	•
Drowsy-Driver Detection <sup>(2)</sup> (XNM)	•	•	•
Blind Spot Monitoring (BSM) <sup>(5)</sup> and Rear Cross-Path Detection System <sup>(1)</sup> (included with roll-up rear door on Super-High Roof models, SLT+ and Safety Group; requires power-heated mirrors or power-folding/heated mirrors) (XAN)	P	P	
Rearview Auto-Dimming Digital Display Mirror (included with Safety Group and SLT+) (GRG)	P	P	P
LaneSense® Lane Departure Warning Plus <sup>(10)</sup> (included with Safety Group and SLT+) (LAS)	P	P	P
Full-Speed Forward Collision Warning Plus <sup>(8)</sup> with Pedestrian/Cyclist Emergency Braking (LSU)	•	•	•
Intelligent Speed Assist (ISA) (included with Safety Group and SLT+) (NH4)	P	P	P
ParkView® Rear Back-Up Camera <sup>(1)</sup> with Dynamic Grid Lines (not available with 360° Surround-View Camera System <sup>(1)</sup> ) (XAC)	•	•	
ParkView Rear Back-Up Camera Kit <sup>(1)</sup> (XA3)			•
ParkSense® Front/Rear Park Assist <sup>(11)</sup> (included with Safety Group and SLT+; requires front fog lamps or front LED fog lamps; not available with Parallel/Perpendicular Park & Unpark Assist <sup>(11)</sup> ) (XAG)	P	P	
ParkSense Rear Park Assist <sup>(11)</sup> (included with Premium Convenience Group on Tradesman®; not available with ParkSense Front/Rear Park Assist <sup>(11)</sup> or Parallel/Perpendicular Park & Unpark Assist <sup>(11)</sup> ) (XAA)	O/P	O/P	
Parallel/Perpendicular Park & Unpark Assist <sup>(11)</sup> (included with Advanced Safety Group, SLT and SLT+; requires front fog lamps or front LED fog lamps) (XPK)	P	P	
Remote Keyless Entry (GXM)	•	•	•
Multi-Collision Braking (BNA)	•	•	•
Remote Proximity Keyless Entry (included with Premium Convenience Group and SLT+; requires ParkSense Rear Park Assist <sup>(11)</sup> ParkSense Front/Rear Park Assist <sup>(11)</sup> or Parallel/Perpendicular Park & Unpark Assist <sup>(11)</sup> on Cargo Van and Window Van) (GXD)	P	P	P
Remote Start <sup>(12)</sup> System (included with SLT and SLT+) (XBM)	P	P	P
Security Alarm <sup>(24)</sup> (included with SLT and SLT+) (LSA)	P	P	P
360° Surround-View Camera System <sup>(1)</sup> (included with Advanced Safety Group; requires wide power-heated mirrors or power-folding/heated mirrors) (XAK)	P	P	
Traffic Sign Recognition <sup>(15)</sup> (SJB)	•	•	•
– Traffic Sign Information (included with Premium Convenience Group and SLT+) (SJF)	P	P	P



# 2024 RAM PROMASTER®

## STANDARD FEATURES AND OPTIONS

	Cargo Van	Window Van	Cutaway
<b>CPOS</b>	2TA/2TB 2TG/2TH	2TH	2TA/2TB 2TG/2TH
<b>PACKAGES / EQUIPMENT GROUPS</b>			
Advanced Safety Group – Includes Active Driving Assist System on all SLT and SLT+ models and 360° Surround-View Camera System <sup>(1)</sup> and Parallel/Perpendicular Park & Unpark Assist <sup>(1)</sup> on Cargo Van and Window Van (requires wide heated mirrors or power-folding/heated mirrors) (ALP)	0	0	0
Ambient LED Interior Lighting (included with SLT and SLT+) (LHA)	P	P	P
Black Appearance Package – Includes Black exterior badging, Black RAM grille badge and 16-inch Black-painted aluminum wheels (available on SLT+ only) (AMQ)	0	0	0
Cold Weather Group – Includes 220-amp alternator, heated driver's and passenger seats with six-way manual-adjust and two-way lumbar-adjust, heated windshield, rain-sensitive windshield wipers, Auto High-Beam Headlamp Control, heated steering wheel, Adaptive Cruise Control (ACC) with Stop and Go <sup>(2)</sup> and leather-wrapped steering wheel (not available on all models) (AD7)	0	0	0
Convenience Group – Includes front fog lamps and ACC with Stop and Go <sup>(2)</sup> adds wide power-heated mirrors on Cutaway models; adds power-folding and heated mirrors and rear cargo LED lamp on Cargo Van and Window Van (AJK)	0	0	0
Crew Van Package – Includes Mopar® Crew Van Kit, driver's-side second-row fixed window, passenger sliding door with window and second-row bench seat (provides seating for up to five including driver; up to six passengers with front-passenger double seat; restrictions apply; not available on all models; requires High Roof or Super-High Roof) (AAF)	0		

## STANDARD FEATURES AND OPTIONS

	Cargo Van	Window Van	Cutaway
<b>CPOS</b>	2TA/2TB 2TG/2TH	2TH	2TA/2TB 2TG/2TH
<b>PACKAGES / EQUIPMENT GROUPS (CONTINUED)</b>			
Leather Interior Group – Includes Black/Gray leather-trimmed driver's and passenger bucket and swivel seats and leather-wrapped steering wheel (available on SLT and SLT+) (AJD)	0	0	0
Power Group – Includes 220-amp alternator, 100-amp battery, 12-volt rear auxiliary power outlet and 115-volt auxiliary power outlet (available on Tradesman®) (ATT)	0	0	
Premium Convenience Group – Includes remote proximity keyless entry, wireless charging pad, rain-sensitive windshield wipers, 7-inch Thin Film Transistor (TFT) color cluster, automatic headlamps, Auto High-Beam Headlamp Control, Uconnect® 5C NAV with 10.1-inch display, Traffic Sign Information and ParkSense® Rear Park Assist <sup>(1)</sup> (requires ACC with Stop and Go <sup>(2)</sup> ) (ADK)	0	0	0
Safety Group – Includes rearview auto-dimming digital display mirror, ParkSense Front/Rear Park Assist <sup>(1)</sup> Intelligent Speed Assist, LaneSense® Lane Departure Warning Plus <sup>(10)</sup> and Blind Spot Monitoring (BSM) <sup>(5)</sup> and Rear Cross-Path Detection System <sup>(1)</sup> (available on Tradesman and SLT) (AJI)	0	0	
Storage Group – Includes underseat storage tray, cargo net, and shelf above roof trim on Cargo Van and Window Van; deletes cargo net on Cutaway (ALV)	0	0	0
Swivel Seat Group – Includes driver's and passenger swivel seats with six-way manual-adjust, two-way lumbar-adjust and armrest (available on SLT and SLT+) (AFD)	0	0	0
Upfitter's Prep Package – Includes two auxiliary switches and upfitter electronic module (Vehicle System Interface Module (VSIM)) (AZ3)	0	0	0



• = Standard. 0 = Optional. P = Available with Package noted. F = Fleet only.



# 2024 RAM 1500



## SELECT FEATURES

- 3.6L Pentastar® V6 Engine with eTorque / 8-speed Automatic Transmission
- Air Conditioning – Manual
- Axle – 3.21 ratio
- Battery – 730-amp
- Cluster – Instrument, with 3.5-inch display screen for the Driver Information Display
- Fuel Tank – 23-, 26- or 33-gallon (depending on trim, cab and engine configuration)
- Headlamps – Automatic, quad-lens halogen with incandescent taillamps
- Mirrors – 6x9-inch
- Seats – 40/20/40 split-bench front with folding front armrest/cup holder and folding rear bench
- Steering – Electronic, rack and pinion
- Styled Steel Wheels – 18x7.5-inch painted steel
- Suspension – Front, upper and lower A-arms, coil springs, twin-tube shocks with Frequency Response Damping
  - Rear, five-link, coil springs, twin-tube shocks with Frequency Response Damping
- Tires – P18-inch BSW All-Season (A/S)
- Transfer Case – Electronic, part-time (4x4 models only)
- Windows – Power; one-touch up/down driver's and front-passenger

## SAFETY & SECURITY

- Air Bags<sup>(21)</sup> – Advanced multistage front
  - Supplemental side-curtain
  - Supplemental front-seat side-mounted
- Brakes – Power-assisted four-wheel antilock disc
- Electronic Parking Brake
- Electronic Stability Control (ESC)<sup>(6)</sup>
- ParkView® Rear Back-Up Camera<sup>(1)</sup>
- Rear-Seat Reminder Alert
- Tailgate-Ajar Warning Lamp
- Tire Pressure Fill Alert System
- Tire Pressure Monitor

## AVAILABLE FLEET FEATURES

- 115-volt Auxiliary Power Outlet (Available on Tradesman® and Big Horn®/Lone Star<sup>(20)</sup>)
- Blind Spot Monitoring (BSM)<sup>(5)</sup> and Rear Cross-Path and Trailer Detection System<sup>(1)</sup> (Available on Tradesman and Big Horn/Lone Star<sup>(20)</sup>)
- Cloth Bench Seating and Carpet Floor Covering (Available on Tradesman)
- LED Bed Lighting (Available on Tradesman and Big Horn/Lone Star<sup>(20)</sup>)
- Mopar® Under-Rail Bedliner (Available on Tradesman and Big Horn/Lone Star<sup>(20)</sup>)
- ParkSense® Front and Rear Park Assist with Rear ParkSense Stop<sup>(11)</sup> (Available on Tradesman)
- Power Driver's Seat Group (Available on Tradesman)
- Rear Window Defroster (Available on Tradesman)
- Snow Plow Prep Group (Available on Tradesman 4x4 models)

ENGINES	HORSEPOWER <sup>(22)</sup>	TORQUE <sup>(22)</sup>
3.6L Pentastar V6 with eTorque	305 hp @ 6,500 rpm	269 lb-ft @ 4,800 rpm
5.7L HEMI® V8 with eTorque	395 hp @ 5,600 rpm	410 lb-ft @ 3,950 rpm

	Quad Cab®		Crew Cab	
	4x2	4x4	4x2/4x4	4x2/4x4
Wheelbase	140.5		144.6	153.5
Box Length (ft)	6'4"		5'7"	6'4"
Overall Length, including Rear Bumper	228.9		232.9	241.8
Overall Height – Empty (SB/LB)	77.6	77.7	77.5/77.4	77.6/77.5
Overall Width	82.1			
Track (front/rear)	68.5/68.1			
Tailgate Load Height	34.6	34.4	34.5	34.3
Max GVWR (lb)	7,100	7,100	6,900/7,100	6,900/7,100
Max Payload <sup>(19)</sup> (lb)	2,300	1,860	2,020/1,840	1,980/1,810
Fuel Tank Capacity (gal)	23/26/33			

SB/LB = Short Box / Long Box.

TOWING <sup>(19)</sup>	
Maximum Towing (lb)	12,750

FUEL ECONOMY†	
Fuel Economy (EPA-estimated mpg)	City/Hwy
– 3.6L Pentastar V6 with eTorque	20/25 / 20/26 / 19/24 (4x2/HFE 4x2/4x4)
– 5.7L HEMI V8 with eTorque	18/23 / 17/22 (4x2/4x4)

INTERIOR DIMENSIONS*		
All Ram Interiors	Quad Cab	Crew Cab
Headroom (front/rear)	40.9/39.2	40.9/39.8
Hip Room (front/rear)	63.4/63.4	63.4/63.4
Shoulder Room (front/rear)	66/65.7	66/65.7
Legroom (front/rear)	40.9/35.6	40.9/45.2
Seat Travel (max)	8.7	8.7


RAM CARGO BOXES*		
	5'7" Box	6'4" Box
SAE Volume (cu ft)	53.9	61.5
Length at Floor, Tailgate Closed	67.4	76.3
Cargo Width	66.4	66.4
Distance between Wheelhousings	51	51
Depth	21.4	21.5
Tailgate Opening Width	60	60

\*Based on 2023MY vehicle information. All dimensions are in inches unless otherwise noted. †2023MY EPA estimates shown. Actual mileage may vary.



# 2024 RAM 1500

## EXTERIOR PAINT COLORS



### STANDARD FEATURES AND OPTIONS

	Tradesman®	HFE	Big Horn®/Lone Star <sup>(20)</sup>	Rebel®	Laramie®	Limited Longhorn™	Limited
CPOS	A	E	Z/R	W	H	K	M
<b>ENGINES/TRANSMISSIONS</b>							
3.6L Pentastar® V6 with eTorque/8-speed Automatic (ERG/DFT)	•	•	•	•	•	•	
5.7L HEMI® V8 with eTorque/8-speed Automatic (EZL/DFV)	0		0	0	0	0	•
Body Model – Quad Cab® 6'4"-box - 140.5-inch wheelbase (41)	•	•	•				
– Crew Cab 5'7"-box (98)	0		0	•	•	•	•
– Crew Cab 6'4"-box (91)	0		0		0	0	0
Drive System – 4x2 (1)	•	•	•	•	•	•	•
– 4x4 (6)	0		0	0	0	0	0
<b>MECHANICAL FEATURES</b>							
Rear Axle – 3.21 ratio (DMC)	•	•	•		•	•	•
– 3.55 ratio (DMD)	•/0		0		0	0	
– 3.92 ratio (included with Max Tow Package and G/T Package) (DMH)	0/P		0/P	•	0/P	0	0
– Electronic locking differential (available only on 3.92 axle ratio; included with Off-Road Group, Warlock Package and Backcountry Package; 4x4 only except Rebel) (DSH)	0/P		0/P	•	0/P	0/P	0/P
– Antispin differential (included with Night Edition) (DSA)	0/P		0/P		0/P	0	0
Battery – 730-amp (BCN)	•	•	•	•	•	•	•
Engine Cooling – Standard (included with 3.6L Pentastar V6) (NMB)	•	•	•	•	•	•	
– Heavy-duty (included with 5.7L HEMI V8) (NMC)	P	P	P	P	P	P	•
Fuel Fill – Capless with secondary seal (XJM)	•	•	•	•	•	•	•
Fuel Tank – 26-gallon (included with 5.7L HEMI V8 on Quad Cab models) (NFW)	•/P		•/P	•	•	•	•
– 23-gallon (standard with 3.6L Pentastar V6 Quad Cab; not available with 3.6L Pentastar V6 Crew Cab; included with 5.7L HEMI V8 with eTorque 4x4 Crew Cab short box on Tradesman, Big Horn/Lone Star, <sup>(20)</sup> Rebel and Laramie) (NF5)	•/P	•	•/P	•/P	•/P		

### STANDARD FEATURES AND OPTIONS

	Tradesman®	HFE	Big Horn®/Lone Star <sup>(20)</sup>	Rebel®	Laramie®	Limited Longhorn™	Limited
CPOS	A	E	Z/R	W	H	K	M
<b>MECHANICAL FEATURES (CONTINUED)</b>							
Fuel Tank (continued) – 26-gallon (optional on 5.7L HEMI V8 with eTorque 4x4 Crew Cab short box on Big Horn/Lone Star, <sup>(20)</sup> Rebel and Laramie; requires H2, X2 and P2 Equipment Packages) (NG9)			0	0	0		
– 33-gallon (requires H1, H2, X1, X2, P1 and P2 Equipment Packages; Crew Cab only) (NFF)	0		0	0	0	0	0/•
Grille Shutters – Active (MDX)	•	•	•	•	•	•	•
Shock Absorbers – Front, heavy-duty (SFB)	•	•	•		•	•	•
– Off-road (included with Off-Road Group and Backcountry Package) (SFD)	P		P		P	P	P
– Bilstein® shocks (included with Warlock Package) (SFC)	P			•			
– Rear, heavy-duty (SGB)	•	•	•		•	•	•
– Off-road (included with Off-Road Group and Backcountry Package) (SGD)	P		P		P	P	P
– Bilstein shocks (included with Warlock Package) (SGC)	P			•			
Steering – Electronic power (rack and pinion) (SBL)	•	•	•	•	•	•	•
Suspension – Front, upper and lower A-arms, coil springs, twin-tube shocks	•	•	•	•	•	•	•
– Rear, five-link, coil springs, twin-tube shocks	•	•	•	•	•	•	•
– Active-Level™ Four-Corner Air Suspension System (requires H1, H2, X1, X2, P1 and P2 Equipment Packages; not available with 3.6L Pentastar V6 (Crew Cab only)) (SER)			0	0	0	0	•
Transfer Case (4x4 only) – Electronic part-time (DH9)	•		•	•	•		
– Electronic on-demand (included with H1, H2, P1 and P2 Equipment Packages) (DH8)			P	0	P	•	•
<b>EXTERIOR FEATURES</b>							
Air Dam – Fixed (MXA)	•	•	•	•	•	•	•
– Active (not available with air suspension and Snow Plow Prep Group) (MXB)	•	•	•		•	•	•
Antenna – Shark-fin (AM/FM/SXM <sup>(13)</sup> /GPS) (RD3/JLP)	•	•	•	•	•	•	•
Bed Rail Caps – Black	•	•	•	•	•	•	•

• = Standard. 0 = Optional. P = Available with Package noted. F = Fleet only.

# 2024 RAM 1500

## STANDARD FEATURES AND OPTIONS

CPOS	Tradesman®	HFE	Big Horn®/ Lone Star <sup>(20)</sup>	Rebel®	Laramie®	Limited Longhorn™	Limited
	A	E	Z/R	W	H	K	M

### EXTERIOR FEATURES (CONTINUED)

Bedliner – Spray-in (included with Tradesman Group, Bed Utility Group, Backcountry Package, and R1 and M1 Equipment Packages) (XMF/AA1)	O/P	O/P	O/P	O/P	O/P	P	P
– Spray-In Delete (included with Mopar® Under-Rail Bedliner) (XM9)	P		P			O	O
– Mopar Under-Rail Bedliner (XME)	F		F				
Bodyside Moldings – Chrome (not available with Night Edition) (MJB)							•
Daylight Opening Moldings – Black (included with Night Edition) (MMR)	•	•	•	•	•		P
– Chrome (MMF)						•	•
Bumpers – Front and Rear, Black (MB1/MBN)	•	•					
– Chrome (included with Chrome Appearance Group) (MCT/MBF)	P		•		•	•	•
– Black powder-coated (MCS/MB5)				•			
– Painted lower Accent-color (included with two-tone paint and Backcountry Package) (MBU/MBV)			P			P	
– Painted Body-color (included with Sport Appearance Package, Night Edition and Body-Color Bumper Group) (MBP/MBQ)	P		P		P	P	P
Door Handles – Black molded-in-color (MNA)	•	•	•	•			
– Body-color (included with Sport Appearance Package) (MNK)			P		•	•	•
– Gloss Black-painted (included with X2 Equipment Package, Comfort and Convenience Group, and Night Edition) (MNV)			P	P	P		P
Exhaust – Single	•	•	•	•	•	•	
– Dual, Bright tips (included with 5.7L HEMI® V8; not available with dual Black tip exhaust) (NER)			P		P	P	•
– Dual, Black tips (included with 5.7L HEMI V8 on Warlock Package, Night Edition, Backcountry Package and Rebel models) (NEP)	P		P	P	P		P
Fog Lamps – Incandescent (included with ParkSense® Front and Rear Park Sensors <sup>(1)</sup> Sport Appearance Package, Warlock Package and Night Edition on Tradesman; included with H1 and H2 Equipment Packages) (LNJ)	F/P		P				
– LED (included with Premium Lighting Group and P1 and P2 Equipment Packages) (LNV)			P	•	P	•	•
Glass – Tinted windows (GAC)	•	•	•	•	•	•	•
– Privacy glass/deep-tint sunscreen (rear door) (GEG)	•	•	•	•	•	•	•
– Acoustic laminated glass (front door) (GAQ)	•	•	•	•	•	•	•
Grille – Black surround, Black insert with Chrome Ram letters	•						
– Chrome surround, Black insert with Chrome Ram letters (included with Chrome Appearance Group)	P	•					
– Chrome surround, Black insert with Chrome Ram letters			•				
– Body-color surround, Black insert with Chrome Ram letters (included with Sport Appearance Package)	P		P		P		
– Black surround, Black insert with Black Ram letters (included with Night Edition)	P		P		P		
– Unique Black Rebel grille with Silver-painted Ram letters				•			
– Chrome surround, Chrome billet insert with Chrome Ram letters					•		
– Unique Limited Longhorn Chrome surround, Chrome billet insert with Chrome Ram letters						•	
– Unique Limited Chrome surround, Chrome insert with Chrome Ram letters							•
– Unique Limited Black-painted grille (included with Night Edition)							P

• = Standard. O = Optional. P = Available with Package noted. F = Fleet only.

## STANDARD FEATURES AND OPTIONS

CPOS	Tradesman®	HFE	Big Horn®/ Lone Star <sup>(20)</sup>	Rebel®	Laramie®	Limited Longhorn™	Limited
	A	E	Z/R	W	H	K	M

### EXTERIOR FEATURES (CONTINUED)

Headlamps – Halogen (LME)	•	•	•		•		
– Dark internal headlamp bezels (included with Night Edition and Backcountry Package) (MFA)	•		P	•	P		P
– LED reflector headlamps (included with Premium Lighting Group and P1 and P2 Equipment Packages) (LPX)			P	•	P		
– Bi-functional LED projector headlamps (LM6)						•	•
– Automatic (day/night sensor) (LMG)	•	•	•	•	•	•	•
– Automatic high beams (included with P1 and P2 Equipment Packages and Advanced Safety Group) (LMS)				P	P	•	•
Sport Performance Hood (included with Sport Appearance Package, G/T Package and Night Edition) (MGB)				•	P		P
Lighting – Cargo box Center High-Mounted Stop Lamp (CHMSL) (LPE)	•	•	•	•	•	•	•
– Cargo box LED CHMSL (included with Technology Group and R1 and M1 Equipment Packages) (LPH)			P	P	P	P	P
– LED bed lighting (included with tonneau cover, Bed Utility Group, Backcountry Package, and R1 and M1 Equipment Packages) (LPL)	F/P		F/P	P	F/P	P	P
Mirrors, Exterior – 6x9-inch, powered, Black molded-in-color, manual-folding, heated, convex wide-angle insert (GT6)	•	•	•	•			
– 6x9-inch, powered, Black molded-in-color, power-folding, heated, auto-dimming, convex wide-angle insert; includes exterior courtesy lamps and supplemental turn signal (included with H1, H2, X1 and X2 Equipment Packages) (GUK)			P	P			
– 6x9-inch, powered, Chrome, power-folding, heated, auto-dimming, multifunctional, convex wide-angle insert; includes exterior courtesy lamps, supplemental turn signal and position memory (GU4)					•	•	•
– 6x9-inch, powered, Body-color, power-folding, heated, auto-dimming, multifunctional, convex wide-angle insert; includes exterior courtesy lamps, supplemental turn signal and position memory (included with Sport Appearance Package) (GT5)			P		P		
– 6x9-inch, powered, Gloss Black-painted, premium power-folding, heated, auto-dimming, multifunctional, convex wide-angle insert; includes exterior courtesy lamps, supplemental turn signal and position memory (included with Backcountry Package and Night Edition) (GT4)			P		P		P
– 7x11-inch trailer-tow, powered, Black molded-in-color, manual-folding; includes exterior courtesy lamps and supplemental turn signal (included with Trailer Tow Group) (GPG)	P		P	P			
– 7x11-inch trailer-tow, powered, Chrome, heated, multifunctional; includes exterior courtesy lamps, supplemental turn signal and position memory (included with Trailer Tow Group) (GP2)					P	O/P	O/P
– 7x11-inch trailer-tow, powered, Black, heated, multifunctional; includes exterior courtesy lamps, supplemental turn signal and position memory (included with Trailer Tow Group if equipped with Advanced Safety Group, G/T Package, Sport Appearance Package or Night Edition) (GP1)				P	P		P
Paint – Monotone (APA)	•	•	•	O	•	•	•
– Two-tone (included with Backcountry Package; requires R1 Equipment Package) (APD)			P	•		O	
Skid Plates – Front suspension (included with Warlock Package, Protection Group, Backcountry Package and Off-Road Group) (XEU)	P		P	•	P	P	P
– Transfer case (included with Warlock Package, Protection Group, Backcountry Package and Off-Road Group) (XEF)	P		P	•	P	P	P
– Electronic power steering (included with Warlock Package, Protection Group, Backcountry Package and Off-Road Group) (XJ2)	P		P	•	P	P	P



# 2024 RAM 1500

## STANDARD FEATURES AND OPTIONS

	Tradesman®	HFE	Big Horn®/ Lone Star <sup>(20)</sup>	Rebel®	Laramie®	Limited Longhorn™	Limited
CPOS	A	E	Z/R	W	H	K	M
<b>EXTERIOR FEATURES (CONTINUED)</b>							
Skid Plates (continued) – Fuel tank (included with Warlock Package, Protection Group, Backcountry Package and Off-Road Group) (XEE)	P		P	•	P	P	P
Side Steps/Running Boards – Black Side Running Boards, Cab-Length (Mopar®; included with Backcountry Package; requires L1, X1 or X2 Equipment Package or Night Edition) (MRU)	O		O/P	O	O		
– Chrome side steps, wheel-to-wheel (not available with Night Edition; requires H1, H2, P1 and P2 Equipment Packages) (MRA)		•	O		O	•	
– Running boards, power-operated (included with R1 and M1 Equipment Packages; requires P2 Equipment Package) (MR7)					O	P	P
– Bed step, deployable (included with Bed Utility Group, Backcountry Package and Elite Package) (MDN/MD1)	P		P	P	P	P	P
Storage – RamBox® System (available with 5'7"-box model only; requires X1, X2, P1 and P2 Equipment Packages) (XB9)				O	O	O	O
– Bed divider (included with Bed Utility Group and Elite Package if equipped with RamBox System) (CKX)				P	P	P	P
Tailgate – Standard, locking (XJJ)	•	•	•	•	•	•	•
– Tailgate-ajar warning lamp (LAN)	•	•	•	•	•	•	•
– Fully damped/assisted tailgate (MWD)	•	•	•	•	•	•	•
– Power-release tailgate (included with Comfort and Convenience Group and P1 and P2 Equipment Packages) (JKR)				P	P	•	•
– Multifunction tailgate (requires spray-in bedliner; included with Southfork Edition Group and Elite Package) (MWK)				O	O	O/P	O/P
– LED hitch lamp in tailgate (LNK)	•	•	•	•	•	•	•
Taillamps – Incandescent with Bright internal bezel (LA6)	•	•	•				
– Premium LED with opaque Light Red lens in front of blind-spot sensor area (included with Blind Spot Monitoring (BSM) <sup>(5)</sup> and Rear Cross-Path and Trailer Detection System <sup>(1)</sup> and Premium Lighting Group) (LAY)	P		P		•	•	•
– Premium LED with opaque Dark Red lens in front of blind-spot sensor area (included with Premium Lighting Group when equipped with Night Edition) (LAY)			P	•	P		P
Tie-Downs – Lower, fixed (four) (CKT)	•		•	•	•	•	•
Tires – LT275/65R18C OWL On-/Off-Road (included with Off-Road Group, Backcountry Package and Max Tow Package) (TCP)	P		P		P/F	P	P
– 275/65R18 BSW All-Season (A/S) (TUM)	•		•		•		
– LT275/70R18E OWL All-Terrain (A/T) (included with Warlock Package) (TT6)	P			•			
– 275/55R20 OWL A/S (included with Sport Appearance Package on Laramie, optional 20-inch wheels on Laramie, Night Edition and Sport Appearance Package if equipped with 20-inch wheels on Big Horn/Lone Star <sup>(20)</sup> ) (TUB)	P		P		P	O	O
– 275/55R20 BSW A/S (TTH)		•	O			•	•
– 275/55R20 BSW A/T (included with Off-Road Group if equipped with 20-inch wheels) (TXP)	P		P		P	P	P
– 285/45R22XL BSW A/S (included with 22-inch wheel offerings) (TAR)					P	P	P

• = Standard. O = Optional. P = Available with Package noted. F = Fleet only.

## STANDARD FEATURES AND OPTIONS

	Tradesman®	HFE	Big Horn®/ Lone Star <sup>(20)</sup>	Rebel®	Laramie®	Limited Longhorn™	Limited
CPOS	A	E	Z/R	W	H	K	M
<b>EXTERIOR FEATURES (CONTINUED)</b>							
Tires (continued) – 285/45R22XL BSW A/T (included with Off-Road Group if equipped with 22-inch wheels) (TXR)						P	P
– Spare Tire - Full-size temporary-use (TBS)	•	•	•		•	•	•
– Spare Tire - Full-size (included with Off-Road Group, Max Tow Package and Backcountry Package) (TBB)	P		P	•	P	P	P
Tonneau Cover – Tri-fold, soft; includes bed lighting (included with Backcountry Package and Night Edition on Limited) (CS7)	O		O/P	O	O	O	O/P
Tow Hooks – Front, Black (included with Warlock Package, Protection Group, Off-Road Group, Backcountry Package and Night Edition on Limited) (XEA)	P		P	•	P		P
– Front, Chrome (XHQ)							•
Trailer Tow – Four-/seven-pin connector (XFK)	•	•	•	•	•	•	•
– Class III hitch (bumper; not available with Class IV hitch receiver) (XFJ)	•	•	•	•	•		
– Class IV hitch receiver (included with H1 and H2 Equipment Packages, Tradesman Group, Trailer-Tow Group and Max Tow Package) (XFH)	O/P		P	O	O	•	•
Wheels – 18x7.5-inch painted steel (WBF)	•						
– 18x8-inch painted aluminum (included with Chrome Appearance Group and Max Tow Package) (WBB)	O/P		•				
– 18x8-inch Black-painted aluminum (included with Warlock Package and Backcountry Package) (WBP)	P		P				
– 18x8-inch Mid-Gloss Black-painted aluminum with Diamond-Cut finish (WBJ)						•	
– 18x8-inch Gloss Black-painted aluminum (included with Night Edition) (WBS)						P	
– 18x8-inch painted aluminum (WBC)							•
– 20x9-inch Black-painted aluminum (included with Night Edition on Tradesman) (WRW)	P						
– 20x9-inch Chrome-clad aluminum (included with Sport Appearance Package) (WRK)	P		O				
– 20x9-inch premium Chrome-clad aluminum (WRD)		•	O				
– 20x9-inch Black-painted aluminum (included with Night Edition) (WRP)			P				
– 20x9-inch premium painted, polished aluminum (WRB)							O
– 20x9-inch premium painted, polished aluminum with insert (included with Sport Appearance Package) (WRJ)							P
– 20x9-inch Gray-painted, polished aluminum (WRU)							•
– 22x9-inch Black-painted aluminum (included with Night Edition; optional with Sport Appearance Package) (WPH)							O/P
– 22x9-inch premium painted aluminum with Brown insert (optional with two-tone Limited Longhorn) (WPF)							O
– 22x9-inch premium painted aluminum with Gray insert (requires Monotone paint) (WPZ)							O
– 22x9-inch Black-painted aluminum (included with Night Edition) (WP9)							P
Wheels, Spare – 18-inch steel (included with all-size base wheels) (WIC)	•		•	•	•	•	•
– 18-inch aluminum (included with 5.7L HEMI® V8 with eTorque 4x4 Crew Cab 5'7"-box model) (WIF)	•	•	P		P	P	P
Wheel Well Liners – Front (MHR)	•	•	•	•	•	•	•
– Rear (requires L1, H1, H2, X1, X2, P1 and P2 Equipment Packages) (MWH)	O		O	O	O	•	•

# 2024 RAM 1500

## STANDARD FEATURES AND OPTIONS

CPOS	Tradesman®	HFE	Big Horn®/ Lone Star <sup>(20)</sup>	Rebel®	Laramie®	Limited Longhorn™	Limited
	A	E	Z/R	W	H	K	M

### EXTERIOR FEATURES (CONTINUED)

Wheel Flares – Lower two-tone Body-color (included with lower two-tone paint) (MRD)						P	
– Monotone Body-color (MML)						•	•
– Off-road (MMQ)				•			
Windshield Wipers – Variable/intermittent (JHA)	•	•	•	•	•	•	•
– Rain-sensitive (included with X2, P1 and P2 Equipment Packages) (JHC)				P	P	•	•

### INTERIOR FEATURES

Air Conditioning – Manual temperature control (HAA)	•	•	•				
– Dual-Zone automatic temperature control (included with H2 Equipment Package and UBL radio) (HAF)			P	•	•	•	•
Clusters – Four-gauge with 3.5-inch color Driver Information Display (JAK)	•	•	•				
– Six-gauge with 7-inch color Driver Information Display (included with Warlock Package, H2 Equipment Package and Backcountry Package) (JAL)	P		P		•		
– Premium, 12-inch color digital Driver Information Display (included with G/T Package and P2 Equipment Package) (JAN)				•	P	•	•
– Head-Up Display (included with Technology Group and R1 and M1 Equipment Packages) (LBK)			P	P	P	P	P
Console, Floor – Full console with sliding storage and wrapped lid (included with bucket seats) (CUF)		•	P				
– Full console with sliding storage and wrapped lid with embossed logo (included with bucket seats) (CUP)				•	P		
– Full console with leather-wrapped shifter (included with G/T Package) (CUC)				P	P		
– Full console with sliding storage with bombay door and premium, leather-wrapped lid with hard badge (CM5)						•	•
Console, Overhead – Base (CUN)	•	•	•	•			
– Premium (included with dual-pane sunroof and G/T Package) (CUS)			P	P	•	•	•
Keyless Enter 'n Go™ – Passive (included with X2 Equipment Package and Comfort and Convenience Group) (GXD)				P	•	•	•
Speed-Sensitive Power Locks – Illuminated entry (JPH)	•	•	•	•	•	•	•
Flooring – Vinyl (includes rear in-floor storage bins on Crew Cab) (CKJ)	•						
– Carpet, base (included with L1 Equipment Package, Sport Appearance Package and Night Edition) (CKE)	F/P	•	•	•	•	•	•
Floor Mats, Front and Rear – Carpet (included with L1 Equipment Package, Sport Appearance Package and Night Edition) (CLE)	P		•		•		
– Rubber with premium carpet inserts (CLX)						•	•
– Rubber (Quad Cab® and Crew Cab; Mopar®; included with Warlock Package and Backcountry Package) (CLF)	O/P		O/P		O		
– Rubber – Mopar Off-Road (included with G/T Package) (CL3)				•	P		
Memory – Driver's only; seat, exterior mirrors, power-adjust pedals, radio presets (included with Comfort and Convenience Group and G/T Package) (LEQ)				P	P	•	•
Mirror, Interior Rearview – Manual day/night (GNA)	•	•	•				

• = Standard. O = Optional. P = Available with Package noted. F = Fleet only.

## STANDARD FEATURES AND OPTIONS

CPOS	Tradesman®	HFE	Big Horn®/ Lone Star <sup>(20)</sup>	Rebel®	Laramie®	Limited Longhorn™	Limited
	A	E	Z/R	W	H	K	M

### INTERIOR FEATURES (CONTINUED)

Mirrors, Interior Rearview (continued) – Auto-dimming, day/night (included with Level 1 Safety Group and H1 and H2 Equipment Packages) (GNK)	P		P	•	•	•	•
– Auto-dimming, digital display (included with Technology Group and R1 and M1 Equipment Packages) (GRG)			P	P	P	P	P
Pedals – Fixed (XA8)	•	•	•	•			
– Power-adjust (included with H2, X1 and X2 Equipment Packages) (XAP)			P	P			
– Power-adjust with memory (included with P1 and P2 Equipment Packages and G/T Package) (XAM)				P	P	•	•
Seats – Vinyl front bench – 40/20/40 split-bench, four-way manual driver's (fore/aft, seatback recline), four-way manual passenger (fore/aft, seatback recline), four-way manual-adjust head restraints <sup>(25)</sup> (up/down, fore/aft), outboard positions only; rear seats, full-length stadium-folding bench, outboard head restraints <sup>(25)</sup> manual dump feature (*TX)	•						
– Cloth front bench – 40/20/40 split-bench, four-way manual driver's (fore/aft, seatback recline), four-way manual passenger (fore/aft, seatback recline), four-way manual-adjust head restraints <sup>(25)</sup> (up/down, fore/aft), outboard positions only; rear seats, full-length stadium-folding bench, outboard head restraints <sup>(25)</sup> manual dump feature (included with L1 Equipment Package, Sport Appearance Package and Night Edition) (*V9)	F/P						
– Cloth front bucket – Four-way manual driver's (fore/aft, seatback recline), four-way manual passenger (fore/aft, seatback recline), four-way manual-adjust head restraints <sup>(25)</sup> (up/down, fore/aft), outboard positions only; rear seats, full-length stadium-folding bench, outboard head restraints <sup>(25)</sup> manual dump feature (*C5)		•					
– Cloth front bench – 40/20/40 split-bench, four-way manual driver's (fore/aft, seatback recline), four-way manual passenger (fore/aft, seatback recline), eight-way power driver's (fore/aft, up/down, cushion tilt, seatback recline; included with H1 and H2 Equipment Packages), four-way power driver's lumbar (fore/aft, up/down; included with H1 and H2 Equipment Packages), four-way manual passenger (fore/aft, seatback recline), four-way manual-adjust head restraints <sup>(25)</sup> (up/down, fore/aft), outboard positions only, map pocket (back of outboard seats); rear seats, 60/40 split-folding bench, outboard head restraints <sup>(25)</sup> manual dump feature (*E1)						•	
– Cloth front bucket – Eight-way power driver's (fore/aft, up/down, cushion tilt, seatback recline), four-way power driver's lumbar (fore/aft, up/down), four-way manual passenger (fore/aft, seatback recline), four-way manual-adjust head restraints <sup>(25)</sup> (up/down, fore/aft), outboard positions only, full-length floor console with two front and two rear cup holders, map pocket (back of outboard seats); rear seats, 60/40 split-folding bench, outboard head restraints <sup>(25)</sup> manual dump feature (requires H1 and H2 Equipment Packages; included with Sport Appearance Package and Night Edition) (*T9)			O/P				
– Cloth front bucket – Eight-way power driver's (fore/aft, up/down, cushion tilt, seatback recline), four-way power driver's lumbar (fore/aft, up/down), four-way manual passenger (fore/aft, seatback recline), four-way manual-adjust head restraints <sup>(25)</sup> (up/down, fore/aft), outboard positions only, full-length floor console with two front and two rear cup holders, map pocket (back of outboard seats); rear seats, 60/40 split-folding bench, outboard head restraints <sup>(25)</sup> manual dump feature (included with Backcountry Package) (*J7)			P				
– Vinyl/cloth front bucket – Eight-way power driver's (fore/aft, up/down, cushion tilt, seatback recline), four-way power driver's lumbar (fore/aft, up/down), four-way manual passenger (fore/aft, seatback recline), four-way manual-adjust head restraints <sup>(25)</sup> (up/down, fore/aft), outboard positions only, Ram's Head logo on inside surface, map pocket (back of outboard seats); rear seats, 60/40 split-folding bench, outboard head restraints <sup>(25)</sup> manual dump feature (*G7)						•	



# 2024 RAM 1500

## STANDARD FEATURES AND OPTIONS

CPOS	Tradesman®	HFE	Big Horn®/Lone Star <sup>(20)</sup>	Rebel®	Laramie®	Limited Longhorn™	Limited
A	E	Z/R	W	H	K	M	

### INTERIOR FEATURES (CONTINUED)

Seats (continued) – Leather-trimmed bucket - Eight-way power driver’s/passenger (fore/aft, up/down, cushion tilt, seatback recline), four-way power driver’s/passenger lumbar (fore/aft, up/down), four-way manual-adjust head restraints <sup>(25)</sup> (up/down, fore/aft), outboard positions only, map pocket (back of outboard seats); rear seats, 60/40 split-folding bench, outboard head restraints <sup>(25)</sup> manual dump feature (included with Night Edition) (*TL)				P			
– Leather-trimmed front bench - 40/20/40 split-bench, eight-way power driver’s (fore/aft, up/down, cushion tilt, seatback recline), eight-way power passenger (fore/aft, up/down, cushion tilt, seatback recline), four-way power driver’s lumbar (fore/aft, up/down), four-way power passenger lumbar (fore/aft, up/down), driver’s memory, heated outboard seating positions, ventilated outboard seating positions, heated steering wheel, four-way manual-adjust head restraints <sup>(25)</sup> (up/down, fore/aft), outboard positions only, map pocket (back of outboard seats); rear seats, 60/40 split-folding bench, (60/40 split-folding bench with manual recline and center 20-percent fold-down console included with P1 and P2 Equipment Packages), outboard head restraints <sup>(25)</sup> manual dump feature, heated rear seat (three adjustment levels each; included with P2 Equipment Package) (*DP)					•		
– Leather-trimmed front bucket - Front bucket, eight-way power driver’s (fore/aft, up/down, cushion tilt, seatback recline), eight-way power passenger (fore/aft, up/down, cushion tilt, seatback recline), four-way power driver’s lumbar (fore/aft, up/down), four-way power passenger lumbar (fore/aft, up/down), driver’s memory, heated outboard seating positions, ventilated outboard seating positions, heated steering wheel, four-way manual-adjust head restraints <sup>(25)</sup> (up/down, fore/aft), outboard positions only, full-length floor console with two front and two rear cup holders, map pocket (back of outboard seats); rear seats, 60/40 split-folding bench with manual recline and center 20-percent fold-down console, outboard head restraints <sup>(25)</sup> manual dump feature, heated rear seat (three adjustment levels each; included with Sport Appearance Package and Night Edition) (*GJ)						O/P	
– Leather-trimmed front bucket - Front bucket, eight-way power driver’s (fore/aft, up/down, cushion tilt, seatback recline), eight-way power passenger (fore/aft, up/down, cushion tilt, seatback recline), four-way power driver’s lumbar (fore/aft, up/down), four-way power passenger lumbar (fore/aft, up/down), driver’s memory, heated outboard seating positions, ventilated outboard seating positions, heated steering wheel, four-way manual-adjust head restraints <sup>(25)</sup> (up/down, fore/aft), outboard positions only, full-length floor console with leather-wrapped shifter, two front and two rear cup holders, map pocket (back of outboard seats); rear seats, 60/40 split-folding bench with manual recline and center 20-percent fold-down console, outboard head restraints <sup>(25)</sup> manual dump feature (included with G/T Package) (*W8)				P	P		
– Premium leather front bucket - Eight-way power driver’s (fore/aft, up/down, cushion tilt, seatback recline), eight-way power passenger (fore/aft, up/down, cushion tilt, seatback recline), four-way power driver’s lumbar (fore/aft, up/down), four-way power passenger lumbar (fore/aft, up/down), driver’s memory, heated outboard seating positions, ventilated outboard seating positions, heated steering wheel, four-way manual-adjust head restraints <sup>(25)</sup> (up/down, fore/aft), outboard positions only, full-length floor console with two front and two rear cup holders, map pocket (back of outboard seats); rear seats, 60/40 split-folding bench with manual recline and center 20-percent fold-down console, outboard head restraints <sup>(25)</sup> manual dump feature, heated rear seat (three adjustment levels each), ventilated rear seat (three adjustment levels each; *JY seats included with Southfork Edition Group) (*DJ/*JY)							•/P

## STANDARD FEATURES AND OPTIONS

CPOS	Tradesman®	HFE	Big Horn®/Lone Star <sup>(20)</sup>	Rebel®	Laramie®	Limited Longhorn™	Limited
A	E	Z/R	W	H	K	M	

### INTERIOR FEATURES (CONTINUED)

Seats (continued) – Premium leather front bucket - Eight-way power driver’s (fore/aft, up/down, cushion tilt, seatback recline), eight-way power passenger (fore/aft, up/down, cushion tilt, seatback recline), four-way power driver’s lumbar (fore/aft, up/down), four-way power passenger lumbar (fore/aft, up/down), driver’s memory, heated outboard seating positions, ventilated outboard seating positions, heated steering wheel, four-way manual-adjust head restraints <sup>(25)</sup> (up/down, fore/aft), outboard positions only, full-length floor console with two front and two rear cup holders, map pocket (back of outboard seats); rear seats, 60/40 split-folding bench with manual recline and center 20-percent fold-down console, outboard head restraints <sup>(25)</sup> manual dump feature, heated rear seat (three adjustment levels each), ventilated rear seat (three adjustment levels each) (*DL)								•
– Premium leather front bucket - Eight-way power driver’s (fore/aft, up/down, cushion tilt, seatback recline), eight-way power passenger (fore/aft, up/down, cushion tilt, seatback recline), four-way power driver’s lumbar (fore/aft, up/down), four-way power passenger lumbar (fore/aft, up/down), driver’s memory, heated outboard seating positions, ventilated outboard seating positions, heated steering wheel, four-way manual-adjust head restraints <sup>(25)</sup> (up/down, fore/aft), outboard positions only, full-length floor console with two front and two rear cup holders, map pocket (back of outboard seats); rear seats, 60/40 split-folding bench with manual recline and center 20-percent fold-down console, outboard head restraints <sup>(25)</sup> manual dump feature, heated rear seat, ventilated rear seat (included with Elite Package) (*SJ)								P
Shifter – Rotary	•	•	•	•	•	•	•	•
– Black (C1G)	P	P	P					
– Bright (C1H)				•	•	•	•	
– Jeweled (included with Elite Package) (C1N)								P
– Leather-wrapped (included with G/T Package) (CVW)				P	P			
Sill Plates – Door sill scuff plates (plastic) (CLP)	•	•	•	•	•			
– Door sill scuff plates (metal) (CLN/CLT)							•	•
Speed Control – Cruise control (NHM)	•	•	•	•	•	•	•	•
– Adaptive Cruise Control (ACC) with Stop and Go <sup>(2)</sup> (included with Advanced Safety Group and R1 and M1 Equipment Packages) (NHZ)				P	P	P	P	P
– Selec-Speed® Control - Off-road feature (included with Warlock Package, Off-Road Group and Backcountry Package; requires electronic locking rear differential) (BNK)	P		P	•	P	P	P	P
Start – Keyless push-button (GX4)	•	•	•	•	•	•	•	•
Steering Column – Manual tilt/telescoping (SUD)	•	•	•	•	•	•	•	•
Steering Wheel – Urethane (SCA)	•	•						
– Leather-wrapped (SCV)				•	•			
– Leather-wrapped, perforated, accent stitching (SCB)					•			
– Leather-wrapped with integrated paddle shifters (included with G/T Package) (SC4)					P	P		
– Leather-wrapped, real-wood (SCW)							•	•
– Heated (included with H1, H2, X1 and X2 Equipment Packages) (NHS)				P	P	•	•	•
– Button controls - Driver Information Display	•	•	•	•	•	•	•	•
– Button controls - Cruise control	•	•	•	•	•	•	•	•
– Button controls - Hands-free <sup>(16)</sup>	•	•	•	•	•	•	•	•

• = Standard. O = Optional. P = Available with Package noted. F = Fleet only.

# 2024 RAM 1500

## STANDARD FEATURES AND OPTIONS

CPOS	Tradesman®	HFE	Big Horn®/Lone Star <sup>(20)</sup>	Rebel®	Laramie®	Limited Longhorn™	Limited
	A	E	Z/R	W	H	K	M

### INTERIOR FEATURES (CONTINUED)

Steering Wheel (continued) – Button controls - Adaptive Cruise Control (ACC) with Stop and Go <sup>(2)</sup>				P	P	P	P
– Dual-note electric horns (JJB)	•	•	•	•	•	•	•
– Electronic Range Select	•	•	•	•	•	•	•
Storage – Center stack pull-out drawer (bench seats only)	•		•		•		
– Front-seat-center underseat bin (bench seats only; included with *V9 seats) (CVH)	P		•		•		
– Front-seat-center seatback bin (bench seat only)	•		•		•		
– Front-seat-center console bin (bucket seats only) (CUF)		•	P	•	P	•	•
– Rear in-floor bins with removable liners (Crew Cab only; included with Black vinyl floor covering and L1, H1, H2, X1, X2, P1 and P2 Equipment Packages) (CB9)	P		P	P	P	•	•
– Rear underseat - Crew Cab only (included with X2 and P2 Equipment Packages; requires H1, H2 or P1 Equipment Package) (CUE)			O	P	O/P	•	•
Sunroof – Dual-pane, power-operated (Crew Cab only; requires H2, X2, P1 and P2 Equipment Packages) (GWJ)			O	O	O	O	O
Sun Visor – Passenger-side with mirror (GNE)	•		•				
– Passenger-side with mirror and light (included with H1 Equipment Package) (GN6)		•	P	•			
– Driver's-side with mirror and light with Universal Garage Door Opener (included with H2, X1 and X2 Equipment Packages) (GNC)			P	P	•	•	•
– Cloth driver's/passenger with mirror	•	•	•	•	•	•	•
Turn Signals – Three-blink lane-change feature	•	•	•	•	•	•	•
Window Control – Windows, power one-touch up/down, driver's and front-passenger (JP3)	•	•	•	•	•	•	•
– Rear backlight, fixed (GJD)	•	•	•	•	•		
– Rear backlight, power-sliding (included with Snow Plow Prep Group and L1, H1, H2, X1, X2, P1 and P2 Equipment Packages) (GFE)	P		P	P	P	•	•
– Rear defroster (with power-sliding backlight only; included with Snow Plow Prep Group and H1, H2, X1, X2, P1 and P2 Equipment Packages) (GFA)	F/P		P	P	P	•	•

### UCONNECT® MULTIMEDIA

Uconnect Integrated Voice Command (XRB)	•	•	•	•	•	•	•
– Front: two 2.5A USB ports - Fully functional (RSF)	•	•	•	•	•	•	•
– Middle: one 2.5A USB port - Charging-only (RS3)	•	•	•	•	•	•	•
– Rear: one 2.5A USB port - Charging-only (included with H2, X1 and X2 Equipment Packages) (RS2)			P	P	•	•	•
– Front - Auxiliary headphone jack (RSU)	•	•	•	•	•	•	•
Power – Accessory delay (JKY)	•	•	•	•	•	•	•
– Front-seat, 12-volt ignition-fed (JJJ)	•	•	•	•	•	•	•
– Front-seat, 115-volt outlet (three-prong), battery-fed (optional with L1 Equipment Package; included with H2 Equipment Package) (JKV)	F/O		F/P	•	•	•	•
– Rear-seat, 115-volt outlet (three-prong), battery-fed (included with X2 Equipment Package) (JJN)				P	•	•	•
– RamBox® Cargo Management System, 115-volt outlet (three-prong), battery-fed (included with RamBox System) (XBE)				P	P	P	P

## STANDARD FEATURES AND OPTIONS

CPOS	Tradesman®	HFE	Big Horn®/Lone Star <sup>(20)</sup>	Rebel®	Laramie®	Limited Longhorn™	Limited
	A	E	Z/R	W	H	K	M

### UCONNECT MULTIMEDIA (CONTINUED)

Power (continued) – Front-seat, wireless charging pad (available with bucket seats only; included with Comfort and Convenience Group and P2, R1 and M1 Equipment Packages) (RFX)				P	P	P	P
– 400-watt inverter (included with 115-volt auxiliary power outlet and H2 Equipment Package) (XHR)	P		P	•	•	•	•
Radio Systems – Uconnect 3 with 5-inch display (UAA)	•	•	•				
– Uconnect 5 with 8.4-inch display (included with Trailer-Tow Group and H1 Equipment Package) (UBD)	P		P				
– Uconnect 5 NAV with 8.4-inch display (requires H1 Equipment Package) (UBL)			O	•	•		
– Uconnect 5 NAV with 12-inch display (included with X1, X2, P1 and P2 Equipment Packages; requires H2 Equipment Package) (UBQ)			O	P	P	•	•
Radio Controls – Steering wheel-mounted (RDZ)			•	•	•	•	•
SiriusXM® Radio <sup>(13)</sup> (three-month trial; included with L1 Equipment Package and UBD radio) (RSD)	P		P				
SiriusXM with 360L <sup>(13)</sup> (included with UBL and UBQ radios) (RTU)			P	•	•	•	•
TomTom® Connected Travel and Traffic Services <sup>(33)</sup> (included with UBL and UBQ radios) (RTV)			P	•	•	•	•
Ram Connect <sup>(31)</sup> (three-month trial) – Built-in cellular connection (included with UAA radio) - Available (RT1)	P	P	P				
Sound System – Six-speaker (RCG)	•	•	•	•			
– Alpine® 10-speaker system (included with H2 and X1 Equipment Packages; requires H1 Equipment Package) (RC3)			O/P	P	•	•	•
– Harman Kardon® 19-speaker system (included with X2, P2, R1 and M1 Equipment Packages; Elite Package; and Night Edition on Limited) (RCA)				P	P	P	P
Uconnect Features – Apple CarPlay™ <sup>(4)</sup> /Android Auto™ <sup>(3)</sup> (included with 8.4-inch and 12-inch radios) (RFP/RF5)	P		P	P	•	•	•
– Active Noise Cancellation (included with 5.7L HEMI® V8) (JLW)	P		P	P	P	P	P

### SAFETY & SECURITY

Air Bags <sup>(21)</sup> – Advanced multistage driver's and front-passenger (CG3)	•	•	•	•	•	•	•
– Supplemental side-curtain (CGS)	•	•	•	•	•	•	•
– Supplemental side seat (CJ1)	•	•	•	•	•	•	•
Belt Alert – Driver's (LAX)	•	•	•	•	•	•	•
– Passenger (LAX)	•	•	•	•	•	•	•
Brakes – Power-assisted four-wheel antilock disc (BRT)	•	•	•	•	•	•	•
– Brake override	•	•	•	•	•	•	•
Electronic Parking Brake (XC4)	•	•	•	•	•	•	•
Electronic Stability Control (ESC) <sup>(6)</sup> (BNB)	•	•	•	•	•	•	•
– Brake Assist (BGE)	•	•	•	•	•	•	•
– Electronic Roll Mitigation (BNS)	•	•	•	•	•	•	•
– Hill Start Assist (BNG)	•	•	•	•	•	•	•
– Rain Brake Support (BHC)	•	•	•	•	•	•	•



# 2024 RAM 1500

## STANDARD FEATURES AND OPTIONS

	Tradesman®	HFE	Big Horn®/ Lone Star <sup>(20)</sup>	Rebel®	Laramie®	Limited Longhorn™	Limited
CPOS	A	E	Z/R	W	H	K	M
<b>SAFETY &amp; SECURITY (CONTINUED)</b>							
Electronic Stability Control (ESC) <sup>(6)</sup> (continued) – Ready Alert Braking (BHD)	•	•	•	•	•	•	•
– All-Speed Traction Control (BNM)	•	•	•	•	•	•	•
– Trailer Sway Damping <sup>(6)</sup> (BNT)	•	•	•	•	•	•	•
Selec-Speed® Control (included with Warlock Package, Off-Road Group and Backcountry Package) (BNK)	P		P	•	P	P	P
Camera – ParkView® Rear Back-Up Camera <sup>(1)</sup> with dynamic grid lines and center lines (XAC)	•	•	•	•	•	•	•
– 360° Surround-View Camera System <sup>(1)</sup> (included with Advanced Safety Group and R1 and M1 Equipment Packages) (XAK)					P	P	P
– 360° Trailer Surround-View Camera System <sup>(1)</sup> (requires Advanced Safety Group or R1 or M1 Equipment Package) (XN1)				0	0	0	0
Blind Spot Monitoring (BSM) <sup>(5)</sup> and Rear Cross-Path and Trailer Detection System <sup>(1)</sup> (requires L1, H2 and X2 Equipment Packages; includes LED taillamps on Tradesman and Big Horn/Lone Star <sup>(20)</sup> ; included with P1, P2 and R1 Equipment Packages) (XAN)	F/O		F/O	0	P	P	•
Full-Speed Forward Collision Warning Plus <sup>(6)</sup> (included with Level 1 Safety Group) (LSU)	P		P	•	•	•	•
LaneSense® Lane Departure Warning Plus <sup>(10)</sup> (included with Level 1 Safety Group, Advanced Safety Group, and R1 and M1 Equipment Packages) (LAS)	P		P	P	P	P	P
Head Restraints <sup>(25)</sup> – Front - Outboard, four-way manual-adjust (up/down, fore/aft) (CDP)	•	•	•	•	•	•	•
– Rear - Manual dump feature on outboard seating positions (CSH)	•	•	•	•	•	•	•
ParkSense® Front and Rear Park Assist with Rear ParkSense Stop <sup>(11)</sup> (requires H1 and X1 Equipment Packages; included with H2, X2, P1, P2 and R1 Equipment Packages) (XH4)	F		O/P	O/P	O/P	P	•
Parallel and Perpendicular Park Assist <sup>(11)</sup> (included with Advanced Safety Group and R1 and M1 Equipment Packages) (XH5)					P	P	P
Remote Keyless Entry – Controls for power locks (including doors, tailgate and RamBox® Cargo Management System when so equipped) - Illuminated entry system, panic alarm; includes two transmitters (included with L1 Equipment Package) (GXM)	•	•	•	•	•	•	•
Remote Start <sup>(12)</sup> System – Key fob activation (included with H2 and X2 Equipment Packages) (XBM)			O/P	O/P	•	•	•
Restraints – Front, three-point seat belts, shoulder height-adjustable (outboard seating positions) (CGD)	•	•	•	•	•	•	•
– Front, three-point seat belts (center seating position, bench only)	•	•	•	•	•	•	•
– Rear, three-point seat belts (all seating positions)	•	•	•	•	•	•	•
LATCH – Child Seat Anchor System (CGU)	•	•	•	•	•	•	•
– Occupant Classification System	•	•	•	•	•	•	•
Security – Sentry Key® engine immobilizer (GXX)	•	•	•	•	•	•	•
– Security alarm <sup>(24)</sup> (included with H2 and X2 Equipment Packages) (LSA)			P	P	•	•	•
Tire Pressure Monitor – Tire-specific Tire Pressure Monitoring Display (XGM)	•	•	•	•	•	•	•
– Tire Pressure Fill Alert System (LAW)	•	•	•	•	•	•	•
Trailer Brake Controller – Integrated electronic controller (requires Class IV trailer hitch receiver; included with Trailer-Tow Group and Max Tow Package) (XHC)	O/P		O/P	O/P	O/P	O/P	O/P
Trailer Tire Pressure Monitoring (included with Trailer-Tow Group) (XG9)	P		P	P	P	P	P

• = Standard. 0 = Optional. P = Available with Package noted. F = Fleet only.

## STANDARD FEATURES AND OPTIONS

	Tradesman®	HFE	Big Horn®/ Lone Star <sup>(20)</sup>	Rebel®	Laramie®	Limited Longhorn™	Limited
CPOS	A	E	Z/R	W	H	K	M
<b>APPEARANCE PACKAGES</b>							
Chrome Appearance Group – Includes Chrome headlamp bezels, Chrome front and rear bumpers, Chrome grille surround, 18-inch painted aluminum wheels and P18-inch BSW All-Season (A/S) tires (requires L1 Equipment Package) (AMP)	0						
Sport Appearance Package (Tradesman) – Includes Monotone paint, Body-color front and rear bumpers, Body-color grille surround, 20-inch Chrome-clad aluminum wheels, *V9 cloth bench seats, carpet floor covering, carpet floor mats and fog lamps (requires L1 Equipment Package) (AEF)	0						
Sport Appearance Package (Big Horn/Lone Star <sup>(20)</sup> ) – Includes Monotone paint only, Sport decal, Body-color front bumper, Body-color rear bumper, Body-color grille surround, Body-color door handles, Body-color mirror cap and cloth bucket seats (requires H1 Equipment Package) (AEF)			0				
Sport Appearance Package (Laramie) – Includes Monotone paint only, Sport decal, Body-color front bumper, Body-color rear bumper, Body-color grille surround, Body-color mirror caps, Sport Performance Hood, 20x9-inch premium painted/polished/insert cast aluminum wheels, P20-inch OWL A/S tires and leather-trimmed bucket seats (requires P1 or P2 Equipment Package) (AEF)						0	
Night Edition (Tradesman) – Includes Monotone paint, 20-inch Black-painted aluminum wheels, Black grille, Black badges, dual Black exhaust tips and antispin differential (packaged with 5.7L HEMI® V8; includes Sport Appearance Package; requires L1 Equipment Package) (ASH)	0						
Night Edition (Big Horn/Lone Star <sup>(20)</sup> ) – Includes Monotone paint, Black grille, 20x9-inch Black-painted cast aluminum wheels, Black badges, Gloss Black door handles and mirror caps, dual Black exhaust tips, antispin differential (packaged with 5.7L HEMI V8), and headlamps and taillamps with Dark internal bezels (includes Sport Appearance Package; requires H2 Equipment Package) (ASH)			0				
Night Edition (Rebel) – Includes 18-inch Black-painted aluminum wheels, Black grille, Black front bumper and skid plate, and Black leather-trimmed seating (requires X1 or X2 Equipment Package) (ASH)				0			
Night Edition (Laramie) – Includes Monotone paint, Black grille, 22x9-inch forged Black-painted aluminum wheels, Black badges, Gloss Black door handles and mirror caps, dual Black exhaust tips and antispin differential (packaged with 5.7L HEMI V8), and headlamps and taillamps with Dark internal bezels (includes Sport Appearance Package; requires P2 Equipment Package) (ASH)						0	
Night Edition (Limited) – Includes Black grille; Gloss Black door handles and mirror caps; Body-color front and rear bumpers; Sport Performance Hood; tri-folding tonneau cover; Black tow hooks; 22-inch Black-painted aluminum wheels; dual Black exhaust tips; Black badges; Black window moldings, headlamps and taillamps with Dark internal bezels; 19-speaker premium audio system; and Black interior (ASH)							0
Elite Package – Includes suede headliner, Mopar® Four Adjustable Cargo Tie-Down Loops, jeweled rotary shift knob, premium quilted leather bucket seats, multifunction tailgate, Mopar Bright Pedal Kit, Mopar Deployable Bed Step, 19-speaker premium audio system and special Indigo/Sea Salt Gray interior color combination (AA3)							0
<b>EQUIPMENT PACKAGES</b>							
Tradesman Level 1 Equipment Package (L1) – Includes power-sliding rear backlight, cloth 40/20/40 split-bench seat, rear in-floor storage bins, carpet floor covering, power-sliding rear window, carpet floor mats and SiriusXM® Radio <sup>(13)</sup> (A61)	0						

# 2024 RAM 1500

## STANDARD FEATURES AND OPTIONS

CPOS	A	E	Z/R	W	H	K	M
------	---	---	-----	---	---	---	---

### EQUIPMENT PACKAGES (CONTINUED)

Big Horn/Lone Star <sup>(20)</sup> Level 1 Equipment Package (H1) – Includes rear in-floor storage bins, electronic shift-on-demand transfer case, Class IV hitch receiver, power-sliding rear window, passenger sun visor with illuminated vanity, auto-dimming rearview mirror, GUK exterior mirrors, rear window defroster, heated steering wheel, instrument-panel (I/P) badge, heated front seats, glove box lamp, fog lamps, rear dome lamp with on/off switch and Uconnect® 5 with 8.4-inch touchscreen display (A62)			0				
Big Horn/Lone Star <sup>(20)</sup> Level 2 Equipment Package (H2) – Includes H1 Equipment Package, power 10-way driver’s seat, security alarm <sup>(24)</sup> system, Remote Start <sup>(12)</sup> System, 400-watt inverter, Dual-Zone automatic temperature control, Universal Garage Door Opener, 115-volt power outlet, 7-inch Driver Information Display cluster, LED footwell lighting and 10-speaker premium audio system (A63)			0				
Backcountry Package – Includes Selec-Speed® Control; Mopar® Four Adjustable Cargo Tie-Down Loops; *J7 bucket seats; electronic locking rear axle; off-road decals; tri-folding tonneau cover; tow hooks; dual exhaust with Black tips; skid plates for fuel tank, transfer case, front suspension and steering gear; spray-in bedliner; Mopar Deployable Bed Step; Gloss Black mirrors; Mopar Rubber Floor Mats; Backcountry dash badge; Off-Road Information Pages; 7-inch Driver Information Display premium cluster; Black exterior badges; LED bed lighting; Black headlamp bezels; Mopar Black Side Steps; Black lower two-tone paint; Black-painted front and rear bumpers; Body-color grille surround with Black mesh inserts; raised ride height; extra-heavy-duty front and rear shocks; full-size spare tire; and 18-inch Black-painted aluminum wheels with LT275/65R18C OWL On-/Off-Road tires (requires H1 or H2 Equipment Package and 5.7L HEMI® V8) (AXY)			0				
Rebel Level 1 Equipment Package (X1) – Includes 10-way power driver’s seat, rear in-floor storage bins, sun visors with illuminated vanity mirrors, GUK exterior mirrors, power-sliding rear window, rear window defroster, Universal Garage Door Opener, heated steering wheel, heated front seats, driver’s-door foam bottle insert, rear dome lamp with on/off switch, 10-speaker premium audio system, Uconnect 5 NAV with 12-inch touchscreen display and power-adjust pedals (A64)				0			
Rebel Level 2 Equipment Package (X2) – Includes X1 Equipment Package, rear underseat storage compartment, Gloss Black door handles, security alarm <sup>(24)</sup> system, Remote Start <sup>(12)</sup> System, Keyless Enter ‘n Go™ passive entry, 115-volt rear power outlet, rain-sensitive windshield wipers, 19-speaker premium audio system, and ParkSense® Front and Rear Park Assist with Rear ParkSense Stop <sup>(11)</sup> (A65)				0			
G/T Package (Rebel) – Includes memory for driver’s seat/mirrors/radio, underseat lighting, premium overhead console, floor console with integrated leather-wrapped shift lever, leather-trimmed bucket seating, G/T decal, upgraded exhaust, leather-wrapped steering wheel with integrated paddle shifters, Mopar Bright Pedal Kit, Mopar Cold Air Intake Kit, Performance Pages with UBL or UBQ radio, G/T interior theme, LED interior lighting and power-adjust pedals with memory (requires X2 Equipment Package, 5.7L HEMI V8 with eTorque, Black interior and premium audio system) (ASU)			0				
Laramie Level 1 Equipment Package (P1) – Includes rear in-floor storage bins, electronic shift-on-demand transfer case, power-sliding rear window, rear window defroster, driver’s-door foam bottle insert, rain-sensitive windshield wipers, remote tailgate release, heated rear seats, front and rear door accent lighting, LED fog lamps, LED headlamps, Auto High-Beam Headlamp Control, Uconnect 5 NAV with 12-inch touchscreen display, power-adjust pedals with memory, Blind Spot Monitoring (BSM) <sup>(5)</sup> and Rear Cross-Path and Trailer Detection System, <sup>(1)</sup> and ParkSense Front and Rear Park Assist with Rear ParkSense Stop <sup>(11)</sup> (A66)					0		

• = Standard. 0 = Optional. P = Available with Package noted. F = Fleet only.

## STANDARD FEATURES AND OPTIONS

CPOS	A	E	Z/R	W	H	K	M
------	---	---	-----	---	---	---	---

### EQUIPMENT PACKAGES (CONTINUED)

Laramie Level 2 Equipment Package (P2) – Includes P1 Equipment Package, rear reclining 60/40 split-folding bench seat, rear underseat storage compartment, wireless charging pad (if equipped with bucket seats), premium 12-inch digital Driver Information Display cluster and 19-speaker premium audio system (A67)							0
G/T Package (Laramie) – Includes floor console with integrated leather-wrapped shift lever, leather-trimmed bucket seating, 3.92 axle ratio, G/T decal, Sport Performance Hood, upgraded exhaust, leather-wrapped steering wheel with integrated paddle shifters, Mopar Bright Pedal Kit, Mopar Off-Road Rubber Floor Mats, Mopar Cold Air Intake Kit, Performance Pages with UBL or UBQ radio and G/T interior theme (requires Sport Appearance Package or Night Edition, 5.7L HEMI V8 with eTorque and Black interior) (ASU)							0
Limited Longhorn Level 1 Equipment Package (R1) – Includes Pedestrian Automatic Emergency Braking, <sup>(8)</sup> spray-in bedliner, digital rearview mirror, wireless charging pad, Head-Up Display, LED Center High-Mounted Stop Lamp (CHMSL), LED bed lighting, power-running boards, Adaptive Cruise Control (ACC) with Stop and Go, <sup>(2)</sup> 19-speaker premium audio system, ParkSense Front and Rear Park Assist with Rear ParkSense Stop, <sup>(11)</sup> LaneSense® Lane Departure Warning Plus, <sup>(10)</sup> BSM <sup>(5)</sup> and Rear Cross-Path and Trailer Detection System, <sup>(1)</sup> 360° Surround-View Camera System, <sup>(1)</sup> and Parallel and Perpendicular Park Assist <sup>(11)</sup> (A68)							0
Southfork Edition Group – Includes Mountain Brown premium leather seats, multifunction tailgate and Mopar Bright Pedal Kit (requires R1 Equipment Package) (ACB)							0
Limited Level 1 Equipment Package (M1) – Includes Pedestrian Automatic Emergency Braking, <sup>(8)</sup> spray-in bedliner, digital rearview mirror, wireless charging pad, power-running boards, Head-Up Display, LED CHMSL, LED bed lighting, ACC with Stop and Go, <sup>(2)</sup> LaneSense Lane Departure Warning Plus, <sup>(10)</sup> 360° Surround-View Camera System, <sup>(1)</sup> Parallel and Perpendicular Park Assist, <sup>(11)</sup> ParkSense Front and Rear Park Assist with Rear ParkSense Stop, <sup>(11)</sup> and 19-speaker premium audio system (A69)							0

### FUNCTIONAL PACKAGES/GROUPS

Comfort and Convenience Group – Includes memory for driver’s seat and mirrors, 10-way power-adjust for driver’s and front-passenger seats, Gloss Black door handles, wireless charging pad, Keyless Enter ‘n Go passive entry, remote tailgate release and heated rear seats (requires X1 Equipment Package) (AFB)				0			
Bed Utility Group – Includes upper adjustable tie-downs, bed divider (available with RamBox® Cargo Management System only), LED bed lighting deployable bed step and spray-in bedliner (Big Horn/Lone Star <sup>(20)</sup> and Laramie models only; optional with L1, H1, H2, X1, X2, P1 and P2 Equipment Packages) (ANT)	0		0	0	0	0	0
Power Driver’s Seat Group – Includes 12-way power driver’s seat (requires *V9 cloth seats) (AFP)	F						
Protection Group – Includes tow hooks, front suspension skid plate, transfer case skid plate, electronic power steering skid plate and fuel tank skid plate (4x4 models only) (ADB)	0		0		0	0	0
Premium Lighting Group – Includes LED reflector headlamps, LED taillamps and LED fog lamps (requires H2 Equipment Package) (AD6)			0				
Off-Road Group – Includes Selec-Speed Control, tow hooks, front suspension skid plate, transfer case skid plate, electronic power steering skid plate, fuel tank skid plate, rear electronic locking axle, front and rear off-road calibrated shocks, off-road decals, Off-Road Information Pages, raised ride height, All-Terrain (A/T) tires and full-size spare (requires L1 and H1 Equipment Packages) (AWL)	0		0		0	0	0

• = Standard. 0 = Optional. P = Available with Package noted. F = Fleet only.



# 2024 RAM 1500

**STANDARD FEATURES AND OPTIONS**

	Tradesman®	HFE	Big Horn®/ Lone Star <sup>(20)</sup>	Rebel®	Laramie®	Limited Longhorn™	Limited
<b>CPOS</b>	A	E	Z/R	W	H	K	M
<b>FUNCTIONAL PACKAGES/GROUPS (CONTINUED)</b>							
Trailer-Tow Group – Includes Class IV hitch receiver, integrated Trailer Brake Controller, 7x11-inch trailer-tow mirrors, Trailer Light Check, Trailer Tire Pressure Monitoring, Uconnect® 5 with 8.4-inch touchscreen display on Tradesman and Big Horn/Lone Star, <sup>(20)</sup> and Trailer Reverse Steering Control (AHC)	0		0	0	0	0	0
Level 1 Safety Group – Includes Pedestrian Automatic Emergency Braking, <sup>(8)</sup> rearview auto-dimming mirror, Full-Speed Forward Collision Warning Plus <sup>(9)</sup> and LaneSense® Lane Departure Warning Plus <sup>(10)</sup> (AJ1)	0		0				
Advanced Safety Group – Includes Pedestrian Automatic Emergency Braking, <sup>(8)</sup> Adaptive Cruise Control (ACC) with Stop and Go <sup>(2)</sup> LaneSense Lane Departure Warning Plus <sup>(10)</sup> 360° Surround-View Camera System, <sup>(1)</sup> Auto High-Beam Headlamp Control, and Parallel and Perpendicular Park Assist <sup>(11)</sup> (requires X2 or P2 Equipment Package) (ALP)				0	0		
Technology Group – Includes digital rearview mirror, Head-Up Display and LED Center High-Mounted Stop Lamp (CHMSL) (requires H2 and X2 Equipment Packages, Advanced Safety Group and UBL or UBLQ radio) (ADG)			0	0	0		

**STANDARD FEATURES AND OPTIONS**

	Tradesman®	HFE	Big Horn®/ Lone Star <sup>(20)</sup>	Rebel®	Laramie®	Limited Longhorn™	Limited
<b>CPOS</b>	A	E	Z/R	W	H	K	M
<b>FUNCTIONAL PACKAGES/GROUPS (CONTINUED)</b>							
Tradesman Group – Includes Class IV hitch receiver and spray-in bedliner (AS9)	0						
Snow Plow Prep Group – 4x4 only; includes 220-amp alternator, rear power-sliding window and rear window defroster (requires 3.92 axle ratio and 5.7L HEMI® V8) (AHD)	F		F				
Max Tow Package – Includes max towing 10-inch axle with 3.92 axle ratio, Class IV hitch receiver, Trailer Brake Controller, 18x8-inch aluminum wheels and LT18-inch OWL On-/Off-Road tires (available with 5.7L HEMI V8 with eTorque on 4x2 Quad Cab® only) (AJL)	0		0				
Body-Color Bumper Group – Includes Body-color front bumper and Body-color rear bumper (ALN)						0	0
Warlock Package – Includes Selec-Speed® Control, electronic locking rear differential, Warlock decal, tow hooks, dual exhaust with Black tips (when equipped with 5.7L HEMI V8), fuel tank/transfer case/ front suspension/steering gear skid plates, front and rear rubber floor mats, instrument cluster with 7-inch Driver Information Display, Black exterior badges, fog lamps, Black grille surround, Uconnect 5 with 8.4-inch touchscreen display, raised ride height, off-road tuned front and rear shocks, 18-inch Black-painted aluminum wheels and 18-inch OWL All-Terrain (A/T) tires (AGN)	0						



• = Standard. 0 = Optional. P = Available with Package noted. F = Fleet only.



# 2024 RAM 2500/3500 HEAVY DUTY



ENGINES	HORSEPOWER <sup>(22)</sup>	TORQUE <sup>(22)</sup>
6.4L HEMI V8	410 hp @ 5,600 rpm	429 lb-ft @ 4,000 rpm
6.7L Cummins® Turbo Diesel	370 hp @ 2,800 rpm	850 lb-ft @ 1,700 rpm
6.7L High-Output Cummins Turbo Diesel (3500)	420 hp @ 2,800 rpm	1,075 lb-ft @ 1,800 rpm

ALL RAM PICKUP BOXES*	6'4" BOX	8' BOX
Maximum Length at Floor	76.3	98.3
Front of Box to End of Open Tailgate	100.2	120.2
Depth of Box/Open Tailgate	20.1/20.1	20.2/20.2
Cargo Volume* (cu ft)	57.5	74.7
Width between Wheelhousings	51	51
Maximum Width, Wall-to-Wall	66.4	66.4

\*Does not include allowances for wheelhousings.

## SELECT FEATURES

- 6.4L HEMI® V8 Engine/8HP75 8-speed Automatic Transmission
- Alternator – 180-amp
- Antilock Four-Wheel Disc Brakes
- Automatic Headlamps
- Battery – 730-amp, maintenance-free
- Class V Hitch Receiver
- Driver's- and Passenger-Side Assist Handles
- Locking Tailgate
- Power Recirculating Ball Steering
- Rear Axle – 11.5-inch
- Tilt Steering Column
- Tinted Glass, All Windows
- Trailer-Tow Harness – Four-/seven-pin connector
- Variable/Intermittent Windshield Wipers

## SAFETY & SECURITY

- Air Bags<sup>(21)</sup> – Multistage driver's and front-passenger, supplemental side-curtain and side-seat
- Dynamic Front Crumple Zones and Side-Impact Door Beams

Electronic Stability Control (ESC)<sup>(6)</sup> System – Includes Brake Assist, Electronic Roll Mitigation, Hill Start Assist, Rain Brake Support, Ready Alert Braking, Full-Function All-Speed Traction Control and Trailer Sway Damping<sup>(6)</sup>

- Enhanced Accident Response System
- ParkView® Rear Back-Up Camera<sup>(1)</sup>
- Sentry Key® Theft Deterrent System
- Tire Pressure Information System (3500 models)
- Tire Pressure Monitoring System with Display (2500 only)

## AVAILABLE FLEET FEATURES

- Cloth Bench Seat Option (Available on Tradesman®)
- Front Fog Lamps (Available on Tradesman)
- Low-Volume Paint Options
- Mopar® Black Tubular Side Steps (Available on Tradesman)
- ParkSense® Front and Rear Park Assist<sup>(11)</sup> (Available on Tradesman and Big Horn®/Lone Star<sup>(20)</sup>)
- Power Two-Way Driver's Lumbar-Adjust Seat (Available on Tradesman and Big Horn/Lone Star<sup>(20)</sup>)
- Two Additional Key Fobs (Available on Tradesman and Big Horn/Lone Star<sup>(20)</sup>)

RAM 2500 EXTERIOR DIMENSIONS*				
All specs are for base models only.	Regular Cab		Mega Cab®	
	8' Box	6'4" Box	8' Box	6'4" Box
Overall Body Width	83.5	83.5	83.5	83.5
Overall Height (4x2/4x4)	78/80.2	78.2/80.2	78.1/80.1	80.1 (4x4 only)
Overall Length	232	238.8	260.8	249.9
Track – Front	68.7	68.7	68.7	68.7
Track – Rear	68.1	68.1	68.1	68.1
Wheelbase	140.2	149.1	169	160.4

RAM 3500 EXTERIOR DIMENSIONS*							
All specs are for base models only.	Regular Cab		Crew Cab			Mega Cab	
	8' Box	8' Box DRW	6'4" Box	8' Box	8' Box DRW	6'4" Box	6'4" Box DRW
Overall Width	83.5	96.5	83.5	83.5	96.5	83.5	96.5
Overall Height (4x2/4x4)	78.3/80.4	77.8/79.5	78.3/80.3	78.4/79.8	77.1/79.3	79.9 (4x4 only)	78.9 (4x4 only)
Overall Length	232	232	238.8	260.8	260.8	249.9	250
Track – Front	67.7	67.7	67.7	67.7	67.7	67.7	67.7
Track – Rear	67.1	75.9	67.1	67.1	75.9	67.1	75.9
Wheelbase	140.2	140.2	149	169.3	169.3	160.4	160.4

\*Based on 2023MY vehicle information. All dimensions are in inches unless otherwise noted.

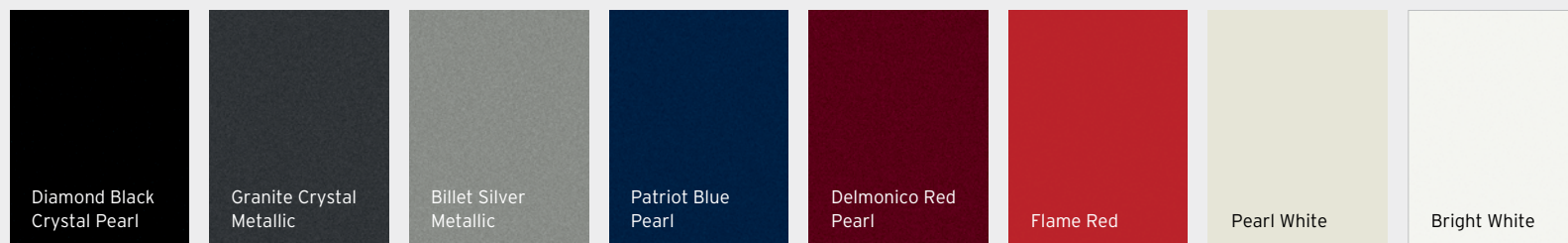
TOWING <sup>(19)</sup>	
Maximum Towing (lb)	
– 2500	20,000
– 3500	37,090

PAYLOAD <sup>(19)</sup>	
Maximum Payload (lb)	
– 2500	4,000
– 3500	7,680



# 2024 RAM 2500/3500 HEAVY DUTY

## EXTERIOR PAINT COLORS



### STANDARD FEATURES AND OPTIONS

#### CPOS

#### CONFIGURATIONS

	Tradesman®	Big Horn® / Lone Star <sup>(20)</sup>	Rebel®	Power Wagon®	Laramie®	Limited Longhorn™	Limited
	2TA	2TZ/2TY	2TR	2TP	2TH	2TK	2TM
Body Model – Regular Cab 8'-box - 140.2-inch wheelbase (-62)	•	•					
– Crew Cab 6'4"-box - 149.1-inch wheelbase (Single Rear Wheel (SRW) only) (-91)	0	0	•	•	•	•	•
– Crew Cab 8'-box - 169.1-inch wheelbase (-92)	0	0			0	0	0
– Mega Cab® 6'4"-box - 160.2-inch wheelbase (4x4 only) (-81)					0	0	0
Drive – 4x2 (2500/3500)	•	•			•	•	•
– 4x4 (2500/3500)	0	0	•	•	0	0	0

#### ENGINES / TRANSMISSIONS / AXLES

6.4L HEMI® V8/8-speed Automatic (8HP75) (ESB/DFX)	•	•	•	•	•		
– 11.5-inch rear axle/3.73 ratio (2500/3500 SRW; standard with DFX+AR9) (DRQ/DME)	•	•	•		•		
– 11.5-inch rear axle/4.10 ratio (2500/3500 SRW; optional if DFX+AR9; requires DSA) (DRQ/DMF)	0	0	0	•	0		
– 11.5-inch rear axle/3.73 ratio (3500 Dual Rear Wheel (DRW); included with DFX+WLA) (DRX/DME)	P	P			P		
– 11.5-inch rear axle/4.10 ratio (3500 DRW; optional if DFX+WLA) (DRX/DMF)	0	0			0		
6.7L Cummins® Turbo Diesel/6-speed Automatic (68RFE) – Standard-output (ETL/DG7)	0	0	0		0	•	•
– 11.5-inch rear axle/3.73 ratio (2500/3500 SRW; standard with DG7+AR9) (DRQ/DME)	0	0	0		0	•	•
– 11.5-inch rear axle/3.73 ratio (3500 DRW; included with DG7+WLA) (DRX/DME)	P	P			P	P	P
– 11.5-inch rear axle/4.10 ratio (3500 DRW; optional if DG7+WLA) (DRX/DMF)	0	0			0	0	0
6.7L High-Output Cummins Turbo Diesel/6-speed Heavy-Duty Automatic (AISIN® AS69RC; 3500 only) (ETM/DF2)	0	0			0	0	0
– 12-inch rear axle/3.73 ratio (3500 SRW only; included with DF2+AR9) (DR7/DME)	P	P			P	P	P
– 12-inch rear axle/3.73 ratio (3500 DRW only; included with DF2+WLA) (DRC/DME)	P	P			P	P	P
– 12-inch rear axle/4.10 ratio (3500 DRW only; optional if DF2+WLA) (DRC/DMF)	O/P	O/P			O/P	O/P	O/P

• = Standard. 0 = Optional. P = Available with Package noted. F = Fleet only.

### STANDARD FEATURES AND OPTIONS

#### CPOS

#### MECHANICAL FEATURES

	Tradesman®	Big Horn® / Lone Star <sup>(20)</sup>	Rebel®	Power Wagon®	Laramie®	Limited Longhorn™	Limited
	2TA	2TZ/2TY	2TR	2TP	2TH	2TK	2TM
Alternators – Single 180-amp (gas engine: standard; diesel engines: standard on 2TA, 2TZ, 2TY and 2TP only; not available on 2TH, 2TK or 2TM) (BAD)	•	•		•	•		
– Single 220-amp (gas engine: optional; diesel engines: optional on 2TA, 2TZ and 2TY only; standard on 2TH, 2TK and 2TM; all engines: included with Special Service Vehicle Group (AAP), Emergency/Fire/Rescue Special Service Package (AH6) and Snow Plow Prep Group (AHD)) (BAJ)	O/P	O/P	•		•/O/P	•	•
– Dual: 160- + 220-amp = 380-amp (gas engine only; included with Snow Chief Group) (XF5)	O/P	O/P	O/P	O/P	O/P	O/P	O/P
– Dual: 2x220-amp = 440-amp (diesel engines only; included with Snow Chief Group) (XF7)	O/P	O/P	O/P		O/P	O/P	O/P
Brakes – Power-assisted four-wheel antilock (BRT)	•	•	•	•	•	•	•
– Electronic Stability Control (ESC) <sup>(6)</sup> System (BNB)	•	•	•	•	•	•	•
– Brake Assist (BGE)	•	•	•	•	•	•	•
– Electronic Roll Mitigation (BNS)	•	•	•	•	•	•	•
– Hill Start Assist (BNG)	•	•	•	•	•	•	•
– Traction Control (BNM)	•	•	•	•	•	•	•
– Trailer Sway Damping <sup>(6)</sup> (BNT)	•	•	•	•	•	•	•
– Ready Alert Braking (BHD)	•	•	•	•	•	•	•
– Mechanical park brake	•	•	•	•	•	•	•
– Diesel exhaust brake (included with diesel engines) (NEN)	P	P	P		P	P	P
Differential – Open (2500 only) (DS8)	•	•			•	•	•
– Antispin rear (2500: optional; required if 4.10 axle and gas engine; 3500: standard) (DSA)	O/•	O/•			O/•	O/•	O/•
– Electronically locking, front and rear (included with Power Wagon Package) (DSE)	P		•	•			
Engine Thermal Management – Engine cooling, heavy-duty (standard with diesel engines) (NMC)	P	P	P		P	P	P
– Active grille shutters (MDX)	•	•	•	•	•	•	•
– Front grille cover (included with Cold Weather Group) (XD6)	P	P	P		P	P	P
– Engine block heater (included with Cold Weather Group on diesel engines) (NHK)	O/P	O/P	O/P		O/P	O/P	O/P
– Supplemental cabin heater (included with diesel engines) (HDB)	P	P	P		P	P	P

# 2024 RAM 2500/3500 HEAVY DUTY

## STANDARD FEATURES AND OPTIONS

	Tradesman®	Big Horn® / Lone Star <sup>(20)</sup>	Rebel®	Power Wagon®	Laramie®	Limited Longhorn™	Limited
CPOS	2TA	2TZ/2TY	2TR	2TP	2TH	2TK	2TM
<b>MECHANICAL FEATURES (CONTINUED)</b>							
Fuel Tank – 28-gallon (included with Regular Cab with diesel engines) (NGC)	P	P					
– 31-gallon (standard on Crew Cab and Mega Cab® with 6'4" box) (NFT)	•	•	•	•	•	•	•
– 32-gallon (standard on Regular Cab and Crew Cab with 8' box) (NFX)	•	•			•	•	•
– 50-gallon (optional on Crew Cab with 8' box; Tradesman only for 2500 model) (NFC)	O	O			O	O	O
Shocks – Front and rear, heavy-duty – Magneti Marelli™ with KONI® Frequency Selective Damping valving (SFB/SGB)	•	•			•	•	•
– Front and rear, performance-tuned – Bilstein® (included with Off-Road Group and Power Wagon Package on Tradesman) (SFC/SGC)	P	P	•	•	P	P	P
Skid Plates (4x4) – Transfer case (included with Special Service Vehicle Group (AAP), Emergency/Fire/Rescue Special Service Package (AH6), Protection Group (ADB), Snow Plow Prep Group (AHD), Off-Road Group (ARC), Power Wagon Package (ACE) and Snow Chief Group (AD2)) (XEF)	P	P	•	•	P	P	P
– Fuel tank (included with Power Wagon Package and HEMI® V8) (XEE)	P		P	•			
Start Control – Keyless push-button start (GX4)	•	•	•	•	•	•	•
Steering – Power, recirculating ball (SBE)	•	•	•	•	•	•	•
Suspension – Three-link front	•	•	•	•	•	•	•
– Rear link with coil springs (2500 only)	•	•	•	•	•	•	•
– Rear Hotchkis leaf-spring (3500 only)	•	•			•	•	•
– Suspension, Ram Articulink® front (included with Power Wagon Package) (SD1)	P			•			
– Stabilizer bar, front, standard (SHA)	•	•	•		•	•	•
– Stabilizer bar, front, electronic disconnecting (included with Power Wagon Package) (SHG)	P			•			
– Auto-Level Rear Air Suspension (not available with 3500 gas Regular Cab Single Rear Wheel (SRW) 4x4 or 2500 gas Regular Cab; not available with Off-Road Group) (SEB)	O	O	O		O	O	O
Tow Hooks – Black – 2500 (4x2: free-standing option; 4x4: included with Special Service Vehicle Group (AAP), Emergency/Fire/Rescue Special Service Package (AH6), Protection Group, Off-Road Group, Power Wagon Package and are included with diesel engines) (XEA)	O/P	O/P	•	•	O/P	•	•
– Black – 3500 (Tradesman: optional on 4x2 Regular Cab; included with Special Service Vehicle Group (AAP) and Emergency/Fire/Rescue Special Service Package (AH6)) (XEA)	O/•/P	•			•	•	•
– Chrome (included with Chrome Bumper Package) (XHQ)						P	P
Trailer Tow – Four-pin trailer harness plug, rear bumper (combination receptacle with seven-pin) (XFU)	•	•	•	•	•	•	•
– Seven-pin trailer harness plug, rear bumper (combination receptacle with four-pin) (XFK)	•	•	•	•	•	•	•
– Class V hitch receiver (20K-lb 2500/23K-lb 3500) (XFR)	•	•	•	•	•	•	•
– Mopar® Fifth-Wheel Hitch, 20K lb (requires Fifth-Wheel/Gooseneck Prep Group) (XML)	O	O	O		O	O	O
– Mopar Fifth-Wheel Hitch, 30K lb (3500 only; requires Fifth-Wheel/Gooseneck Prep Group) (XNH)	O	O			O	O	O
Transfer Cases (4x4 only) – Manual shift-on-the-fly (DK1)	•			•			
– Electronic shift-on-the-fly (included with X2 Group on Power Wagon) (DK3)	O	•	•	O/P	•	•	•
Upfitter Module – Upfitter Electronic Monitoring Module (Vehicle System Interface Module (VSIM); included with Special Service Vehicle Group (AAP) and Emergency/Fire/Rescue Special Service Package (AH6)) (XXS)	O/P	O	O	O	O	O	O

• = Standard. O = Optional. P = Available with Package noted. F = Fleet only.

## STANDARD FEATURES AND OPTIONS

	Tradesman®	Big Horn® / Lone Star <sup>(20)</sup>	Rebel®	Power Wagon®	Laramie®	Limited Longhorn™	Limited
CPOS	2TA	2TZ/2TY	2TR	2TP	2TH	2TK	2TM
<b>EXTERIOR FEATURES</b>							
Winch – WARN® front electric, 12,000-lb capacity (included with Power Wagon Package and X1 Group on Power Wagon) (XE5)	P		O	P			
Bed Step, Rear, Deployable – Mopar (included with Bed Utility Group) (MDN)	P	P	P	P	P	O	O
Bedliner – Spray-in (included with Bed Utility Group and R1 and M1 Groups) (XMF)	O/P	O/P	O/P	O/P	O/P	P	P
– Spray-in Delete (XM9)						O	O
Bumpers – Black-painted, front and rear (MB1/MBN)	•						
– Chrome, front and rear (included with Chrome Bumper Package (AST) and Chrome Appearance Group on Tradesman) (MCT/MBF)	P				P	P	P
– Lower Accent-color-painted, front and rear (included with Two-Tone paint) (MBU/MBV)						P	
– Body-color-painted, front and rear (MBA/MBC)		•			•	•	•
– Black-powder-coated, front and rear (included with Power Wagon Package) (MCS/MB5)	P		•	•			
Center High-Mounted Stop Lamp (CHMSL) – Lamp (incandescent) with cargo-box illumination (LPE)	•	•	•	•	•	•	•
– LED with camera (included with M1 Group, Towing Technology Group and Tech Package; requires L1, L2, H1 or H2 Group) (LPD)	O/P	O/P	O/P	O/P	O/P	O/P	O/P
Clearance Lamps, LED – Cab-mounted (optional on 2500 and 3500 SRW; included with 3500 Dual Rear Wheel (DRW) and Snow Chief Group) (LNC)	O/P	O/P	•	•	O/P	O/P	O/P
– Box- and rear-fender-mounted (included with 3500 DRW) (LND)	P	P			P	P	P
Fog Lamps – Halogen with cornering feature (included with H1 and H2 Groups) (LNJ)	F	O/P					
– LED with cornering feature (included with Power Wagon Package, Premium Lighting Group, P1 Group and Tech Package) (LNV)	P	P	•	•	P	•	•
Grilles – Matte Black upper header/lower appliqué (MM5)	•						
– Chrome upper header/lower appliqué (included with Chrome Appearance Group on Tradesman) (MNQ)	P	•			•	•	•
– Body-color-painted upper header/lower appliqué (included with Sport Appearance Package and Night Edition) (MM6)		P			P		P
– Molded-in-color upper header/lower appliqué (MMY)			•	•			
– Tradesman grille with Matte Black-painted nostrils (MFF)	•						
– Tradesman grille with Chrome nostrils (included with Chrome Appearance Group) (MAF)	P						
– Big Horn/Lone Star <sup>(20)</sup> grille with Chrome nostrils/Black inserts (included with Towing Technology Group) (MHJ)	P	•					
– Black grille with Gloss Black nostrils/Black inserts (included with Night Edition) (MHK)		P					
– Black grille with Gloss Black nostrils/Gloss Black billets (included with Night Edition) (MAK)						P	
– Rebel Black with Silver Ram badge (MFM)			•				
– Power Wagon vertical bar grille with Billet Silver Ram badge (MF7)				•			
– Laramie grille with Chrome nostrils/Chrome billets (MF1)					•		
– Limited Longhorn grille (MFZ)						•	
– Limited grille (MFJ)							•
– Limited grille in All Black (included with Night Edition) (MF6)							P



# 2024 RAM 2500/3500 HEAVY DUTY

## STANDARD FEATURES AND OPTIONS

	Tradesman®	Big Horn® / Lone Star <sup>(20)</sup>	Rebel®	Power Wagon®	Laramie®	Limited Longhorn™	Limited
CPOS	2TA	2TZ/2TY	2TR	2TP	2TH	2TK	2TM
<b>EXTERIOR FEATURES (CONTINUED)</b>							
Headlamps/Taillamps – Base quad-halogen headlamps (LME)	•	•			•		
– LED reflector headlamps (included with Premium Lighting Group, P1 Group and Tech Package) (LPX)		P	•	•	P		
– Bi-functional LED projector headlamps (included with X2 Group) (LM6)			P	P		•	•
– Incandescent taillamps (LA6)	•	•					
– Daytime running lamps (DRLs), low-beam (LM1)	•	•	•	•	•	•	•
– Premium LED taillamps (Red Opaque center; included with Blind Spot Monitoring (BSM) <sup>(6)</sup> ) (LAY)	P	P	•	•	•	•	•
– Automatic headlamps (LMG)	•	•	•	•	•	•	•
– Auto High-Beam Headlamp Control (included with X1, X2, P1 and P2 Groups and Safety Group) (LMS)	P	P	P	P	P	•	•
Lighting – Pickup box (included with Bed Utility Group, RamBox® Cargo Management System, and R1 and M1 Groups) (LPL)	P	P	P	P	P	P	P
Mirrors, Exterior – Trailer-tow, manual-adjust for flat and convex mirrors, manual-adjust for folding and telescoping (GT1)	•						
– Trailer-tow, heated, power-adjust for flat and convex mirrors, manual-adjust for folding and telescoping; includes mirror running lights, courtesy lamps and supplemental turn signals (included with L1 and L2 Groups) (GT2)	P	•					
– Trailer-tow, heated, power-adjust for flat and convex mirrors, power-adjust for folding and telescoping; includes mirror running lights, courtesy lamps, supplemental turn signals and forward/reverse utility lights (included with Towing Technology Group and H1 and H2 Groups; requires L1 and L2 Groups) (GT3)	O/P	P	•	•	•		
– Trailer-tow, heated, power-/memory-adjust for flat and convex mirrors, power-/memory-adjust for folding and telescoping; includes auto-dimming function, auto-adjust-in-Reverse function, mirror running lights, courtesy lamps, supplemental turn signals and forward/reverse utility lights (included with X1, X2, P1 and P2 Groups) (GT4)				P	P	•	•
– Exterior mirror color - Black (included with Night Edition) (LE4)	•	•		•	P		P
– Exterior mirror color - Chrome (not available with Night Edition) (LEN)					•	•	•
Paint – Monotone (included with X2 Group or Black paint on Rebel and Power Wagon) (APA)	•	•	O/P	O/P	•	•	•
– Lower Two-Tone (APD)			•	•		O	
RamBox Cargo Management System – Includes illuminated, lockable, drainable bins on both bed sides, 115-volt driver’s-side outlet in bin and integrated lighting (short box only; Single Rear Wheel (SRW) only (included with M1 Group); not available with low-volume paints, Fifth-Wheel/Gooseneck Prep Group or Box Delete) (XB9)				O	O	O	P
Side Steps/Running Boards – Running boards, power (included with R1 and M1 Groups) (MY7)			O			P	P
– Side steps, tubular, Chrome, cab-length (Regular Cab only) (MRT)	O	O					
– Side steps, tubular, Black, cab-length (Regular Cab, Tradesman Crew Cab (Fleet only) and Power Wagon only) (MRU)	F/O	O	O	O			
– Rock rails with side steps, Black, cab-length (MM4)			O	O			
– Side steps, flat, wheel-to-wheel, painted (Crew Cab and Mega Cab® only; SRW applications only; optional with Night Edition on Big Horn/Lone Star <sup>(20)</sup> and Laramie (Black); included with Two-Tone paint on Limited Longhorn) (MY5)		O	O		O	O/P	O

• = Standard. O = Optional. P = Available with Package noted. F = Fleet only.

## STANDARD FEATURES AND OPTIONS

	Tradesman®	Big Horn® / Lone Star <sup>(20)</sup>	Rebel®	Power Wagon®	Laramie®	Limited Longhorn™	Limited
CPOS	2TA	2TZ/2TY	2TR	2TP	2TH	2TK	2TM
<b>EXTERIOR FEATURES (CONTINUED)</b>							
Side Steps/Running Boards (continued) – Side steps, flat, wheel-to-wheel, Chrome (Crew Cab and Mega Cab only; SRW applications only; requires Chrome Appearance Group on Tradesman; standard on Limited Longhorn with SRW and Monotone paint; optional on Limited Longhorn with SRW and R1 Group; optional on Limited with SRW and M1 Group) (MR5)	O	O			O	•/O	O
– Side steps, flat, cab-length, painted (Crew Cab and Mega Cab only; optional with Night Edition on Laramie and Big Horn/Lone Star <sup>(20)</sup> (Black); included with Dual Rear Wheel (DRW) and Two-Tone paint on Limited Longhorn) (MR4)		O	O		O	O/P	
– Side steps, flat, cab-length, Chrome (Crew Cab and Mega Cab only; requires Chrome Appearance Group on Tradesman; included with DRW and Monotone paint on Limited Longhorn; optional with M1 Group and DRW on Limited) (MRS)	O	O			O	O/P	O
Sport Performance Hood (included with Sport Appearance Package and Night Edition) (MGB)			•	•	P		P
Tailgate – Locking (XJJ)	•	•	•	•	•	•	•
– Damped (included with H2 Group) (MWD)		P	•	•	•	•	•
– Remote tailgate release (included with P1 and P2 Groups) (JKR)			•	•	P	•	•
Tie-Downs – Lower, fixed (four)	•	•	•	•	•	•	•
– Upper, adjustable (four; included with RamBox Cargo Management System) (CL2)				P	P	P	P
Tonneau Cover – Soft tri-fold (CS7)	O	O	O	O	O	O	O
Wheel Flares – Black, Power Wagon design (included with Power Wagon Package on Tradesman) (MMZ)	P		•	•			
– Body-color-painted (MML)						•	•
– Accent-color-painted (included with lower Two-Tone paint) (MMJ)						P	
Windshield Wipers – Variable/intermittent (JHA)	•	•	•	•	•	•	•
– Rain-sensitive (included with Safety Group and X1, X2, P1 and P2 Groups) (JHC)	P	P	P	P	P	•	•
<b>INTERIOR FEATURES</b>							
Air Conditioning – Manual temperature control; base (HAA)	•	•					
– Dual-Zone automatic temperature control (included with Convenience Group, H2 Group or NAV radio on Big Horn/Lone Star <sup>(20)</sup> ) (HAF)	P	P	•	•	•	•	•
Auxiliary Switches – Instrument panel-mounted (included with Snow Chief Group) (LHL)	O/P	O/P	O	O	O/P	O/P	O/P
Auxiliary Pass-Through Wires (quantity four; included with Special Service Vehicle Group (AAP), Emergency/Fire/Rescue Special Service Package (AH6) and auxiliary switches) (BC3)	P	P	P	P	P	P	P
Consoles and Storage – Storage, floor-mounted tray (included with bench seat only; not included on Regular Cab 4x2) (CUY)	P	P	•	•	P		
– Full-size floor console (included with bucket seats) (CUP)		P	P	P	P		
– Full-size floor console - Premium (included with bucket seats) (CVT)						P	P
– Storage, behind-seat (Regular Cab and Mega Cab) (CU3)	•	•			•	•	•
– Storage, rear underseat compartment (Crew Cab only) (CUE)	•	•	•	•	•	•	•
– Fold-flat load floor (Crew Cab only) with underseat storage (included with *AL, *GL, *NL, *H9, *PL, *XJ, *GJ, *VL, *UL and *DJ seats) (CVN)			P	P	P	P	P
– Storage, in-floor boxes, rear (Crew Cab only; included with H1, H2, P1 and P2 Groups) (CB9)		P	•	•	P	•	•

# 2024 RAM 2500/3500 HEAVY DUTY

## STANDARD FEATURES AND OPTIONS

CPOS	2TA	2TZ/ 2TY	2TR	2TP	2TH	2TK	2TM
------	-----	-------------	-----	-----	-----	-----	-----

### INTERIOR FEATURES (CONTINUED)

Consoles and Storage (continued) – Close-out panel, in-floor storage (Crew Cab only) (CUH)	•	•			•		
– Storage, front center-seat cushion (included with *M9, *H9 and *VL seats) (CVH)		P	P	P	P		
– Overhead console (incandescent lighting; included with L1 and L2 Groups on Regular Cab) (CUN)	P/•	•	•	•			
– Overhead console (LED lighting; included with X1 and X2 Groups) (CUS)			P	P	•	•	•
Door Locks – Manual (Regular Cab only) (JE8)	•						
– Powered and speed-sensitive (included with L1 and L2 Groups on Regular Cab; standard on Crew Cab) (JPH)	P/•	•	•	•	•	•	•
– Remote Keyless Entry (included with L1 and L2 Groups on Regular Cab; standard on Crew Cab; requires power locks; deletes manual lock cylinder from passenger side on 2TA) (GXM)	P/•	•	•	•	•	•	•
– Remote proximity (passive) keyless entry (included with X1 and X2 Groups) (GXD)			P	P	•	•	•
Instrument Cluster, Display – 3.5-inch Driver Information Display, color (included with 8.4-inch radio, Convenience Group and H1 Group) (JAK)	•	•					
– 7-inch Driver Information Display, color (included with Safety Group and H2 Group) (JAL)	P	P			•		
– Premium 12-inch digital Driver Information Display (included with P2 Group) (JAN)			•	•	P	•	•
Off-Road Pages Application in Radio (included with UBL and UBQ radios) (JA8)	P	P	P	P	P	•	•
Key, Remote Start <sup>(2)</sup> System – Key fob-activated (included with H2 Group) (XBM)		O/P	•	•	•	•	•
Memory – Radio presets/driver's seat/exterior mirrors/power-adjust pedals (included with leather-trimmed seats on Rebel and Power Wagon and P1 and P2 Groups) (LEV)			P	P	P	•	•
Pedals – Non-adjustable (XA8)	•	•			•		
– Power-adjust (included with H2 Group) (XAP)		P	•	•			
– Power-adjust with memory (included with X1, X2, P1 and P2 Groups) (XAM)			P	P	P	•	•
Seats – Heavy-duty vinyl 40/20/40 split-bench front with manual-adjust and 60/40 split-folding rear bench (Crew Cab) (*TX)	•	F					
– Cloth 40/20/40 split-bench front with manual-adjust and 60/40 split-folding rear bench (Crew Cab; included with L2 Group) (*V9)	F/P	•					
– Premium cloth 40/20/40 split-bench front with power-adjust for driver, 60/40 split-folding rear bench with center fold-down armrest and fold-flat load floor (included with H1 and H2 Groups) (*M9)		O/P					
– Premium cloth front bucket with power-adjust for driver, full-length center console, 60/40 split-folding rear bench with center fold-down armrest and fold-flat load floor (requires H1 and H2 Groups) (*MJ)		O					
– Cloth 40/20/40 split-bench front heated with power-adjust for driver, 60/40 split-folding rear bench with center fold-down armrest and fold-flat load floor (*H9)			•	•			
– Leather-trimmed, heated and ventilated front bucket with full-length center console, power-/memory-adjust for driver and power-adjust for passenger, 60/40 split-folding heated rear bench with center fold-down armrest and fold-flat load floor (included with X1 Group) (*PL/*AL)			P	P			
– Premium leather-trimmed, heated and ventilated front bucket with full-length center console, power-/memory-adjust for driver and power-adjust for passenger, 60/40 split-folding heated rear bench with center fold-down armrest and fold-flat load floor (included with X2 Group) (*NL/*GL)			P	P			

• = Standard. O = Optional. P = Available with Package noted. F = Fleet only.

## STANDARD FEATURES AND OPTIONS

CPOS	2TA	2TZ/ 2TY	2TR	2TP	2TH	2TK	2TM
------	-----	-------------	-----	-----	-----	-----	-----

### INTERIOR FEATURES (CONTINUED)

Seats (continued) – Leather-trimmed 40/20/40 split-bench front heated with power-adjust for driver and passenger, 60/40 split-folding rear bench with center fold-down armrest and fold-flat load floor (*VL)							•
– Leather-trimmed, heated front bucket with full-length center console, power-adjust for driver and passenger, 60/40 split-folding rear bench with center fold-down armrest and fold-flat load floor (*GJ)							O
– Premium leather with filigree, heated and ventilated front bucket with full-length premium center console, power-/memory-adjust for driver and power-adjust for passenger, 60/40 split-folding heated rear bench with center fold-down armrest and fold-flat load floor (*XJ)							•
– Premium leather, heated and ventilated front bucket with full-length premium center console, power-/memory-adjust for driver and power-adjust for passenger, 60/40 split-folding heated rear bench with center fold-down armrest and fold-flat load floor (*DJ)							O
– Premium leather, heated and ventilated front bucket with full-length premium center console, power-/memory-adjust for driver and power-adjust for passenger, 60/40 split-folding heated rear bench with center fold-down armrest and fold-flat load floor (*UL)							•
Speed Control – Cruise control (NHM)	•	•	•	•	•	•	•
– Adaptive Cruise Control (ACC) with Stop <sup>(2)</sup> (included with Safety Group and M1 Group) (NH3)	P	P	P	P	P	P	P
Steering Wheels – Urethane (SCF)	•	•					
– Leather-wrapped (included with Safety Group, H1 and H2 Groups, and Heated Seats and Wheel Group) (SCV)	P	P				•	
– Leather-wrapped, perforated with Gray stitching (SCB)			•	•			
– Leather-wrapped with real wood (SCW)							•
– Audio controls (included with leather-wrapped steering wheels) (RDZ)	P	P	•	•	•	•	•
– Heated (included with H2 Group, and Heated Seats and Wheel Group) (NHS)		P	•	•	•	•	•
Sunroof (not available with Regular Cab; requires H2, X1, X2, P1 and P2 Groups) (GWA)		O	O	O	O	O	O
Universal Garage Door Opener in Visor (included with H2 Group) (XGD)		P	•	•	•	•	•
Mirror – Rearview, auto-dimming (included with Convenience Group) (GNK)	P	•	•	•	•	•	•
– Rearview, digital (dedicated camera located in Center High-Mounted Stop Lamp (CHMSL); included with Tow-Mode Digital Rearview Mirror Package and M1 Group) (GRG)	P	P	P	P	P	P	P
– Rearview, digital 3.0 (included with Tow Technology Plus Group) (GNQ)	P	P	P	P	P	P	P
Windows – Manual (Regular Cab only) (JF8)	•						
– Power, front one-touch down (Regular Cab; included with L1 and L2 Groups) (JPY)	P	•					
– Power, front one-touch up/down (Crew Cab and Mega Cab®) (JP3)	•	•	•	•	•	•	•
– Rear, fixed (GJD)	•	•	•	•	•		
– Rear, manual-sliding (Regular Cab only; included with L2 and H1 Groups) (GFD)	O/P	O/P					
– Rear, power-sliding (Crew Cab and Mega Cab only; paired with defroster; included with L2, H1, X1 and P1 Groups) (GFE)	P	P	P	P	P	•	•
– Rear window defroster (included with L2, H2, X1, X2, P1 and P2 Groups; optional with fixed rear glass on Tradesman and Big Horn/Lone Star <sup>(20)</sup> ) (GFA)	O/P	O/P	P	P	P	•	•





# 2024 RAM 2500/3500 HEAVY DUTY

## STANDARD FEATURES AND OPTIONS

	Tradesman®	Big Horn® / Lone Star <sup>(20)</sup>	Rebel®	Power Wagon®	Laramie®	Limited Longhorn™	Limited
CPOS	2TA	2TZ/2TY	2TR	2TP	2TH	2TK	2TM
<b>SAFETY, SECURITY &amp; CONVENIENCE (CONTINUED)</b>							
Cameras (continued) – Auxiliary (Trailer) Camera Prep provides in-cab wiring, camera HDMI in radio, seven-/12-pin rear-bumper connector and/or seven-/12-pin pickup bed connector (requires L1 or L2 Group and Trailer Brake Controller) (XFQ)	0	0	0	0	0	0	0
– Auxiliary (Trailer) Camera System <sup>(1)</sup> wired (Mopar® Accessory available at dealer; requires 8.4-inch or 12-inch radio, Auxiliary (Trailer) Camera Prep and H1 Group; single-camera compatibility; not available with Center High-Mounted Stop Lamp (CHMSL) camera without Surround-View Camera System <sup>(1)</sup> )	0	0	0	0	0	0	0
Blind Spot Monitoring (BSM) <sup>(5)</sup> and Rear Cross-Path Detection System <sup>(1)</sup> – Includes LED taillamps on Tradesman and Big Horn/Lone Star <sup>(20)</sup> (included with Safety Group, Towing Technology Group, and H2, P1, P2 and R1 Groups; requires L1 and L2 Groups; included with Safety Group and P1 Group on Laramie, R1 Group on Limited Longhorn, Surround-View Camera System <sup>(1)</sup> and Towing Technology Group) (XAN)	O/P	O/P	O/P	O/P	O/P	O/P	•
Full-Speed Forward Collision Warning Plus <sup>(6)</sup> – With Auto Emergency Braking (included with Safety Group and M1 Group) (LSU)	P	P	P	P	P	P	P
Trailer Reverse Guidance <sup>(1)</sup> (included with M1 Group, Towing Technology Group, Tech Package and Surround-View Camera System <sup>(1)</sup> ) (XPU)	P	P	P	P	P	P	P
Adaptive Cruise Control (ACC) with Stop <sup>(2)</sup> (included with Safety Group and M1 Group) (NH3)	P	P	P	P	P	P	P
Hill Descent Control (included with Off-Road Group) (BNH)	P	P	•	•	P	P	P
Back-Up Alarm – Audible alarm when vehicle is in Reverse (XAW)	0	0	0	0	0	0	0
DOT Safety Kit (ACL)	0	0	0	0	0	0	0
Parking Sensors – ParkSense® Rear Park Assist <sup>(11)</sup> (XAA)	0				•		
– ParkSense Front and Rear Park Assist <sup>(11)</sup> (included with Power Wagon Package, H2 and P1 Groups, Sport Appearance Package and Night Edition; requires H1 Group) (XAG)	F/P	F/O/P	•	•	P	•	•
Restraints – Front, height-adjustable three-point seat belts (outboard positions only) (CGD)	•	•	•	•	•	•	•
Rear-Seat Reminder Alert (JFB)	•	•	•	•	•	•	•
LATCH – Child Seat Anchor System (CGU)	•	•	•	•	•	•	•
LaneSense® Lane Departure Warning Plus <sup>(10)</sup> – Includes Adaptive Steering System (included with Safety Group and M1 Group) (LAS)	P	P	P	P	P	P	P
Adaptive Steering – Variable Steering Effort System (included with Lane Keep Assist <sup>(10)</sup> ) (SJE)	P	P	O/P	O/P	O/P	O/P	O/P
Security – Sentry Key® Theft Deterrent System - Engine immobilizer (GXX)	•	•	•	•	•	•	•
– Security alarm <sup>(24)</sup> (included with H2, X1 and X2 Groups) (LSA)		O/P	O/P	O/P	•	•	•
Tire Pressure Monitor – Tire Pressure Monitoring System, cluster display (2500 only) (XGM)	•	•	•	•	•	•	•
– Tire Pressure Information System, cluster display (3500 only) (XBT)	•	•			•	•	•
– Selectable Tire-Fill Alert (included with 8.4-inch and 12-inch radios) (LA5)	P	P	P	P	•	•	•
– Tire-Fill Alert (LAW)	•	•	•	•	•	•	•
Trailer Brake Controller – Electronic Trailer Brake Controller (ITBM) (XHC)	0	•	•	•	•	•	•
Trailer-Light Check Out (cluster-activated routine; packaged with Trailer Brake Controller) (JJ1)	P	•	•	•	•	•	•
Trailer Tire Pressure Monitoring System (including four Trailer Tire Sensors; requires 8.4-inch or 12-inch radio, Trailer Brake Controller, L1 Group on Regular Cab and H1 Group) (XG9)	0	0	0	0	0	0	0

• = Standard. 0 = Optional. P = Available with Package noted. F = Fleet only.

## STANDARD FEATURES AND OPTIONS

	Tradesman®	Big Horn® / Lone Star <sup>(20)</sup>	Rebel®	Power Wagon®	Laramie®	Limited Longhorn™	Limited
CPOS	2TA	2TZ/2TY	2TR	2TP	2TH	2TK	2TM
<b>EQUIPMENT GROUPS</b>							
Tradesman Level 1 Equipment Group (L1) – Includes overhead console, incandescent lighting, one-touch down power windows, speed-sensitive power door locks, premium vinyl door trim, Active Noise Control System on Regular Cab with diesel engine, GT2 tow mirrors and Remote Keyless Entry (A61)	0						
Tradesman Level 2 Equipment Group (L2) – Includes L1 Group, *V9 cloth seats, carpet floor covering, carpeted floor mats, manual-sliding rear window (Regular Cab only), power-sliding rear window (Crew Cab), rear window defroster (Crew Cab only) and available SiriusXM® Radio <sup>(13)</sup> (A6B)	0						
Big Horn/Lone Star <sup>(20)</sup> Level 1 Equipment Group (H1) – Includes Uconnect® 5 with 8.4-inch touchscreen display, halogen fog lamps, GT3 exterior mirrors, *M9 premium cloth seats, leather-wrapped steering wheel with audio controls, switchable dome lamp, footwell lighting, upper closed glove box with painted door and Big Horn/Lone Star <sup>(20)</sup> badge, glove box lamps, storage, rear in-floor boxes (Crew Cab only), manual-sliding rear window (Regular Cab only) and driver’s-door foam bottle insert (A62)	0						
Big Horn/Lone Star <sup>(20)</sup> Level 2 Equipment Group (H2) – Includes H1 Group, Uconnect 5 NAV with 12-inch touchscreen display, Universal Garage Door Opener, power-adjust pedals, BSM <sup>(5)</sup> and Rear Cross-Path Detection System <sup>(1)</sup> premium LED taillamps, sun visors with illuminated vanity mirror, 7-inch Driver Information Display, key fob-activated Remote Start <sup>(12)</sup> System, security alarm <sup>(24)</sup> ParkSense Front and Rear Park Assist <sup>(11)</sup> (six rear sensors with Dual Rear Wheel (DRW)), heated front seats, heated steering wheel, Dual-Zone automatic temperature control, power-sliding rear window (Crew Cab only), rear window defroster (Crew Cab only), dual remote USB ports (charging only; not available with Regular Cab), 115-volt, 400-watt AC power outlets (front and rear; rear not available with Regular Cab) and damped tailgate (A63)	0						
Rebel/Power Wagon Level 1 Equipment Group (X1) – Includes Uconnect 5 NAV with 12-inch touchscreen display, power-sliding rear window with defroster, premium overhead console, leather-trimmed *PL/*AL seats, Body-color door handles, security alarm <sup>(24)</sup> remote proximity keyless entry, WARN® electric front winch (Power Wagon only), GT4 exterior mirrors, rain-sensitive windshield wipers, LED interior lighting, Auto High-Beam Headlamp Control, premium nine-speaker audio system and power-adjust pedals (A64)				0			
Rebel/Power Wagon Level 2 Equipment Group (X2) – Includes X1 Group, leather-wrapped grab handles, luxury door trim panels, Black with metallic pinstripe rotary shifter, *NL/*GL leather-trimmed bucket seats, electronic shifting transfer case, carpeted floor mats, instrument-panel bezels in aluminum-litho with Black trim, premium LED projector headlamps and premium 17-speaker audio system (A65)				0			
Laramie Level 1 Equipment Group (P1) – Includes power-sliding rear window with defroster, LED reflector headlamps, LED fog lamps, Uconnect 5 NAV with 12-inch touchscreen display, ParkSense Front and Rear Park Assist <sup>(11)</sup> WBL 18-inch aluminum wheels, Auto High-Beam Headlamp Control, rain-sensitive windshield wipers, power-release tailgate, storage, rear in-floor boxes (Crew Cab only), driver’s-door foam bottle insert, ventilated outboard seating positions, memory for radio/driver’s seat/mirrors/pedals, power-adjust pedals, GT4 exterior mirrors, and BSM <sup>(5)</sup> and Rear Cross-Path Detection System <sup>(1)</sup> (A66)					0		
Laramie Level 2 Equipment Group (P2) – Includes P1 Group, 12-inch digital cluster, heated rear seat, wireless charging pad (with bucket seats only) and premium 17-speaker audio system (A67)					0		
Limited Longhorn Level 1 Equipment Group (R1) – Includes spray-in bedliner, LED bed lighting, Uconnect 5 NAV with 12-inch touchscreen display, BSM <sup>(5)</sup> and Rear Cross-Path Detection System <sup>(1)</sup> premium 17-speaker audio system, wireless charging pad and power-running boards (A68)						0	



# 2024 RAM 2500/3500 HEAVY DUTY

STANDARD FEATURES AND OPTIONS	Tradesman®	Big Horn® / Lone Star <sup>(20)</sup>	Rebel®	Power Wagon®	Laramie®	Limited Longhorn™	Limited
CPOS	2TA	2TZ/2TY	2TR	2TP	2TH	2TK	2TM
<b>EQUIPMENT GROUPS (CONTINUED)</b>							
Limited Level 1 Equipment Group (M1) – Includes spray-in bedliner, wireless charging pad, power-running boards, Uconnect® 5 NAV with 12-inch touchscreen display, RamBox® Cargo Management System, digital rearview mirror, LaneSense® Lane Departure Warning Plus, <sup>(10)</sup> Surround-View Camera System, <sup>(1)</sup> Center High-Mounted Stop Lamp (CHMSL) with Cargo-View Camera, <sup>(11)</sup> Full-Speed Forward Collision Warning Plus with Auto Emergency Braking, <sup>(8)</sup> Adaptive Cruise Control (ACC) with Stop, <sup>(2)</sup> premium 17-speaker audio system and Trailer Reverse Guidance <sup>(1)</sup> (included with Surround-View Camera System <sup>(1)</sup> ) (A69)							0
<b>APPEARANCE PACKAGES</b>							
Sport Appearance Package – Includes Monotone paint, Sport Performance Hood on Laramie, Body-color door handles, Body-color front and rear bumpers, Body-color-painted upper header/lower appliqué, Black interior with Black headliner, Black interior accents (Piano Silverline instrument panel, door and console trim on Laramie only), ParkSense® Front and Rear Park Assist <sup>(11)</sup> (six rear sensors with Dual Rear Wheel (DRW); Big Horn/Lone Star <sup>(20)</sup> only; standard on Laramie) and 17-inch polished aluminum wheels (Big Horn/Lone Star <sup>(20)</sup> DRW only; requires H1, H2, P1 or P2 Group) (AEF)		0			0		
Night Edition – Includes Sport Performance Hood on Laramie and Limited; Body-color paint for grille surround, door handles and bumpers; Black grille inserts; Black badges; Black bezel headlamps and taillamps; Black tow hooks; Black exterior mirrors; Black interior treatment; Black-painted aluminum wheels; and, for Big Horn/Lone Star, <sup>(20)</sup> ParkSense Front and Rear Park Assist <sup>(11)</sup> (requires H1, H2, P1 or P2 Group) (ASH)		0			0		0
Chrome Appearance Group (Tradesman) – Includes Chrome front and rear bumpers, Chrome upper header/lower appliqué, Tradesman grille with Chrome nostrils, 18-inch Chrome-clad steel wheels (Single Rear Wheel (SRW)) and 17-inch Chrome-clad steel wheels (DRW) (AMP)	0						
Chrome Bumper Package – Includes front and rear Chrome bumpers and Chrome tow hooks on Limited Longhorn and Limited (AST)					0	0	0
<b>OPTION GROUPS</b>							
Convenience Group – Includes tinted acoustic windshield, auto-dimming interior rearview mirror and Dual-Zone automatic temperature control (requires L1 or L2 Group and UBL or UBQ radio) (ADC)		0					
Bed Utility Group – Includes LED bed lighting, spray-in bedliner and rear, deployable bed step (requires L1, H1, X1 and P1 Groups) (ANT)	0	0	0	0	0		
Emergency/Fire/Rescue Special Service Package – Includes 220-amp alternator, tow hooks, transfer case skid plate, upfitter electronic module (Vehicle System Interface Module (VSIM)) and dash-mounted auxiliary switches (AH6)	F						
Heated Seats and Wheel Group – Includes heated front seats and heated leather-wrapped steering wheel (requires H1 Group) (AGF)		0					
Cold Weather Group – Includes engine block heater and winter front grille cover (diesel engines only) (ADE)	0	0	0		0	0	0
Dual Rear Wheel Group – Includes 6,000-lb front axle with hub extension, rear wheelhouse liners, cab-mounted LED clearance lamps, and box- and rear-fender-mounted LED clearance lamps (3500 only) (WLA)	0	0			0	0	0

STANDARD FEATURES AND OPTIONS	Tradesman®	Big Horn® / Lone Star <sup>(20)</sup>	Rebel®	Power Wagon®	Laramie®	Limited Longhorn™	Limited
CPOS	2TA	2TZ/2TY	2TR	2TP	2TH	2TK	2TM
<b>OPTION GROUPS (CONTINUED)</b>							
Fifth-Wheel/Gooseneck Prep Group – Includes bed-mounted seven-pin connector (seven-/12-pin connector if equipped with Auxiliary Camera Prep Group), mounting holes for fifth-wheel hitch and gooseneck ball, and mounting hole covers (requires Trailer Brake Controller; not available with RamBox Cargo Management System) (AHU)	0	0	0		0	0	0
Off-Road Group – Includes front/rear Bilstein® shocks, transfer case skid plate, tow hooks, Hill Descent Control and All-Terrain (A/T) tires (2500 4x4 only) (ARC)	0	0			0	0	0
Premium Lighting Group – Includes LED reflector headlamps and LED fog lamps (requires H2 Group) (AD6)		0					
Protection Group – Includes tow hooks and transfer case skid plate (4x4 only) (ADB)	0	0			0	0	0
Power Wagon Package – Includes Ram Articulink® front suspension, front/rear Bilstein shocks, Hill Descent Control, Tru-Lok® front and rear axles, 4.10 axle ratio, tow hooks, fuel tank skid plate, transfer case skid plate, front electric winch, Black wheel flares, LED fog lamps, Black powder-coated front and rear bumpers, front disconnecting stabilizer bar, 17-inch Power Wagon aluminum wheels, LT285/70R17D OWL Goodyear® Wrangler DuraTrac® A/T tires, ParkSense Front and Rear Park Assist <sup>(11)</sup> and rear wheel-well liners (2500: gas engine; Crew Cab: 4x4 only) (ACE)		0					
Snow Plow Prep Group – Includes 220-amp alternator and transfer case skid plate (4x4 only) (AHD)	0	0			0	0	0
Snow Chief Group – Includes dual alternators rated at 380 amps for gas and 440 amps for diesel, antispin rear differential, instrument panel-mounted auxiliary switches, LED clearance lamps, LT275/70R18E OWL On-/Off-Road tires (if 18-inch wheels) and transfer case skid plate (not available with 4x2, DRW models and Night Edition) (AD2)	0	0			0	0	0
Safety Group – Includes rain-sensitive windshield wipers, cluster with 7-inch Driver Information Display on Tradesman and Big Horn/Lone Star, <sup>(20)</sup> Auto High-Beam Headlamp Control, Full-Speed Forward Collision Warning Plus with Auto Emergency Braking, <sup>(8)</sup> ACC with Stop, <sup>(2)</sup> LaneSense Lane Departure Warning Plus, <sup>(10)</sup> leather-wrapped steering wheel, Blind Spot Monitoring (BSM) <sup>(5)</sup> and Rear Cross-Path Detection System, <sup>(1)</sup> and Trailer Brake Controller (requires L1 Group) (AAU)	0	0		0	0	0	0
Special Service Vehicle Group – Includes 220-amp alternator, tow hooks, transfer case skid plate, dash pass-through wire circuits, upfitter electronic module (VSIM) and dash-mounted auxiliary switches (AAP)	F						
Tech Package – Includes Cargo-View Camera, <sup>(11)</sup> LED reflector headlamps and LED fog lamps, premium nine-speaker audio system, Uconnect 5 NAV with 12-inch touchscreen display and Surround-View Camera System <sup>(1)</sup> with Trailer Reverse Guidance <sup>(1)</sup> (requires H2 Group; not available on Regular Cab) (AA2)		0					
Towing Technology Group – Includes Surround-View Camera System, <sup>(1)</sup> Cargo-View Camera <sup>(11)</sup> with dynamic grid lines, Trailer Reverse Guidance <sup>(1)</sup> GT3 exterior mirrors for Tradesman, and BSM <sup>(5)</sup> and Rear Cross-Path Detection System <sup>(1)</sup> (requires 8.4-inch or 12-inch radio; requires Trailer Brake Controller and L1, L2, H1, H2, X1, X2, P1, P2 or R1 Group) (AAN)	0	0	0	0	0	0	0
Tow Technology Plus Group – Includes 3.0 digital rearview mirror and trailer reverse steering control (requires Towing Technology Group or M1 Group) (AVS)	0	0	0	0	0	0	0
Tow-Mode Digital Rearview Mirror Package – Includes digital rearview mirror and wired tow-mode camera (requires L1 or L2 Group) (AVF)	0	0	0	0	0	0	0

• = Standard. 0 = Optional. P = Available with Package noted. F = Fleet only.

# 2024 RAM 3500/4500/5500 CHASSIS CAB



## SELECT FEATURES

- 6.4L HEMI® V8 Engine/8-speed Automatic Transmission (3500)/6-speed Automatic Transmission (4500/5500)
- Air Conditioning
- Alternator – 220-amp
- Auxiliary Input Jack for Mobile Devices
- Auxiliary Power Outlets – 12-volt
- Auxiliary Switches – Five
- Battery – 730-amp (one per vehicle with gas engine; two per vehicle with diesel engine)
- Engine Cooling – Heavy-duty
- Headlamps – Automatic
- Lamps – Cab-clearance
- Rear – Antispin differential
- Shock Absorbers – Heavy-duty
- Speed Control
- Stabilizer Bar – Front
- Steering – Power, recirculation ball
- USB Port – Media port with Type-A/-C USB pairs and auxiliary input port
- Windshield Wipers – Variable/intermittent

## SAFETY & SECURITY

- Air Bags<sup>(21)</sup> – Multistage front
- Brakes – Power-assisted four-wheel antilock disc

- Electronic Stability Control (ESC)<sup>(6)</sup> System
- ParkView® Rear Back-Up Camera<sup>(1)</sup> (Available)
- Sentry Key® Theft Deterrent System – Engine immobilizer

## AVAILABLE FLEET FEATURES

- Emergency/Fire/Rescue Special Emissions Package
- Low-Volume Paint Options
- Two Additional Key Fobs

ENGINES	HORSEPOWER <sup>(22)</sup>	TORQUE <sup>(22)</sup>
6.4L HEMI V8	370 hp* @ 5,600 rpm	429 lb-ft @ 4,000 rpm (3500/4500/5500)
6.7L Cummins® Turbo Diesel	360 hp @ 2,800 rpm	800 lb-ft @ 1,800 rpm

\*With 3500 over 10k GVWR (4500/5500).

INTERIOR DIMENSIONS <sup>†</sup>		
All Ram Chassis Cab Interiors	Regular Cab	Crew Cab
Headroom (front/rear)	39.8	40.9/39.8
Hip Room (front/rear)	62.9	62.9/62.7
Shoulder Room (front/rear)	65.9	65.9/65.6
Legroom (front/rear)	40.9	40.9/40.2
Seating Capacity (max occupants)	3	6

<sup>†</sup>Based on 2023MY vehicle information. All dimensions are in inches unless otherwise noted.

## RAM 3500 CHASSIS CAB MAX JOB RATING INFORMATION\*\*\* (3500 DD)

Powertrain		Regular Cab 60" CA (4x2/4x4) SRW	Regular Cab 60" CA (4x2/4x4) DRW	Regular Cab 84" CA (4x2/4x4) DRW	Crew Cab 60" CA (4x2/4x4) SRW	Crew Cab 60" CA (4x2/4x4) DRW
		6.4L HEMI V8 with 8HP75 8-speed Automatic Transmission	MAX GVWR	10,700/11,000	13,500	13,500
	MAX PAYLOAD	4,940/5,000	7,390/7,160	7,310/7,030	4,500/4,480	6,920/6,640
	MAX GAWR FRONT	5,500	5,500	5,500	5,500	5,500
	MAX GAWR REAR	6,800	9,850	9,850	6,800	9,850
	MAX TOWING	16,090/15,840	15,740/15,500	15,660/15,370	15,650/15,330	15,260/14,990
	MAX GCWR	22,000	22,000	22,000	22,000	22,000
6.4L HEMI V8 with AISIN® Heavy-Duty 6-speed Automatic Transmission AS66RC	MAX GVWR	10,700/11,000	14,000	14,000	10,700/11,000	14,000
	MAX PAYLOAD	4,810/4,870	7,760/7,530	7,680/7,400	4,370/4,350	7,290/7,010
	MAX GAWR FRONT	5,500	5,500	5,500	5,500	5,500
	MAX GAWR REAR	6,800	9,850	9,850	6,800	9,850
	MAX TOWING	18,950/18,710	18,610/18,370	18,530/18,240	18,520/18,200	18,130/17,860
	MAX GCWR	25,000	25,000	25,000	25,000	25,000
6.7L Cummins Turbo Diesel with AISIN Heavy-Duty 6-speed Automatic Transmission AS69RC	MAX GVWR	11,600/12,000	14,000	14,000	11,600/12,000	14,000
	MAX PAYLOAD	4,990/5,140	7,040/6,800	6,950/6,670	4,550/4,660	6,560/6,280
	MAX GAWR FRONT	6,000	6,000	6,000	6,000	6,000
	MAX GAWR REAR	6,800	9,850	9,850	6,800	9,850
	MAX TOWING	20,730/20,490	25,890/25,640	25,800/25,520	20,290/20,000	25,410/25,120
	MAX GCWR	27,500	33,000	33,000	27,500	33,000

\*\*\*Payload and Max Trailer Weights are ESTIMATED values. All values are shown in lb unless otherwise stated. Payload and Max Trailer Weight values are rounded to the nearest 10 lb. Payload = GVWR - Base Weight. GAWRs, GVWRs and GCWRs should never be exceeded. Recommended tongue weight determined by class of hitch receiver and hardware limits of upfit. Upfit or aftermarket equipment weight not included in Base Weight. Frontal Area: maximum allowable Frontal Area, in ft-squared, that the vehicle can project. For details on calculations, please refer to Ram Body Builders Guide. If VECI Label and Max Upfit Weight are not available, then the vehicle is not restricted to MCVW, Frontal Area or Maximum Upfit Weight limits; however, GVWR/GAWR/GCWR cannot be exceeded.

<sup>†</sup>Based on 2023MY vehicle information. All dimensions are in inches unless otherwise noted.



# 2024 RAM 3500/4500/5500 CHASSIS CAB

## EXTERIOR PAINT COLORS



RAM 4500 CHASSIS CAB MAX JOB RATING INFORMATION**							
Powertrain		Regular Cab 60" CA (4x2 / 4x4)	Regular Cab 84" CA (4x2 / 4x4)	Regular Cab 108" CA (4x2 / 4x4)	Regular Cab 120" CA (4x2 / 4x4)	Crew Cab 60" CA (4x2 / 4x4)	Crew Cab 84" CA (4x2 / 4x4)
6.4L HEMI® V8 with AISIN® Heavy-Duty 6-speed Automatic Transmission AS66RC	MAX GVWR	16,500	16,500	16,500	16,500	16,500	16,500
	MAX PAYLOAD	9,700/9,310	9,540/9,160	9,550/9,040	9,520/8,980	9,120/8,770	8,980/8,680
	MAX GAWR FRONT	6,000	6,000	6,500	6,500	6,000	6,000
	MAX GAWR REAR	12,000	12,000	12,000	12,000	12,000	12,000
	MAX TOWING	21,550/21,160	21,380/21,010	21,400/20,890	21,370/20,830	20,970/20,620	20,830/20,530
	MAX GCWR	28,500	28,500	28,500	28,500	28,500	28,500
6.7L Cummins® Turbo Diesel with AISIN Heavy-Duty 6-speed Automatic Transmission AS69RC	MAX GVWR	16,500	16,500	16,500	16,500	16,500	16,500
	MAX PAYLOAD	8,950/8,560	8,790/8,410	8,800/8,290	8,770/8,230	8,370/8,020	8,230/7,940
	MAX GAWR FRONT	7,250	7,250	7,250	7,250	7,250	7,250
	MAX GAWR REAR	12,000	12,000	12,000	12,000	12,000	12,000
	MAX TOWING	29,800/29,410	29,630/29,260	29,650/29,140	29,620/29,080	29,220/28,870	29,080/28,790
	MAX GCWR	37,500	37,500	37,500	37,500	37,500	37,500



RAM 5500 CHASSIS CAB MAX JOB RATING INFORMATION**							
Powertrain		Regular Cab 60" CA (4x2 / 4x4)	Regular Cab 84" CA (4x2 / 4x4)	Regular Cab 108" CA (4x2 / 4x4)	Regular Cab 120" CA (4x2 / 4x4)	Crew Cab 60" CA (4x2 / 4x4)	Crew Cab 84" CA (4x2 / 4x4)
6.4L HEMI V8 with AISIN Heavy-Duty 6-speed Automatic Transmission AS66RC	MAX GVWR	19,000	19,500	19,500	19,500	19,000	19,500
	MAX PAYLOAD	12,140/11,670	12,510/12,170	12,550/12,030	12,520/11,950	11,450/11,120	11,950/11,620
	MAX GAWR FRONT	6,500	6,500	7,000	7,000	7,000	7,000
	MAX GAWR REAR	13,500	13,500	13,500	13,500	13,500	13,500
	MAX TOWING	21,490/21,150	21,360/21,020	21,400/20,880	21,370/20,800	20,990/20,640	20,800/20,470
	MAX GCWR	28,500	28,500	28,500	28,500	28,500	28,500
6.7L Cummins Turbo Diesel with AISIN Heavy-Duty 6-speed Automatic Transmission AS69RC	MAX GVWR	19,500	19,500	19,500	19,500	19,500	19,500
	MAX PAYLOAD	11,870/11,420	11,790/11,420	11,800/11,280	11,770/11,200	11,200/10,870	11,200/10,870
	MAX GAWR FRONT	7,250	7,250	7,250	7,250	7,250	7,250
	MAX GAWR REAR	13,500	13,500	13,500	13,500	13,500	13,500
	MAX TOWING	35,220/34,770	35,130/34,770	35,150/34,620	35,120/34,550	34,540/34,210	34,540/34,210
	MAX GCWR	43,000	43,000	43,000	43,000	43,000	43,000



\*Payload and Max Trailer Weights are ESTIMATED values. All values are shown in lb unless otherwise stated. Payload and Max Trailer Weight values are rounded to the nearest 10 lb. Payload = GVWR - Base Weight. GAWRs, GVWRs and GCWRs should never be exceeded. Recommended tongue weight determined by class of hitch receiver and hardware limits of upfit. Upfit or aftermarket equipment weight not included in Base Weight. Frontal Area: maximum allowable Frontal Area, in ft-squared, that the vehicle can project. For details on calculations, please refer to Ram Body Builders Guide. If VECCI Label and Max Upfit Weight are not available, then the vehicle is not restricted to MCVW, Frontal Area or Maximum Upfit Weight limits; however, GVWR/GAWR/GCWR cannot be exceeded.

\*\*Based on 2023MY vehicle information. All dimensions are in inches unless otherwise noted.

# 2024 RAM 3500/4500/5500 CHASSIS CAB

STANDARD FEATURES AND OPTIONS	Tradesman®			
	Reg/Crew	SLT	Reg/Crew	Laramie® Crew Limited Crew
CPOS	2TA	2TG	2TH	2TM
<b>BODY MODELS</b>				
3500 (DD) – Regular Cab – 60-inch CA (143.5-inch wheelbase) (L63)	0	0		
– Regular Cab – 84-inch CA (167.5-inch wheelbase; DD only) (L64)	0	0		
– Crew Cab (DD only) – 60-inch CA (172.4-inch wheelbase) (L93)	0	0	0	0
Drive Systems – 4x2 (DD)	•			
– 4x4 (DD)	0	•	•	•
4500/5500 (DP) – Regular Cab – 60-inch CA (144.5-inch wheelbase) (L63)	0	0		
– Regular Cab – 84-inch CA (168.5-inch wheelbase) (L64)	0	0		
– Regular Cab – 108-inch CA (192.5-inch wheelbase) (L65)	0	0		
– Regular Cab – 120-inch CA (204.5-inch wheelbase) (L66)	0	0		
– Crew Cab – 60-inch CA (173.5-inch wheelbase) (L93)	0	0	0	0
– Crew Cab – 84-inch CA (197.4-inch wheelbase) (L94)	0	0	0	0
Drive Systems – 4x2 (DP 4/5)	•	•	•	•
– 4x4 (DP 9/0)	0	0	0	0
<b>ENGINES / TRANSMISSIONS</b>				
6.4L HEMI® V8/8HP75 8-speed Automatic (3500 only) (ESB/DFX)	•	•	•	•
6.4L HEMI V8/AISIN® 6-speed Automatic AS66RC (optional for 3500; standard on 4500/5500) (ESB/DF3)	0/•	0/•	0/•	0/•
6.7L Cummins® Turbo Diesel I-6/AISIN Heavy-Duty 6-speed Automatic AS69RC (ETN/DF2)	0	0	0	0
<b>MECHANICAL FEATURES</b>				
Alternators – 220-amp (BAJ)	•	•	•	•
– 380-amp (dual 160-amp and 220-amp; requires 6.4L HEMI V8) (XF5)	0	0	0	0
– 440-amp (dual 220-amp; requires 6.7L Cummins; included with Emergency/Fire/Rescue Special Emissions Package (AH6)) (XF7)	0/P	0/P	0/P	0/P
Axles: 3500 – Single Rear Wheel (SRW) Group (standard on 3L63, 8L63, 3L93 and 8L93) (AR9)	•	•	•	•
– Dual Rear Wheels (DRW) (standard on 3L64 and 8L64) (WLA)	•	•	•	•
– DRW (optional on DD 3L63, 8L63, 3L93 and 8L93; includes front, 205-mm (DRW axle) and rear, 11.5-inch (DRW axle)) (WLA)	0	0	0	0
– Front, 6,000-lb GAWR (SRW axle; standard on 3L63, 8L63, 3L93 and 8L93) (DJN)	•	•	•	•
– Rear, 11.5-inch (SRW axle; standard on 3L63, 8L63, 3L93 and 8L93) (DRQ)	•	•	•	•
– Front, 205-mm (DRW axle; standard on 3L64 and 8L64; included with optional DRW on 3L63, 8L63, 3L93 and 8L93) (DJM)	•/0	•/0	•/0	•/0
– Rear, 11.5-inch DRW axle; standard on 3L64 and 8L64; included with optional DRW on 3L63, 8L63, 3L93 and 8L93) (DRX)	•/0	•/0	•/0	•/0
– Rear, 12-inch (DRW axle; included with Max Tow Package on 3500) (DRC)	P	P	P	P
Axle Ratios: 3500 – 3.73 (included with diesel models only) (DME)	P	P	P	P
– 4.10 (standard with 6.4L HEMI V8) (DMF)	•	•	•	•
– Add 4.10 axle (included with Max Tow Package; optional with 6.7L Cummins) (DM8)	0/P	0/P	0/P	0/P

STANDARD FEATURES AND OPTIONS	Tradesman®			
	Reg/Crew	SLT	Reg/Crew	Laramie® Crew Limited Crew
CPOS	2TA	2TG	2TH	2TM
<b>MECHANICAL FEATURES (CONTINUED)</b>				
Axle Ratios: 3500 (continued) – Front-axle disconnect, electronic disconnect (4x4 only)	•	•	•	•
– Rear, antispin differential (DSA)	•	•	•	•
Axles: 4500/5500 – DRW (WLA)	•	•	•	•
– Front, 10.5-inch (DJK)	•	•	•	•
– Front, 10.5-inch, 7,250-lb GAWR (includes taller springs) (AZB)	0	0	0	0
– Front-axle disconnect, electronic disconnect (4x4 only)	•	•	•	•
– Rear, antispin differential (DSA)	•	•	•	•
Axle Ratios: 4500 – Rear, 4.10 (included with 6.7L Cummins) (DMF)	P	P	P	P
– 4.44 (DMK)	•	•	•	•
– Add 4.44 axle (included with Max Tow Package) (D44)	P	P	P	P
– 4.89 (optional with 6.4L HEMI V8) (DPL)	0	0	0	0
– Rear, by American Axle (12,000-lb GAWR) (DR8)	•	•	•	•
Axle Ratios: 5500 – 4.44 (DMK)	•	•	•	•
– 4.89 (included with Max Tow Package and Max Payload Package) (DPL)	P	P	P	P
– Rear, by American Axle (13,500-lb GAWR) (DR8)	•	•	•	•
Battery – 730-amp maintenance-free (6.4L HEMI V8) (BCN)	•	•	•	•
– Dual 730-amp maintenance-free (6.7L Cummins) (BCC)	•	•	•	•
Engine Block Heater – Available with 6.4L HEMI V8 (included with Cold Weather Group with 6.7L Cummins) (NHK)	0/P	0/P	0/P	0/P
Diesel Engine – Diesel Exhaust Brake (included with 6.7L Cummins) (NEN)	P	P	P	P
– Manual DPF regeneration (optional with 6.7L Cummins; included with Emergency/Fire/Rescue Special Emissions Package (AH6)) (XNR)	0/P	0/P	0/P	0/P
– B20 BioDiesel compatibility (included with 6.7L Cummins; includes 12,000-mile oil change interval) (XXJ)	P	P	P	P
– Clean idle emission label (4500/5500 only) (XKH)	P	P	P	P
– Selective catalytic reduction (urea) (XAL)	P	P	P	P
– Winter front grille cover (included with Cold Weather Group) (XD6)	P	P	P	P
Dash Pass-Through Wire Circuits (BC3)	•	•	•	•
Emissions – 50-state-compliant (NAS)	•	•	•	•
Engine Cooling – Heavy-duty (NMC)	•	•	•	•
Vehicle Speed (max speed options) – 65-mph (JJ4)	0	0	0	0
– 70-mph (JJ5)	0	0	0	0
– 77-mph (JJ9)	0	0	0	0
Fuel Tank – 52-gallon, rear (NFH)	•	•	•	•
– 74-gallon dual – 52- and 22-gallon tanks (not available with 6.4L HEMI V8 on 63/93 models) (NLL)	0	0	0	0
– 22-gallon mid-ship fuel tank (optional on 3500 DD and 4500/5500 Chassis Cab models) (NFA)	0	0	0	0
Power Take-Off – Right-side with AISIN 6-speed (LBN)	0	0	0	0
– Left-side with AISIN 6-speed (not available with LBN) (LBV)	0	0	0	0
– Split-shaft (included with Power Take-Off if 6.7L Cummins) (LBX)	P	P	P	P
– Hardwired Remote Start <sup>(12)</sup> /Stop (included with Power Take-Off) (XBV)	P	P	P	P

• = Standard. 0 = Optional. P = Available with Package noted. F = Fleet only.



# 2024 RAM 3500/4500/5500 CHASSIS CAB

STANDARD FEATURES AND OPTIONS	Tradesman® Reg/Crew	SLT	Reg/Crew	Laramie® Crew	Limited Crew
CPOS	2TA	2TG	2TH	2TM	
<b>MECHANICAL FEATURES (CONTINUED)</b>					
Shock Absorbers – Front, heavy-duty (SFB)	•	•	•	•	•
– Rear, heavy-duty (SGB)	•	•	•	•	•
Skid Plate – Transfer case (included with Heavy-Duty Snowplow Prep Group (4x4 only)) (XEF)	O/P	O/P	O/P	O/P	
Steering – Power, recirculating ball (SBE)	•	•	•	•	•
Suspension – Stabilizer Bar - Front (SHA)	•	•	•	•	•
Tow Hooks – Black (optional on 3500 Tradesman; standard on 4500/5500 Tradesman) (XEA)	O/•	•	•	•	•
– Chrome (included with Limited Group) (XHQ)			O	P	
Trailer Tow – Seven wires (seven blunt-cut wires, shrink-wrapped and labeled) (XFK)	•	•	•	•	•
Trailer Brake Controller – Stand-alone option for 3500 (included with Electrical Accessory Group and Safety Group) (XHC)	O/P	O/P	•	•	•
Transfer Case – Manual shift, part-time (4x4 only) (DK1)	•	•			
– Electric shift, part-time (4x4 only) (DK3)	O	O	•	•	•
Transmission – Electronic range select (DH4)	•	•	•	•	•
Voltage Monitoring – Auto idle-up (included with Electrical Accessory Group, Rollback Carrier Group and Ambulance Prep Group) (XF6)	O/P	O/P	O/P	O/P	
<b>EXTERIOR FEATURES</b>					
Antennas – Shark fin (AM/FM; passenger-side roof) (RD3)	•	•	•	•	•
– Puck (satellite radio; driver's-side roof) (RD3)	P	•	•	•	•
Bumpers – Front, Black (MB1)	•				
– Front, Chrome (included with Chrome Appearance Group and Limited Group) (MCT)	P	•	O	P	
– Front, painted (MBA)			•	•	
Cab Steps – Tubular side steps (Chrome; Regular Cab and Crew Cab) (MRT)	O	O			
– Tubular side steps (Black; Regular Cab and Crew Cab) (MRU)	O	O			
Door Handles – Black (included with low-volume paints) (MNA)	•	•			
– Body-color (MNK)			•	•	
Engine Shut-Off Timer – 6.4L HEMI® V8 and 6.7L Cummins® (5 minutes; dealer-programmable from 1 to 60 minutes) (XCL)	O	O	O	O	O
Fog Lamps – Incandescent (LNJ)	O	O			
– LED (included with Premium Lighting Group and P1 Equipment Group) (LNV)		P	P	•	
Grille – Upper header/lower appliqué – Matte Black-painted (MM5)	•				
– Upper header/lower appliqué - Chrome (included with Chrome Appearance Group) (MNQ)	P	•	•	•	
– Tradesman grille - Matte Black-painted nostrils (MFF)	•				
– Tradesman grille - Chrome nostrils (included with Chrome Appearance Group) (MAF)	P				
– SLT grille - Chrome nostrils/Gloss Black inserts (MHJ)		•			
– Laramie grille - Chrome nostrils/Chrome billets (MF1)			•		
– Limited grille (MFJ)				•	

STANDARD FEATURES AND OPTIONS	Tradesman® Reg/Crew	SLT	Reg/Crew	Laramie® Crew	Limited Crew
CPOS	2TA	2TG	2TH	2TM	
<b>EXTERIOR FEATURES (CONTINUED)</b>					
Grille (continued) – Active grille shutters (MDX)	•	•	•	•	•
– Grille module (X79)	•	•	•	•	•
Headlamps – Auto-on (LMG)	•	•	•	•	•
– Headlamp-off - Time delay (LHD)	•	•	•	•	•
– Halogen, quad (LME)	•	•	•		
– LED-reflector (included with Premium Lighting Group and P1 Equipment Group) (LPX)		P	P		
– Hi-level signature LED-projector (LM6)					•
– Chrome headlamp bezels (included with Chrome Appearance Group) (MFP)	P	•	•	•	•
– Daytime running lamps (DRLs) (customer on/off programmability availability in radios) (LM1)	•	•	•	•	•
Lighting, Exterior Cab – Roof-mounted LED clearance lamps (LNC)	•	•	•	•	•
– Center High-Mounted Stop Lamp (CHMSL) Delete, CHMSL/cargo lamp plate (DD/DP only) (LP8)	•	•	•	•	•
– CHMSL (incandescent) and cargo lamps (not available with 3500 DD or 4500/5500 with CHMSL camera or Surround-View Camera System <sup>(1)</sup> ) (LPE)	O	O	O	O	O
Mirrors, Exterior – Black, manual-folding, manual-adjust, manual-telescoping (Regular Cab only) (GT1)	•				
– Black, heated, manual-folding, manual-telescoping, power-adjust; includes courtesy lamps, supplemental turn signal and running lights (included with L1 Equipment Group) (GT2)	P/•	•	•	•	•
Moldings – Limited Chrome bodyside (MHE)					•
– Chrome belt (MME)					•
Start Engine Feature – Tip start (XBN)	•	•	•	•	•
Remote Start <sup>(2)</sup> System (XBM)		O	•	•	
Tires, 3500 – LT275/70R18E BSW All-Season (A/S) (standard with Single Rear Wheels (SRW)) (TCM)	•	•	•	•	•
– LT235/80R17E BSW A/S (standard on 3L64 and 8L64; optional on 3L63, 8L63, 3L93 and 8L93) (TV2)	•	•	•	•	•
– LT235/80R17E OWL On-/Off-Road (optional 8L63, 8L64 and 8L93 with Dual Rear Wheels (DRW)) (TV3)	O	O	O	O	O
– LT235/80R17E Off-Road (TSG)	O	O	O	O	O
Tires, 4500/5500 – 225/70R19.5G BSW All-Purpose (A/P) (4x2 models only) (TAE)	•	•	•	•	•
– 225/70R19.5G BSW A/P front, rear traction (standard on 4x4; optional for 4x2 models) (TAJ)	•/O	•/O	•/O	•/O	•/O
– 225/70R19.5G BSW All-Terrain (A/T) (4x4 models only) (TY5)	O	O	O	O	O
– LT225/70R19.5 Michelin® XDS Off-Road (TSJ)	O	O	O	O	O
Taillamps – LED (not available with 3500 SRW) (LAY)	O	O	O	O	O
Wheel Flares – Black (4500/5500 only) (MMZ)	•	•			
– Body-color (3500: optional on Tradesman and SLT; 4500/5500: optional on SLT) (MML)	O	O	•	•	
Windshield Wipers – Variable/intermittent (JHA)	•	•	•	•	•
Wheel Well Liners – Front (MHR)	•	•	•	•	•
– Splash guards/mud flaps, front (4500/5500 only) (MKM)	O	O	O	O	O
Wheels, 3500 SRW – 18x8-inch Argent-painted styled steel (WBN)	•				
– 18x8-inch Chrome-clad steel (included with Chrome Appearance Group) (WBH)	P	•			
– 18x8-inch polished aluminum (WBL)	O	O	•	•	

• = Standard. O = Optional. P = Available with Package noted. F = Fleet only.

# 2024 RAM 3500/4500/5500 CHASSIS CAB

STANDARD FEATURES AND OPTIONS	Tradesman® Reg/Crew	SLT	Reg/Crew Laramie®	Limited Crew
CPOS	2TA	2TG	2TH	2TM
<b>EXTERIOR FEATURES (CONTINUED)</b>				
Wheels, 3500 Dual Rear Wheel (DRW) – 17x6-inch Argent-painted steel (WFU)	•			
– 17x6-inch Black-painted steel (WFG)	O			
– 17x6-inch Chrome-clad (included with Chrome Appearance Group) (WD4)	P	•		
– 17x6-inch aluminum (WF7)		O	•	•
Wheels, 4500/5500 DRW – 19.5x6-inch steel (WP3)	•	•		
– 19.5x6-inch Black-painted steel (WPJ)	O			
– 19.5x6-inch polished aluminum (set of four) (WP4)	O	O	•	•
– 19.5x6-inch aluminum (set of six) (WP2)	O	O	O	O
<b>INTERIOR FEATURES</b>				
Air Conditioning – Single-Zone manual temperature control (HAA)	•	•		
– Dual-Zone automatic temperature control (included with Convenience Group and 8.4-inch and 12-inch radios) (HAF)	P	P	•	•
Auxiliary Switches – Six push-button switches (the sixth switch becomes a Power Take-Off on/off switch when Power Take-Off is ordered) (LHL)	•	•	•	•
Consoles – Floor – Storage tray (included with *TX, *V9, *M9 and *VL bench seats with the following conditions: with manual T-case; with Crew Cab and carpet) (CUY)	P	P	P	
– Full-length upgraded floor console (included with *MJ and *GJ bucket seats) (CUP)		P	P	
– Full-length – Premium console (CVT)				•
Console, Overhead – Incandescent lighting (included with L1 Equipment Group; standard on Crew Cab Tradesman) (CUN)	P/•	•		
– Premium; includes LED overhead lamps (CUS)			•	•
Door Locks – Manual (Regular Cab only) (JE8)	•			
– Speed-sensitive (included with L1 Equipment Group; standard on Crew Cab Tradesman) (JPH)	P/•	•	•	
– Remote keyless entry (included with L1 Equipment Group) (GXM)	O/P	•	•	•
– Remote proximity, passive keyless entry (GXD)			•	•
Floor Covering – Heavy-duty vinyl (CKJ)	•			
– Heavy-duty vinyl option (CKW)		O	O	O
– Carpet (CKE)	O	•	•	•
Floor Mats – Front, carpeted (Regular Cab; included with carpet) (CLA)	P	•		
– Front and rear, carpeted (Crew Cab; included with carpet) (CLE)	P	•	•	
– Front and rear, carpeted with Limited badging (CLL)				•
– Front, rubber (Regular Cab; optional with carpet and vinyl) (CLY)	O	O		
– Front and rear, rubber (Crew Cab; optional with carpet and vinyl) (CLF)	O	O	O	O
Heat (supplemental) – Rapid cabin supplemental heater (included with 6.7L Cummins®) (HDB)	P	P	P	P
Instrument Cluster Displays – 3.5-inch color Driver Information Display (JAK)	•	•		
– 7-inch Driver Information Display (included with Safety Group and H1 Equipment Group) (JAL)	P	P		
– Premium digital 12-inch Driver Information Display (JAN)			•	•

• = Standard. O = Optional. P = Available with Package noted. F = Fleet only.

STANDARD FEATURES AND OPTIONS	Tradesman® Reg/Crew	SLT	Reg/Crew Laramie®	Limited Crew
CPOS	2TA	2TG	2TH	2TM
<b>INTERIOR FEATURES (CONTINUED)</b>				
Key – Extra base metal key option (Regular Cab only; adds two keys for a total of four; each key includes a fob; not available with L1 Equipment Group, GXM or JPH) (GXJ)	O			
– Sentry Key® Theft Deterrent System (GXX)	•	•	•	•
Memory – Driver's seat only, exterior mirrors, power-adjust pedals and radio presets (included with P1 Equipment Group) (LEV)			P	•
Mirrors (inside; DD and DP only) – Day/night, manual (GNA)	•	•		
– Auto-dimming (included with Convenience Group, Safety Group, and 8.4-inch and 12-inch radios) (GNK)	P	P	•	•
– Digital rearview mirror (included with M1 Equipment Group and Tow-Mode Digital Rearview Mirror Package) (GRG)	O/P	O/P	O/P	O/P
Pedals – Non-adjustable (3500/4500/5500) (XA8)	•	•	•	
– Power-adjust with memory (3500/4500/5500; included with P1 Equipment Group on Laramie) (XAM)			P	•
Seats – Heavy-duty vinyl front with manual-adjust (Tradesman only) (*TX)	•			
– Heavy-duty vinyl 40/20/40 split-bench front with manual-adjust, rear full-length fold-up bench (Crew Cab only) (*TX)	O			
– Cloth 40/20/40 split-bench front with manual-adjust, rear full-length fold-up bench (Crew Cab only) (*V9)	O	•		
– Premium cloth 40/20/40 split-bench front with power-adjust for driver, rear 60/40 split-folding bench with center fold-down armrest (Crew Cab only) (*M9)			O	
– Premium cloth bucket with power-adjust for driver and full-length center console, rear 60/40 split-folding bench with center fold-down armrest (Crew Cab only) (*MJ)			O	
– Leather-trimmed, heated 40/20/40 split-bench with power-adjust for driver and passenger (Regular Cab only) (*AP)			O	
– Leather-trimmed, heated 40/20/40 split-bench front with power-adjust for driver and passenger, rear 60/40 split-folding bench with center fold-down armrest and fold-flat load floor (*VL)				•
– Leather-trimmed, heated front bucket with full-length center console, power-adjust for driver and passenger, rear 60/40 split-folding bench with center fold-down armrest and fold-flat load floor (*GJ)				O
– Premium leather, heated and ventilated front bucket with full-length premium center console, power-adjust for driver and passenger, rear 60/40 split-folding heated bench with center fold-down armrest and fold-flat load floor (*UL)				•
– Power two-way lumbar-adjust for driver's (optional with cloth seats; included with premium cloth seats) (JPE)	O	O/P	•	•
Seat Delete Options – Front Center Seat Delete (included with *TX and Interior Trim Delete Group) (CJT)	•	P		
– Rear Seat Delete (Crew Cab; included with *TX) (CF8)	•			
Seat Belts – Front, shoulder, height-adjustable (CGD)	•	•	•	•
– Red (CGQ)	O	O	O	
Steering – Cruise control (NHM)	•	•	•	•
– Tilt column (SUA)	•	•	•	•
– Four-spoke, urethane (SCF)	•	•		
– Leather-wrapped with remote audio control buttons (included with Safety Group, H1 Equipment Group, Heated Seats and Wheel Group, and *AP seats) (SCV)	P	P	•	
– Leather-wrapped steering wheel with real wood, audio controls and heat (SCW)				•
– Audio controls (included with leather-wrapped steering wheels) (RDZ)	P	P	P	P
– Heated steering wheel (included with Heated Seats and Wheel Group and leather seating) (NHS)		P	•	•



# 2024 RAM 3500/4500/5500 CHASSIS CAB

STANDARD FEATURES AND OPTIONS					
	Tradesman® Reg/Crew	SLT	Reg/Crew	Laramie® Crew	Limited Crew
CPOS	2TA	2TG	2TH	2TM	
<b>INTERIOR FEATURES (CONTINUED)</b>					
Storage – Front, behind-seat (Regular Cab only) (CU3)	•	•			
– Front, center-seat cushion (included with *VL, *M9 and *AP seats) (CVH)	P	P	P		
– Rear, underseat (standard with Crew Cab only) (CUE)	•	•	•	•	
– Fold-flat load floor (CVN)				•	•
Turn Signals – One-touch three-blink lane-change feature	•	•	•	•	
Upfitter Interface – Vehicle System Interface Module (VSIM) (XXS)	•	•	•	•	
Universal Garage Door Opener (XGD)				•	•
Visors – Passenger-side vinyl with mirror (GNM)	•				
– Passenger-side cloth with lighted mirror (GN6)		•			
– Driver's-/passenger-side cloth incandescent illuminated mirrors, Universal Garage Door Opener (GNC)				•	•
Windows – Manual (Regular Cab only) (JF8)	•				
– Power, front with driver's one-touch down (Regular Cab only; included with L1 Equipment Group) (JPY)	P	•			
– Power, front and rear with driver's one-touch up-and-down (Crew Cab models only) (JP3)	•	•	•	•	
– Rear backlight, fixed (GJD)	•	•			
– Rear backlight, sliding (requires L1 Equipment Group for Tradesman) (GFD)	O	O			
– Rear backlight, power-sliding (Crew Cab models only; included with H1, P1 and P2 Equipment Groups) (GFE)	O	P	P	•	
– Rear defroster (not available with manual-sliding window; included with P1 and P2 Equipment Groups (GFD)) (GFA)	O	O	P	•	
<b>UCONNECT® MULTIMEDIA</b>					
Uconnect Voice Command (XRB)	•	•	•	•	
Compass – Compass display in the radio (JFJ)	•	•	•	•	
GPS Antenna Input on Radio (included with 5-inch, 8.4-inch and 12-inch radios) (JLP)	P	P	P	P	
Connectivity – Front: Media Hub - Includes two fully functional Type-A/-C USB port pairs and one auxiliary jack (four USB connection points) (RSF)	•	•	•	•	
– Middle: 2.5-amp charge-only single USB port (located in center console or armrest) (RS3)	•	•	•	•	
– Rear: Dual remote USB port, two Type-A/-C pairs; charge-only (included with H1 Equipment Group) (RS2)		P	•	•	
– Auxiliary headphone jack for mobile devices (RSU)	•	•	•	•	
– Wireless charging pad (included with P2 and M1 Equipment Groups) (RFX)			P	P	
Power – Accessory delay (JKY)	•	•	•	•	
– Auxiliary outlets (one battery and one ignition-fed) (JJJ)	•	•	•	•	
– 115-volt auxiliary power outlet, instrument-panel-mounted (requires L1 Equipment Group; included with H1 Equipment Group) (JKV)	O	P	•	•	
– 115-volt auxiliary power outlet, rear-facing (located on rear center-seat cushion; Crew Cab only) (JJN)			•	•	
– 400-watt inverter (included with JKV and JJN) (XHR)	P	P	P	P	
Radios – Uconnect 3 with 5-inch touchscreen display, available SiriusXM® Radio <sup>(13)</sup> and available SiriusXM Guardian™ <sup>(14)</sup> (UAA)	•	•			
– Uconnect 5 with 8.4-inch touchscreen display and available SiriusXM Radio <sup>(13)</sup> (UBD)	O	O			
– Uconnect 5 NAV with 8.4-inch touchscreen display, navigation, available SiriusXM Radio <sup>(13)</sup> and HD radio (UBL)			•	•	

• = Standard. O = Optional. P = Available with Package noted. F = Fleet only.

STANDARD FEATURES AND OPTIONS					
	Tradesman® Reg/Crew	SLT	Reg/Crew	Laramie® Crew	Limited Crew
CPOS	2TA	2TG	2TH	2TM	
<b>UCONNECT MULTIMEDIA (CONTINUED)</b>					
Radios (continued) – Uconnect 5 NAV with 12-inch touchscreen display, navigation available SiriusXM Radio <sup>(13)</sup> and HD radio (requires Convenience Group or H1 Equipment Group; included with P1 and M1 Equipment Groups) (UBQ)	O	O	P	P	
– Radio controls - Steering wheel-mounted audio controls (included with leather-wrapped steering wheel) (RDZ)	P	P	•	•	
SiriusXM Radio <sup>(13)</sup> – Available (RSD)	O	•			
TomTom® Connected Travel and Traffic Services <sup>(33)</sup> (included with NAV radios) (RTV)	P	P	•	•	
SiriusXM Guardian <sup>(14)</sup> (included with UAA radio) – Available (RT1)	•	•			
SiriusXM with 360L <sup>(13)</sup> (included with NAV radios) – Available (RTU)	P	P	•	•	
Speakers – Four standard (Regular Cab only) (RCD)	•				
– Six (standard on Crew Cab Tradesman) (RCG)	•	•			
– Premium: seven speakers and amplifier (Regular Cab only) (RCK)		O			
– Nine Alpine® with subwoofer (Crew Cab only) (RC3)		O	•	•	
– Ultra premium: 17 amplified (Surround Sound; included with P2 and M1 Equipment Groups) (RCA)			P	P	
<b>SAFETY &amp; SECURITY</b>					
Air Bags <sup>(21)</sup> – Multistage front (3500/4500/5500) (CG3)	•	•	•	•	
– Driver's-side only (deletes passenger-side) (CGT)	O	O			
Belt Alert – Driver's	•	•	•	•	
Rear-Seat Reminder Alert (JFB)	•	•	•	•	
Brakes – Power-assisted four-wheel antilock disc (BRT)	•	•	•	•	
Electronic Stability Control (ESC) <sup>(6)</sup> System – Four-channel Antilock Brake System, Electronic Brake-Force Distribution, Traction Control, Ready Alert Braking, Brake Assist, Hydraulic Boost Compensation, Rain Brake Support, Engine Drag Control, Trailer Sway Damping, <sup>(6)</sup> Electronic Roll Mitigation and Hill Start Assist (BNB)	•	•	•	•	
Cameras – ParkView® Rear Back-Up Camera <sup>(1)</sup> (XAC)	O	O	O	•	
– Cargo camera (requires 8.4-inch or 12-inch radio; includes LED Center High-Mounted Stop Lamp (CHMSL) and cargo lamps; included with XAK) (LPD)		O	O	O/P	
– Surround-View Camera System <sup>(1)</sup> (five digital cameras; includes ParkSense® Front and Rear Park Assist <sup>(11)</sup> and CHMSL camera; included with M1 Equipment Group) (XAK)					P
– Trailer Surround-View Camera System <sup>(1)</sup> (requires XAK) (XN1)					O
ParkSense Rear Park Assist <sup>(11)</sup> (XAA)	O	O	•		
ParkSense Front and Rear Park Assist <sup>(11)</sup> (included with P1 Equipment Group; requires fog lamps for Tradesman and SLT) (XAG)	O	O	P	•	
<b>SAFETY FEATURES</b>					
Security Alarm <sup>(24)</sup> (LSA)		O	•	•	
Back-Up Alarm (audible alarm when vehicle is in Reverse) (XAW)	O	O	O	O	
Adaptive Cruise Control (ACC) with Stop <sup>(2)</sup> (included with Safety Group and M1 Equipment Group) (NH3)	P	P	P	P	
Lane Keep Assist <sup>(10)</sup> (included with Safety Group and M1 Equipment Group) (LAS)	P	P	P	P	
Ready Alert Braking (BHD)	•	•	•	•	

# 2024 RAM 3500/4500/5500 CHASSIS CAB

STANDARD FEATURES AND OPTIONS	Tradesman® Reg/Crew	SLT	Reg/Crew	Laramie® Crew	Limited Crew
CPOS	2TA	2TG	2TH	2TM	
<b>SAFETY FEATURES (CONTINUED)</b>					
Full-Speed Forward Collision Warning Plus with Auto Emergency Braking <sup>(8)</sup> (included with Safety Group and M1 Equipment Group) (LSU)	P	P	P	P	
Trailer Tire Pressure Monitoring System (requires L1 Equipment Group on Tradesman) (XG9)	O	O	O	O	
Trailer Reverse Guidance <sup>(1)</sup> (included with M1 Equipment Group) (XPU)					P
DOT-Certified Roadside Safety Kit (DOT fire extinguisher, three reflecting triangles, two Red vinyl flags and spare fuses) (ACL)	O	O	O	O	
Auto High-Beam Headlamp Control (included with Safety Group and P1 Equipment Group) (LMS)	P	P	P	•	
Rain-Sensitive Windshield Wipers (included with Safety Group and P1 and P2 Equipment Groups) (JHC)	P	P	P	•	
<b>PACKAGES/EQUIPMENT GROUPS</b>					
Electrical Accessory Group – Includes Voltage Monitoring Auto Idle-Up System and trailer brake controller (ADH)	O	O			
Emergency/Fire/Rescue Special Emissions Package – Includes dual alternators rated at 440 amps, manual DPF regeneration, Voltage Monitoring Auto Idle-Up System and Rear Air Conditioning/Heater Prep Group (requires valid Fleet Account Number) (AH6)	F	F	F	F	
Ambulance Prep Group – Includes Voltage Monitoring Auto Idle-Up System, remote rear heat/air conditioning (provides ability to run auxiliary-mounted heater and air conditioning independently of instrument-panel controls), and air conditioning line tap and engine coolant access for upfitter (AH2)	O	O	O	O	
Chrome Appearance Group – Includes Chrome front bumper, Chrome grille, Chrome headlamp bezels and Chrome-clad steel wheels on 3500 models (AMP)	O				
Cold Weather Group – Includes engine block heater cord and winter front grille cover (diesel models only) (ADE)	O	O	O	O	
Convenience Group – Includes auto-dimming rearview mirror, tinted acoustic windshield glass and Dual-Zone automatic temperature control (requires L1 Equipment Group) (ADC)	O				
Heated Seats and Wheel Group (Comfort Group) – Includes heated cloth front seats and heated leather-wrapped steering wheel with audio controls (optional with *M9 and *MJ seats) (AGF)		O			
Heavy-Duty Front Suspension Group (a stand-alone option for 4500/5500 only) – Includes taller front springs and increases max front GAWR to 7,000 with the 6.4L HEMI® V8 and max front GAWR to 7,250 with the 6.7L Cummins® (included with Heavy-Duty Snowplow Prep Group (AHD) on 4500/5500) (AZB)	O/P	O/P	O/P	O/P	
Tradesman Level 1 Equipment Group (L1) – Includes overhead console, power windows (Regular Cab), power door locks (Regular Cab), GT2 exterior mirrors, upgraded door trim panels and remote keyless entry (A61)	O				
SLT Level 1 Equipment Group (H1) – Includes power-sliding rear window on Crew Cab models, front and rear 115-volt auxiliary power outlets, dual glove boxes, driver's-door foam bottle insert, 7-inch Driver Information Display cluster, rear dome lamp and leather-wrapped steering wheel (A62)		O			

STANDARD FEATURES AND OPTIONS	Tradesman® Reg/Crew	SLT	Reg/Crew	Laramie® Crew	Limited Crew
CPOS	2TA	2TG	2TH	2TM	
<b>PACKAGES/EQUIPMENT GROUPS (CONTINUED)</b>					
Laramie Level 1 Equipment Group (P1) – Includes Auto High-Beam Headlamp Control, rain-sensitive windshield wipers, driver's-door foam bottle insert, ventilated driver's/front-passenger seats, power-sliding rear window, rear window defroster, LED reflector headlamps, LED fog lamps, ParkSense® Front and Rear Park Assist, <sup>(11)</sup> Uconnect® 5 NAV with 12-inch touchscreen display, power-adjust pedals, and memory for radio, driver's seat, mirror and pedals (A66)				O	
Laramie Level 2 Equipment Group (P2) – Includes P1 Equipment Group, premium 17-speaker system, wireless charging pad (requires bucket seats) and rear-seat heat (A67)				O	
Limited Level 1 Equipment Group (M1) – Includes digital rearview mirror, wireless charging pad, Uconnect 5 NAV with 12-inch touchscreen display, Trailer Reverse Guidance, <sup>(1)</sup> premium 17-speaker system, Lane Keep Assist, <sup>(10)</sup> Full-Speed Forward Collision Warning Plus with Auto Emergency Braking, <sup>(8)</sup> Adaptive Cruise Control (ACC) with Stop <sup>(2)</sup> and Surround-View Camera System <sup>(1)</sup> (A69)					O
Limited Group – Includes Chrome front bumper and Chrome tow hooks (AST)					O
Premium Lighting Group – Includes LED reflector headlamps and LED fog lamps (AD6)				O	
Safety Group – Includes rearview auto-dimming mirror on Tradesman and SLT, digital rearview mirror on Laramie and Limited, Auto High-Beam Headlamp Control, Lane Keep Assist, <sup>(10)</sup> Full-Speed Forward Collision Warning Plus with Auto Emergency Braking, <sup>(8)</sup> ACC with Stop, <sup>(2)</sup> rain-sensitive windshield wipers, leather-wrapped steering wheel, trailer brake controller, and 7-inch Driver Information Display cluster for Tradesman and SLT (requires L1 Equipment Group) (AAU)	O	O	O	O	O
Tow-Mode Digital Rearview Mirror Package – Includes digital rearview mirror and tow-mode/upfit wired camera (requires L1 Equipment Group) (AVF)	O	O	O	O	O
Heavy-Duty Snowplow Prep Group – Includes transfer case skid plate and Heavy-Duty Front Suspension Group (optional on 3500 4x4 and 4500/5500 4x2 and 4x4 models) (AHD)	O	O	O	O	O
Max Tow Package – Includes 12-inch rear axle with 4.10 axle ratio (3500) and 4.44 axle ratio (4500) or 4.89 axle ratio (5500; requires 6.7L Cummins with heavy-duty AISIN® 6-speed Automatic transmission and trailer brake controller) (AHQ)	O	O	O	O	O
Max Payload Package – Includes 19,000-lb GVWR on 63 and 93 models; 19,500-lb GVWR on 64, 65, 66 and 94 models; and 4.89 axle ratio (5500 gas models only) (AH5)	O	O	O	O	O
Rollback Carrier Group – Includes Voltage Monitoring Auto Idle-Up System, rollback carrier adaptation brackets and 220-amp alternator (requires left- or right-side Power Take-Off and 22-gallon mid-ship gas tank; 5500 only) (AH1)	O	O			
Interior Trim Delete Group – Includes Delete Front Center Seat, Delete Rear Floor Storage Tray and Delete Cab Back Trim Panel (Regular Cab only) (AS8)	O	O			
15,000 GVWR Package – Includes 15,000-lb Gross Vehicle Weight Rating (4500) 4x2 (Z4B), 4x4 (Z9B) (Z4B/Z9B)	O	O	O	O	O
16,000 GVWR Package – Includes 16,000-lb Gross Vehicle Weight Rating (4500) 4x2 (Z4C), 4x4 (Z9C) (Z4C/Z9C)	O	O	O	O	O

• = Standard. O = Optional. P = Available with Package noted. F = Fleet only.



# 2024 RAM SPECIAL EXTERIOR PAINT COLORS

1

RAM HEAVY DUTY PICKUPS

2

RAM CHASSIS CAB

3

RAM PROMASTER®



Black – 1 and 2



Midnight Blue – 1 and 2



Squid Ink – 3



Republic Blue – 1 and 2




New Holland Blue – 1 and 2



Timberline Green Pearl – 1 and 2



Servpro Green – 3



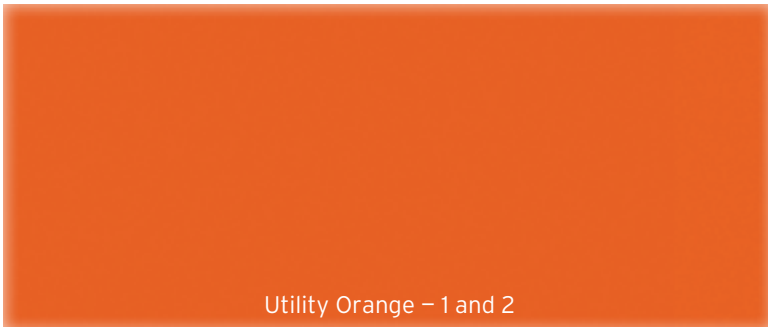
Light Green – 1 and 2



CASE IH Red – 1 and 2



Omaha Orange – 1 and 2



Utility Orange – 1 and 2



School Bus Yellow – 1 and 2



Construction Yellow – 1 and 2



Detonator Yellow – 1 and 2



National Safety Yellow – 1 and 2



Yellow – 1 and 2

23MY shown.

	<b>JEEP® WRANGLER</b>	<b>JEEP COMPASS</b>	<b>JEEP GRAND CHEROKEE</b>	<b>JEEP GRAND CHEROKEE L</b>
<b>Trims</b>	Sport / Sahara® / Rubicon® / Rubicon 392	Sport / Latitude / Latitude Lux / Limited / Trailhawk®	Laredo / Limited / Overland® / Summit	Laredo / Limited / Overland / Summit
<b>Manufacturer's-Estimated MPG<sup>(18)</sup> (city/hwy)</b>	22 / 24 (2-door model; 2.0L Turbo with Automatic transmission)	24 / 32	19 / 26 (3.6L Pentastar V6 2WD)	18 / 25 (3.6L Pentastar V6 2WD)
<b>Manufacturer's-Estimated Total Range<sup>(18)</sup> (miles)</b>	420 (2-door model; 2.0L Turbo with Automatic transmission)	432	598	575
<b>Fuel Tank Capacity (gal)</b>	17.5 (2.0L Turbo DI and 3.6L Pentastar® V6, 2-door) / 21.5 (2.0L Turbo DI and 3.6L Pentastar V6, 4-door)	13.5	23	23
<b>Available Engines</b>	3.6L Pentastar V6 / 2.0L Turbo DI	2.0L Turbo DI I-4	3.6L Pentastar V6 / 5.7L HEMI® V8	3.6L Pentastar V6 / 5.7L HEMI V8
<b>Drivetrains</b>	4x4	4x4	4x2 / 4x4	4x2 / 4x4
<b>Wheelbase</b>	96.8 / 118.4 (2-door / 4-door)	103.8	116.7	121.7
<b>Overall Height</b>	73.6	64.8 (with roof rails)	70.8	71.5
<b>Overall Width</b>	73.9	80 (with side mirrors)	84.6 (with side mirrors)	84.6 (with side mirrors)
<b>Overall Length</b>	166.8 / 188.4 (2-door / 4-door)	173.4	193.5	204.9
<b>Seating Capacity (max occupants)</b>	up to 4 (2-door) / up to 5 (4-door)	5	up to 5	up to 7
<b>Headroom (front / rear)</b>	40.8 (hardtop) / 42.6 (soft top, 2-door) front 40.3 (hardtop) / 41.7 (soft top, 4-door) rear	39.2 / 38.5	39.9 / 39.4	39.8 / 39.9 / 37.3
<b>Legroom (front / rear)</b>	41.2 front / 35.7 rear (2-door) / 41.2 front / 38.3 rear (4-door)	41.2 / 38.3	41.3 / 38.2	41.3 / 39.4 / 30.3
<b>Shoulder Room (front / rear)</b>	55.8 front / 57.7 rear (2-door) / 55.8 front / 55.8 rear (4-door)	56.7 / 55.1	59.2 / 58	59.2 / 58 / 51.9
<b>Hip Room (front / rear)</b>	53.9 front / 45 rear (2-door) / 53.9 front / 56.7 rear (4-door)	54.1 / 49.2	57.4 / 56.3	57.4 / 56.3 / 42.9
<b>Cargo Volume (cu ft)</b>	72.4 (with rear seats folded)	59.8 (with rear seats folded)	70.8	84.6 (behind first-row seats)
<b>Curb Weight (lb)</b>	4,012 (3.6L Pentastar V6, 2-door, Manual transmission)	3,620	4,238 (3.6L Pentastar V6, Laredo)	4,524 (3.6L Pentastar V6, Laredo)
<b>Towing Capacity<sup>(19)</sup> (lb)</b>	3,500	2,000 (when properly equipped)	6,200 / 7,200	6,200 / 7,200
<b>EPA Interior Volume (cu ft)</b>	53.8 front / 49.9 rear	126.7	–	–
<b>Ground Clearance</b>	10.8 (Rubicon)	8.6 (Trailhawk)	8.4 (standard suspension)	8.5 (standard suspension)



	<b>WAGONEER</b>	<b>DODGE DURANGO</b>	<b>DODGE HORNET</b>
Trims	Base / Series II / Series III (SWB/LWB)	SXT / GT / Citadel / R/T	GT / GT Plus
Manufacturer's-Estimated MPG <sup>(18)</sup> (city/hwy)	17 / 24 (for 2WD SWB and LWB models)	19 / 26 (3.6L Pentastar® V6 RWD)	21 / 29
Manufacturer's-Estimated Total Range <sup>(18)</sup> (miles)	636 (SWB) / 732 (LWB)	639	330
Fuel Tank Capacity (gal)	26.5 (SWB) / 30.5 (LWB)	24.6	13.5
Available Engines	3.0L Hurricane SO Twin Turbo I-6	3.6L Pentastar V6 / 5.7L HEMI® V8	2.0L Hurricane 4-cylinder Turbo
Drivetrains	4x2 / 4x4	4x2 / 4x4	9-speed Auto (AWD)
Wheelbase	123 (SWB) / 130 (LWB)	119.8	103.8
Overall Height	79.7 (SWB) / 79.6 (LWB) (with roof rails)	70.1 (with antenna)	63.8
Overall Width	94 (SWB and LWB; with mirrors)	85.5	82 (with side mirrors)
Overall Length	214.7 (SWB) / 226.7 (LWB)	200.8	178
Seating Capacity (max occupants)	up to 8	up to 7	5
Headroom (front / rear)	41.3 / 40 / 39 (SWB), 39.1 (third-row LWB)	39.9 / 39.8	38.8 / 38.2
Legroom (front / rear)	40.9 / 42.7 / 36.6	40.3 / 38.6	41.7 / 38.0
Shoulder Room (front / rear)	66.1 / 65.2 / 64.4	58.5 / 57.7	55.7 / 54.8
Hip Room (front / rear)	63.4 / 63 / 51.6	57 / 55.5	54.3 / 53.5
Cargo Volume (cu ft)	116.7 (SWB) / 130.9 (LWB) (behind first-row seats with rear seats folded)	85.1 (behind front-row seats with rear seats folded)	27 / 54.7 (with rear seats folded)
Curb Weight (lb)	6,092 (4WD SWB) / 6,335 (4WD LWB)	4,689 (SXT / 3.6L Pentastar V6)	3,715
Towing Capacity <sup>(19)</sup> (lb)	10,000 (2WD and 4WD SWB / 2WD LWB)	7,400 (5.7L HEMI V8)	2,000
EPA Interior Volume (cu ft)	206.6 (SWB) / 221.4 (LWB) (total passenger plus cargo volume)	-	105.9
Ground Clearance	8.3 (standard suspension) / 10 (air suspension)	8.1	8

## 2024 JEEP® WRANGLER / JEEP WRANGLER 4xe



### SELECT FEATURES

- Auxiliary Power Accessory Outlet – 12-volt
- Floor Mats – Carpeted; two in front on Wrangler; two in front and two in rear on Wrangler Unlimited
- Fog Lamps
- Hill Start Assist
- Rear Outboard Head Restraints<sup>(25)</sup>
- Rock-Trac® Four-Wheel Drive (4WD) – Rubicon® models
- Seats – Rear, folding
- Sentry Key® – Antitheft engine immobilizer
- Skid Plates for Fuel Tank, Transfer Case and Transmission
- Spare Tire – Full-size with matching wheel
- Steering Wheel-Mounted Speed/Cruise Controls
- Uconnect® Voice Command

### SAFETY & SECURITY

- Air Bags<sup>(21)</sup> – Advanced multistage driver’s and front-passenger – Supplemental front-seat-mounted side
- Electronic Roll Mitigation
- Electronic Stability Control (ESC)<sup>(6)</sup> – With Brake Assist, All-Speed Traction Control and Electronic Roll Mitigation
- Energy-Absorbing Front-Rail Extensions
- Enhanced Accident Response System
- Remote Keyless/Illuminated Entry (Available)
- Selectable Tire-Fill Alert (Available)
- Tire Pressure Monitoring Warning Lamp
- Trailer Sway Control<sup>(6)</sup>

ENGINES	HORSEPOWER <sup>(22)</sup>	TORQUE <sup>(22)</sup>
2.0L I-4 Turbo (available on all trims)	270 hp @ 5,250 rpm	295 lb-ft @ 3,000 rpm
2.0L I-4 Turbocharged PHEV	375 hp @ 5,250 rpm	470 lb-ft @ 3,000 rpm
3.6L Pentastar® V6	285 hp @ 6,400 rpm	260 lb-ft @ 4,800 rpm


FUEL ECONOMY <sup>(18)</sup>	
Fuel Economy (manufacturer’s-estimated mpg)	City / Hwy
- 2.0L I-4 Turbo - Two-door	22 / 24
- Four-door	21 / 24
- 2.0L I-4 Turbocharged PHEV - Regular gas	20 combined (gas)
- Gas and electric	49 combined (MPGe)
- 3.6L Pentastar V6 - Two-door (Automatic transmission, Hybrid)	20 / 24
- Four-door (Automatic transmission, Hybrid)	19 / 24
- Two-door (Automatic transmission, gas)	18 / 23
- Four-door (Automatic transmission, gas)	18 / 23
- Two-door (Manual transmission)	17 / 25
- Four-door (Manual transmission)	17 / 23





# 2024 JEEP® WRANGLER / JEEP WRANGLER 4xe

## EXTERIOR PAINT COLORS



EXTERIOR DIMENSIONS* (Based on Rubicon® model)	
Wheelbase (two-door / four-door)	96.8/118.4
Overall Length (includes spare tire; two-door / four-door)	166.8/188.4
Overall Width	73.8
Overall Height (two-door / four-door)	73.6/73.5
Running Ground Clearance	10.8
Approach Angle (deg; two-door / four-door / 4xe)	44/43.9/43.8
Departure Angle (deg; four-door / 4xe)	37/35.6
Breakover Angle (deg; two-door / four-door / 4xe)	27.8/22.6/22.5
Turning Diameter (max; ft; two-door / four-door)	32.7/38.8
Front Track (four-door / 4xe)	62.9/64.4
Rear Track (four-door / 4xe)	62.9/64.4
Base Curb Weight (lb; Sport with 3.6L Pentastar® V6 engine and Automatic transmission / 4xe with 2.0L I-4 Turbocharged PHEV engine and Automatic transmission)	3,919/5,000

TOWING <sup>(19)</sup>	
Tow Class (max)	II
Maximum Towing (lb; two-door / four-door)	2,000/3,500

INTERIOR DIMENSIONS*	
First Row	
- Headroom (four-door hardtop / four-door soft top / two-door hardtop / two-door soft top)	40.8 / 42.8 / 40.7 / 42.6
- Legroom (two-door / four-door, 4xe)	41.2 / 40.8
- Shoulder room (two-door / four-door, 4xe)	55.7 / 55.8
- Hip room	53.9
Second Row	
- Headroom (four-door hardtop / four-door soft top / two-door hardtop / two-door soft top)	40.3 / 42.6 / 40.2 / 41.7
- Legroom (two-door / four-door / 4xe)	35.7 / 38.3 / 38.2
- Shoulder room (two-door / four-door / 4xe)	57.7 / 55.7 / 55.8
- Hip room (two-door / four-door / 4xe)	45 / 56.7 / 55.9
Cargo Volume (cu ft) - Behind second row (two-door / four-door, 4xe)	31.7 / 27.7
- With second row folded (two-door / four-door, 4xe)	72.4 / 67.4
Seating Capacity (max occupants)	5
Fuel Tank Capacity (gal; two-door / four-door)	
- 2.0L I-4 Turbo	17.5 / 19
- 2.0L I-4 Turbocharged PHEV	17.2
- 3.6L Pentastar V6	17.5 / 21.5

\*Based on 2023MY vehicle information. All dimensions are in inches unless otherwise noted.





# 2024 JEEP® COMPASS



## SELECT FEATURES

- 2.0L Direct-Injection (DI) Turbo I-4 Engine with Engine Stop/Start (ESS) Technology/8-speed Automatic Transmission
- 4x4 Drive System for All Models
- 10.25-inch All-Digital, Full-Color Driver Information Display (DID) (Available)
- Alexa Built-In<sup>(29)</sup> and SiriusXM<sup>®</sup> with 360L<sup>(13)</sup> (Available)
- All-New 17-, 18- and 19-inch Wheels
- Dual-Pane Panoramic Power Sunroof (Available)
- Hands-Free<sup>(16)</sup> Phone and Audio
- Hands-Free Power Liftgate with Foot-Activated Open 'N Go (Available)
- Heated Front Seats (Available)
- High-Mounted Center Console with Increased Storage Space
- Jeep Connect<sup>(31)</sup> Services including 4G LTE Wi-Fi Hotspot<sup>(30)</sup> with Three-Month Trial
- LED Projector Headlamps, Fog Lamps and Taillamps (Available)
- LED Reflector Headlamps on All Models
- New Chrome-Painted Textured Grille on Limited models
- Next-Generation Uconnect<sup>®</sup> 5 with 10.1-inch Touchscreen Display
- Premium Alpine<sup>®</sup> Sound System (Available)
- Selec-Terrain<sup>®</sup> Traction Management System with up to Four Modes
- SiriusXM Radio<sup>(13)</sup>
- TomTom<sup>®</sup> Connected Travel and Traffic Services<sup>(33)</sup> (Available)

- Two 4x4 Systems: Jeep Active Drive and Jeep Active Drive Low with Hill Descent Control
- Uconnect 5 NAV with 10.1-inch Touchscreen Display and GPS Navigation<sup>(7)</sup> (Available)
- Universal Garage Door Opener (Available)
- Ventilated Front Seats (Available)
- Wireless Apple CarPlay<sup>TM(4)</sup> and Android Auto<sup>TM(3)</sup>
- Wireless Charging Pad (Available)

## SAFETY & SECURITY

- 360° Surround-View Camera System<sup>(1)</sup> (Available)
- Active Driving Assist System<sup>(10)</sup> (Available)
- Active Lane Management System<sup>(10)</sup>
- Air Bags<sup>(21)</sup> – Seven including full-length side and driver's knee bolster
- Blind Spot Monitoring (BSM)<sup>(5)</sup> and Rear Cross-Path Detection System<sup>(1)</sup>
- Drowsy-Driver Detection<sup>(2)</sup>
- Full-Speed Forward Collision Warning with Active Braking<sup>(8)</sup>
- Parallel/Perpendicular Park/Unpark Assist System<sup>(11)</sup> (Available)
- ParkSense<sup>®</sup> Front/Rear Park Assist System<sup>(11)</sup> (Available)
- ParkView<sup>®</sup> Rear Back-Up Camera<sup>(1)</sup>
- Pedestrian/Cyclist Detection with Emergency Braking<sup>(8)</sup>
- Traffic Sign Recognition<sup>(15)</sup> (Available)

ENGINE	HORSEPOWER <sup>(22)</sup>	TORQUE <sup>(22)</sup>
2.0L DI Turbo I-4 with ESS	200 hp @ 5,000 rpm	221 lb-ft @ 1,750 - 4,250 rpm

FUEL ECONOMY <sup>(18)</sup>	
Fuel Economy (manufacturer's-estimated mpg)	City / Hwy
– 2.0L DI Turbo I-4 Engine with ESS	24 / 32

EXTERIOR DIMENSIONS* (when equipped with 17-inch tires)	
Wheelbase	103.8
Overall Length	173.4
Overall Width (with mirrors extended)	80
Height (with roof rails)	64.8
Front Track	60.7
Rear Track	60.3
Ground Clearance (4x4/Trail Rated <sup>®</sup> )	8.1/8.6
Approach Angle with Air Dam (deg; 4x4/Trail Rated)	16.1/30.4
Departure Angle (deg; 4x4/Trail Rated)	31.4/34
Breakover Angle (deg; 4x4/Trail Rated)	22.5/23.6
Water Forging <sup>(28)</sup> (4x4/Trail Rated)	16/19
Turning Diameter (ft; 4x4/Trail Rated)	36.3/35.3
Base Curb Weights (lb)	3,620
Fuel Tank Capacity (gal)	13.5

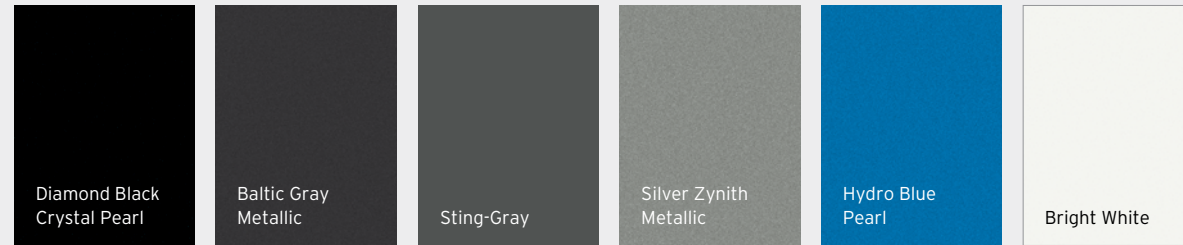
TOWING <sup>(19)</sup>	
Maximum Towing (lb; Trailhawk <sup>®</sup> models, when properly equipped)	2,000

INTERIOR DIMENSIONS*	
First Row	
– Headroom (without sunroof)	39.2
– Legroom	41.2
– Shoulder room	56.7
– Hip room	54.1
Second Row	
– Headroom	38.5
– Legroom	38.3
– Shoulder room	55.1
– Hip room	49.2
SAE Cargo Volume (cu ft) – Rear seats up	27.2
– Rear seats folded	59.8
EPA Interior Volume Index	126.7
Seating Capacity (max occupants)	5

\*Based on 2023MY vehicle information. All dimensions are in inches unless otherwise noted.

# 2024 JEEP® COMPASS

## EXTERIOR PAINT COLORS



### STANDARD FEATURES AND OPTIONS

CPOS	Sport 2DA	Latitude 2DJ	Latitude Lux 2DL	Trailhawk® 2DE	Limited 2DG
<b>ENGINE / TRANSMISSION</b>					
2.0L Direct-Injection (DI) Turbo I-4 with Engine Stop/Start (ESS) Technology/8-speed Automatic (EC1/DGD)	•	•	•	•	•
<b>MECHANICAL FEATURES/CAPABILITY</b>					
Alternator – 180-amp (BA5)	•	•	•	•	•
AutoStick Automatic Transmission (DHD)	•	•	•	•	•
Transmission Oil Heater (NHQ)	•	•	•	•	•
Exhaust System – Dual tips, hidden (NEJ)	•	•	•	•	•
4x4 Drive System (590)	•	•	•	•	•
Four-Wheel Drive (4WD) System with Rear-Axle Disconnect – Jeep Active Drive - Full-time 4x4 system	•	•	•	•	•
– Jeep Active Drive Low - Full-time 4x4 system with low range for a 20:1 crawl ratio				•	
Fuel Door – Capless fuel-filler (XJM)	•	•	•	•	•
Push-Button Start (GX4)	•	•	•	•	•
Selec-Terrain® Traction Management System – Center-stack toggle with traction control settings: Auto, Snow and Sand/Mud Modes (XAB)	•	•	•		•
– Auto, Snow, Sand/Mud and Rock Modes with Hill Descent Control (XAB)				•	
Steering – Electric power; tilt/telescoping column (SBL/SUD)	•	•	•	•	•
Suspension – All-Wheel Drive (AWD) (SDE)	•	•	•		•
– Off-road (SDJ)				•	
Trail Rated® Capability – Includes Jeep Active Drive Low Mode with 20:1 crawl ratio and Hill Descent Control, 1-inch increased height, unique front and rear fascia skid plates, off-road suspension, signature Ruby Red accents including front and rear tow hooks, Trail Rated and Trailhawk badges, and unique 17-inch wheels with All-Season (A/S) On-/Off-Road tires (MT2)				•	

### STANDARD FEATURES AND OPTIONS

CPOS	Sport 2DA	Latitude 2DJ	Latitude Lux 2DL	Trailhawk® 2DE	Limited 2DG
<b>EXTERIOR FEATURES</b>					
Accents – Lower bodyside cladding with Body-color/Accent-color fascias (MRB/MCD)	•	•	•	•	•
– Neutral Gray (packaged with (RED) Edition (ACT) and High Altitude Package (AHP)) (MHX)				•	P
– Bright Chrome (MCG)					•
– Middle fascia texture - Molded-in-color Black (MLD)	•	•	•	•	
– Middle fascia texture - Gloss Black (MLB)					•
– Rear fascia skid plate appliqué (MTA)	•	•	•	•	•
– Gloss Black badges (packaged with Altitude Special Edition) (MGF)		P			
– Diamond Black door cladding, wheel flares, fascias and sills (packaged with Elite Group) (MJX/MMZ/MC3/MEK)					P
– Mopar® Bodyside Graphics (included with Mopar Graphics Package) (MZQ)	P	P	P		P
– Mopar Rock Rails (MMU)	O	O	O	O	O
Daylight Opening (DLO) Moldings – Bright (MMP)	•	•	•		•
– Black (packaged with Altitude Special Edition (ADZ), (RED) Edition (ACT) and High Altitude Package (AHP)) (MMR)		P		•	P
Door Handles – Black (MNA)	•				
– Body-color (MNK)		•	•	•	•
Glass – Deep-tint sunscreen (GEG)	•	•	•	•	•
Grilles – Black surround with Chrome rings (MAJ)	•	•	•		
– Black surround with Neutral Gray rings (MF6)					•
– Gloss Black surround with Chrome rings and Chrome-painted grille texture (MAG/MXK)					•
– Gloss Black surround with Gloss Black rings and grille texture (packaged with Altitude Special Edition) (MAE)		P			
Hood – Decal in Black and Red (MYA)					•
– Decal in Black on Black (packaged with Hydro Blue Pearl exterior color) (M19)					P
– Mopar Hood Graphic (included with Mopar Graphics Package) (MGV)	P	P	P		P

• = Standard. O = Optional. P = Available with Package noted. F = Fleet only.



# 2024 JEEP® COMPASS

## STANDARD FEATURES AND OPTIONS

	Sport	Latitude	Latitude Lux	Trailhawk®	Limited
CPOS	2DA	2DJ	2DL	2DE	2DG
<b>EXTERIOR FEATURES (CONTINUED)</b>					
Fog and Cornering Lamps (LNP)		•	•	•	•
– Premium LED with cornering function (packaged with Trailhawk Elite Group, Driver Assistance Group, Premium Lighting Group, Lux Driver Assist and Elite Group) (LNT)	P	P	P	P	P
Lighting – LED reflector headlamps (LPX)	•	•	•	•	•
– LED low-/high-beam projector headlamps (packaged with Trailhawk Elite Group, Premium Lighting Group and Elite Group) (LM6)			P	P	P
– Automatic headlamps (LMG)	•	•	•	•	•
– Auto High-Beam Headlamp Control (requires Full-Speed Forward Collision Warning with Active Braking <sup>(®)</sup> ) (LMS)	•	•	•	•	•
– Daytime running lamp (DRL) system (LMX)	•	•	•	•	•
– Headlamps-off time delay (LHD)	•	•	•	•	•
– Incandescent taillamps (LA6)	•	•	•	•	•
– LED taillamps (packaged with Trailhawk Elite Group, Premium Lighting Group, High Altitude Package and Elite Group) (LAD)			P	P	P
Mirrors – Power-adjust, heated and manual-folding in Gloss Black (GTC/LE7)	•	•	•		
– Power-adjust, heated and manual-folding with turn signals in Gloss Black (GTC/LEB/LE7)				•	•
Power Liftgate with Foot-Activated Open 'N Go (packaged with Trailhawk Elite Group, Elite Group, Lux Driver Assist, Convenience Group, Elite Group for (RED) Edition and Elite Interior Group High Altitude) (JRC/XZ2)	P	P	P	P	P
Removable Short-Mast Antenna – Roof-mounted (RDB)	•	•	•	•	•
Roof – Body-color (packaged with Diamond Black Crystal Pearl exterior color and High Altitude Package) (MXU)	•	•	•	P	P
– Black (packaged with Altitude Special Edition) (MXS)		P		•	•
Roof Rails – Black (MWE)		•	•	•	•
Skid Plates – Fuel tank, transfer case, front suspension and transmission (XEE/XEF/XEU/XE9)				•	
Sunroof – Power, dual-pane with front tilt/fore/aft and rear fixed glass (packaged with Sun and Sound Group, Elite Group for (RED) Edition and High Altitude Package) (GWJ)		P	P	P	P
Tires – 225/60R17 BSW All-Season (A/S) (TTU)	•	•			
– 215/65R17 BSW All-Terrain (A/T) (TAK)				•	
– 225/55R18 BSW A/S (packaged with 18-inch Gloss Black-painted aluminum wheels) (TWL)		P			•
– 225/55R18 BSW A/S (TJC)			•		O
– 235/45R19 BSW A/S (packaged with (RED) Edition, High Altitude Package and 19-inch Diamond-Cut painted aluminum wheels) (TPS)					P
– Tire Service Kit (XFP/TBF)	•	•	•		•
– Spare Tire - Full-size (TBB)				•	
Tow Hooks – Two front and one rear in Ruby Red (XEA/XH6)				•	
Wheels – 17-inch aluminum (WAJ)	•	•			
– 17-inch Black-painted aluminum (WD4)				•	
– 18-inch painted aluminum (WLF)			•		
– 18-inch Diamond-Cut painted aluminum (WAG)					•
– 18-inch Gloss Black-painted aluminum (packaged with Altitude Special Edition) (WPW)		P			
– 19-inch Diamond-Cut painted aluminum (packaged with Elite Group) (WSU)					P

• = Standard. O = Optional. P = Available with Package noted. F = Fleet only.

## STANDARD FEATURES AND OPTIONS

	Sport	Latitude	Latitude Lux	Trailhawk®	Limited
CPOS	2DA	2DJ	2DL	2DE	2DG
<b>EXTERIOR FEATURES (CONTINUED)</b>					
Wheels (continued) – 19-inch Satin Granite Crystal-painted aluminum (packaged with (RED) Edition and High Altitude Package) (WS6)					P
Windows – Power front, one-touch up and down (JP3)	•	•	•	•	•
– Rear, defroster (GFA)	•	•	•	•	•
Wiper System – Front, variable/intermittent (JHA)	•	•	•		
– Windshield wiper de-icer (packaged with Trailhawk Convenience Group, Convenience Group, Lux Driver Assist and Trailhawk Elite Group) (NHL)		P	P	P	•
– Rain-sensitive/intermittent (packaged with Driver Assistance Group and Lux Driver Assist) (JHC)		P	P	•	•
– Rear window wiper/washer (JHB)	•	•	•	•	•
<b>INTERIOR FEATURES</b>					
Accents – Satin Chrome/Wizard Black (XSB)	•	•	•		
– Piano Black/Brushed Hydro (XST)				•	
– Copper/Chainmail Hydro (XSS)					•
Air Conditioning (HAA)	•	•	•		
– Dual-Zone automatic temperature control, including humidity sensors (packaged with Convenience Group and Lux Driver Assist) (HAF)		P	P	•	•
– Jeep Air Filtration System (JMD)	•	•	•	•	•
Assist Handles – Driver and passenger; coat hook included on rear passenger (four) (CSR/CSW/XCT)	•	•	•	•	•
Cargo Area – Tie-down loops (four) (CKT)	•	•	•	•	•
– Compartment lamp (LDB)	•	•	•	•	•
– Height-adjustable load floor - One-, two- or three-position adjustment depending on spare tire/Tire Service Kit availability	•	•	•	•	•
– Rear cargo underfloor tray (CK6)	•	•	•	•	•
– Reversible carpet/vinyl cargo mat (packaged with Trailhawk Convenience Group, Elite Group, Convenience Group, Lux Driver Assist, Driver Assist Group I and Trailhawk Elite Group) (CKK)		P	P	P	P
– Cargo compartment carpet (CKN)	•	•	•	•	•
– Mopar® Carpet Cargo Mat (included with Mopar Interior Premium Package) (CMK)	P	P	P		
– Mopar Molded Cargo Tray (included with Mopar Interior Protection Package) (CKZ)	P	P	P		
Cluster – 7-inch color Driver Information Display (DID) (JAL)	•	•	•	•	•
– 10.25-inch all-digital, full-color (packaged with Trailhawk Elite Group, Elite Group, Elite Group for (RED) Edition and High Altitude Package) (JAU)				P	P
– Outside temperature display in odometer (LAH)	•	•	•	•	•
– Speedometer - 160-mph (JCC)	•	•	•	•	•
– Tachometer (JFH)	•	•	•	•	•
Console – Full-length front floor console with fore/aft sliding armrest (CM6)	•	•	•	•	•
– Media center electronics storage (CU7)	•	•	•	•	•
– Wireless charging pad (packaged with Driver Assistance Group, Lux Driver Assist, Driver Assist Group I and Elite Group for (RED) Edition) (RFX)		P	P	P	P

# 2024 JEEP® COMPASS

## STANDARD FEATURES AND OPTIONS

	Sport	Latitude	Latitude Lux	Trailhawk®	Limited
CPOS	2DA	2DJ	2DL	2DE	2DG
<b>INTERIOR FEATURES (CONTINUED)</b>					
Console (continued) – Air vents on rear of center console for rear passengers (XGA)	•	•	•	•	•
– Overhead console (CUN)	•	•	•	•	•
Cup Holders (included with full-length front floor console) (CM6)	•	•	•	•	•
– Rear-seat armrest with cup holders (CSN)	•	•	•	•	•
Electronic Vehicle Information Center (EVIC) – Controls located on steering wheel (LAZ)		•	•	•	•
Floor Mats – Front and rear (CLE)	•	•	•		•
– All-season (packaged with Lux Driver Assist and Convenience Group) (CLF)		P	P	•	
– Mopar® Premium Carpet Floor Mats (included with Mopar Interior Premium Package) (CLQ)	P	P	P		
– Mopar All-Weather Floor Mats (included with Mopar Interior Protection Package) (CKV)	P	P	P		
Glove Box – With damped door (JKA)	•	•	•	•	•
Instrument and Door Panel – Steel Gray Blend cloth mid-panel and door bolster with Bright Blue accent stitching	•	•	•		
– Black perforated vinyl mid-panel with Ruby Red accent stitching				•	
– Steel Gray or Sepia Nappa PUR mid-panel and door bolster with accent stitching					•
Lighting – Two front overhead incandescent map lamps (LBA)	•	•	•	•	•
– Overhead cupola LED lamps (LHJ)		•	•	•	•
– Door handle LED lamps (LB3)		•	•	•	•
– Front map pocket LED lamp (LBG)				•	•
– Front dome lamp (LCK)	•	•	•	•	•
– Map/dome reading lamps (LCD)	•	•	•	•	•
– Illuminated entry (LAC)	•	•	•	•	•
Mirrors – Rearview day/night mirror (GNA)	•	•	•		
– Rearview, auto-dimming mirror (packaged with Convenience Group and Lux Driver Assist) (GNK)		P	P	•	•
– Sliding sun visor with mirrors (GNU)	•	•			
– Sliding sun visor with illuminated mirrors (packaged with Convenience Group) (GNC)		P	•	•	•
Power Outlet – 12-volt auxiliary located behind center console (JKP)	•	•	•	•	•
– 12-volt auxiliary in rear cargo area (JJM)	•	•	•	•	•
Seating – Premium cloth low-back bucket in Black with Bright Blue accent stitching (*A7)	•				
– Premium cloth and vinyl bucket in Black or Steel Gray with Bright Blue accent stitching (*G7)		•			
– Premium cloth and vinyl bucket in Black with Light Tungsten accent stitching (packaged with Altitude Special Edition) (*G7)		P			
– Leatherette bucket in Black with Burnished Copper accent stitching (included with (RED) Edition and High Altitude Package) (*A6)			•		P
– Premium leather-trimmed with cloth insert bucket in Black with Ruby Red and Diesel dual accent stitching and embroidered Trailhawk logo (*Q6)				•	
– Premium ventilated leather-trimmed bucket in Black with Ruby Red and Diesel dual accent stitching and embroidered Trailhawk logo (packaged with Trailhawk Elite Group; requires eight-way power driver’s and front-passenger seats) (*BL)					P
– Leatherette bucket in Black or Black/Sepia with Burnished Copper accent stitching (*A6)					•

• = Standard. 0 = Optional. P = Available with Package noted. F = Fleet only.

## STANDARD FEATURES AND OPTIONS

	Sport	Latitude	Latitude Lux	Trailhawk®	Limited
CPOS	2DA	2DJ	2DL	2DE	2DG
<b>INTERIOR FEATURES (CONTINUED)</b>					
Seating (continued) – Premium ventilated leather-trimmed bucket in Black or Black/Sepia with Burnished Copper accent stitching (packaged with Elite Group; requires eight-way power driver’s and front-passenger seats) (*EL)					P
– Premium ventilated leather-trimmed bucket in Black with Light Tungsten accent stitching (included with (RED) Edition and High Altitude Package) (*EL)					P
Seats, Front – Driver’s - Manual-adjust six-way including driver height adjuster (JVB/CDH)	•	•		•	
– Driver’s - Power-adjust eight-way with power two-way lumbar-adjust (packaged with Trailhawk Convenience Group, Convenience Group and Trailhawk Elite Group) (JVG)		P	•	P	•
– Front-passenger - Manual-adjust six-way (JWB)	•	•	•	•	•
– Front-passenger - Power-adjust eight-way with power two-way lumbar-adjust (packaged with Trailhawk Elite Group, Elite Group, Elite Group for (RED) Edition and Elite Interior Group High Altitude) (JWG)				P	P
– Power two-way driver’s lumbar-adjust (packaged with Trailhawk Convenience Group and power-adjust eight-way driver’s seat) (JPE)		P	•	P	•
– Power two-way front-passenger lumbar-adjust (packaged with Elite Group for (RED) Edition and power-adjust eight-way front-passenger seat) (JRP)				P	P
– Ventilated (packaged with premium leather-trimmed bucket seats) (CAJ)				P	P
– Driver’s-seat memory (packaged with Trailhawk Elite Group, Elite Group, Elite Group for (RED) Edition and Elite Interior Group High Altitude) (LEQ)				P	P
– Heated (packaged with Trailhawk Convenience Group, Convenience Group and Trailhawk Elite Group) (JPM)		P	•	P	•
– Two-way headrests (CDX)	•	•	•	•	•
– Front height-adjustable shoulder belts (CGD)	•	•	•	•	•
– Front seatback map pocket (CSM)	•	•	•	•	•
– Front-passenger fold forward (packaged with manual-adjust six-way front-passenger seat) (CDW)	•	•	•	•	•
Seats, Second-Row – 60/40 split-folding and rear-seat armrest with cup holders (CFN/CSN)	•	•	•	•	•
– Rear-seat head restraints; <sup>(25)</sup> three (CSH)	•	•	•	•	•
– Center rear three-point seat belt (CG6)	•	•	•	•	•
– Heat ducts (XGR)	•	•	•	•	•
– Air vents - Located behind center console (XGA)	•	•	•	•	•
Shift Knob – Urethane (CV1)	•				
– Leather-wrapped (CVB)		•	•	•	•
Speed-Sensitive Power Door Locks (JPH)	•	•	•	•	•
Steering Wheel – Urethane (SCA)	•				
– Premium-wrapped (SCJ)		•	•	•	•
– Heated (packaged with Trailhawk Convenience Group, Convenience Group and Trailhawk Elite Group; requires heated front seats) (NHS)		P	•	P	•
– Mounted audio controls (RDZ)	•	•	•	•	•
<b>UCONNECT® MULTIMEDIA</b>					
Wireless Apple CarPlay™ <sup>(4)</sup> iPhone® Integration and Android Auto™ <sup>(3)</sup> Compatibility (RFP/RF5)	•	•	•	•	•
Hands-Free <sup>(16)</sup> Phone and Audio (RTE)	•	•	•	•	•



# 2024 JEEP® COMPASS

## STANDARD FEATURES AND OPTIONS

CPOS	Sport	Latitude	Latitude Lux	Trailhawk®	Limited
	2DA	2DJ	2DL	2DE	2DG
<b>UCONNECT® MULTIMEDIA (CONTINUED)</b>					
Media Device Connections – Front-row USB port Type A and C (RTX)	•	•	•	•	•
– Second-row USB port Type A charge only (RS4)	•	•	•	•	•
– Second-row USB port Type A and C charge only (packaged with Trailhawk Convenience Group, Elite Group, Convenience Group, Lux Driver Assist, Trailhawk Elite Group, Elite Group for (RED) Edition and Elite Interior Group High Altitude) (RS2)		P	P	P	P
SiriusXM® Radio <sup>(13)</sup> – Includes three-month All-Access trial subscription (RSD)	•	•	•	•	•
SiriusXM with 360L <sup>(13)</sup> – Includes three-month trial subscription (packaged with Uconnect 5 NAV with 10.1-inch Touchscreen Display) (RTU)				P	P
Jeep Connect <sup>(31)</sup> – Includes three-month trial subscription, 4G LTE Wi-Fi Hotspot <sup>(30)</sup> and Uconnect App (RT1)	•	•	•	•	•
TomTom® Connected Travel and Traffic Services <sup>(33)</sup> (packaged with Uconnect 5 NAV with 10.1-inch Touchscreen Display) (RTV)				P	P
Speakers – Six (RCG)	•	•	•	•	•
– Premium Alpine® Sound System with nine amplified speakers, plus a subwoofer (included with Sun and Sound Group, Elite Group for (RED) Edition and High Altitude Package) (RC3)		P	P	P	P
Uconnect 5 with 10.1-inch Touchscreen Display – Includes 10.1-inch touchscreen display, hands-free <sup>(16)</sup> phone and audio, SiriusXM Radio <sup>(13)</sup> including three-month All-Access trial subscription, Jeep Connect <sup>(31)</sup> including three-month trial subscription and 4G LTE Wi-Fi Hotspot <sup>(30)</sup> (UBU)	•	•	•	•	•
Uconnect 5 NAV with 10.1-inch Touchscreen Display – Includes 10.1-inch touchscreen display with GPS Navigation, <sup>(7)</sup> HD radio, Alexa Built-In, <sup>(29)</sup> Integrated Voice Command, SiriusXM with 360L <sup>(13)</sup> including three-month trial subscription, Jeep Connect <sup>(31)</sup> with three-month trial subscription, 4G LTE Wi-Fi Hotspot <sup>(30)</sup> and TomTom Connected Travel and Traffic Services <sup>(33)</sup> (packaged with Trailhawk Elite Group, Elite Group, Elite Group for (RED) Edition and High Altitude Package) (UBN)				P	P

## SAFETY & SECURITY

Air Bags <sup>(21)</sup> (seven total) – Advanced multistage front (CG3)	•	•	•	•	•
– Supplemental full-length front and rear side-curtain (CJ2)	•	•	•	•	•
– Supplemental front-seat-mounted side (CJ1)	•	•	•	•	•
– Driver's inflatable knee-bolster (CGY)	•	•	•	•	•
All-Speed Traction Control (BNP)	•	•	•	•	•
Battery Run-Down Protection (BCS)	•	•	•	•	•
Brakes – Antilock four-wheel disc performance (BR5)	•	•	•	•	•
– Advanced Brake Assist (BGG)	•	•	•	•	•
– Electric Park Brake (XC4)	•	•	•	•	•
– Rain Brake Support (BHC)	•	•	•	•	•
Cruise Control Systems – Cruise Control (NHM)	•	•	•		
– Adaptive Cruise Control (ACC) with Stop and Go <sup>(2)</sup> (packaged with Driver Assistance Group and Lux Driver Assist) (NHZ)		P	P	•	•
Driver Assist Systems – Active Lane Management System <sup>(10)</sup> (XNW)	•	•	•	•	•
– Full-Speed Forward Collision Warning with Active Braking <sup>(9)</sup> - Includes Advanced Brake Assist (LSU)	•	•	•	•	•
– Blind Spot Monitoring (BSM) <sup>(5)</sup> and Rear Cross-Path Detection System <sup>(1)</sup> (XAN)	•	•	•	•	•

• = Standard. 0 = Optional. P = Available with Package noted. F = Fleet only.

## STANDARD FEATURES AND OPTIONS

CPOS	Sport	Latitude	Latitude Lux	Trailhawk®	Limited
	2DA	2DJ	2DL	2DE	2DG
<b>SAFETY &amp; SECURITY (CONTINUED)</b>					
Driver Assist Systems (continued) – Traffic Sign Recognition <sup>(15)</sup> (packaged with Driver Assist Group I and Elite Group for (RED) Edition) (SJB)				P	P
– Pedestrian/Cyclist Detection with Emergency Braking <sup>(8)</sup> (LST)	•	•	•	•	•
– Active Driving Assist System <sup>(10)</sup> (packaged with Driver Assist Group I and Elite Group for (RED) Edition) (SJJ)				P	P
– Drowsy-Driver Detection <sup>(2)</sup> (XNM)	•	•	•	•	•
Electronic Roll Mitigation (BNS)	•	•	•	•	•
Electronic Stability Control (ESC) <sup>(6)</sup> (BNB)	•	•	•	•	•
Entry Systems – Remote Keyless Entry with push-button start (GXP/GX4)	•				
– Two-door passive entry (front door locks)/Keyless Enter 'n Go™ with push-button start (GXD/GX4)		•	•	•	•
– Keyless Entry with engine immobilizer (GXW)	•	•	•	•	•
Hill Descent Control (BNH)				•	
Hill Start Assist (BNG)	•	•	•	•	•
Park Assist Systems – ParkSense® Rear Park Assist System <sup>(11)</sup> (XAA)				•	•
– Parallel/Perpendicular Park/Unpark Assist System <sup>(11)</sup> - Includes ParkSense Front/Rear Park Assist System <sup>(11)</sup> (packaged with Driver Assistance Group, Lux Driver Assist, Driver Assist Group I and Elite Group for (RED) Edition) (XPK)		P	P	P	P
– ParkSense Front/Rear Park Assist System <sup>(11)</sup> (packaged with Driver Assistance Group, Lux Driver Assist, Driver Assist Group I and Elite Group for (RED) Edition) (XAG)		P	P	P	P
Camera Systems – ParkView® Rear Back-Up Camera <sup>(1)</sup> with active grid lines (XAC)	•	•	•	•	•
– 360° Surround-View Camera System <sup>(1)</sup> (packaged with Driver Assistance Group, Lux Driver Assist and Driver Assist Group I) (XAK)		P	P	P	P
Remote Start <sup>(12)</sup> System (packaged with Trailhawk Convenience Group, Convenience Group and Trailhawk Elite Group) (XBM)		P	•	P	•
Seat Belt and Door Systems – Front-passenger seat-belt alert (LAX)	•	•	•	•	•
– Motorized pretensioning seat belts (CGN)	•	•	•	•	•
– Child Seat Anchor System - LATCH-ready (CGU)	•	•	•	•	•
– Rear-door child protection locks (GXT)	•	•	•	•	•
– Rear-seat reminder alert (JFB)	•	•	•	•	•
Security Alarm <sup>(24)</sup> (LSA)	•	•	•	•	•
Tire Pressure Monitoring Display (XGM)	•	•	•	•	•
Trailer Sway Damping <sup>(6)</sup> (BNT)	•	•	•	•	•

## PACKAGES/EQUIPMENT GROUPS

Altitude Special Edition – Includes Gloss Black badges, Black roof, Black daylight opening (DLO) moldings, Gloss Black grille with Gloss Black rings and mesh texture, 18-inch Gloss Black-painted aluminum wheels, Black premium cloth/vinyl bucket seats with Light Tungsten accent stitching and Piano Black interior accents	0				
Convenience Group – Includes Remote Start <sup>(12)</sup> System, windshield wiper de-icer, power liftgate with Foot-activated Open 'N Go, power-adjust eight-way driver's seat with power two-way lumbar-adjust, heated front seats, heated steering wheel, Dual-Zone automatic temperature control with humidity sensor, rearview auto-dimming mirror, all-season floor mats, reversible carpet/vinyl cargo mat, second-row USB port Type A and C charge only, Universal Garage Door Opener and sliding sun visor with illuminated mirrors (AHM)	0				

# 2024 JEEP® COMPASS

STANDARD FEATURES AND OPTIONS	Sport	Latitude	Latitude Lux	Trailhawk®	Limited
CPOS	2DA	2DJ	2DL	2DE	2DG
<b>PACKAGES/EQUIPMENT GROUPS (CONTINUED)</b>					
Driver Assistance Group – Includes wireless charging pad, rain-sensitive/intermittent windshield wipers, premium LED fog lamps, Adaptive Cruise Control (ACC) with Stop and Go, <sup>(2)</sup> ParkSense® Front/Rear Park Assist System, <sup>(11)</sup> Parallel/Perpendicular Park/Unpark Assist System <sup>(11)</sup> and 360° Surround-View Camera System <sup>(1)</sup> (requires Convenience Group) (AAH)		0			
Driver Assist Group I – Includes wireless charging pad, ParkSense Front/Rear Park Assist System, <sup>(11)</sup> Parallel/Perpendicular Park/Unpark Assist System, <sup>(11)</sup> 360° Surround-View Camera System, <sup>(9)</sup> Traffic Sign Recognition, <sup>(15)</sup> Active Driving Assist System <sup>(10)</sup> and Universal Garage Door Opener; Trailhawk models add reversible carpet/vinyl cargo mat (requires Trailhawk Elite Group and Elite Group) (AAY)				0	0
Elite Group – Includes LED low-/high-beam projector headlamps, premium LED taillamps, premium LED fog lamps, Diamond Black door cladding, wheel flares, fascias and exterior sills, 19-inch Diamond-Cut painted aluminum wheels, premium ventilated leather-trimmed bucket seats with driver’s-seat memory and power-adjust eight-way driver’s and front-passenger seats with power two-way lumbar-adjust, hands-free power liftgate with Foot-activated Open ‘N Go, Uconnect® 5 NAV with 10.1-inch touchscreen display and GPS Navigation, <sup>(7)</sup> 10.25-inch all-digital, full-color Driver Information Display (DID), reversible carpet/vinyl cargo mat, and second-row USB port Type A and C charge only (AE1)					0
Elite Group for (RED) Edition – Includes premium perforated leather-trimmed seats with ventilated driver’s and front-passenger seats, driver’s-seat memory, power-adjust eight-way front-passenger seat with power two-way lumbar-adjust, power liftgate with Foot-activated Open ‘N Go, dual-pane panoramic power sunroof, reversible carpet/vinyl cargo mat, Universal Garage Door Opener, wireless charging pad, 10.25-inch all-digital, full-color DID, Premium Alpine® Sound System (including nine speakers and subwoofer), Uconnect 5 NAV with 10.1-inch touchscreen display, GPS Navigation, <sup>(7)</sup> Jeep Connect <sup>(31)</sup> (three-month trial subscription) with 4G LTE Wi-Fi Hotspot <sup>(30)</sup> (three-month trial subscription), SiriusXM® with 360L <sup>(13)</sup> (three-month trial subscription), Alexa Built-In, <sup>(29)</sup> and TomTom® Connected Travel and Traffic Services, <sup>(33)</sup> second-row Type-C USB port, Active Driving Assist System, <sup>(10)</sup> Traffic Sign Recognition, <sup>(15)</sup> ParkSense Front/Rear Park Assist System, <sup>(11)</sup> Parallel/Perpendicular Park/Unpark Assist System, <sup>(11)</sup> LED low-/high-beam projector headlamps, premium LED fog lamps with cornering and premium LED taillamps				0	
Elite Interior Group High Altitude – Includes premium perforated leather-trimmed seats with ventilated driver’s and front-passenger seats, driver’s-seat memory, power-adjust eight-way front-passenger seat with power two-way lumbar-adjust, power liftgate with Foot-activated Open ‘N Go, second-row Type-C USB port and reversible carpet vinyl cargo mat					0
High Altitude Package – Includes Neutral Gray exterior accents and exterior badging; Body-color wheel flares, fascias, door cladding and exterior sill moldings; Gloss Black grille surround with Neutral Gray rings; Black daylight opening (DLO) moldings; Black roof; LED low-/high-beam projector headlamps; LED fog lamps; LED taillamps; 19-inch Satin Granite Crystal-painted aluminum wheels with 235/45R19 All-Season (A/S) tires; dual-pane panoramic power sunroof; 10.25-inch all-digital, full-color DID; Tungsten interior accent stitching; Liquid Chrome/Chainmail Hydro interior accents; Premium Alpine Sound System; and Uconnect 5 NAV with 10.1-inch touchscreen display with GPS Navigation <sup>(7)</sup> (available in Bright White, Diamond Black Crystal Pearl and Silver Zynith Metallic exterior colors)					0

STANDARD FEATURES AND OPTIONS	Sport	Latitude	Latitude Lux	Trailhawk®	Limited
CPOS	2DA	2DJ	2DL	2DE	2DG
<b>PACKAGES/EQUIPMENT GROUPS (CONTINUED)</b>					
Lux Driver Assist – Includes windshield wiper de-icer, power liftgate with Foot-activated Open ‘N Go, Dual-Zone automatic temperature control with humidity sensor, all-season floor mats, reversible carpet/vinyl cargo mat, Universal Garage Door Opener, wireless charging pad, rain-sensitive/intermittent windshield wipers, premium LED fog lamps, ACC with Stop and Go, <sup>(2)</sup> ParkSense Front/Rear Park Assist System, <sup>(11)</sup> 360° Surround-View Camera System, <sup>(1)</sup> Parallel/Perpendicular Park/Unpark Assist System, <sup>(11)</sup> rearview auto-dimming mirror and second-row USB port Type A and C charge only (AJK)			0		
Mopar® Graphics Package – Includes Mopar Hood Graphic and Mopar Bodyside Graphic (ALB)	0	0	0		0
Mopar Interior Premium Package – Includes Mopar Carpet Cargo Mat, Mopar Premium Carpet Floor Mats and Mopar Pedal Kit (not available with Lux Driver Assist) (ACX)	0	0	0		
Mopar Interior Protection Package – Includes Mopar All-Weather Floor Mats and Mopar Molded Cargo Tray (not available with Mopar Interior Premium Package, Lux Driver Assist or Mopar Graphics Package) (AD4)	0	0	0		
Premium Lighting Group – Includes LED low-/high-beam projector headlamps, premium LED taillamps and premium LED fog lamps (requires Sun and Sound Group) (AD6)			0		
(RED) Edition – Includes unique Willys (RED) decal badge in White; Neutral Gray exterior accents; Red exterior badges; Body-color wheel flares, fascias, roof, exterior sill moldings and door claddings; Black DLO moldings; Gloss Black grille surround with Neutral Gray rings; and 19-inch Satin Granite Crystal-painted wheels with 235/45R19 A/S tires (available in Diamond Black Crystal Pearl and Silver Zynith Metallic exterior colors)					0
Sun and Sound Group – Includes dual-pane panoramic power sunroof and Premium Alpine Sound System (AGR)		0	0	0	0
Trailhawk Convenience Group – Includes Remote Start <sup>(12)</sup> System, windshield wiper de-icer, heated steering wheel, heated front seats, power-adjust eight-way driver’s seat with power two-way lumbar-adjust, reversible carpet/vinyl cargo mat and second-row USB port Type A and C charge only (not available with Trailhawk Elite Group) (AAF)				0	
Trailhawk Elite Group – Includes Remote Start <sup>(12)</sup> System, windshield wiper de-icer, premium ventilated leather-trimmed bucket seats with driver’s-seat memory and power-adjust eight-way driver’s and front-passenger seats with power two-way lumbar-adjust, heated front seats, heated steering wheel, 10.25-inch all-digital, full-color DID, reversible carpet/vinyl cargo mat, second-row USB port Type A and C charge only, premium LED taillamps, premium LED fog lamps, LED low-/high-beam projector headlamps, Uconnect 5 NAV with 10.1-inch touchscreen display and GPS Navigation, <sup>(7)</sup> and hands-free power liftgate with Foot-activated Open ‘N Go (ADS)				0	
Trailer Tow Group – Includes Class III hitch receiver and four-pin wiring harness (AHT)				0	
Tu-Tone Paint Group – Gloss Black roof; available on all exterior colors except Diamond Black Crystal Pearl (APP)				•	•



## 2024 JEEP® GRAND CHEROKEE / JEEP GRAND CHEROKEE 4xe



### SELECT FEATURES

- 20-inch Aluminum Wheels
- Air Conditioning – With Three-Zone automatic temperature control
- Automatic Headlamps
- Battery – 650-amp, maintenance-free with battery-saver feature
- Deep-Tint Privacy Glass
- LED Daytime Running Lamps (DRLs)
- Power, Heated Exterior Mirrors
- Remote Keyless/Illuminated Entry
- Remote USB Port
- Steering Wheel – Tilt/telescoping column, with wheel-mounted audio controls and paddle shifters
- Windows – Power with front one-touch open/close feature and pinch protection

### SAFETY & SECURITY

- Active Lane Management<sup>(10)</sup>
- Adaptive Cruise Control (ACC) with Stop and Go<sup>(2)</sup>
- Advanced Brake Assist
- Air Bags<sup>(21)</sup> – Multistage driver's and front-passenger, full-length side-curtain, seat-mounted side thorax, and inflatable knee bolster for driver and front passenger
- Blind Spot Monitoring (BSM)<sup>(5)</sup> and Rear Cross-Path Detection System<sup>(1)</sup>
- Child Seat Anchor System – Lower child-seat anchors and upper tether anchors help ease the installation of compatible aftermarket child seats

- Electronic Stability Control (ESC)<sup>(6)</sup> – With Electronic Roll Mitigation, All-Speed Traction Control, Brake Assist and four-wheel antilock brake system
- Full-Speed Forward Collision Warning with Active Braking and Pedestrian/Cyclist Detection<sup>(8)</sup>
- LaneSense<sup>®</sup> Lane Departure Warning with Lane Keep Assist<sup>(10)</sup>
- ParkSense<sup>®</sup> Front/Rear Park Assist with Stop<sup>(11)</sup>
- ParkView<sup>®</sup> Rear Back-Up Camera<sup>(1)</sup>
- Switch-Activated Electric Park Brake
- Tire Pressure Monitoring System

ENGINES	HORSEPOWER <sup>(22)</sup>	TORQUE <sup>(22)</sup>
3.6L Pentastar <sup>®</sup> V6	295 hp @ 6,400 rpm	260 lb-ft @ 4,800 rpm
2.0L GME-T4	270 hp @ 5,250 rpm	295 lb-ft @ 3,000 rpm

FUEL ECONOMY <sup>(18)</sup>	
Fuel Economy (manufacturer's-estimated mpg)	City/Hwy
– 3.6L Pentastar V6 - 4x2	19/26
– 4x4	18/25
– 2.0L GME-T4	23 combined (gas), 56 combined (MPGe)

EXTERIOR DIMENSIONS*	
Wheelbase	116.7
Overall Length	204.9
Overall Width	84.6
Overall Height	70.7
Running Ground Clearance (standard suspension / air suspension; Pos#2)	8/10.3
Approach Angle (deg; standard suspension / air suspension (Overland <sup>®</sup> Pos#2) / air suspension (Summit, Pos#2))	24/27.3/33.8
Departure Angle (deg; standard suspension / air suspension (Pos#2))	26.3/24.9/28.2
Breakover Angle (deg; standard suspension / air suspension (Pos#2))	16.3/16.1/20.9
Turning Diameter (max; ft)	38
Front Track	65.4
Rear Track	65.4
Base Curb Weights (lb) – 3.6L Pentastar V6 (4x2/4x4)	4,238/4,365
– 2.0L GME-T4	5,325

TOWING <sup>(19)</sup>	
Maximum Towing (lb) – 3.6L Pentastar V6	6,200
– 2.0L GME-T4	6,000


INTERIOR DIMENSIONS*	
First Row	
– Headroom	39.9
– Legroom	41.3
– Shoulder room	59.2
– Hip room	57.4
Second Row	
– Headroom	39.4
– Legroom	38.2
– Shoulder room	58
– Hip room	56.3
Cargo Volume (cu ft) – Behind second row	37.7
– Second row folded	70.8
Seating Capacity (max occupants)	5
Fuel Tank Capacity (gal; two-row/4xe)	23/19

\*Based on 2023MY vehicle information. All dimensions are in inches unless otherwise noted.



# 2024 JEEP® GRAND CHEROKEE / JEEP GRAND CHEROKEE 4xe

## EXTERIOR PAINT COLORS



### STANDARD FEATURES AND OPTIONS

	Laredo	Limited	Limited 4xe	Trailhawk® 4xe	Overland®	Overland 4xe	Summit	Summit 4xe
	2TA	2TE	2TF	2TK	2TN	2TP	2TS	2TT
<b>CPOS PACKAGE</b>								
<b>ENGINES / TRANSMISSIONS</b>								
3.6L Pentastar® V6 Variable Valve Timing (VVT) (ERC) with 8-speed Automatic (DFT)	•	•			•		•	
2.0L GME-T4 Standard-Output (ECX) with 8-speed Automatic (DFY)			•	•		•		•
<b>MECHANICAL FEATURES / CAPABILITY</b>								
Rough Road Cruise Control (4x4 models only) (BNZ)	•	•	•	•	•	•	•	•
Exhaust System – Single, hidden (NEH)	•	•	•	•				
– Dual rear with Bright tips (NEL)					•	•	•	•
Fuel-Filler Door, Push-Push (XJ7)	•	•	•	•	•	•	•	•
Fuel Tank – 23-gallon capacity (NF5)	•	•			•		•	
– 19-gallon capacity (NF1)			•	•		•		•
Selec-Terrain® Traction Management System – Console-mounted dial with five traction control settings (4x4 models only) (XAB)			•	•	•	•	•	•
Suspensions – Normal-duty (SDA)	•	•			•		•	
– Heavy-duty (SDB)			•	•		•		•
– Quadra-Lift® Air Suspension System (4x4 models only) (SER)				•	•	•	•	•
– Rear load-leveling (included with Trailer Tow Prep Group and Trailer Tow Package) (SES)	P	P	P		P		P	
Transfer Case/Four-Wheel Drive (4WD) System – Quadra-Trac I® full-time single-speed 4WD (4x4 models only) (DHY)	•	•						
– Quadra-Trac II® active 4WD - Includes two-speed transfer case (DKA)			•	•	•	•	•	•
<b>EXTERIOR FEATURES</b>								
Black-Painted Roof (MXS)				•	0	0	•	•
Fascias – Molded-in-color lower front and rear (MLX/MLK)	•	•	•	•			•	•
– Painted lower front and rear (ML6/MLN)					•	•	•	•
Grille – Upper active shutters (MDX)	•	•	•	•	•	•	•	•

• = Standard. 0 = Optional. P = Available with Package noted. F = Fleet only.

### STANDARD FEATURES AND OPTIONS

	Laredo	Limited	Limited 4xe	Trailhawk® 4xe	Overland®	Overland 4xe	Summit	Summit 4xe
	2TA	2TE	2TF	2TK	2TN	2TP	2TS	2TT
<b>CPOS PACKAGE</b>								
<b>EXTERIOR FEATURES (CONTINUED)</b>								
Liftgate – Power (packaged with Luxury Tech Group I) (JRC)	P	•	•	•				
– Hands-free power (packaged with Luxury Tech Group III) (JK2)				P	•	•	•	•
Liftgate Door Puddle Lamp (LBP)	•	•	•	•	•	•	•	•
Headlamps – Auto High-Beam Headlamp Control System (LMS)		•	•	•	•	•	•	•
Lighting – Automatic headlamps (LMG)	•	•	•	•	•	•	•	•
– LED reflector headlamps (LPX)	•	•	•	•				
– LED low-/high-beam projector (LM6)					•	•	•	•
– LED daytime running lamps (DRLs), low-beam (LP2)	•	•	•	•				
– LED DRLs, park/turn (LPJ)					•	•	•	•
– Front LED fog lamps (LNV)		•	•	•	•	•	•	•
– Automatic headlamp leveling (included with Trailer Tow Package and Trailer Tow Prep Group) (JKJ)	P	P	P		P		P	
Mirrors – Base - Power, manual-folding, heated, Gloss Black (GUB)	•							
– Mid - Power, memory, supplemental signals, heated, Gloss Black (GUC)		•	•	•				
– High - Power, memory, supplemental signals, auto-dimming for driver, auto-adjust-in-Reverse, heated, Gloss Black, approach lamps, auto power-folding (GUE)					•	•	•	•
Remote Start <sup>(12)</sup> System – Control integrated into key fob; radio frequency system with 300-foot range (included with Luxury Tech Group I) (XBM)	P	•	•	•	•	•	•	•
Roof Rails – Molded-in-color Black/Bright (MWG)	•	•	•					
– Molded-in-color/Gloss Black (included with Black Appearance Package, 2TB and 2TC) (MWE)	P	P	P	•				
– Gloss Black/Bright (MWR)					•	•		
– Fine Silver/Gloss Black (MW1)							•	•
Sunroof – Power with express-open/close and comfort-stop features (packaged with 2TC) (GWA)	O/P							
– CommandView® Dual-Pane Panoramic - Includes full power sunroof with power sunshade in front and fixed glass in rear and interior rear-facing camera (packaged with 2TL) (GWJ)		0	•	O/P	•	•	•	•

# 2024 JEEP® GRAND CHEROKEE / JEEP GRAND CHEROKEE 4xe

## STANDARD FEATURES AND OPTIONS

CPOS PACKAGE	Laredo	Limited	Limited 4xe	Trailhawk® 4xe	Overland®	Overland 4xe	Summit	Summit 4xe
	2TA	2TE	2TF	2TK	2TN	2TP	2TS	2TT

### EXTERIOR FEATURES (CONTINUED)

Tires – P245/70R17 BSW All-Season (A/S) (TSB)	•							
– 265/60R18 BSW A/S All-Terrain (A/T) (TMW)				•				
– P265/60R18 BSW On-/Off-Road (optional with 2TB) (TFA)	O/P	O						
– 265/60R18 BSW A/S LRR (packaged with 18-inch fully painted aluminum wheels (WBA, 2TB and 2TC)) (TFB)	P	•	•					
– 265/50R20 BSW A/S LRR (included with Black Appearance Package with 20-inch Gloss Black-painted aluminum wheels (WHF)) (TLP)	P		P					
– P265/50R20 BSW A/S LRR (included with Black Appearance Package) (TKJ)	P	P			•	•		
– P265/50R20 Performance A/S (included with Black Appearance Package) (TKY)		P					•	•
– P275/45R21XL A/S (included with High Altitude Package and 2TU) (TJE)							P	P
Wheels – 17-inch fully painted aluminum (WF5)	•							
– 18-inch fully painted aluminum (WJR)								
– 18-inch fully painted aluminum (packaged with 2TB and 2TC)	P							
– 18-inch machined-face/painted aluminum (WBD)				•				
– 18-inch fully painted aluminum (WBF)				O				
– 20-inch Gloss Black-painted aluminum (included with Black Appearance Package) (WHF)	P	P	P					
– 18-inch fully painted aluminum (WK4)		•						
– 21-inch Black-painted aluminum (included with High Altitude Package) (WJC)							P	P
– 20-inch fully polished aluminum (WLJ)					•	•		
– 18-inch fully painted aluminum (WJR)			•					
– 18-inch painted, polished aluminum (WLH)		O						
– 20-inch fully polished aluminum (WHH)							•	•
– 21-inch painted, polished aluminum (packaged with Summit Reserve) (WJA)							P	P
Wiper System – Front, rain-sensitive automatic feature (included with Luxury Tech Group I, II, III, 2TB and 2TC) (JHC)	P	P	P	P	•	•	•	•
– De-icer (NHL)					•	•	•	•

### INTERIOR FEATURES

10.25-inch Thin Film Transistor (TFT) Color Display Cluster (JAU)	•	•	•	•	•	•	•	•
Air Conditioning – Dual-Zone automatic temperature control (HAF)	•	•	•	•	•	•	•	•
Cargo Area – Carpeted - Includes storage tray and eight cargo tie-down loops in floor, driver's-side storage bin and 12-volt auxiliary power outlet (CKT/JJM)	•	•	•	•	•	•	•	•
– Deluxe cargo compartment (CKK)							•	•
Console – Full-length front floor console with two illuminated cup holders and two-tier armrest storage (CUF)	•	•	•	•	•	•	•	•
Head-Up Display (packaged with ADV Protech Group III and IV) (LBK)					P	P	P	P
Map-in-Cluster Display (packaged with ADV Protech Group III) (JBA)					P	P	•	•
Memory System – Driver's-seat (LEQ)		•	•	•	•	•	•	•
– Passenger-seat (packaged with Luxury Tech Group IV) (LE5)					P	P	•	•

• = Standard. O = Optional. P = Available with Package noted. F = Fleet only.

## STANDARD FEATURES AND OPTIONS

CPOS PACKAGE	Laredo	Limited	Limited 4xe	Trailhawk® 4xe	Overland®	Overland 4xe	Summit	Summit 4xe
	2TA	2TE	2TF	2TK	2TN	2TP	2TS	2TT

### INTERIOR FEATURES (CONTINUED)

Memory System (continued) – Steering column (packaged with Luxury Tech Group II) (LEW)		P	P	P	•	•	•	•
– Exterior mirrors (GUE/GUC)		•	•	•	•	•	•	•
Mirrors – Rearview, day/night (GNA)	•	•	•					
– Rearview, auto-dimming (GNK)				•	•	•	•	•
– Rearview, auto-dimming digital display (packaged with Luxury Tech Group II and IV) (GRG)		P	P	P	P	P	P	P
Seat Fabrics – Cloth (available in Black or Black/Wicker) (*AJ)	•							
– Capri leather-trimmed (available in Black or Black/Wicker) (*DL)		•	•					
– Capri leather-trimmed/suede (available in Black) (*E6)				•				
– Nappa leather-trimmed (available in Black; packaged with Luxury Tech Group IV) (*TL)					P	P		
– Nappa leather-trimmed (available in Black) (*BL)					•	•		
– Nappa leather-trimmed (available in Black or Tupelo/Black) (*CL)							•	•
– Palermo leather-trimmed (available in Black or Tupelo/Black) (*EC)							O	O
Seating – 60/40 split-folding rear (CFN)	•	•	•	•	•	•	•	•
– Driver's, eight-way power-adjust (JVG)	•	•	•	•	•	•		
– Driver's, 12-way power-adjust (packaged with Luxury Tech Group IV) (JVJ)					P	P	•	•
– Heated front-row (included with Luxury Tech Group I, 2TB and 2TC) (JPM)	P	•	•	•	•	•	•	•
– Heated second-row (JPZ)		•	•	•	•	•	•	•
– Massage - Power seatback, driver's (packaged with Luxury Tech Group IV) (CE9)					P	P	•	•
– Massage - Power seatback, front-passenger (packaged with Luxury Tech Group IV) (CE5)					P	P	•	•
Steering Wheel – Heated (packaged with Luxury Tech Group I, 2TB and 2TC) (NHS)	P	•	•	•	•	•	•	•
– Techno-leather (SCJ)	•	•	•	•	•	•		
– Leather-wrapped (packaged with Active Driving Assist System <sup>(10)</sup> ) (SCC)					P	P		
– Tilt/telescoping column, all manual (SUD)	•	•	•					
– Power tilt/telescoping column (packaged with Luxury Tech Group II) (SUB)		P	P	P	•	•	•	•
– Wood and leather-wrapped (SCM)							•	•
Window Shades – Second-row, manual (packaged with Luxury Tech Group II, III, IV and V) (GF1)		P	P	P	P	P	P	P
Wireless Charging Pad (packaged with Luxury Tech Group I, II, III, IV, V, 2TB and 2TC) (RFX)	P	P	P	P	P	P	P	P

### UCONNECT® MULTIMEDIA

Media Hub – Includes two USB ports and fully functional auxiliary jack (RSF)	•	•	•	•	•	•	•	•
Power Outlet – 12-volt, two auxiliary (JKP/JJM)	•	•	•	•	•	•	•	•
– 115-volt auxiliary (packaged with Luxury Tech Group I) (JKV)	P	•	•	•	•	•	•	•
SiriusXM® Radio <sup>(13)</sup> – Includes three-month trial subscription (included with Luxury Tech Group I and Altitude Appearance Package) (RSD)	P	•	•	•	•	•	•	•
TomTom® Connected Travel and Traffic Services <sup>(33)</sup> (packaged with Uconnect 5 NAV with 10.1-inch display) (RTV)	P	•	•	•	•	•	•	•
Speakers – Six: two instrument panel-mounted 2.5-inch tweeters, two front-door 6x9-inch full-range speakers and two rear-door 6.5-inch full-range speakers (RCG)	•							
– Six premium speakers (RCJ)		•						

# 2024 JEEP® GRAND CHEROKEE / JEEP GRAND CHEROKEE 4xe

## STANDARD FEATURES AND OPTIONS

CPOS PACKAGE	Laredo	Limited	Limited 4xe	Trailhawk® 4xe	Overland®	Overland 4xe	Summit	Summit 4xe
	2TA	2TE	2TF	2TK	2TN	2TP	2TS	2TT

### UCONNECT® MULTIMEDIA (CONTINUED)

Speakers (continued) – Alpine® Premium Entertainment Group with nine speakers, subwoofer and 506-watt amplifier (RC3)		0	•	•	•	•	•	•
– Harman Kardon® 19-speaker, 825-watt high-performance sound system (packaged with Summit Reserve) (RCA)					0	•	0/P	•
Uconnect 5 with 8.4-inch Display (UBR)	•							
Uconnect 5 NAV with 10.1-inch Display (UBN)		•	•	•	•	•	•	•

### SAFETY & SECURITY

Active Driving Assist System <sup>(10)</sup> (packaged with ADV Protech Group III) (SJJ)					P	P	•	•
Adaptive Cruise Control (ACC) with Stop and Go <sup>(2)</sup> (NHZ)	•	•	•	•	•	•	•	•
Air Bags <sup>(21)</sup> – Advanced multistage, driver and front-passenger (CG3)	•	•	•	•	•	•	•	•
– Advanced side-curtain (CJ2)	•	•	•	•	•	•	•	•
– Advanced supplemental front-seat (CJ1)	•	•	•	•	•	•	•	•
– Driver's- and passenger-side inflatable knee bolster (CGY)	•	•	•	•	•	•	•	•
Blind Spot Monitoring (BSM) <sup>(5)</sup> and Rear Cross-Path Detection System <sup>(1)</sup> (XAN)	•	•	•	•	•	•	•	•
Electronic Stability Control (ESC) <sup>(6)</sup> – Includes Vehicle Stability Management System, Electronic Roll Mitigation, All-Speed Traction Control, Brake Assist and four-channel antilock brake system (BNB)	•	•	•	•	•	•	•	•
Full-Speed Forward Collision Warning with Active Braking and Pedestrian/Cyclist Detection <sup>(8)</sup> (packaged with ADV Protech Group II) (LSU)	•	•	•	•	•	•	•	•
Hands-Free Active Driving Assist System <sup>(10)</sup> (SJH)					0		0	
Hill Start Assist (BNG)	•	•	•	•	•	•	•	•
Intersection Collision Assist System <sup>(8)</sup> (packaged with Luxury Tech Group II and ADV Protech Group II and III) (XPS)		P	P	P	P	P	•	•
Night-Vision Pedestrian/Animal Detection <sup>(8)</sup> (packaged with ADV Protech Group II, III and IV) (XNT)				P	P	P	P	P
ParkSense® Front/Rear Park Assist with Stop <sup>(11)</sup> (packaged with Luxury Tech Group II and ADV Protech Group II) (XH4)		P	P	P	•	•		
ParkView® Rear Back-Up Camera <sup>(1)</sup> – Includes ParkSense Rear Park Assist System <sup>(11)</sup> (XAC/XH3)	•	•	•	•	•	•		
Surround-View Camera System <sup>(1)</sup> – Includes Integrated Off-Road Camera (packaged with Luxury Tech Group II and ADV Protech Group II and III) (XAK)		P	P	P	P	P	•	•
Integrated Off-Road Camera (packaged with Surround-View Camera System <sup>(1)</sup> ) (XNY)		P	P	•	P	P	•	•
Rain Brake Support (BHC)	•	•	•	•	•	•	•	•
Ready Alert Braking (BHD)	•	•	•	•	•	•	•	•
Rear Back-Up Camera Washer (packaged with Luxury Tech Group II and ADV Protech Group III) (JHE)		P	P	•	P	P	•	•
Passive Entry – Front doors, liftgate (GXD)	•	•	•	•				
– Front and rear doors, liftgate (packaged with Luxury Tech Group II and III) (GX5)		P	P	P	•	•	•	•
Security Alarm <sup>(24)</sup> (LSA)	•	•	•	•	•	•	•	•
Trailer Hitch Zoom (included with Trailer Tow Prep Group and Trailer Tow Package) (XNQ)	P	P	P	•	•	•	•	•

• = Standard. 0 = Optional. P = Available with Package noted. F = Fleet only.

## STANDARD FEATURES AND OPTIONS

CPOS PACKAGE	Laredo	Limited	Limited 4xe	Trailhawk® 4xe	Overland®	Overland 4xe	Summit	Summit 4xe
	2TA	2TE	2TF	2TK	2TN	2TP	2TS	2TT

### SAFETY & SECURITY (CONTINUED)

Trailer Sway Control <sup>(6)</sup> (BNT)	•	•	•	•	•	•	•	•
Universal Garage Door Opener (XGD)		•	•	•	•	•	•	•

### PACKAGES/EQUIPMENT GROUPS

ADV Protech Group II – Includes Surround-View Camera System <sup>(1)</sup> , ParkSense Front/Rear Park Assist with Stop <sup>(11)</sup> , Night-Vision Pedestrian/Animal Detection <sup>(8)</sup> and Intersection Collision Assist System <sup>(8)</sup> (ADK)				0				
ADV Protech Group III – Includes rear back-up camera washer, map-in-cluster display, Head-Up Display, Highway Assist System, Active Driving Assist System <sup>(10)</sup> , Surround-View Camera System <sup>(1)</sup> , Night-Vision Pedestrian/Animal Detection <sup>(8)</sup> and Intersection Collision Assist System <sup>(8)</sup> (ADN)					0	0		
ADV Protech Group IV – Includes rearview auto-dimming digital display mirror, Head-Up Display and Night-Vision Pedestrian/Animal Detection <sup>(8)</sup> (AAN)							0	0
Altitude Appearance Package – Includes Black headliner, leather-trimmed bucket seats, molded-in-color Black/Gloss Black roof rails, Gloss Black exterior accents, Remote Start <sup>(12)</sup> System, power liftgate, heated steering wheel, 115-volt auxiliary power outlet, wireless charging pad, rain-sensitive windshield wipers, heated front seats, Laredo Badge Delete, Selectable Tire-Fill Alert, secondary active grille shutters (4x4 models only), 265/50R20 BSW All-Season (A/S) LRR tires and 20-inch Gloss Black-painted aluminum wheels (AL2)	0							
Black Appearance Package – Includes molded-in-color Black/Gloss Black roof rails, Gloss Black exterior accents and 20-inch Gloss Black-painted aluminum wheels (on Limited 4xe, add 265/50R20 performance A/S LRR tires) (ALC)		0	0					
High Altitude Package – Includes Gloss Black roof rails, Gloss Black exterior accents, Neutral Gray exterior accents, painted door cladding, 275/45R21XL A/S tires and 21-inch Black-painted aluminum wheels (AMP)							0	0
Luxury Tech Group I – Includes Remote Start <sup>(12)</sup> System, power liftgate, heated steering wheel, 115-volt auxiliary power outlet, wireless charging pad, rain-sensitive windshield wipers, heated front seats, Selectable Tire-Fill Alert and third-row charge-only USB port (on 4x4 models, add secondary active grille shutters) (ALW)	0							
Luxury Tech Group II – Includes ventilated Capri leather-trimmed front seats with perforated inserts, memory for steering column, rear back-up camera washer, auto-dimming exterior driver mirror, passive entry for front/rear doors/liftgate, rearview auto-dimming digital display mirror, second-row window shades, wireless charging pad, rain-sensitive windshield wipers, power tilt/telescoping steering column, Surround-View Camera System <sup>(1)</sup> , ParkSense Front/Rear Park Assist with Stop <sup>(11)</sup> and Intersection Collision Assist System <sup>(8)</sup> (AJW)		0	0					
Luxury Tech Group III – Includes memory for steering column, passive entry for front/rear doors/liftgate, rearview auto-dimming mirror, second-row manual window shades, wireless charging pad, hands-free power liftgate, rain-sensitive windshield wipers and power tilt/telescoping steering column (AFB)				0				
Luxury Tech Group IV – Includes passenger-seat memory, power seatback massage for driver and front passenger, Nappa leather-trimmed seats, 12-way power-adjust driver's and front-passenger seats, rearview auto-dimming digital display mirror, Three-Zone automatic temperature control, second-row window shades and wireless charging pad (AAM)					0	0		



# 2024 JEEP® GRAND CHEROKEE / JEEP GRAND CHEROKEE 4xe

**STANDARD FEATURES AND OPTIONS**

**CPOS PACKAGE**

**PACKAGES/EQUIPMENT GROUPS (CONTINUED)**

	Laredo	Limited	Limited 4xe	Trailhawk® 4xe	Overland®	Overland 4xe	Summit	Summit 4xe
	2TA	2TE	2TF	2TK	2TN	2TP	2TS	2TT
Luxury Tech Group V – Includes second-row window shades and wireless charging pad (ASW)							0	0
Summit Reserve – Includes ventilated rear seats, deluxe headliner, Nappa Reserve door trim, Palermo leather-trimmed seats, Summit Reserve badge, Harman Kardon® 19-speaker system, front-passenger interactive display screen and 21-inch painted, polished aluminum wheels (AFS)							0	0
Trailer Tow Package – Includes 180-amp alternator for Laredo, 220-amp alternator for Limited (gas version), heavy-duty engine cooling (gas version), Class IV hitch receiver, seven-/four-pin wiring harness, automatic headlamp leveling system, rear load-leveling suspension, full-size spare tire and trailer hitch zoom (ABR)	0	0	0	•	0	•	•	•
Trailer Tow Prep Group – Includes 220-amp alternator, heavy-duty engine cooling, rear load-leveling suspension and trailer hitch zoom (not available on Limited, Overland or Summit 4x2 models) (AHE)	0	0			0		0	



• = Standard. 0 = Optional. P = Available with Package noted. F = Fleet only.



# 2024 JEEP® GRAND CHEROKEE L



### SELECT FEATURES

- 18-inch Aluminum Wheels
- Air Conditioning – With Three-Zone automatic temperature control
- Automatic Headlamps
- Battery – 650-amp, maintenance-free with battery-saver feature
- Deep-Tint Privacy Glass
- LED Daytime Running Lamps (DRLs)
- Power, Heated Exterior Mirrors
- Remote Keyless/Illuminated Entry
- Remote USB Port
- Steering Wheel – Tilt/telescoping column, with wheel-mounted audio controls and paddle shifters
- Windows – Power with front one-touch open/close feature and pinch protection

### SAFETY & SECURITY

- Active Lane Management<sup>(10)</sup>
- Adaptive Cruise Control (ACC) with Stop and Go<sup>(2)</sup>
- Advanced Brake Assist
- Air Bags<sup>(21)</sup> – Multistage driver's and front-passenger, full-length side-curtain, seat-mounted side thorax, and inflatable knee bolster for driver and front passenger
- Blind Spot Monitoring (BSM)<sup>(5)</sup> and Rear Cross-Path Detection System<sup>(1)</sup>
- Child Seat Anchor System – Lower child-seat anchors and upper tether anchors help ease the installation of compatible aftermarket child seats
- Electronic Stability Control (ESC)<sup>(6)</sup> – With Electronic Roll Mitigation, All-Speed Traction Control, Brake Assist and four-wheel antilock brake system
- Full-Speed Forward Collision Warning with Active Braking and Pedestrian/Cyclist Detection<sup>(8)</sup>
- LaneSense® Lane Departure Warning with Lane Keep Assist<sup>(10)</sup>
- ParkSense® Rear Park Assist Sensors with Stop<sup>(11)</sup>
- ParkView® Rear Back-Up Camera<sup>(1)</sup>
- Switch-Activated Electric Park Brake
- Tire Pressure Monitoring System

ENGINES	HORSEPOWER <sup>(22)</sup>	TORQUE <sup>(22)</sup>
3.6L Pentastar® V6	290 hp @ 6,400 rpm	257 lb-ft @ 4,000 rpm
5.7L HEMI® V8	357 hp @ 5,150 rpm	390 lb-ft @ 4,250 rpm

FUEL ECONOMY <sup>(18)</sup>	
Fuel Economy (manufacturer's-estimated mpg)	City/Hwy
- 3.6L Pentastar V6 - 4x2	19/26
- 4x4	18/25
- 5.7L HEMI V8 - 4x4	14/22


TOWING <sup>(19)</sup>	
Tow Class (max)	IV
Maximum Towing (lb) – 3.6L Pentastar V6	6,200
- 5.7L HEMI V8	7,200





# 2024 JEEP® GRAND CHEROKEE L

## EXTERIOR PAINT COLORS



EXTERIOR DIMENSIONS*	
Wheelbase	121.7
Overall Length	204.9
Overall Width (at mirrors)	84.6
Overall Height	71.5
Running Ground Clearance (standard suspension / air suspension (Pos#2))	8.5/10.9
Approach Angle (deg; standard suspension / air suspension (Overland® Pos#2) / air suspension (Summit, Pos#2))	20.6/30.1/28.2
Departure Angle (deg; standard suspension / air suspension (Pos#2))	21.5/23.6
Breakover Angle (deg; standard suspension / air suspension (Pos#2))	18.2/22.6
Turning Diameter (max; ft)	38.3
Front Track	65.4
Rear Track	65.4
Base Curb Weights (lb) – 3.6L Pentastar® V6 (4x2/4x4)	4,618/4,746
– 5.7L HEMI® V8 (4x4)	5,330

INTERIOR DIMENSIONS*	
First Row	
– Headroom	39.8
– Legroom	41.3
– Shoulder room	59.2
– Hip room	57.4
Second Row	
– Headroom	39.9
– Legroom	39.4
– Shoulder room	58
– Hip room	56.3
Third Row	
– Headroom	37.3
– Legroom	30.3
– Shoulder room	51.9
– Hip room	42.9
Cargo Volume (cu ft) – Behind first row	84.6
– Behind second row	46.9
– Behind third row	17.2
Seating Capacity (max occupants)	up to 7
Fuel Tank Capacity (gal)	23

\*Based on 2023MY vehicle information. All dimensions are in inches unless otherwise noted.





# 2024 WAGONEER



## SELECT FEATURES

- 3.0L I-6 Hurricane Standard-Output (SO) Twin-Turbo Engine with Engine Stop/Start (ESS) Technology
- 4G LTE Wi-Fi Hotspot<sup>(30)</sup> (three-month trial subscription or 1GB of data)
- 10.25-inch Front-Passenger Interactive Display (Available)
- 10.25-inch Full-Color Driver Information Display
- 12-Way Power-Adjust, Heated and Ventilated Front Seats
- 115-Volt Auxiliary Power Outlet and Three 12-Volt Auxiliary Power Outlets
- Advanced All-Terrain Group with Quadra-Drive<sup>®</sup> II, Quadra-Lift<sup>®</sup> Air Suspension and Electronic Rear Limited-Slip Differential (Available)
- Alexa Built-In<sup>(29)</sup>
- Beautifully Crafted Leather-Trimmed Seating Surfaces
- Choice between Standard or Long Wheelbase Models
- Eight-Passenger Seating
- Fixed Bodyside Step
- Flexible Seating Group for Seven-Passenger Seating, including Second-Row Captain's Chairs with Power Tip/Slide and Recline and Third-Row Seat with 60/40 Power Fold/Recline (Available)
- Full LED Exterior Lighting, including Automatic Headlamps, Taillamps, Daytime Running Headlamps and Fog Lamps
- Heavy-Duty Trailer Tow Package, including Trailer Brake Control, Trailer Hitch Zoom and Quadra-Drive II 4x4 System (Available)

- Media Hub with Two USB Ports with Full Function and Auxiliary Input Jack
- Memory Settings for Driver's Seat, Steering Column, Exterior Mirrors, Radio and Power-Adjustable Foot Pedals
- MX950 McIntosh<sup>®</sup> Entertainment System with 19 Speakers (Available)
- Quadra-Lift Air Suspension System with Semi-Active Damping (Available)
- Rear-Seat Entertainment Group with Two Seatback 10.1-inch HD Displays and Amazon Fire TV<sup>®(17)</sup> Built-in (Available)
- Second-Row Bench Seat with 40/20/40 Power Tip/Slide and Manual Recline
- Second-Row Dual USB Charging Ports
- Selec-Terrain<sup>®</sup> Traction Management System (4x4 models)
- SiriusXM<sup>®</sup> with 360L<sup>(13)</sup> (six-month trial subscription)
- Third-Row Seat with 60/40 Manual Fold/Recline and Power-Folding Headrest
- TomTom<sup>®</sup> Connected Travel and Traffic Services<sup>(33)</sup> (three-month trial subscription)
- Tri-Pane Panoramic Sunroof (Available)
- Uconnect<sup>®</sup> 5 NAV with 10.1-inch Touchscreen Display and GPS Navigation<sup>(7)</sup>

## SAFETY & SECURITY

- 360° Surround-View Camera System<sup>(1)</sup> (Available)
- Active Lane Management System<sup>(10)</sup> (Available)
- Adaptive Cruise Control (ACC) with Stop and Go<sup>(2)</sup> (Available)
- Air Bags<sup>(21)</sup> – Eight including advanced full-length side-curtain for all rows
- Auto High-Beam Headlamp Control (Available)
- Blind Spot Monitoring (BSM)<sup>(5)</sup> and Rear Cross-Path Detection System<sup>(1)</sup>
- Drowsy-Driver Detection<sup>(2)</sup> (Available)
- Electronic Stability Control (ESC)<sup>(6)</sup>
- Full-Speed Forward Collision Warning Plus with Active Braking<sup>(8)</sup>
- Head-Up Display (Available)
- Intersection Collision Assist System<sup>(8)</sup> (Available)
- Parallel/Perpendicular Park & Unpark Assist with Stop System<sup>(11)</sup> (Available)
- ParkSense<sup>®</sup> Front/Rear Park Assist System<sup>(11)</sup>
- ParkView<sup>®</sup> Rear Back-Up Camera<sup>(1)</sup> with Washer
- Pedestrian/Cyclist Detection with Emergency Braking<sup>(8)</sup>
- Rain-Sensitive Windshield Wipers (Available)
- Side Distance Warning (Available)
- Traffic Sign Recognition<sup>(15)</sup> (Available)

ENGINE	HORSEPOWER <sup>(22)</sup>	TORQUE <sup>(22)</sup>
3.0L I-6 Hurricane SO Twin-Turbo with ESS	420 hp @ 5,200 rpm	468 lb-ft @ 3,500 rpm


TOWING <sup>(19)</sup>	
Maximum Towing (lb) – 3.0L I-6 Hurricane SO Twin-Turbo with ESS (2WD, SWB/LWB)	10,000/10,000
– 3.0L I-6 Hurricane SO Twin-Turbo with ESS (4WD, SWB/LWB)	10,000/9,850

FUEL ECONOMY (2WD/4WD) <sup>(18)</sup>	
Fuel Economy (manufacturer's-estimated mpg)	City/Hwy
– 3.0L I-6 Hurricane SO Twin-Turbo with ESS – 2WD	17/24
– 3.0L I-6 Hurricane SO Twin-Turbo with ESS – 4WD	16/23



# 2024 WAGONEER

## EXTERIOR PAINT COLORS



EXTERIOR DIMENSIONS (SWB/LWB)*	
Wheelbase	123/130
Overall Length	214.7/226.7
Overall Width (at mirrors)	94
Overall Height (at roof rail)	79.7/79.6
Front Track	68.4
Rear Track	68.3
Ground Clearance (with 20-inch tires) – Standard suspension	8.3
– Air suspension (Pos#2)	10
Approach Angle (deg) – Standard suspension	21.5
– Air suspension (Pos#2)	25
Breakover Angle (deg) – Standard suspension	18.5/17.8
– Air suspension (Pos#2)	22/20.4
Departure Angle (deg) – Standard suspension	21.1/18.8
– Air suspension (Pos#2)	24/21.3
Curb Weight <sup>†</sup> (lb) – 2WD - 3.0L engine (SWB/LWB)	TBD/6,069
– 2WD (Series II) - 3.0L engine (SWB/LWB)	5,825/6,068
– 2WD (Series III) - 3.0L engine (SWB/LWB)	5,864/6,107
– 4WD - 3.0L engine (SWB/LWB)	TBD/6,297
– 4WD (Series II) - 3.0L engine (SWB/LWB)	5,981/6,326
– 4WD (Series III) - 3.0L engine (SWB/LWB)	6,092/6,335
Fuel Tank Capacity (gal)	26.5/30.5

SWB = Standard Wheelbase. LWB = Long Wheelbase.

INTERIOR DIMENSIONS (SWB/LWB)*	
Front Row	
– Headroom	41.3
– Legroom	40.9
– Shoulder room	66.1
– Hip room	63.4
Second Row	
– Headroom	40
– Legroom	42.7
– Shoulder room	65.2
– Hip room	63
Third Row	
– Headroom	39/39.1
– Legroom	36.6
– Shoulder room	64.4
– Hip room	51.6
Cargo Volume (cu ft) – Behind front-row	116.7/130.9
– Behind second-row	70.8/85.3
– Behind third-row	27.4/42.1
SAE Total Interior Passenger Volume (cu ft)	179.2/179.3
Total Passenger plus Cargo Volume (cu ft)	206.6/221.4
Seating Capacity (max occupants)	2/3/3 (with second-row bench)
– Available	2/2/3 (with second-row captain's chairs)

\*Based on 2023MY vehicle information. All dimensions are in inches unless otherwise noted.  
<sup>†</sup>Curb weights are estimates and include standard equipment and full quantities of fuel, lubricant and coolant.





# 2024 DODGE DURANGO



## SELECT FEATURES

- Air Conditioning with Tri-Zone Automatic Temperature Control
- Audio Controls – Steering wheel-mounted
- Automatic Headlamps
- Auxiliary Power Outlet – 12-volt
- Battery – 650-amp on all but R/T; R/T has 700-amp maintenance-free with battery-saver feature
- Brakes – Four-wheel disc
  - Antilock with Electronic Brake-Force Distribution
- Console – Full-length floor and overhead with two lamps, sunglasses storage and available Universal Garage Door Opener controls
- Dodge Air Filtration System
- Enhanced Accident Response System
- Floor Mats – Luxury, front and rear
- Front and Rear Interior LED Lamps
- Glass – Deep-tint sunscreen on rear doors, quarter-panel and liftgate
- Hill Start Assist
- Locks – Power
- Premium LED Fog Lamps

## SAFETY & SECURITY

- Adaptive Cruise Control (ACC) with Stop<sup>(2)</sup>
- Air Bags<sup>(21)</sup> – Advanced multistage driver's and front-passenger, advanced side-curtain and supplemental front-seat side
- Blind Spot Monitoring (BSM)<sup>(5)</sup> and Rear Cross-Path Detection System<sup>(1)</sup>
- Child Seat Anchor System – Lower child-seat anchors and upper tether anchors help ease the installation of compatible aftermarket child seats
- Electronic Stability Control (ESC)<sup>(6)</sup> – With Electronic Roll Mitigation, All-Speed Traction Control, Brake Assist and four-wheel disc Antilock Brake System
- Full-Speed Forward Collision Warning Plus<sup>(8)</sup>
- LaneSense<sup>®</sup> Lane Departure Warning Plus<sup>(10)</sup> (Available)

## AVAILABLE FLEET FEATURE

- Uconnect<sup>®</sup> 5 NAV with 10.1-inch Display (Standard on SXT)

ENGINES	HORSEPOWER <sup>(22)</sup>	TORQUE <sup>(22)</sup>
3.6L Pentastar <sup>®</sup> V6	295 hp @ 6,400 rpm	260 lb-ft @ 4,000 rpm
5.7L HEMI <sup>®</sup> V8	360 hp @ 5,150 rpm	390 lb-ft @ 4,250 rpm

EXTERIOR DIMENSIONS*	
Wheelbase	119.8
Overall Length	200.8
Overall Width (at mirrors)	85.5
Height (at antenna)	72.1
Ground Clearance	8.1
Approach Angle (deg)	18.5
Departure Angle (deg)	21.5
Breakover Angle (deg)	16.3
Front Track	63.9
Rear Track	64.1
Base Curb Weights (lb) – 3.6L Pentastar V6 RWD/AWD	4,750/4,884
– 5.7L HEMI V8 RWD/AWD	5,215/5,370

TOWING <sup>(19)</sup>	
Tow Class (max)	IV
Maximum Towing (lb) – 3.6L Pentastar V6 RWD/AWD	6,200
– 5.7L HEMI V8 RWD/AWD	7,400

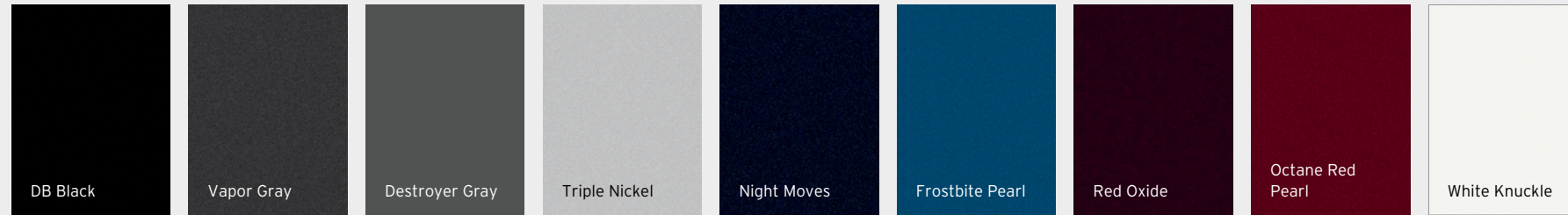
FUEL ECONOMY <sup>(18)</sup>	
Fuel Economy (manufacturer's-estimated mpg)	City/Hwy
– 3.6L Pentastar V6 - RWD	19/26
– AWD	18/25
– 5.7L HEMI V8 - RWD	14/22
– AWD	14/22

INTERIOR DIMENSIONS*	
First Row	
– Headroom	39.9
– Legroom	40.3
– Shoulder room	58.5
– Hip room	57
Second Row	
– Headroom	39.8
– Legroom	38.6
– Shoulder room	57.7
– Hip room	55.5
Third Row	
– Headroom	37.8
– Legroom	33.5
– Shoulder room	50.4
– Hip room	42.4
Cargo Volume (cu ft) – Behind third row	17.2
– Behind second row	43.3
– Behind first row with rear seats folded	85.1
Seating Capacity (max occupants)	up to 7
Fuel Tank Capacity (gal)	24.6

\*Based on 2023MY vehicle information. All dimensions are in inches unless otherwise noted.

# 2024 DODGE DURANGO

## EXTERIOR PAINT COLORS



### STANDARD FEATURES AND OPTIONS

#### CPOS PACKAGE

#### ENGINES/TRANSMISSIONS

	SXT	GT	R/T	Citadel
	2TA	2TD	2TS	2TP
3.6L Pentastar® V6 Variable Valve Timing (VVT) (ERC) with 8-speed Automatic (DFT)	•	•		•
5.7L HEMI® V8 with Multi-Displacement System and VVT (EZH) with 8-speed Automatic (DFD)			•	0

#### MECHANICAL FEATURES/CAPABILITY

Brakes – Antilock four-wheel disc heavy-duty (BR6)	•	•	•	•
Exhaust System – Dual rear with Bright tips (NEX)		•	•	•
Fuel Door – Power-locking	•	•	•	•
Fuel Tank – 24.6-gallon (NF4)	•	•	•	•
Steering – Performance (XX6)			•	
– Electric Power (SBL)	•	•	•	•
Suspensions – Eco Suspension III (SD2)	•	•		•
– Normal-duty (All-Wheel Drive (AWD) only) (SDA)	•	•		•
– Rear load-leveling (SES)	•	•	•	•
– Sport – Lowered ride height for enhanced handling (SDE)			•	
Transfer Case/AWD System – Single-speed, full-time AWD; includes MP310 transfer case (AWD models only) (DHY)	•	•		•
– Two-speed, active on-demand AWD (packaged with 5.7L HEMI V8; AWD models only) (DKA)			•	P

#### EXTERIOR FEATURES

Fascias – Accent-color lower (MLX)	•			
– Body-color rear (ML9)		•	•	
– Platinum rear lower (ML7)				•
– Body-color upper (MBP)	•	•	•	•
– Body-color lower (packaged with SXT Blacktop Group) (MLB)	P	•	•	•
– Body-color/Accent-color rear (MBT)	•			

### STANDARD FEATURES AND OPTIONS

#### CPOS PACKAGE

#### EXTERIOR FEATURES (CONTINUED)

	SXT	GT	R/T	Citadel
	2TA	2TD	2TS	2TP
Grille – Chrome surround, Granite insert (MAH)	•			
– Black surround, molded-in-color insert (MAJ)		•	•	
– Gloss Black (packaged with SXT Blacktop Group) (MAK)	P			
– Platinum surround, Granite Crystal insert (MAL)	P			•
Liftgate – Power, with key fob, overhead console and rear cargo-area controls (JRC)		•	•	•
Liftgate Spoiler – Body-color; includes Center High-Mounted Stop Lamp (CHMSL)	•	•	•	•
Lighting – Auto High-Beam Headlamp Control (packaged with 2TH) (LMS)		P	•	•
– Automatic headlamps (on/off) actuate when ambient light is at low levels; includes headlamps-on-with-wipers (LMG)	•	•	•	•
– LED low-/high-beam headlamps (LM6)	•	•	•	•
– LED auxiliary low-beam and turn signal (packaged with 2TH) (LPU)		P	•	•
– LED daytime running lamps (DRLs) (LMZ)	•	•	•	•
Mirrors – Platinum, power-folding multifunction with memory, heating element, auto-dimming for driver's side and supplemental turn signals (GUN/LEM/LE2/LEB/NHJ/GNZ/LEW)				•
– Body-color, power, manual foldaway with heating element (NHJ/GTS)	•	•		
– Body-color, power-folding multifunction with heating element, auto-dimming driver's-side mirror, supplemental turn signals and memory (packaged with 2TH) (GUN/LEM/GNZ/NHJ/LEB/GTS)		P	•	
– Gloss Black, power-folding multifunction with heating element, auto-dimming driver's-side mirror, supplemental turn signals and memory (included with SXT Blacktop Group and Blacktop Package) (GUN/LEM/GNZ/NHJ/LEB/LE7)	P	P	P	
Remote Start <sup>(12)</sup> System – Control integrated into key fob; radio frequency system with 300-ft range (XBM)		•	•	•
Roof Rails – Bright side, with integrated, storable crossrails (MW1/MXQ)	•			•
– Black side, with integrated, storable crossrails (included with SXT Blacktop Group, Blacktop Package, and 2TG, 2TH, 2TT and 2TU) (MWE/MXQ)	P	P	P	
Sunroof – Power with express-open/close and comfort-stop features (included with 2TG, 2TH, 2TT and 2TU) (GWA)	P	P	P	•



# 2024 DODGE DURANGO

STANDARD FEATURES AND OPTIONS	SXT	GT	R/T	Citadel
CPOS PACKAGE	2TA	2TD	2TS	2TP
<b>EXTERIOR FEATURES (CONTINUED)</b>				
Tires – P265/60R18 BSW All-Season (A/S) LRR (TFB)	•			
– P265/50R20 BSW A/S LRR (packaged with SXT Blacktop Group) (TKJ)	P	•	•	•
– P265/50R20 Performance A/S (included with 2TG, 2TH, 2TT and 2TU if Blacktop Package is optioned) (TKY)		P	P	
Wheel Lip Moldings – Accent-color (MRD)	•			
– Body-color (packaged with SXT Blacktop Group) (MML)	P	•	•	•
Wheels – 18-inch painted aluminum (WP1)	•			
– 20-inch Fine Silver (WHJ)		•	•	
– 20-inch Black Noise aluminum (included with SXT Blacktop Group) (WH4)	P	F	F	
– 20-inch Hyper Black aluminum (included with Tow N Go Package) (WHW)			P	
– 20-inch Lights Out aluminum (packaged with Blacktop Package if Tow N Go Package is optioned; available with Tow N Go Package) (WHE)			O/P	
– 20-inch Satin Carbon (WHT)		F	F	•
Wiper System – Front, speed-sensitive, variable/intermittent with 1-gallon fluid capacity (JHA)	•	•		
– Rear, with fixed intermittent and continuous speeds, with washer (JHB)	•	•	•	•
– Rain-sensitive windshield (packaged with 2TH) (JHC)		P	•	•
<b>INTERIOR FEATURES</b>				
7-inch Thin Film Transistor (TFT) Reconfigurable Digital Gauge Cluster – Includes custom programmable features (JAJ)	•	•	•	•
Air Conditioning – Rear air conditioning with headliner vents and rear-seat controls (HBB)	•	•	•	•
– Three-Zone automatic temperature control; includes infrared sensors and rear-seat outlets (HAH)	•	•	•	•
Dodge Air Filtration System (JMA)	•	•	•	•
Cargo Area – Bright scuff plates (packaged with 2TH and 2TU) (CTB)		P	P	•
– Carpeted; includes storage tray and cargo tie-down loops in floor, driver’s-side storage bin and 12-volt auxiliary power outlet (CKN/CKT/JJM)	•	•	•	•
– Covered cargo storage (CLG)	•	•	•	•
Console – Full-length front floor console with two illuminated cup holders, two-tier armrest storage with interior 12-volt power outlet and LED-illuminated USB connection (if equipped), console lid tissue holder, and storage tray with anodized shifter bezel; rear of console features air conditioning vent controls, rear-seat heat controls (if equipped) and video jacks (if equipped) (CUF)	•	•	•	•
– Second-row mini floor console with cup holders and storage; also includes a floor mat for the third row (packaged with second-row Fold-and-Tumble Captain’s Chairs) (CUM)		P	P	
– Overhead front console with two LED map lamps, two dome lamps, sunglasses storage bin, Universal Garage Door Opener control switches (if equipped) and power sunroof/sunshade controls (if equipped) (CUN)	•	•	•	•
– Second-row floor console with armrest, covered storage, illuminated cup holders, 12-volt auxiliary outlet and USB charging port; also includes a floor mat for the third row (requires second-row Fold-and-Tumble Captain’s Chairs (CFU)) (CVR/JJJ/CXB/RS3)				•
– Leather-wrapped armrest, center console (packaged with leather-trimmed bucket seats) (CMH)		P	P	•

STANDARD FEATURES AND OPTIONS	SXT	GT	R/T	Citadel
CPOS PACKAGE	2TA	2TD	2TS	2TP
<b>INTERIOR FEATURES (CONTINUED)</b>				
Floor Mats – Luxury front and rear (CLX)	•	•	•	•
– Third-row, bench seat mat (CWD)		•	•	
– Third-row, full console mat (packaged with second-row console) (CCE)				P
– Third-row, mini console mat (packaged with second-row mini console) (CCF)		P	P	
Lighting – Glove box lamp, front LED map lamps, second-row aimable LED map lamps, courtesy door lamps, overhead console/rear-passenger overhead reading/courtesy lamps, cargo compartment lamp, Sapphire Blue interior switch lighting, and Sapphire Blue ambient LED lighting for front-door inside handles and map pockets (LBC/LBR)	•	•	•	•
Memory System – Radio station presets, last station settings, driver’s-seat position and exterior mirrors (packaged with 2TG, 2TH, 2TT and 2TU); actuated from driver’s door panel or each unique key fob (LEW)		P	P	•
Mirrors – Rearview, auto-dimming (GNK)	•	•	•	•
Seats – Cloth bucket in Black (*C5)	•	•	•	
– Nappa leather-trimmed with Nappa Axis II perforated inserts and Silver accent stitching; available in Black, Black/Ebony Red or Black/Vitra Gray (packaged with 2TG, 2TH, 2TT and 2TU) (*ML)		P	P	•
– First-row, power eight-way driver’s with memory (JPR)	•	•	•	
– First-row, passenger forward fold-flat (not available with leather-trimmed seats on GT or R/T) (CDW)	•	•	•	
– First-row, power four-way driver’s lumbar-adjust (JPU)	•	•	•	
– First-row, power four-way driver’s and passenger lumbar-adjust (packaged with 2TG, 2TH, 2TT and 2TU) (JRN)		P	P	•
– First-row, power eight-way driver’s and passenger; driver’s includes memory feature (packaged with leather-trimmed seats) (JT2)		P	P	•
– First-row, heated (packaged with 2TA) (JPM)	P	•	•	•
– First-row, ventilated (included with leather-trimmed bucket seats) (CAJ)		P	P	•
– Second-row, 60/40 Fold-and-Tumble three-passenger bench (packaged with Third-Row Seating Group) (CFF)	P/O	•	•	
– Second-row, heated (packaged with 2TG, 2TH, 2TT and 2TU) (JPZ)		P	P	•
– Second-row, Fold-and-Tumble Captain’s Chairs; includes second-row, seat-mounted inboard armrests (CFU/CSL)		O	O	•
– Third-row, 50/50 split-folding; includes head restraints <sup>(25)</sup> which can be folded down electronically from a switch on the instrument-panel center stack (packaged with Third-Row Seating Group) (CFP)	O/P	•	•	•
Steering Wheel – Heated (packaged with 2TA) (NHS)	P	•	•	•
– Perforated leather-wrapped, with controls for audio, speed, Electronic Vehicle Information Center (EVIC), voice-recognition and Adaptive Cruise Control (ACC) with Stop <sup>(2)</sup> (SCJ)	•			•
– Power tilt/telescoping steering column (packaged with 2TG, 2TH, 2TT and 2TU) (SUB)		P	P	•
– Tilt/telescoping steering column (SUD)	•	•	•	
<b>UCONNECT® MULTIMEDIA</b>				
Media Hub – Two USB ports and auxiliary jack (RSF)	•	•	•	•
– One USB charging port, located inside center console (RS3)				•
Power Outlets – 12-volt in console (JJJ)				•
– Two 12-volt, located on the instrument panel and in the rear cargo compartment (JKP/JJM)	•	•	•	•

# 2024 DODGE DURANGO

STANDARD FEATURES AND OPTIONS	SXT	GT	R/T	Citadel
CPOS PACKAGE	2TA	2TD	2TS	2TP

## UCONNECT® MULTIMEDIA (CONTINUED)

Power Outlets (continued) – 115-volt auxiliary (packaged with 2TG, 2TH, 2TT and 2TU) (JKV)		P	P	•
Radios – Uconnect 4 with 8.4-inch display (UAM)	•	•		
– Uconnect 5 NAV with 10.1-inch display (packaged with 2TG, 2TH and 2TR) (UBN)	F	P	•	•
SiriusXM® Radio <sup>(13)</sup> – Includes three-month trial subscription (RSD)	•	•	•	•
SiriusXM with 360L <sup>(13)</sup> (packaged with Uconnect 5 NAV with 10.1-inch display) (RTU)	F	P	•	•
Speakers – Alpine® premium audio system with nine speakers, subwoofer and 506-watt amplifier (packaged with 2TH) (RC3)		P	•	•
– 19 Harman Kardon® speakers, high-performance audio system (packaged with 2TU) (RCA)			P	O
– Six speakers (RCG)	•	•		
USB Port – Dual remote ports, charging only (packaged with 2TG, 2TH, 2TT and 2TU) (RS4)		P	P	•

## SAFETY & SECURITY

Adaptive Cruise Control (ACC) with Stop <sup>(2)</sup> (packaged with 2TG, 2TH, 2TT, 2TU, 2TJ, 2TK and 2TR) (NH3)	P	P	P	•
Advanced Brake Assist (included with 2TU on R/T and 2TH on GT) (BGG)		P	P	•
Air Bags <sup>(21)</sup> – Advanced multistage, driver’s and front-passenger (CG3)	•	•	•	•
– Supplemental side-curtain (all rows) (CJ5)	•	•	•	•
– Supplemental side (CGS)	•	•	•	•
– Driver’s inflatable knee bolster (CGY)	•	•	•	•
– Supplemental front-seat side (CJ1)	•	•	•	•
Blind Spot Monitoring (BSM) <sup>(5)</sup> and Rear Cross-Path Detection System <sup>(1)</sup> (XAN)	•	•	•	•
Electronic Stability Control (ESC) <sup>(6)</sup> – Includes Vehicle Stability Management System, Electronic Roll Mitigation, All-Speed Traction Control, Brake Assist and four-channel Antilock Brake System (BNB/BNR)	•	•	•	•
Full-Speed Forward Collision Warning Plus <sup>(8)</sup> (packaged with 2TG, 2TH, 2TJ, 2TK, 2TR, 2TT and 2TU) (LSU)	P	P	P	•
Hill Start Assist – Prevents vehicle from rolling back for two seconds when starting vehicle on an incline (BNG)	•	•	•	•
Keyless Enter 'n Go™ – Push-button ignition system with proximity entry: driver can leave the key fob in pocket or purse; the doors are unlocked by touching the exterior door handle, and the vehicle will start with the push of a button on the instrument panel when the brake pedal is depressed (GX4)	•	•	•	•
LaneSense® Lane Departure Warning Plus <sup>(10)</sup> (included with 2TU on R/T and 2TH on GT) (LAS)		P	P	•
ParkSense® Front/Rear Park Assist System <sup>(11)</sup> – Sensors in front/rear bumpers detect obstacles (packaged with 2TH) (XH4)		P	•	•
ParkView® Rear Back-Up Camera <sup>(1)</sup> – Rear-mounted camera with display in vehicle, activated when vehicle is shifted into Reverse (XAC)	•	•	•	•
Rain Brake Support (BHC)	•	•	•	•
Ready Alert Braking (BHD)	•	•	•	•
Security Alarm <sup>(24)</sup> (packaged with 2TH) (LSA)		P	•	•
Sentry Key® Antitheft Engine Immobilizer (GXX)	•	•	•	•
Trailer Sway Control <sup>(6)</sup> (BNT)	•	•	•	•
Universal Garage Door Opener (packaged with 2TH) (XGD)		•	•	•

• = Standard. O = Optional. P = Available with Package noted. F = Fleet only.


STANDARD FEATURES AND OPTIONS	SXT	GT	R/T	Citadel
CPOS PACKAGE	2TA	2TD	2TS	2TP

## PACKAGES / EQUIPMENT GROUPS

SXT Plus Package – Includes power sunroof, Full-Speed Forward Collision Warning Plus <sup>(8)</sup> and ACC with Stop <sup>(2)</sup>	O			
GT Plus and R/T Plus Package – Includes power sunroof, 10.1-inch flush-mounted radio with premium navigation (standard on R/T), Alpine premium audio system with nine speakers and subwoofer, LED auxiliary low-beam lighting, LED amber turn signal, Nappa leather-trimmed seats, 12-way power driver's and passenger seats, power tilt/telescoping steering column, heated first- and second-row seats, ventilated first-row seats, memory settings, Full-Speed Forward Collision Warning Plus <sup>(8)</sup> , ACC with Stop <sup>(2)</sup> , wireless Apple CarPlay, <sup>TM(4)</sup> Android Auto <sup>TM(3)</sup> and Trailer Tow Group IV		O	O	
SXT Blacktop Group – Includes Black roof rails, Gloss Black exterior mirrors and badges, power sunroof, Satin Black Dodge taillamp badge, Black headlamp bezels, Body-color wheel lip molding/lower fascia/sill molding/rear fascia, Gloss Black grille with Granite inner, Body-color shark-fin antenna, 265/50R20 BSW All-Season (A/S) LRR tires and 20-inch Black Noise aluminum wheels (ADJ)	O			
Blacktop Package – Includes Black roof rails, Gloss Black exterior mirrors, Gloss Black badging, Satin Black Dodge taillamp badge (for GT, add Performance hood) 265/50R20 Performance A/S tires, 20-inch Black Noise aluminum wheels and 20-inch Lights Out aluminum wheels (All-Wheel Drive (AWD) R/T models require Tow N Go Package) (ADX)		O	O	
Mopar® All-Weather Package – Includes Mopar Cargo Net, Mopar Front and Rear Door Entry Guards, and Mopar Slush Mats (AAW)	O	O	O	O
Tow N Go Package – Includes Red Brembo® brakes and SRT® perforated pad for R/T, Black Brembo brakes for Citadel, Quadra-Trac® Active On-Demand Four-Wheel Drive (4WD), Electronic Limited-Slip Differential rear axle, high-performance exhaust for R/T and dual rear exhaust with Bright Chrome tips for Citadel, Sport/Track/Tow/Snow drive modes, Active Noise Control System, 160-mph primary speedometer, 145-mph maximum speed calibration, Automatic Headlamp Leveling System, Body-color upper/lower rear fascia, Adaptive Damping, performance-tuned steering, high-performance suspension, run-flat tires, Spare Tire Delete, 295/45ZR20 BSW A/S tires, 20-inch Hyper Black aluminum wheels on R/T and 20-inch Satin Carbon wheels on Citadel (AWD R/T and Citadel models only; for R/T, add trailer brake control, Class IV hitch receiver, seven- and four-pin wiring harness, LED auxiliary low beams and turn signal, and BSM <sup>(5)</sup> and Rear Cross-Path Detection System <sup>(1)</sup> with trailer detection; for Citadel, add Dodge Performance Pages and Body-color sill molding) (AAN)			O	O
Trailer Tow Group IV – Includes trailer brake control, HD cooling (on SRT and GT), rear load-leveling suspension, Class IV hitch receiver, seven- and four-pin wiring harness, 180-amp alternator (if heavy-duty engine cooling on SXT), and BSM <sup>(5)</sup> and Rear Cross-Path Detection System <sup>(1)</sup> with trailer detection	O	O	O	
Third-Row Seating Group – Includes third-row seat and second-row 60/40 Fold-and-Tumble bench seat	O			



## 2024 DODGE HORNET/DODGE HORNET PHEV



### SELECT FEATURES

- 10.25-inch Uconnect® 5 Touchscreen Radio
- 12.3-inch Instrument Cluster
- Automatic Headlamps
- Automatic Liftgate
- Dodge Connect<sup>(31)</sup> with
  - Safety & Security Trial Package
  - Core Services Trial Package
  - Vehicle Performance Trial Package
  - Assistance Trial Package
  - Navigation Trial Package
  - 4G LTE Wi-Fi Hotspot<sup>(30)</sup> with WarnerMedia Drive
- Dual Front Type-A/-C USB Plugs
- Dual-Zone Heating, Ventilation and Air Conditioning (HVAC)
- Electric Park Brake with Auto Hold
- Fix&Go Tire Inflator Kit
- Keyless Enter 'n Go™ with Passive Entry
- Power, Heated Exterior Mirrors
- Premium Six-Speaker Sound System
- SiriusXM® Radio<sup>(3)</sup> – Includes a three-month trial subscription/Apple CarPlay™<sup>(4)</sup>/Android Auto™<sup>(3)</sup>
- Wireless Charging Pad

### SAFETY & SECURITY

- Adaptive Cruise Control (ACC) with Stop and Go<sup>(2)</sup>
- Auto High-Beam Headlamps
- Automatic Emergency Braking with Pedestrian Detection
- Blind Spot Monitoring (BSM)<sup>(5)</sup> and Rear Cross-Path Detection System<sup>(1)</sup> with Rear Cross-Traffic Alert
- Electronic Rollover Mitigation
- Electronic Stability Control (ESC)<sup>(6)</sup>
- Full-Speed Forward Collision Warning Plus<sup>(8)</sup>
- Intelligent Braking System
- Lane Keep Assist<sup>(10)</sup>
- ParkSense® Front/Rear Park Assist with Stop<sup>(11)</sup>
- ParkView® Rear Back-Up Camera<sup>(1)</sup> and Rear Parking Sensors
- Rain-sensitive Windshield Wipers

### AVAILABLE FLEET FEATURES

- 360° Surround-View Camera System<sup>(1)</sup>
- Active Driving Assist System<sup>(10)</sup>
- Drowsy-Driver Detection<sup>(2)</sup>
- Front Park Sensors
- Parallel and Perpendicular Park Assist with Stop<sup>(11)</sup>
- Traffic Sign Recognition<sup>(5)</sup> and Intelligent Speed Assist (ISA)

EXTERIOR DIMENSIONS* (GT/R/T)	
Wheelbase	103.8
Overall Length	178
Overall Width	82
Overall Height	63.8/63
Ground Clearance	8/6.1
Turning Diameter (max; ft)	37.95 (GT) 37.86 (R/T)
Front Track	62.2
Rear Track	62.2
Base Curb Weights (lb) – 2.0L Hurricane 4-cylinder Turbo	3,715
– 1.3L 4-cylinder Turbo PHEV	4,140

ENGINES	HORSEPOWER <sup>(22)</sup>	TORQUE <sup>(22)</sup>
2.0L Hurricane 4-cylinder Turbo (GT and GT Plus)	268 hp @ 5,000 rpm	295 lb-ft torque @ 3,000 rpm
1.3L 4-cylinder Turbo PHEV (R/T and R/T Plus)	288 net hp @ 5,750 rpm	383 lb-ft @ 1,850 rpm total

FUEL ECONOMY <sup>(18)</sup>	
Fuel Economy (manufacturer's-estimated mpg)	City/Hwy
– 2.0L Hurricane 4-cylinder Turbo	21/29
– 1.3L 4-cylinder Turbo PHEV	27 combined (gas)/ 74.9 combined (MPGe)

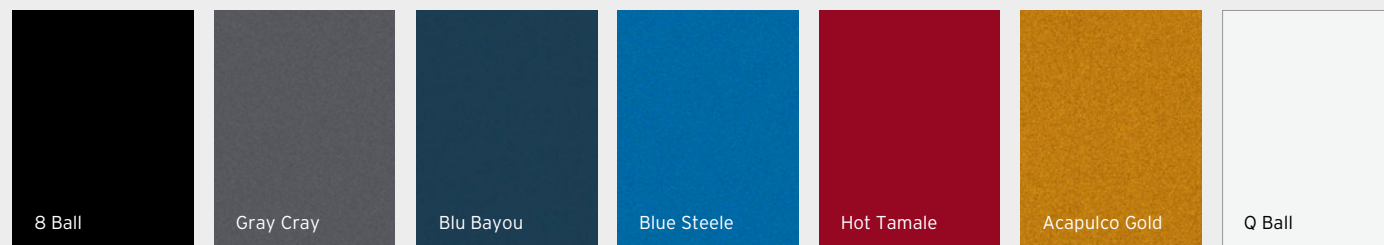
INTERIOR DIMENSIONS* (GT/R/T)	
First Row	
– Headroom	38.8
– Legroom	41.7
– Shoulder room	55.7
– Hip room	54.3
Second Row	
– Headroom	38.2
– Legroom	38
– Shoulder room	54.8
– Hip room	53.5
Cargo Volume (cu ft) – Seats up	27/22.9
– Seats down	54.7/50.5
Seating Capacity (max occupants)	5
Fuel Tank Capacity (gal; two-row/4xe)	13.5/11.2

\*Based on 2023MY vehicle information. All dimensions are in inches unless otherwise noted.

TOWING <sup>(19)</sup>	
Maximum Towing (lb) – 2.0L Hurricane 4-cylinder Turbo	2,000
– 1.3L 4-cylinder Turbo PHEV	2,000

# 2024 DODGE HORNET/DODGE HORNET PHEV

## EXTERIOR PAINT COLORS



### STANDARD FEATURES AND OPTIONS

#### CPOS PACKAGES

#### ENGINES/TRANSMISSIONS

	GT AWD	GT Plus AWD	R/T eAWD	R/T Plus eAWD
2.0L Hurricane I-4 DOHC Direct Injection (DI) Turbo with Engine Stop/Start (ESS) Technology (EC1)	•	•		
1.3L I-4 Turbo Plug-in Hybrid Electric Vehicle (PHEV) (EYG)			•	•
9-speed 948TE All-Wheel Drive (AWD) Automatic (DFH)	•	•		
6-speed AISIN® F21-250 PHEV Automatic (DFN)			•	•

#### MECHANICAL FEATURES/CAPABILITY

Dual Chrome Exhaust Tips (NEL)			•	•
PHEV High-Volt Battery Pack (BD1)			0	0
Capless Fuel Fill with Discriminator (XJV)	•	•	•	•
Sport Mode (XG8)	•	•	•	•
PHEV/Electric Vehicle (EV) Charge Cord H-Mode 2/Level 1 (F1H)			•	•
Brakes – Four-wheel disc (BRD)	•	•	•	•
– Pedestrian/Cyclist Emergency Braking <sup>(6)</sup> (LST)	•	•	•	•
– Dodge unpainted calipers (XTB)			•	•
– Anodized brake calipers (XTM)	•	•		
Remote Start <sup>(12)</sup> System (XBM)		•	•	•
Electronic Stability Systems – Automatic electronic brake hold (BHG)	•	•	•	•

#### EXTERIOR FEATURES

Body-Color Door Handles (MNK)	•	•	•	•
Hands-Free Power Liftgate (XZ2)		•		•
Exterior Mirrors – Body-color mirror caps (LEP)	•	•	•	•
– Power-folding heated mirrors (GTD)	•	•	•	•

### STANDARD FEATURES AND OPTIONS

#### CPOS PACKAGES

#### EXTERIOR FEATURES (CONTINUED)

	GT AWD	GT Plus AWD	R/T eAWD	R/T Plus eAWD
Exterior Mirrors (continued) – Power-folding (LER)	•	•	•	•
– Heated (LE1)	•	•	•	•
Glass – Privacy (GED)	•	•	•	•
Wiper System – Rain-sensitive windshield (JHC)	•	•	•	•
Exterior Components – Chrome Hornet badge (MG1)	•	•	•	•
– Chrome GT badge (MG3)	•	•		
– Chrome R/T badge (MG5)			•	•
Headlamps – Auto High-Beam Headlamp Control (LMS)	•	•	•	•
– Automatic dusk sensor (LPV)	•	•	•	•
Taillamp Technology – LED taillamps (LAY)	•	•	•	•
Daytime Running Lamp (DRL) System – LED - Park/turn (LPJ)	•	•	•	•
Spoiler, Rear – Body-color (MXW)	•	•	•	•
Grille, Front – GT upper and lower mesh (MHM)	•	•	•	•
Radio Antenna – Shark-fin (RD3)	•	•	•	•
Tires – P215/60R17 All-Season (A/S) (TKE)	•	•		
– P225/55R18 A/S (TWX)			•	•
Wheels – 17x7-inch Silver aluminum (WEF)	•	•		
– 18x7.5-inch Abyss-finish aluminum (WLF)			•	•
Tires, Spare – Spare Tire Delete (TBF)	•	•	•	•
– Compact (TBT)	0	0		
– Tire Service Kit (XFP)	•	•	•	•



# 2024 DODGE HORNET/DODGE HORNET PHEV

STANDARD FEATURES AND OPTIONS	GT AWD	GT Plus AWD	R/T eAWD	R/T Plus eAWD
<b>CPOS PACKAGES</b>	23M	23L	28B	28D
<b>INTERIOR FEATURES</b>				
Seats – Cloth/leatherette (*E6)	•		•	
– Power four-way driver’s lumbar-adjust (JPU)			•	
– Manual-adjust six-way driver’s (JVB)	•			
– Power-adjust eight-way driver’s (JVG)			•	
– Manual-adjust six-way front-passenger (JWB)	•			
– Power-adjust six-way front-passenger (JWF)			•	
– Full-leather (*FL)		•		•
– Ventilated front (CAJ)		•		•
– Power four-way driver lumbar-adjust (JPU)		•		•
– Power four-way front-passenger lumbar-adjust (JRS)		•		•
– Power-adjust eight-way driver’s (JVG)		•		•
– Power-adjust eight-way front-passenger (JWG)		•		•
– Heated front (JPM)		•	•	•
– Full-leather - Red (*PL)		0		0
– 60/40 split-folding rear with ski pass-through (CFW)	•	•	•	•
– Three rear-seat head restraints <sup>(25)</sup> (CSH)	•	•	•	•
Headliners – Black (CHE)	•	•	•	•
Consoles – Overhead (CUN)	•	•	•	•
– Floor with armrest (CUF)	•	•	•	•
Steering Wheels – Techno-leather-wrapped (SCG)	•	•	•	•
– Aluminum steering column-mounted paddle shifters (XBQ)			•	•
– Heated (NHS)		•	•	•
Sun Visors – With illuminated vanity mirror (GN9)	•	•	•	•
Sunroof – Power (GWA)		0		0
Keyless Entry Systems – Two-door passive entry, front-door locks (GXD)	•	•	•	•
– Keyless entry (GXP)	•	•	•	•
– Keyless Enter ‘n Go™ System (GXS)			•	•
– Push-button start (GX4)	•	•	•	•
Interior Mirrors – Rearview day/night mirror (GNA)	•			
– Rearview auto-dimming mirror (GNK)		•	•	•
Climate Control System – Air conditioning with Dual-Zone automatic temperature control (HAD)	•	•	•	•
Floor Mats – Front and rear (CLE)	•	•	•	•
12-volt Auxiliary Power Outlet (JJJ)	•	•	•	•
Wireless Charging Pad (RFX)		•		•
Rear Air Vents (XGA)	•	•	•	•
Universal Garage Door Opener (XGD)		•	•	•

• = Standard. 0 = Optional. P = Available with Package noted. F = Fleet only.

STANDARD FEATURES AND OPTIONS	GT AWD	GT Plus AWD	R/T eAWD	R/T Plus eAWD
<b>CPOS PACKAGES</b>	23M	23L	28B	28D
<b>INTERIOR FEATURES (CONTINUED)</b>				
Speedometer/Gauges – Digital compass (JFA)	•	•	•	•
– Primary speedometer (160 mph) (JCJ)	•	•	•	•
– Tachometer (JFH)	•	•	•	•
Instrument Cluster – 12.3-inch full-color Thin Film Transistor (TFT) display (JAN)	•	•	•	•
Windows, Power – Front and rear, one-touch (JP6)	•	•	•	•
Instrument Panels – Vinyl (JAP)	•	•	•	•
– Vinyl door trim panel (CBG)	•	•	•	•
Lamps/Lights – Illuminated map pocket (LBG)	•	•	•	•
– Map/dome reading lamps (LCD)	•	•	•	•
<b>UCONNECT® MULTIMEDIA</b>				
Radios – Uconnect 5 with 10.25-inch display (UBH) - Includes GPS antenna input (JLP), Apple CarPlay™ <sup>(4)</sup> (RFP), Android Auto™ <sup>(3)</sup> (RF5), 10.25-inch touchscreen display (RHX), and hands-free phone and audio (RTE)	•		•	
– Uconnect 5 NAV with 10.25-inch display (UBS) - Includes GPS Navigation <sup>(7)</sup> (JLN), GPS antenna input (JLP), HD radio (RE8), Apple CarPlay <sup>(4)</sup> (RFP), Android Auto <sup>(3)</sup> (RF5), 10.25-inch touchscreen display (RHX), integrated center stack radio (RTF), TomTom® Connected Travel and Traffic Services <sup>(33)</sup> (RTV) and Integrated Voice Command (XRB)		•		•
Radio Speaker Systems – Harman Kardon® premium 14-speaker audio (RCA)		•		•
– Six-speaker (RCG)	•		•	
Media Systems – 4G LTE Wi-Fi Hotspot <sup>(30)</sup> (RTQ)	•	•	•	•
– USB host flip (RF7)	•	•	•	•
– Media Hub 2 - USBs (both charge-only) (RS2)	•	•	•	•
– Dual front USB plugs (RS4)	•	•	•	•
Satellite Audio Systems – SiriusXM® Radio <sup>(13)</sup> (RSD)	•	•	•	•
– SiriusXM with 360L <sup>(13)</sup> (RTU)	•	•	•	•
– SiriusXM Radio Service <sup>(13)</sup> (X9B)	•	•	•	•
<b>SAFETY &amp; SECURITY</b>				
Dual Advanced Front Air Bags <sup>(21)</sup> (CG3)	•	•	•	•
Park Assist/Viewing Systems – ParkSense® Front/Rear Park Assist System <sup>(11)</sup> (XAA)	•	•	•	•
– ParkView® Rear Back-Up Camera <sup>(1)</sup> (XAC)	•	•	•	•
– Blind Spot Monitoring (BSM) <sup>(5)</sup> and Rear Cross-Path Detection System <sup>(1)</sup> with Rear Cross-Traffic Alert (XAN)	•	•	•	•
Autonomous Assist Systems – Lane Keep Assist <sup>(10)</sup> (LAS)	•	•	•	•
– Traffic Sign Recognition <sup>(15)</sup> (SJB)	•		•	
– Traffic Sign Information (SJF)		•		•
Collision Control System – Full-Speed Forward Collision Warning Plus <sup>(8)</sup> (LSU)	•	•	•	•
Tire Pressure Warning System – Tire Pressure Monitoring Display (XGM)	•	•	•	•

## 2024 DODGE HORNET/DODGE HORNET PHEV

STANDARD FEATURES AND OPTIONS	GT AWD	GT Plus AWD	R/T eAWD	R/T Plus eAWD
<b>CPOS PACKAGES</b>	23M	23L	28B	28D
<b>SAFETY &amp; SECURITY (CONTINUED)</b>				
Speed Control – Adaptive speed control (NHP)	•	•	•	•
– Thatcham™ security equipment (LS9)	•	•	•	•
<b>PACKAGES/EQUIPMENT GROUPS</b>				
Full-Leather Seats, Red – Includes ventilated front seats, power four-way driver’s lumbar-adjust seat, power four-way front-passenger lumbar-adjust seat, power-adjust eight-way driver’s seat and power-adjust eight-way front-passenger seat (*PL)		0		0
Technology Group – Includes Intelligent Speed Assist (ISA), leather-wrapped steering wheel, Active Driving Assist System, <sup>(10)</sup> 360° Surround-View Camera System, <sup>(1)</sup> ParkSense® Front/Rear Park Assist with Stop, <sup>(11)</sup> Parallel and Perpendicular Park Assist with Stop, <sup>(11)</sup> and Drowsy-Driver Detection <sup>(2)</sup> (AAN)	0		0	
Cold Weather Group – Includes heated front seats, heated steering wheel and Remote Start <sup>(12)</sup> System (ACR)	0			

STANDARD FEATURES AND OPTIONS	GT AWD	GT Plus AWD	R/T eAWD	R/T Plus eAWD
<b>CPOS PACKAGES</b>	23M	23L	28B	28D
<b>PACKAGES/EQUIPMENT GROUPS (CONTINUED)</b>				
Technology Group Plus – Includes ISA, leather-wrapped steering wheel, Active Driving Assist System, <sup>(10)</sup> 360° Surround-View Camera System, <sup>(1)</sup> ParkSense Front/Rear Park Assist with Stop, <sup>(11)</sup> Parallel and Perpendicular Park Assist with Stop, <sup>(11)</sup> and Drowsy-Driver Detection <sup>(2)</sup> (ADG)			0	0
GT Blacktop Package – Includes Gloss Black-painted mirror caps, Dark Hornet badge, Dark GT badge, Gloss Black-painted daylight opening (DLO) moldings, 18x7.5-inch Abyss-finish wheels and P225/55R18 All-Season (A/S) tires (AGC)	0	0		
Track Pak – Includes Alcantara® seats, power four-way driver’s lumbar-adjust seat, power four-way front-passenger lumbar-adjust seat, manual-adjust six-way driver’s seat, power-adjust eight-way driver’s seat, manual-adjust six-way front-passenger seat, power-adjust eight-way front-passenger seat, driver’s-seat memory, steel door sills, sporty leather-wrapped steering wheel, dual-mode suspension, 20x8-inch Abyss-finish aluminum wheels, P235/40R20 A/S tires, Bright pedals and Red brake calipers (ALD)	0	0	0	0
R/T Blacktop Package – Includes Gloss Black-painted mirror caps, Dark Hornet badge, Dark R/T badge, Gloss Black-painted DLO moldings and 18x7.5-inch Abyss-finish wheels (ASU)			0	0



• = Standard. 0 = Optional. P = Available with Package noted. F = Fleet only.



COMPARE +  
MINIVANS

**CHRYSLER PACIFICA/CHRYSLER VOYAGER**

Trims	Touring (FWD only)/ Touring L (FWD only)/ Limited/Pinnacle™	Voyager LX
Manufacturer's-Estimated MPG <sup>(18)</sup> (city/hwy)	19/28, 17/25 (3.6L Pentastar® V6 FWD, AWD)	19/28 (3.6L Pentastar V6 FWD)
Manufacturer's-Estimated Total Range <sup>(18)</sup> (miles)	418 (3.6L Pentastar V6 FWD)/ 380 (3.6L Pentastar V6 AWD)	418 (3.6L Pentastar V6 FWD)
Fuel Tank Capacity (gal)	19	19
Available Engines	3.6L Pentastar V6 VVT	3.6L Pentastar V6
Drivetrains	FWD/AWD	FWD
Wheelbase	121.6	121.6
Overall Height	69.9/70.7	69.9
Overall Width	79.6	79.6
Overall Length	204.3	203.8
Seating Capacity (max occupants)	up to 8	7
Headroom (front/rear)	40.1/39.6/38.7	40.1/39.6/38.7
Legroom (front/rear)	41.1/39/36.5	41.1/39/36.5
Shoulder Room (front/rear)	63.8/63/61.2	63.8/63/61.2
Hip Room (front/rear)	59/64.8/49.5	59/64.8/49.5
Cargo Volume (cu ft)	140.5	140.5
Curb Weight (lb)	4,521 (FWD)/4,883 (AWD)	4,330
Towing Capacity <sup>(19)</sup> (lb)	3,600 (FWD/AWD)	N/A
EPA Interior Volume (cu ft)	165	165
Ground Clearance	5.1 (FWD)/5.4 (AWD)	5.1

COMPARE +  
LAW ENFORCEMENT

**DODGE DURANGO PURSUIT**

Manufacturer's-Estimated MPG <sup>(18)</sup> (city/hwy)	18/25 (3.6L Pentastar V6 AWD) 14/22 (5.7L HEMI® V8 AWD)
Manufacturer's-Estimated Total Range <sup>(18)</sup> (miles)	615 (3.6L Pentastar V6)/541 (5.7L HEMI V8)
Fuel Tank Capacity (gal)	24.6
Available Engines	3.6L Pentastar V6/5.7L HEMI V8
Drivetrains	AWD
Interior Volume (cu ft)	133.9
Wheelbase	119.8
Overall Height	72.9 (with antenna)
Overall Width	85.5
Overall Length	200.8
Power (hp @ rpm)	360 @ 5,150 (5.7L HEMI V8)
Torque (lb-ft @ rpm)	390 @ 4,250 (5.7L HEMI V8)
Alternator Output (amp)	220
Maximum GVWR (lb)	7,100 (5.7L HEMI V8)
Cargo Volume (cu ft)	84.5
Towing Capacity <sup>(19)</sup> (lb)	7,200 (5.7L HEMI V8)

**RAM 2500/3500 HEAVY DUTY SSV**

Manufacturer's-Estimated MPG <sup>(18)</sup> (city/hwy)	N/A
Manufacturer's-Estimated Total Range <sup>(18)</sup> (miles)	N/A
Fuel Tank Capacity (gal)	28/31/32/50
Available Engines	6.4L HEMI V8/6.7L Cummins® Turbo Diesel I-6/ 6.7L Cummins High Output Turbo Diesel I-6 (3500 only)
Drivetrains	4x4
Interior Volume (cu ft)	62.5/124.6 (Regular Cab/Crew Cab)
Wheelbase	140.2 - 169.3
Overall Height	80.1 - 80.2
Overall Width	79.4/96.4 (SRW/DRW)
Overall Length	232 - 260.8
Power (hp @ rpm)	410 @ 5,600/370 @ 2,800/420 @ 2,800
Torque (lb-ft @ rpm)	429 @ 4,000/850 @ 1,700/1,075 @ 1,800
Alternator Output (amp)	220
Maximum GVWR (lb)	10,000/14,000 (2500/3500)
Cargo Volume (cu ft)	57.5/74.7 (6'4" bed/8' bed)
Towing Capacity <sup>(19)</sup> (lb)	19,980/34,650 (2500/3500)

All dimensions and specifications are based on 2023MY vehicle information. Information may vary by model/trim, maximum shown. Please see your sales consultant for details.  
All dimensions are in inches unless noted otherwise.

# 2024 CHRYSLER PACIFICA/CHRYSLER PACIFICA PHEV/CHRYSLER VOYAGER



## SELECT FEATURES

- 7-inch Digital Cluster
- Active Noise Cancellation
- Electronic Stability Control (ESC)<sup>(6)</sup>
- Fuel Tank – 19-gallon on gas/16.5-gallon on Hybrid
- Locking Glove Box
- Passive/Keyless Entry, All Doors
- Power Driver's Seat with Auto Advance 'n Return
- Power Outlet – 12-volt
- Power-Sliding Doors and Liftgate
- Rear Window Defroster
- Remote Start<sup>(12)</sup> System/Security Alarm<sup>(24)</sup>
- Storage Floor Tray
- Uconnect® 5 with 10.1-inch HD Touchscreen Radio

## SAFETY & SECURITY

- 360° Surround-View Camera<sup>(1)</sup> (Available)
- Adaptive Cruise Control (ACC) with Stop and Go<sup>(2)</sup>
- Air Bags<sup>(21)</sup> – Advanced multistage driver's and front-passenger include low-risk deployment
  - Supplemental driver's and front-passenger front-seat-mounted side
  - Driver's and front-passenger inflatable knee blocker
  - Supplemental side-curtain for outboard passengers in all three rows
- Auto High-Beam Headlamp Control
- Automatic Pedestrian Emergency Braking<sup>(8)</sup>
- Full-Speed Forward Collision Warning Plus<sup>(6)</sup>
- LaneSense® Lane Departure Warning Plus with Lane Keep Assist<sup>(10)</sup>
- LED Exterior Lighting
- Parallel and Perpendicular Park Assist with Stop<sup>(11)</sup> (Available)
- ParkSense® Front Park Assist with Stop<sup>(11)</sup> (Available)
- Rain-Sensitive Windshield Wipers
- Sentry Key® Antitheft Engine Immobilizer

ENGINES	HORSEPOWER <sup>(22)</sup>	TORQUE <sup>(22)</sup>
3.6L Pentastar® V6 VVT	287 hp @ 6,400 rpm	262 lb-ft @ 4,000 rpm
3.6L Pentastar V6 Hybrid Atkinson Cycle	260-hp (194-kW) total system power	–

EXTERIOR DIMENSIONS*	
Wheelbase	121.6
Overall Length	204.3
Overall Width	79.6
Height (FWD / AWD)	69.9 / 70.7
Turning Diameter (max; ft; FWD / AWD)	39.7 / 40.2
Front Track (FWD / AWD / Hybrid)	68.3 / 68.8 / 68.2
Rear Track (FWD / AWD / Hybrid)	68.3 / 68.8 / 68.2
Base Curb Weight (FWD / AWD / Hybrid)	4,521 / 4,883 / 5,010

CARGO AND FUEL	
Maximum Interior Cargo Room (cu ft; behind first row)	140.5
Maximum Interior Cargo Room (cu ft; behind second row)	87.5
Maximum Interior Cargo Room (cu ft; behind third row)	32.3
Fuel Tank (gal; gas / Hybrid)	19 / 16.5

FUEL ECONOMY <sup>(18)</sup>	
Fuel Economy (manufacturer's-estimated mpg)	City / Hwy
– 3.6L Pentastar V6 VVT FWD / AWD	19 / 28 / 17 / 25
– 3.6L Pentastar V6 Hybrid Atkinson Cycle	82 MPGe <sup>(26)</sup>

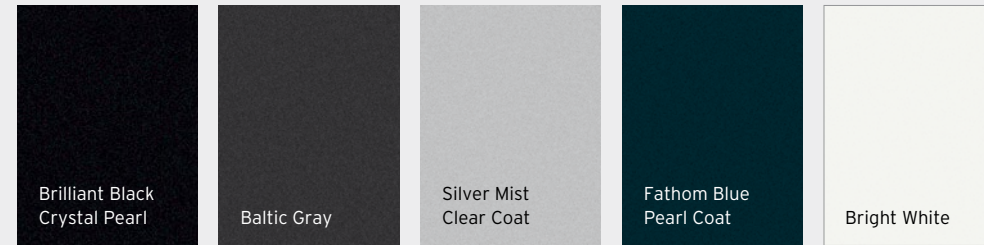
INTERIOR DIMENSIONS*	
First Row	
– Headroom (without sunroof)	40.1
– Legroom	41.1
– Shoulder room	63.8
– Hip room	59
Second Row	
– Headroom (without sunroof)	39.6
– Legroom	39
– Shoulder room	63
– Hip room	64.8
Third Row	
– Headroom	38.7
– Legroom	36.5
– Shoulder room	61.2
– Hip room	49.5

\*Based on 2023MY vehicle information. All dimensions are in inches unless otherwise noted. Information may vary by model/trim.



# 2024 CHRYSLER PACIFICA/CHRYSLER PACIFICA PHEV/CHRYSLER VOYAGER

## EXTERIOR PAINT COLORS



### STANDARD FEATURES AND OPTIONS

CPOS	Voyager 2DE	Pacifica Touring 2DW	Pacifica Touring L 2DL	Pacifica Limited 2DP	Pacifica Pinnacle™ 2DS
<b>ENGINES / TRANSMISSIONS</b>					
3.6L Pentastar® V6 Variable Valve Timing (VVT) with Engine Stop/Start (ESS) Technology and 9-speed Automatic (ERC/DFH)	•	•	•	•	•
3.6L Pentastar V6 Hybrid Atkinson Cycle with Electrically Variable Transmission (EVT) (EH3/DFQ)			0	0	0
<b>MECHANICAL FEATURES</b>					
All-Wheel Drive (AWD) (non-Hybrid only)			0	0	0
– Front-Wheel Drive (FWD)	•	•	•	•	•
Alternator – 180-amp (non-Hybrid only) (BAD)	•	•	•		
– 220-amp (included with Uconnect® Theater Family Group and Premium Package; non-Hybrid only) (BAJ)			P	•	•
– Alternator Delete (Hybrid only) (BA8)			P	P	P
Battery – 650-amp, Absorbent Glass Mat (AGM) (BCZ)	•	•	•	•	•
– Auxiliary battery (packaged with ESS dual battery system; non-Hybrid only) (BC1)		P	P	P	P
– Battery charge indicator (Hybrid only) (XAT)			P	P	P
6.6-kW Battery Charger with Cord (Hybrid only) (XFE)			P	P	P
Brakes – Four-wheel antilock disc regenerative brakes (Hybrid only) (BRT)			P	P	P
– Four-wheel antilock with discs (FWD non-Hybrid only) (BRG)	•	•	•	•	•
– Four-wheel antilock with heavy-duty discs (AWD only) (BR3)			P	P	P
Engine Block Heater (non-Hybrid only) (NHK)	•	0	0	0	0
Defroster – Rear (GFA)	•	•	•	•	•
Fuel Tank – 16.5-gallon (Hybrid only) (NF3)			P	P	P
– 19-gallon (non-Hybrid only) (NF1)	•	•	•	•	•
Suspension – Heavy-duty (Hybrid only) (SDB)			P	P	P
– AWD (non-Hybrid only) (SDE)			P	P	P

### STANDARD FEATURES AND OPTIONS

CPOS	Voyager 2DE	Pacifica Touring 2DW	Pacifica Touring L 2DL	Pacifica Limited 2DP	Pacifica Pinnacle™ 2DS
<b>MECHANICAL FEATURES (CONTINUED)</b>					
Suspension (continued) – Touring (non-Hybrid only) (SDC)	•	•	•	•	•
Tip Start (XBN)	•	•	•	•	•
<b>EXTERIOR FEATURES</b>					
Daylight Opening – Bright (not available with S Appearance Package or 18-inch S Appearance Package) (MMP)	•	•	•	•	
– Black (included with S Appearance Package and 18-inch S Appearance Package) (MMR)		P	P	P	
– Platinum Chrome (MMF)					•
Door Handles – Body-color (included with S Appearance Package) (MNK)	•	•	•	•	
– Platinum Chrome (MNU)					•
Doors – Power-sliding (JRK)	•	•	•	•	•
– Hands-free power-sliding doors (included with Uconnect Theater Family Group and Premium Package) (XZ3)			P	P	•
Fog Lamps – LED (LNV)		•	•	•	•
– Chrome accent bezels (LTB)		•	•	•	•
Glass – Sunscreen (GAE)	•	•	•	•	•
– Acoustic windshield (GAK)		•	•	•	•
– Laminated front-door glass (GAP)			P	•	•
Grille – Black (MFS)	•				
– Black upper with Bright surround (MFF)		•	•	•	•
– Black with Gloss Black surround (included with S Appearance Package and 18-inch S Appearance Package) (ML1)		P	P	P	
Headlamps – Halogen (LMA)	•				
– Auto High-Beam Control (LMS)		•	•	•	•
– Automatic (LMG)		•	•	•	•
– LED low-/high-beam (LM6)		•	•	•	•

• = Standard. 0 = Optional. P = Available with Package noted. F = Fleet only.

# 2024 CHRYSLER PACIFICA/CHRYSLER PACIFICA PHEV/CHRYSLER VOYAGER

STANDARD FEATURES AND OPTIONS	Voyager	Pacifica Touring	Pacifica Touring L	Pacifica Limited	Pacifica Pinnacle™
CPOS	2DE	2DW	2DL	2DP	2DS
<b>EXTERIOR FEATURES (CONTINUED)</b>					
Headlamps (continued) – Daytime running (LM1)		•	•	•	•
Liftgate – Power (JRC)	•	•	•	•	•
– Hands-free power (included with Uconnect® Theater Family Group and Premium Package) (XZ2)			P	•	•
Mirrors – Power, Black, heated (GPK)	•				
– Foldaway, power, heated, Gloss Black with supplemental turn indicator (GUR)		•	•		
– Power-folding, power-adjust, heated with memory feature, courtesy lamps, supplemental turn indicator, auto-adjust-in-Reverse and auto-fold-in-Park with Gloss Black exterior (memory mirrors not available on Hybrid) (GPL)				•	
– Power-folding, power-adjust, heated with memory feature, courtesy lamps, supplemental turn indicator, auto-adjust-in-Reverse and auto-fold-in-Park with Platinum Chrome/Body-color exterior (GU5)					•
Molding – Bodyside, Bright (not available with S Appearance Package; non-Hybrid only) (MHE)				•	
– Platinum Chrome (MJB)					•
Roof Rack – Stow N Place®, Black (non-Hybrid only; packaged with S Appearance Package and 18-inch S Appearance Package) (MW1)		P	P	P	
– Stow N Place with Platinum Chrome side rails (MNF)					•
Sill Appliqué – Body-color (MPK)	•	•	•	•	•
Sill – Bright front-door scuff pads (CLT)					•
Tires – 235/65R17 BSW All-Season (A/S) (standard on Front-Wheel Drive (FWD) Voyager, Touring and Touring L models) (TMK)	•	•	•		
– 235/60R18 BSW A/S self-sealing (included with S Appearance Package; Hybrid only) (TMH)			P		
– 235/60R18 BSW A/S (included with S Appearance Package; not available on Pinnacle FWD/All-Wheel Drive (AWD)) (TWZ)				P	•
– 245/50R20 BSW A/S self-sealing (non-Hybrid only; included with S Appearance Package) (TP3)			P	P	•
– 245/60R18 BSW A/S self-sealing (non-Hybrid only; included with S Appearance Package and 18-inch S Appearance Package on FWD Touring) (TJK)		P		•	
– Puncture sealant and portable air compressor (standard on FWD Voyager, Touring, Touring L, and all Hybrid models) (XAH)	•	•	•	•	•
Sunroof – Dual-pane panoramic – Power front, fixed rear (includes power open/close shade) (GWJ)			O	•	•
Wheels – 17-inch fully painted Tech Silver cast aluminum (standard on FWD Voyager, Touring and Touring L) (WFN)	•	•	•		
– 17-inch Diamond-Cut with Baltic Gray pockets aluminum (WJR)				•	
– 18-inch Foreshadow-finish aluminum (included with S Appearance Package; Hybrid only) (WP6)			P	P	
– 18-inch polished aluminum wheels (Touring FWD) (WDR)		O			
– 18-inch painted aluminum (non-Hybrid only) (WBA)				•	
– 18-inch Foreshadow-finish aluminum (included with S Appearance Package and 18-inch S Appearance Package; non-Hybrid only) (WK3)		P	P		
– 18-inch painted aluminum (non-Hybrid only; standard on AWD Touring L) (WBS)			•		
– 18-inch polished with Baltic Gray pockets aluminum (Hybrid only) (WDP)					•

• = Standard. O = Optional. P = Available with Package noted. F = Fleet only.

STANDARD FEATURES AND OPTIONS	Voyager	Pacifica Touring	Pacifica Touring L	Pacifica Limited	Pacifica Pinnacle™
CPOS	2DE	2DW	2DL	2DP	2DS
<b>EXTERIOR FEATURES (CONTINUED)</b>					
Wheels (continued) – 20-inch Foreshadow-finish aluminum (non-Hybrid only; included with S Appearance Package) (WPF)			P	P	
– 20-inch polished with Baltic Gray pockets aluminum (non-Hybrid only) (WH5)					•
Windshield Wipers – Front, variable intermittent (JHA)	•				
– Front, rain-sensitive (JHC)		•	•	•	•
– Rear wiper/washer (JHB)	•	•	•	•	•
<b>INTERIOR FEATURES</b>					
Air Conditioning – Three-Zone temperature control (HAK)	•				
– Three-Zone automatic temperature control (HAH)		•	•	•	•
Door Locks – Power (JPB)	•	•	•	•	•
Chrysler Air Filtration System	•	•	•	•	•
Headliner – Deluxe (CHE)	•	•	•	•	
– Suede (CHG)					•
Grocery Bag Hooks – On third-row seatbacks (XGH)			•	•	•
Lighting – Front and rear LED lamps (LBR)	•	•	•	•	•
– Cargo compartment lamp (LDB)	•	•	•	•	•
– Footwell courtesy lamp (LBB)					•
– Interior door handle LED lamps (LB3)			•	•	•
– Front, courtesy lamp (LCA)	•	•	•	•	•
– Glove box lamp (LBC)		•	•	•	•
– Liftgate floodlamp (LDF)		•	•	•	•
– Overhead, ambient surround (LCJ)	•	•	•	•	•
– Rear reading/courtesy lamps (LBH)		•	•	•	•
– Rear ambient lighting (LCU)					•
– Illuminated map pocket and puddle lamp (LCN)					•
Mirrors – Auto-dimming rearview (included with Uconnect Theater Family Group) (GNK)			P	•	•
– Illuminated visor vanity (GN9)	•	•	•	•	•
Power Outlets – Auxiliary, 12-volt (JJJ/JKP)	•	•	•	•	•
– Auxiliary, 115-volt (included with Uconnect Theater Family Group and Premium Package) (JKV)			P	P	•
Remote Start <sup>(2)</sup> System (XBM)	•	•	•	•	•
Shades – Second- and third-row retractable (non-Hybrid only; included with Uconnect Theater Family Group) (GF1)			P	•	•
– Second-row (non-Hybrid only) (GF3)			•		
– Second- and third-row retractable (Hybrid only) (GF1)				P	•
Steering Column – Tilt/telescoping (SUD)	•	•	•	•	•
Steering Wheel – Heated (NHS)	•	•	•	•	•



# 2024 CHRYSLER PACIFICA/CHRYSLER PACIFICA PHEV/CHRYSLER VOYAGER

STANDARD FEATURES AND OPTIONS	Voyager	Pacifica Touring	Pacifica Touring L	Pacifica Limited	Pacifica Pinnacle™
CPOS	2DE	2DW	2DL	2DP	2DS
<b>INTERIOR FEATURES (CONTINUED)</b>					
Steering Wheel (continued) – Mounted audio controls (RDZ)	•	•	•	•	•
– Techno-leather-wrapped (SCJ)	•	•	•	•	•
Storage – Floor tray (CVU)		•	•	•	•
– Floor console (CUC)	•				
– Full-length upgraded floor console (CUP)		•			
– Super Console with covered storage (includes illuminated cup holders) (CM7)			•	•	
– Integrated Premium Console (includes illuminated cup holders) (CM5)				•	
– Integrated Ultra Console (includes illuminated cup holders) (CVM)					•
– Glove box, locking (JKA)	•	•	•	•	•
– Lower instrument panel drawer (RF9)	•	•	•		
Stow 'n Vac Integrated Vacuum Cleaner (non-Hybrid only; included with Uconnect® Theater Family Group and Premium Package) (CJW)			P	P	•
Trip Computer – Electronic Vehicle Information Center (EVIC) 7-inch configurable digital display in instrument cluster; controls mounted on steering wheel (LAZ)	•	•	•	•	•
Universal Garage Door Opener (XGD)				•	•
Windows – Front, power with driver's one-touch up/down, front-passenger one-touch down (JP3)	•	•	•		
– Power front and rear one-touch up/down (included with Uconnect Theater Family Group and Premium Package) (JSB)			P	•	•
– Power second-row (JPG)	•	•	•	•	•
Wireless Charging Pad (RFX)				•	•
<b>SEATING AND TRIM</b>					
Seats – Driver's four-way power lumbar-adjust (included with power driver's seat) (JPU)	•	•	•	•	•
– Eight-way power driver's (JVG)	•	•	•	•	•
– Eight-way power front-passenger (included with Uconnect Theater Family Group and Premium Package) (JWG)			P	•	•
– Heated second-row (non-Hybrid only; included with Uconnect Theater Family Group and Premium Package) (JPZ)			P	•	•
– Heated front (JPM)	•	•	•	•	•
– Cloth bucket (*H7)	•	•			
– Caprice leatherette-trimmed bucket (*SJ)			•	•	
– Premium Nappa leather-trimmed bucket (*AL)				•	
– Premium Nappa leather-trimmed quilted bucket (*DL)					•
– Caprice leatherette-trimmed with S logo (included with S Appearance Package and 18-inch S Appearance Package) (*GJ)			P		
– Premium Nappa leather-trimmed with S logo (included with S Appearance Package) (*RL)				P	
– Second- and third-row Stow 'n Go® that fold in the floor and include second-row in-floor storage bins (non-Hybrid only) (CYC)	•	•	•	•	

STANDARD FEATURES AND OPTIONS	Voyager	Pacifica Touring	Pacifica Touring L	Pacifica Limited	Pacifica Pinnacle™
CPOS	2DE	2DW	2DL	2DP	2DS
<b>SEATING AND TRIM (CONTINUED)</b>					
Seats (continued) – Easy slide second-row Captain's Chairs (Hybrid and Pinnacle) (CY3)			•	•	•
– Auto Advance 'n Return, driver's-side (non-Hybrid only) (CJK)		•	•	•	•
– Auto Advance 'n Return, passenger-side (non-Hybrid only; included with Uconnect Theater Family Group and Premium Package) (CJZ)			P	•	•
– Third-row power-folding Stow 'n Go 60/40 split-bench that folds in the floor (non-Hybrid only; included with Uconnect Theater Family Group) (JRJ)				P	•
– Third-row Stow 'n Go 60/40 split-bench that folds in the floor (CFX)	•	•	•	•	•
– Eight-passenger seating (included with Uconnect Theater Family Group and Premium Package; Front-Wheel Drive (FWD) non-Hybrid only) (CYF)			P		
– Ventilated front (CAJ)				•	•
<b>UCONNECT MULTIMEDIA</b>					
SiriusXM® Radio <sup>(13)</sup> (three-month trial subscription) (RSD)	•	•	•	•	•
Sound Systems – Harman Kardon® 20 speakers (includes 760-watt amplifier; standard on Pinnacle Hybrid; included with Uconnect Theater Family Group) (RGE)				P	•
– Harman Kardon 19 speakers with 10-inch subwoofer (includes 760-watt amplifier; non-Hybrid only; included with Uconnect Theater Family Group) (RCA)				P	•
– Alpine® 13 speakers (includes 506-watt amplifier; included with Uconnect Theater Family Group and Premium Package) (RC3)			P	•	
– Six speakers (includes Active Noise Cancellation) (RCG)	•	•	•	•	
Uconnect 5 with 7-inch Display – Includes 7-inch touchscreen, AM/FM, USB host flip, hands-free phone and audio, Android Auto, <sup>TM(3)</sup> Apple CarPlay <sup>TM(4)</sup> and available SiriusXM Radio <sup>(13)</sup> (UBC)	•				
Uconnect 5 with 10.1-inch Display – Includes 10.1-inch touchscreen, AM/FM, USB host flip, hands-free phone and audio, Android Auto, <sup>(3)</sup> Apple CarPlay <sup>(4)</sup> and available SiriusXM with 360L <sup>(13)</sup> (UBG)		•	•		
Uconnect 5 NAV with 10.1-inch Display – Includes 10.1-inch touchscreen, AM/FM, USB host flip, Integrated Voice Command, Android Auto, <sup>(3)</sup> Apple CarPlay <sup>(4)</sup> HD radio, Navigation and available SiriusXM with 360L <sup>(13)</sup> (included with Uconnect Theater Family Group) (UBN)				P	•
Integrated Voice Command (included with Uconnect 5 NAV with 10.1-inch display) (XRB)			P	•	•
<b>SAFETY &amp; SECURITY</b>					
Adaptive Cruise Control (ACC) with Stop and Go <sup>(2)</sup> (NHZ)		•	•	•	•
Air Bags <sup>(21)</sup> – Advanced multistage driver's and front-passenger (CG3)	•	•	•	•	•
– Driver's- and front-passenger-side inflatable knee blocker (CGY/CHF)	•	•	•	•	•
– Supplemental front-seat-mounted side (CJ1)	•	•	•	•	•
– Supplemental side-curtain, for outboard passengers in all three rows (CJ5)	•	•	•	•	•
Blind Spot Monitoring (BSM) <sup>(5)</sup> and Rear Cross-Path Detection System <sup>(1)</sup> (XAN)		•	•	•	•
Child Seat Anchor System (LATCH) (CGU)	•	•	•	•	•
Electric Parking Brake (XC4)	•	•	•	•	•

• = Standard. 0 = Optional. P = Available with Package noted. F = Fleet only.

# 2024 CHRYSLER PACIFICA/CHRYSLER PACIFICA PHEV/CHRYSLER VOYAGER

STANDARD FEATURES AND OPTIONS	Voyager	Pacifica Touring	Pacifica Touring L	Pacifica Limited	Pacifica Pinnacle™
CPOS	2DE	2DW	2DL	2DP	2DS

## SAFETY & SECURITY (CONTINUED)

Electronic Stability Control (ESC) <sup>(6)</sup> (BNB)	•	•	•	•	•
FamCAM™ <sup>(27)</sup> – Interior rear-facing camera (included with Uconnect® Theater Family Group and Premium Package) (XPR)			P	P	•
Full-Speed Forward Collision Warning Plus <sup>(8)</sup> (LSU)	•	•	•	•	•
KeySense® (included with Uconnect Theater Family Group and Premium Package) (GX3)			P	P	•
LaneSense® Lane Departure Warning Plus with Lane Keep Assist <sup>(10)</sup> (LAS)		•	•	•	•
Automatic Pedestrian Emergency Braking <sup>(8)</sup> (LST)	•	•	•	•	•
Parallel and Perpendicular Park Assist with Stop <sup>(11)</sup> (included with Safety Sphere Package) (XH5)			P	P	•
ParkSense® Front/Rear Park Assist with Stop <sup>(11)</sup> (included with Safety Sphere Package) (XH4)			P	P	•
ParkSense Rear Park Assist with Stop <sup>(11)</sup> (included with SafetyTec™ Package) (XH3)		•	•	•	
ParkView® Rear Back-Up Camera <sup>(1)</sup> (XAC)	•	•	•	•	
Remote Keyless Entry (GXM)	•	•	•	•	•
Remote Proximity – All doors (GXD)		•	•	•	•
Security Alarm <sup>(24)</sup> (LSA)	•	•	•	•	•
360° Surround-View Camera <sup>(1)</sup> (included with Safety Sphere Package) (XAK)			P	P	•
Tire Pressure Monitoring Display (XGM)	•	•	•	•	•
Trailer Sway Damping <sup>(6)</sup> (packaged with Trailer Tow Group with 3,600-lb Rating; non-Hybrid only) (BNT)				P	P

## PACKAGES/EQUIPMENT GROUPS

18-inch S Appearance Package – Includes Piano Black interior accents, S badge, Anodized Ink badging, Anodized Ice Cave accents, Black daylight opening moldings, premium front fascia upper/lower grilles with Black surround, premium rear fascia, Black Stow N Place® roof rack, 18-inch S Model aluminum wheels and unique S Appearance Package seats (non-Hybrid only) (ADT)			0		
Uconnect Theater Family Group – Includes rear-seat entertainment with Amazon Fire TV® Built-In <sup>(17)</sup> KeySense, interior rear-facing FamCAM <sup>(27)</sup> camera, 115-volt auxiliary power outlet, video remote control, HDMI input, video USB port, two 10-inch seatback touchscreens, video USB port on Touring L and Limited (standard on Pinnacle), 220-amp alternator, Stow 'n Vac integrated vacuum cleaner, heated second-row seats and Blu-ray™/DVD player on Touring L, eight-passenger seating on Front-Wheel Drive (FWD) Touring L, Auto Advance 'n Return front-passenger seat, eight-way power front-passenger seat, hands-free power liftgate, hands-free power-sliding doors, power front and rear one-touch up/down windows, rearview auto-dimming mirror, 13-speaker Alpine® and Uconnect 5 NAV with 10.1-inch display on Touring L, and Blu-ray/DVD player on non-Hybrid, 19-speaker Harman Kardon® with subwoofer on Touring L and power-folding third-row seats on Limited; Pinnacle adds Uconnect Theater with streaming apps (AEZ/AT3)			0	0	•

STANDARD FEATURES AND OPTIONS	Voyager	Pacifica Touring	Pacifica Touring L	Pacifica Limited	Pacifica Pinnacle™
CPOS	2DE	2DW	2DL	2DP	2DS

## PACKAGES/EQUIPMENT GROUPS (CONTINUED)

Safety Sphere – Includes Parallel and Perpendicular Park Assist with Stop <sup>(11)</sup> ParkSense Front/Rear Park Assist with Stop <sup>(11)</sup> and 360° Surround-View Camera <sup>(1)</sup> (restrictions apply) (AAU)			0	0	•
S Appearance Package – Includes Gloss Black mirrors on Limited, Piano Black interior accents, S badge, Anodized Ink badging, Black daylight opening moldings, premium front fascia upper/lower grilles with Black surround, premium rear fascia, unique aluminum S Model wheels, unique S Appearance Package seats on Touring L and Limited, Anodized Ice Cave accents on Touring L, and Black Stow N Place roof rack on Touring and Touring L (restrictions apply) (ADS)		0	0	0	
Trailer Tow Group with 3,600-lb Rating – Includes trailer tow seven-/four-pin wiring harness, 2-inch hitch receiver and Trailer Sway Damping <sup>(6)</sup> and heavy-duty radiator (non-Hybrid only) (AHT)				0	0
Premium Package – Includes passenger-side Auto Advance 'n Return (non-Hybrid), eight-way power front-passenger seat, hands-free power-sliding doors, KeySense, FamCAM <sup>(27)</sup> camera, 115-volt auxiliary power outlet, power front and rear one-touch up/down windows, Alpine 13 speakers, hands-free power liftgate, 220-amp alternator on non-Hybrid, Stow 'n Vac integrated vacuum cleaner on non-Hybrid, heated second-row seats on non-Hybrid and eight-passenger seating on FWD Touring L (not available with Uconnect Theater Family Group) (AC7)			0		
Family Convenience Group – Includes in-vehicle intercom (AAE)					•
Navigation Radio Unavailable – Includes Uconnect 5 with 10.1-inch display (AW8)					0
Mopar® Roadside Emergency Kit – Includes Toolkit, Reflecting Triangle and First Aid Kit (not available with eight-passenger seating) (ACK)	0	0	0	0	0
Mopar Interior Protection Package A – Includes All-Weather Floor Mats - Stow 'n Go®, Rear Cargo Bin Stow 'n Go Storage, Cargo Area Liner, All-Weather Floor Mats, All-Weather Cargo Floor Mats and Bright Door Sills (restrictions apply) (ACX)	0	0	0	0	
Fleet Security Group – Includes SiriusXM Guardian™ <sup>(14)</sup> trial, Global Telematics Box Module (TBM), 4G LTE Wi-Fi Hotspot <sup>(30)</sup> TomTom® Traffic and Travel Services <sup>(33)</sup> and two additional key fobs	0				
SafetyTec – Includes Advanced Brake Assist; power heated Gloss Black mirrors; 17-inch inflatable spare tire; Uconnect 5 with 10.1-inch Display – Includes 10.1-inch touchscreen, AM/FM, USB host flip, hands-free phone and audio, Android Auto <sup>(3)</sup> Apple CarPlay™ <sup>(4)</sup> and available SiriusXM® with 360L <sup>(13)</sup> (UBG); portable air compressor; Blind Spot Monitoring (BSM) <sup>(5)</sup> and Rear Cross-Path Detection System <sup>(1)</sup> ; inflatable spare tire kit; and ParkSense Rear Park Assist with Stop <sup>(11)</sup>	0				
SafetyTec Plus – Includes 7-inch full-color Thin Film Transistor (TFT) display, rain-sensitive windshield wipers, LaneSense Lane Departure Warning Plus with Lane Keep Assist <sup>(10)</sup> Auto High-Beam Headlamp Control, and Adaptive Cruise Control (ACC) with Stop and Go <sup>(2)</sup>	F				



# 2024 DODGE DURANGO PURSUIT



## SELECT FEATURES

- 8-speed Automatic Transmission with Instrument Panel-Mounted Shift Lever
- 255/60R18BSW On-/Off-Road Tires – V-speed rating
- All-Wheel Drive (AWD) System – Single-speed (two-speed available on V8)
- Alternator – 220-amp, heavy-duty
- Auxiliary Power Outlet – 12-volt
- Battery – 650-amp (Standard), 800-amp (Available with 5.7L HEMI® V8)
- Brakes – Antilock four-wheel disc, heavy-duty BR9 brake system
- Engine Hour Meter/Engine Idle Hour Meters
- Glass – Deep-tint sunscreen on rear doors, quarter panels and rear liftgate
- Headliner with Two Red/White LED Dome Lamps
- Heavy-Duty Engine Cooling Package
- Mini Center Floor Console, Police
- Push-Push Fuel-Filler Door
- Rear Load-Leveling Suspension
- Speed Control
- Steel Wheels with Chrome Center Caps
- Tri-Zone Air Conditioning with Air Filtration
- Vehicle System Interface Module (VSIM)
- Vinyl Floor Covering

## SAFETY & SECURITY

- Active Head Restraints<sup>(25)</sup>
- Air Bags<sup>(21)</sup> – Advanced multistage driver's and front-passenger, advanced side-curtain and supplemental front-seat side
- Four-Wheel Disc Antilock Brake System with Electronic Brake-Force Distribution
- ParkView® Rear Back-Up Camera<sup>(1)</sup> with ParkSense® Rear Park Assist<sup>(11)</sup>
- Rain Brake Support
- Ready Alert Braking
- Trailer Sway Control<sup>(6)</sup>

ENGINES	HORSEPOWER <sup>(22)</sup>	TORQUE <sup>(22)</sup>
3.6L Pentastar® V6 AWD	293 hp @ 6,400 rpm	260 lb-ft @ 4,000 rpm
5.7L HEMI V8 AWD	360 hp @ 5,150 rpm	390 lb-ft @ 4,250 rpm

FUEL ECONOMY <sup>(18)</sup>	
Fuel Economy (manufacturer's-estimated mpg)	City/Hwy
– 3.6L Pentastar V6 AWD	18/25
– 5.7L HEMI V8 AWD	14/22

EXTERIOR DIMENSIONS*	
Wheelbase	119.8
Overall Length	200.8
Overall Width	85.5
Overall Height	72.9
Running Ground Clearance	8.1
Approach Angle	20
Departure Angle	21.5
Breakover Angle	18.1
Front Track	63.9
Rear Track	64.1
Base Curb Weights (lb) – 3.6L Pentastar V6 AWD	4,929
– 5.7L HEMI V8 AWD	5,214

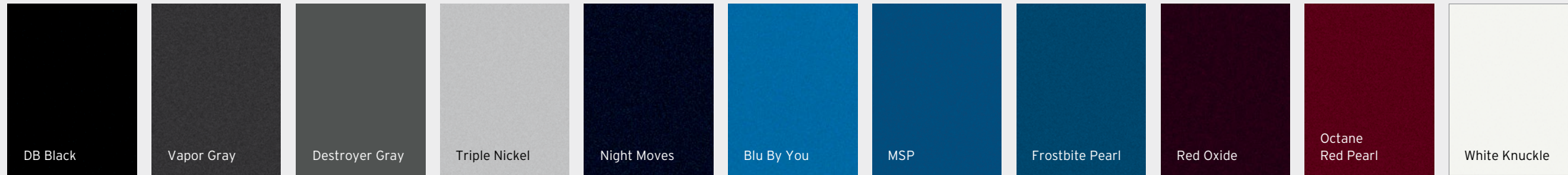
TOWING <sup>(19)</sup>	
Tow Class (max)	III
Maximum Towing (lb) – 3.6L Pentastar V6 AWD	6,200
– 5.7L HEMI V8 AWD	7,200

INTERIOR DIMENSIONS*	
First Row	
– Headroom	39.9
– Legroom	40.3
– Shoulder room	58.5
– Hip room	57
Second Row	
– Headroom	39.8
– Legroom	38.6
– Shoulder room	57.7
– Hip room	55.5
Cargo Volume (cu ft) – Behind second row	43.3
– Behind front-row seats with rear seats folded	85.1
Seating Capacity (max occupants)	5
Fuel Tank Capacity (gal)	24.6

\*Based on 2023MY vehicle information. All dimensions are in inches unless otherwise noted.

# 2024 DODGE DURANGO PURSUIT

## EXTERIOR PAINT COLORS



### STANDARD FEATURES AND OPTIONS

<b>CPOS</b>	<b>Pursuit</b> 2BZ/22Z
-------------	---------------------------

#### ENGINES / TRANSMISSION

3.6L Pentastar® V6 with Engine Stop/Start (ESS) Technology and 8-speed Automatic (ERC)	•
5.7L HEMI® V8 with 8-speed Automatic (EZH)	0

#### MECHANICAL FEATURES

All-Wheel-Drive (AWD) Systems – Single-speed, full-time AWD includes MP 3010 transfer case (DHY)	•
– Two-speed, active on-demand AWD (packaged with 5.7L HEMI V8 and Trailer Tow Group IV) (DKA)	0
Alternator – Heavy-duty 220-amp (BAJ)	•
Battery – 650-amp (packaged with 3.6L Pentastar V6 and ESS technology) (BCZ)	•
– 800-amp (packaged with 5.7L HEMI V8) (BCF)	•
Brakes – Police Antilock Brake System four-wheel heavy-duty disc (BR9)	•
Engine Cooling – Upgraded heavy-duty (NMC)	•
Exhaust System – Single rear exhaust on right side	•
– Dual rear exhaust with Bright tips (packaged with 5.7L HEMI V8) (NEX)	•
Fuel Tank – 24.6-gallon with push-push fuel-filler door (NF4)	•
Instrument-Panel-Mounted Stalk Shifter (XE2)	•
Suspension – Rear load-leveling (SES)	•
– Police-tuned (SDB)	•
Wiring Prep – Exterior spot lamp (LNQ)	•

#### EXTERIOR FEATURES

255/60R18BSW On-/Off-Road Tires – V-speed rating (TXQ)	•
Doors – Driver’s- and passenger-side ballistic panel (XDG/XDV)	0
Fascias – Accent-color lower, Body-color upper (MLX/MBP)	•
Grille – Gloss Black with Granite inner (MAK)	•

### STANDARD FEATURES AND OPTIONS

<b>CPOS</b>	<b>Pursuit</b> 2BZ/22Z
-------------	---------------------------

#### EXTERIOR FEATURES (CONTINUED)

License Plate Brow – Chrome, with Dodge logo, license plate lamps and lock button (MDA)	•
Liftgate Spoiler – Body-color, includes Center High-Mounted Stop Lamp (CHMSL)	•
Lighting – LED daytime running headlamps (LMZ)	•
– Automatic headlamps (on/off) actuate when ambient light is at low levels, includes headlamps-on-with-wipers feature (LMG)	•
– LED low-/high-beam headlamps (LM6)	•
– Black headlamp bezels (MFA)	•
– Spot lamp wiring prep (LNQ)	•
Mirrors – Power, manual, foldaway with heating element (GYS)	•
Sill Moldings – Accent-color with Bright insert (MRF)	•
Wheels – 18-inch Technical Gray (WP1)	0
– 18-inch Black Steel (WBN)	•
Wheel Lip Moldings – Accent-color (MRD)	•
Wiper System – Front, variable/intermittent with 1-gallon fluid capacity (JHA)	•
– Rear, with fixed intermittent and continuous speeds, with washer (JHB)	•

#### INTERIOR FEATURES

7-inch Thin Film Transistor (TFT) Reconfigurable Digital Gauge Cluster – Includes custom-programmable features (JAJ)	•
Air Conditioning – Tri-Zone automatic temperature control, includes infrared sensors and rear-seat outlets (HAH)	•
Dodge Air Filtration System (JMA)	•
Cargo Area – Carpeted, with storage tray and cargo tie-down loops in floor, driver’s-side storage bin and 12-volt auxiliary power outlet (CKT/CLG/CKN/JJM/LBC)	•
Consoles – Overhead front with two LED map lamps and dome lamp with Red and White lighting (CUN)	•
– Full-length front floor with two illuminated cup holders and two-tier armrest storage (CUF)	0
Floor – Vinyl covering, Black (CKJ)	•

# 2024 DODGE DURANGO PURSUIT

STANDARD FEATURES AND OPTIONS	Pursuit
<b>CPOS</b>	2BZ/22Z
<b>INTERIOR FEATURES (CONTINUED)</b>	
Lighting – Glove box lamp, front fixed LED map lamps, second-row directional LED map lamps, courtesy door lamps, overhead console, rear-passenger overhead reading/courtesy lamps, cargo compartment lamp, Sapphire Blue interior switch lighting, and Sapphire Blue ambient LED lighting for the front door, inside handles and map pockets	•
Mini Police Console (CZX)	•
Power Outlets – Two 12-volt, located on the instrument panel and in the rear cargo compartment (JKP/JJM)	•
Rear Air Conditioning with Headliner Vents and Rear-Seat Controls (HBB)	•
Rearview Mirror – Day/night (GNK)	•
Seating – Five-passenger configuration only (CYD)	•
Seats – Bucket with Carolina mesh/shift cloth in Black (*C5)	•
– Cloth bucket with rear vinyl (*A7)	O
– Power-adjust eight-way driver’s and manual-adjust passenger (JPR)	•
– Power four-way driver’s lumbar-adjust (JPU)	•
– Front-passenger fold-flat (CDW)	•
Seats, Second-Row – 60/40-split Fold-and-Tumble, with head restraints <sup>(25)</sup> for the outboard seating positions (CFN)	•
Steering Wheel – Premium-wrapped, with audio and speed controls (RDZ)	•
– Tilt/telescoping steering column (SUD)	•
<b>UCONNECT® MULTIMEDIA</b>	
Media Hub – Includes two USB ports and an auxiliary jack (RSF)	•
Speakers – Six (two instrument-panel-mounted 2.5-inch tweeters, two front-door 6- x 9-inch full-range speakers and two rear-door 6.5-inch full-range speakers) (RCG)	•
Uconnect 4 with 8.4-inch Display – Includes Android Auto <sup>TM(3)</sup> and Apple CarPlay <sup>TM(4)</sup> compatibility and Integrated Voice Command (UAM)	•
Uconnect 5 NAV with 10.1-inch Display – Includes Android Auto <sup>(3)</sup> and Apple CarPlay <sup>(4)</sup> compatibility and Integrated Voice Command (UBN)	O

STANDARD FEATURES AND OPTIONS	Pursuit
<b>CPOS</b>	2BZ/22Z
<b>SAFETY &amp; SECURITY</b>	
Air Bags <sup>(21)</sup> – Advanced multistage and driver’s and front-passenger; inflate with a force appropriate to the severity of the frontal or near-frontal impact (CG3)	•
– Advanced side-curtain; provide additional protection to front and rear outboard occupants in the event of a rollover (CJ5)	•
– Advanced supplemental front-seat-side; provide additional protection in the event of a side-impact collision (CGS)	•
– Driver’s-side inflatable knee bolster (CGY)	•
Blind Spot Monitoring (BSM) <sup>(5)</sup> and Rear Cross-Path Detection System <sup>(1)</sup> (XAN)	•
Electronic Stability Control (ESC) <sup>(6)</sup> – Includes Vehicle Stability Management System, Electronic Roll Mitigation, All-Speed Traction Control, Brake Assist and four-channel Antilock Brake System (ABS) (BNB)	•
Hill Start Assist – Prevents vehicle from rolling back for two seconds when starting on an incline (BNG)	•
Keyless Enter 'n Go <sup>TM</sup> – Push-button ignition system with proximity entry: driver can leave the key fob in pocket or purse; the doors are unlocked by touching the exterior door handle, and the vehicle will start with the push of a button on the instrument panel when the brake pedal is depressed (GX4)	•
ParkView <sup>®</sup> Rear Back-Up Camera <sup>(1)</sup> – Includes ParkSense <sup>®</sup> Rear Park Assist <sup>(11)</sup> (XAC/XH3)	•
Ready Alert Braking – Anticipates situations when the driver may initiate an emergency stop and uses the ESC <sup>(6)</sup> pump to set the brake pads against the rotors, decreasing the time required for full brake application (BHD)	•
Sentry Key <sup>®</sup> Antitheft Engine Immobilizer – Electronic transponder in key determines if valid key is being used to start the vehicle (GXX)	•
Trailer Sway Control <sup>(6)</sup> – Works in tandem with ESC <sup>(6)</sup> to help improve handling in adverse towing conditions caused by crosswinds and traffic (BNT)	•
<b>PACKAGE/EQUIPMENT GROUP</b>	
Skid Plate Group – Includes skid plates for the fuel tank, transfer case, front suspension and front tow hooks (ADL)	O

• = Standard. O = Optional. P = Available with Package noted. F = Fleet only.



# 2024 RAM HEAVY DUTY SPECIAL SERVICE VEHICLE



## SELECT FEATURES

- 6.4L HEMI® V8 Engine / 8HP75 8-speed Automatic Transmission
- Alternator – 220-amp
- Automatic Headlamps
- Battery – 730-amp, maintenance-free
- Class V Hitch Receiver
- Driver's- and Passenger-Side Assist Handles
- Four-Wheel Antilock Disc Brakes
- Locking Tailgate
- Power Recirculating Ball Steering
- Ram Air Filtration System
- Rear Axle – 11.5-inch
- Tilt Steering Column
- Tinted Glass, All Windows
- Trailer-Tow Harness – Four-/seven-pin connector
- Variable/Intermittent Windshield Wipers

## SAFETY & SECURITY

- Air Bags<sup>(21)</sup> – Multistage driver's and front-passenger, supplemental side-curtain and side-seat
- Dynamic Front Crumple Zones and Side-Impact Door Beams
- Electronic Stability Control (ESC)<sup>(6)</sup> System – Includes Brake Assist, Electronic Roll Mitigation, Hill Start Assist, Rain Brake Support, Ready Alert Braking, Full-Function All-Speed Traction Control and Trailer Sway Damping<sup>(6)</sup>
- Enhanced Accident Response System

- ParkView® Rear Back-Up Camera<sup>(1)</sup>
- Sentry Key® Theft Deterrent System
- Tire Pressure Information System (3500 models)
- Tire Pressure Monitoring System with Display (2500 only)

## AVAILABLE FLEET FEATURES

- \*V9 Cloth Bench Seat Option for Tradesman®
- Front Fog Lamps for Tradesman
- Low-Volume Paint Options
- Mopar® Black Tubular Side Steps for Tradesman
- Mopar Under-Rail Box Bedliner
- ParkSense® Front and Rear Park Assist<sup>(11)</sup> for Tradesman
- Two Additional Key Fobs for Tradesman

ENGINES	HORSEPOWER <sup>(22)</sup>	TORQUE <sup>(22)</sup>
6.4L HEMI V8	410 hp @ 5,600 rpm	429 lb-ft @ 4,000 rpm
6.7L Cummins® Turbo Diesel	370 hp @ 2,800 rpm	850 lb-ft @ 1,700 rpm
6.7L High Output Cummins Turbo Diesel (3500 only)	420 hp @ 2,800 rpm	1,075 lb-ft @ 1,800 rpm

RAM 2500 EXTERIOR DIMENSIONS*				
All specs are for base models only.	Regular Cab		Crew Cab	
	8' Box	6'4" Box	8' Box	
Overall Width	83.5	83.5	83.5	
Overall Height (4x4)	80.2	80.2	80.1	
Overall Length	232	238.8	260.8	
Track – Front	68.7	68.7	68.7	
Track – Rear	68.1	68.1	68.1	
Wheelbase	140.2	149.1	169	

RAM 3500 EXTERIOR DIMENSIONS*						
All specs are for base models only.	Regular Cab			Crew Cab		
	8' Box	8' Box DRW	6'4" Box	8' Box	8' Box DRW	
Overall Width	83.5	96.5	83.5	83.5	96.5	
Overall Height (4x4)	80.4	79.5	80.3	79.8	79.3	
Overall Length	232	232	238.8	260.8	260.8	
Track – Front	67.7	67.7	67.7	67.7	67.7	
Track – Rear	67.1	75.9	67.1	67.1	75.9	
Wheelbase	140.2	140.2	149	169.3	169.3	

TOWING <sup>(19)*</sup>	
Maximum Towing (lb)	
– 2500	19,980
– 3500	34,650

INTERIOR DIMENSIONS*		
Ram Interiors	Regular Cab	Crew Cab
Headroom (front / rear)	39.8	40.9/39.8
Hip Room (front / rear)	62.9	62.9/62.7
Shoulder Room (front / rear)	65.9	65.9/65.6
Legroom (front / rear)	40.9	40.9/40.2
Seating Capacity (max occupants)	3	6

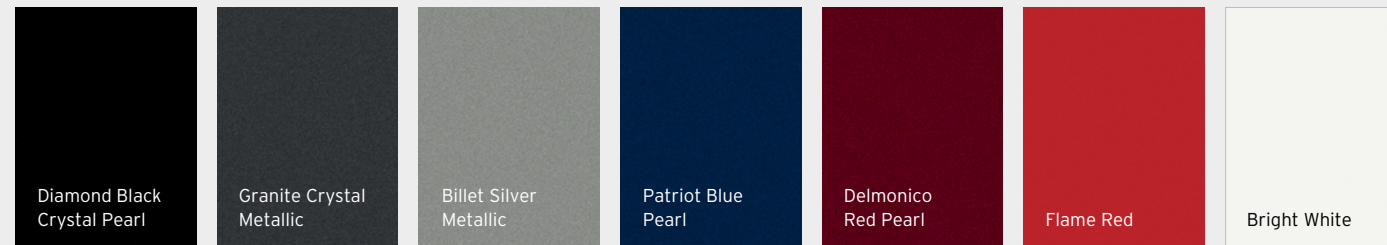
ALL RAM PICKUP BOXES*		
	6'4" BOX	8' BOX
Maximum Length at Floor	76.3	98.3
Front of Box to End of Open Tailgate	100.2	120.2
Depth of Box/Open Tailgate	20.1/20.1	20.2/20.2
Cargo Volume (cu ft)	57.5	74.7
Width between Wheelhousings	51	51
Maximum Width, Wall-to-Wall	66.4	66.4

PAYLOAD <sup>(19)*</sup>	
Maximum Payload (lb)	
– 2500	3,680
– 3500	7,220

\*Based on 2023MY vehicle information. All dimensions are in inches unless otherwise noted.

# 2024 RAM HEAVY DUTY SPECIAL SERVICE VEHICLE

## EXTERIOR PAINT COLORS



### STANDARD FEATURES AND OPTIONS

**CPOS** Tradesman®  
2TA

#### CONFIGURATIONS

Body Model – Regular Cab 8'-box - 140.2-inch wheelbase (-62)	•
– Crew Cab 6'4"-box - 149.1-inch wheelbase (Single Rear Wheel (SRW) only) (-91)	O
– Crew Cab 8'-box - 169.1-inch wheelbase (-92)	O
Drive – 4x4 (2500/3500)	•

#### ENGINES / TRANSMISSIONS / AXLES

6.4L HEMI® V8 with Variable Valve Timing (VVT)/Multi-Displacement System/8-speed Automatic (8HP75) (ESB/DFX)	•
– 11.5-inch rear axle/3.73 ratio (2500/3500 SRW; standard with DFX+AR9) (DRQ/DME)	•
– 11.5-inch rear axle/4.10 ratio (2500/3500 SRW; optional if DFX+AR9; requires DSA) (DRQ/DMF)	O
– 11.5-inch rear axle/3.73 ratio (3500 Dual Rear Wheel (DRW); included with DFX+WLA) (DRX/DME)	P
– 11.5-inch rear axle/4.10 ratio (3500 DRW; optional if DFX+WLA) (DRX/DMF)	O
6.7L Cummins® Turbo Diesel/6-speed Automatic (68RFE) (ETL/DG7)	O
– 11.5-inch rear axle/3.73 ratio (2500/3500 SRW; standard with DG7+AR9) (DRQ/DME)	•
– 11.5-inch rear axle/3.73 ratio (3500 DRW; included with DG7+WLA) (DRX/DME)	P
– 11.5-inch rear axle/4.10 ratio (3500 DRW; optional if DG7+WLA) (DRX/DMF)	O
6.7L High Output Cummins Turbo Diesel/6-speed Heavy-Duty Automatic (AISIN® AS69RC; 3500 only) (ETM/DF2)	O
– 12-inch rear axle/3.73 ratio (3500 SRW only; included with DF2+AR9) (DR7/DME)	P
– 12-inch rear axle/3.73 ratio (3500 DRW only; included with DF2+WLA) (DRC/DME)	P
– 12-inch rear axle/4.10 ratio (3500 DRW only; optional if DF2+WLA) (DRC/DMF)	O/P

#### MECHANICAL FEATURES

Alternators – Single 220-amp (BAJ)	•
– Dual: 160- + 220-amp = 380-amp (gas engine only) (XF5)	O
– Dual: 2x220-amp = 440-amp (diesel engines only) (XF7)	O

### STANDARD FEATURES AND OPTIONS

**CPOS** Tradesman®  
2TA

#### MECHANICAL FEATURES (CONTINUED)

Brakes – Power-assisted four-wheel antilock (BRT)	•
– Electronic Stability Control (ESC) <sup>(6)</sup> (BNB)	•
– Brake Assist (BGE)	•
– Electronic Roll Mitigation (BNS)	•
– Hill Start Assist (BNG)	•
– Traction Control (BNM)	•
– Trailer Sway Damping <sup>(6)</sup> (BNT)	•
– Ready Alert Braking (BHD)	•
– Mechanical park brake	•
– Diesel exhaust brake (included with diesel engines) (NEN)	P
Differential – Open (2500: standard; not available with 4.10 axle ratio; 3500: not available) (DS8)	•
– Antispin rear (2500: optional; required with 4.10 axle ratio and gas engine; 3500: standard) (DSA)	O/•
Engine Thermal Management – Engine cooling, heavy-duty (included with diesel engines) (NMC)	P
– Active grille shutters (MDX)	•
– Front grille cover (included with Cold Weather Group) (XD6)	P
– Engine block heater (included with Cold Weather Group on diesel engines) (NHK)	O/P
– Supplemental cabin heater (included with diesel engines) (HDB)	P
Fuel Tank – 28-gallon (included with Regular Cab with diesel engines) (NGC)	P
– 31-gallon (standard on Crew Cab with 6'4" box) (NFT)	•
– 32-gallon (standard on Regular Cab and Crew Cab with 8' box) (NFX)	•
– 50-gallon (optional on Crew Cab with 8' box) (NFC)	O
Shocks – Front, heavy-duty - Frequency Selective Damping valving (SFB)	•
– Rear, heavy-duty - Frequency Selective Damping valving (SGB)	•
Skid Plates (4x4) – Transfer case (XEF)	•

• = Standard. O = Optional. P = Available with Package noted. F = Fleet only.

# 2024 RAM HEAVY DUTY SPECIAL SERVICE VEHICLE

STANDARD FEATURES AND OPTIONS		Tradesman®
CPOS		2TA
<b>MECHANICAL FEATURES (CONTINUED)</b>		
Start Control – Keyless push-button start (GX4)		•
Steering – Power, recirculating ball (SBE)		•
Suspension – Three-link front		•
– Rear link with coil springs (2500 only)		•
– Rear Hotchkis leaf-spring (3500 only)		•
– Stabilizer bar, front, standard (SHA)		•
– Auto-Level Rear Air Suspension (SEB)		O
Tow Hooks – Black - 2500 (XEA)		•
– Black - 3500 (XEA)		•
Trailer Tow – Four-pin trailer harness plug, rear bumper (combination receptacle with seven-pin) (XFU)		•
– Seven-pin trailer harness plug, rear bumper (combination receptacle with four-pin) (XFK)		•
– Class V hitch receiver (20K 2500/23K 3500) (XFR)		•
– Mopar® Fifth-Wheel Hitch, 20K lb (requires Fifth-Wheel/Gooseneck Prep Group) (XML)		O
– Mopar Fifth-Wheel Hitch, 30K lb (3500 only; requires Fifth-Wheel/Gooseneck Prep Group) (XNH)		O
Transfer Cases (4x4 only) – Manual shift-on-the-fly (DK1)		•
– Electronic shift-on-the-fly (DK3)		O
Upfitter Module – Upfitter Electronic Monitoring Module (Vehicle System Interface Module (VSIM)) (XXS)		•
<b>EXTERIOR FEATURES</b>		
Bed Step, Rear, Deployable – Mopar (included with Bed Utility Group) (MDN)		P
Bedliner – Spray-in (included with Bed Utility Group) (XMF)		O/P
Bumpers – Black-painted, front (MBI)		•
– Black-painted, rear (MBN)		•
– Chrome, front (included with Chrome Appearance Group on Tradesman) (MCT)		P
– Chrome, rear (included with Chrome Appearance Group on Tradesman) (MBF)		P
Center High-Mounted Stop Lamp (CHMSL) – Lamp (incandescent) with cargo-box illumination (LPE)		•
– LED with camera (included with Towing Technology Group) (LPD)		O/P
Clearance Lamps, LED – Cab-mounted (optional on 2500 and 3500 Single Rear Wheel (SRW); included with 3500 Dual Rear Wheel (DRW) and Snow Chief Group) (LNC)		O/P
– Box- and rear-fender-mounted (included with 3500 DRW) (LND)		P
Fog Lamps – Halogen (LNJ)		F
Grilles – Matte Black-painted upper header/lower appliqué (MM5)		•
– Chrome upper header/lower appliqué (included with Chrome Appearance Group on Tradesman) (MNQ)		P
– Tradesman grille with Matte Black-painted nostrils (MFF)		•
– Tradesman grille with Chrome nostrils (included with Chrome Appearance Group) (MAF)		P
Headlamps/Taillamps – Base quad-halogen headlamps (LME)		•
– Incandescent taillamps (LA6)		•

STANDARD FEATURES AND OPTIONS		Tradesman®
CPOS		2TA
<b>EXTERIOR FEATURES (CONTINUED)</b>		
Headlamps/Taillamps (continued) – Low-beam daytime running lamps (DRLs) (LM1)		•
– Premium LED taillamps (Red Opaque center; included with Blind Spot Monitoring (BSM) <sup>(5)</sup> (LAY)		P
– Automatic headlamps (LMG)		•
– Auto High-Beam Headlamp Control (included with Safety Group) (LMS)		P
Lighting – Pickup box (included with Bed Utility Group) (LPL)		P
Mirrors, Exterior – Trailer-tow, Black with manual-adjust for flat and convex mirrors, and manual-adjust for folding and telescoping (GT1)		•
– Trailer-tow, Black, heated, power-adjust for flat and convex mirrors, and manual-adjust for folding and telescoping; includes mirror running lights, courtesy lamps and supplemental turn signals (included with L1 and L2 Groups) (GT2)		P
– Trailer-tow, Black, heated, power-adjust for flat and convex mirrors, and power-adjust for folding and telescoping; includes mirror running lights, courtesy lamps, supplemental turn signals and forward/reverse utility lights (included with Towing Technology Group; requires L1 Group) (GT3)		O/P
Paint – Monotone (APA)		•
Side Steps/Running Boards – Side steps, Chrome, tubular, cab-length (Regular Cab only) (MRT)		O
– Side steps, Black, tubular, cab-length (MRU)		O/F
– Side steps, Chrome, flat, wheel-to-wheel (Crew Cab and SRW applications only; requires Chrome Appearance Group on Tradesman) (MR5)		O
– Side steps, Chrome, flat, cab-length (Crew Cab only; requires Chrome Appearance Group on Tradesman) (MRS)		O
Tailgate – Locking (XJJ)		•
Tie-Downs – Lower, fixed, boat-style (four)		•
Tonneau Cover – Soft tri-fold (CS7)		O
Windshield Wipers – Variable/intermittent (JHA)		•
– Rain-sensitive (included with Safety Group) (JHC)		P
<b>INTERIOR FEATURES</b>		
Air Conditioning – Manual temperature control; base (HAA)		•
– Dual-Zone automatic temperature control (included with Convenience Group) (HAF)		P
Auxiliary Switches – Instrument panel-mounted (LHL)		•
Auxiliary Pass-Through Wires (quantity four) (BC3)		•
Consoles and Storage – Storage, floor-mounted tray (included with bench seat only) (CUY)		P
– Storage, behind-seat (Regular Cab) (CU3)		•
– Storage, rear underseat compartment (Crew Cab only) (CUE)		•
– Close-out panel, in-floor storage (Crew Cab only) (CUH)		•
– Overhead console (incandescent lighting; included with L1 Group on Regular Cab) (CUN)		P/•
Door Locks – Manual (Regular Cab only) (JE8)		•
– Powered and speed-sensitive (included with L1 Group on Tradesman Regular Cab; standard on Crew Cab) (JPH)		P/•
– Remote Keyless Entry (included with L1 and L2 Groups on Tradesman Regular Cab; standard on Crew Cab; requires power locks; deletes manual lock cylinder from passenger side on 2TA) (GXM)		P/•
Instrument Cluster, Display – 3.5-inch Driver Information Display, color (JAK)		•



# 2024 RAM HEAVY DUTY SPECIAL SERVICE VEHICLE

STANDARD FEATURES AND OPTIONS		Tradesman®
CPOS		2TA
<b>INTERIOR FEATURES (CONTINUED)</b>		
Instrument Cluster, Display (continued) – 7-inch Driver Information Display, color (included with Safety Group on Tradesman) (JAL)	P	
Off-Road Pages Application in Radio (included with UBL and UBQ radios) (JA8)	P	
Pedals – Non-adjustable (XA8)	•	
Seats – Heavy-duty vinyl 40/20/40 split-bench front with manual-adjust and folding rear bench (Crew Cab) (*TX)	•	
– Cloth 40/20/40 split-bench front with manual-adjust and folding rear bench on Crew Cab (included with L2 Group) (*V9)	F/P	
Speed Control – Cruise control (NHM)	•	
– Adaptive Cruise Control (ACC) with Stop <sup>(2)</sup> (included with Safety Group) (NH3)	P	
Steering Wheels – Urethane (SCF)	•	
– Leather-wrapped (included with Safety Group) (SCV)	P	
– Audio controls (included with leather-wrapped steering wheels) (RDZ)	P	
Mirror – Rearview, auto-dimming (included with Convenience Group) (GNK)	P	
– Rearview, digital (dedicated camera located in Center High-Mounted Stop Lamp (CHMSL); included with Tow-Mode Digital Rearview Mirror Package) (GRG)	P	
– Rearview, 3.0 digital (included with Tow Technology Plus Group) (GNQ)	O	
Windows – Manual (Regular Cab only) (JF8)	•	
– Power, front one-touch down (Regular Cab; included with L1 Group) (JPY)	P	
– Power, front one-touch up/down (Crew Cab) (JP3)	•	
– Rear, fixed (GJD)	•	
– Rear, manual-sliding (Regular Cab only; included with L2 Group) (GFD)	O/P	
– Rear, power-sliding (Crew Cab only; included with L2 Group) (GFE)	P	
– Rear window defroster (included with L2 Group; optional with fixed rear glass on Tradesman) (GFA)	O/P	
<b>UCONNECT® MULTIMEDIA</b>		
Uconnect Voice Command (XRB)	•	
Compass – Compass and temperature display (in radio) (JFJ)	•	
– GPS antenna input on radio (JLP)	•	
Connectivity, Radio – Auxiliary input, headphone jack	•	
– Front Media Hub (one fully functional USB, one charging-only USB and one auxiliary input; each USB connection is a Type-A/-C USB pair) (RSF)	•	
– Single-remote USB port – Charging only (center armrest, Type-A) (RS3)	•	
– Apple CarPlay™ <sup>(4)</sup> (included with 8.4-inch and 12-inch radios) (RFP)	P	
– Android Auto™ <sup>(3)</sup> (included with 8.4-inch and 12-inch radios) (RF5)	P	
Power – 12-volt DC auxiliary power point (JJJ)	•	
– Front 115-volt, 400-watt outlet (three-prong; requires L1 Group) (JKV)	O	
– Exterior 115-volt, 400-watt outlet (three-prong, located in driver's-side pickup box inner; included with front 115-volt, 400-watt outlet; not available with Box Delete) (XBE)	P	
– 400-watt inverter (included with JKV 115-volt outlet) (XHR)	P	
– Accessory delay	•	

• = Standard. O = Optional. P = Available with Package noted. F = Fleet only.

STANDARD FEATURES AND OPTIONS		Tradesman®
CPOS		2TA
<b>UCONNECT MULTIMEDIA (CONTINUED)</b>		
Systems – Uconnect 3 with 5-inch touchscreen display (UAA)	•	
– Uconnect 5 with 8.4-inch touchscreen display (requires L1 Group on Tradesman) (UBD)	O	
– Uconnect 5 NAV with 8.4-inch touchscreen display (requires Convenience Group) (UBL)	O	
– Uconnect 5 NAV with 12-inch touchscreen display (requires L1 Group and Convenience Group) (UBQ)	O	
SiriusXM® Radio <sup>(13)</sup> (included with L2 Group and 8.4-inch radios) (RSD)	P	
TomTom® Connected Travel and Traffic Services <sup>(33)</sup> (included with NAV radios) (RTV)	P	
SiriusXM Guardian™ <sup>(14)</sup> – SOS/assist/cell connection (included with 5-inch radio) (RT1)	•	
SiriusXM with 360L <sup>(13)</sup> (included with NAV radios) (RTU)	P	
Speaker Systems, Audio – Base four-speaker system (standard on Regular Cab Tradesman only) (RCD)	•	
– Base six-speaker system (standard on Crew Cab) (RCG)	•/O	
Active Noise Control System (included with gas and diesel engines on Crew Cab models; requires L1 Group on Regular Cab models equipped with diesel engines; not available on Regular Cab models with gas engines) (JLW)	P	
<b>TIRES</b>		
Tires – Single Rear Wheels (SRW) – LT245/70R17E BSW All-Season (A/S) (2500 only) (TWD)	•	
– LT275/70R18E BSW A/S (included with Chrome Appearance Group on Tradesman with 18-inch steel wheels) (TCN)	P	
– LT275/70R18E OWL All-Terrain (A/T) On-/Off-Road (included with Snow Chief Group) (TCP)	O/P	
Tires – Dual Rear Wheels (DRW) – LT235/80R17E BSW A/S (TV2)	•	
– LT235/80R17E OWL On-/Off-Road (TV3)	O	
Spare Tire – Full-size (TBB)	•	
– Full-Size Delete (included with Box Delete) (TBF)	P	
– Full-size, add (requires Box Delete) (TBE)	O	
– Carrier (TBM)	•	
<b>SAFETY, SECURITY &amp; CONVENIENCE</b>		
Air Bags <sup>(21)</sup> – Advanced multistage front (CG3)	•	
– Supplemental side-curtain (CGS)	•	
– Supplemental side-seat (CJ1)	•	
Cameras – ParkView® Rear Back-Up Camera <sup>(1)</sup> (not available with Surround-View Camera System <sup>(1)</sup> ) (XAC)	•	
– Surround-View Camera System <sup>(1)</sup> (included with Towing Technology Group; requires Cargo-View Camera <sup>(1)</sup> ; not available with Pickup Box Delete or Regular Cab) (XAK)	P	
– Trailer Surround-View Camera System <sup>(1)</sup> (requires Towing Technology Group) (XN1)	O	
– Cargo-View Camera <sup>(1)</sup> with LED CHMSL and cargo-box illumination (includes dynamic centerline with Surround-View Camera System <sup>(1)</sup> ; requires L1 Group and 8.4-inch or 12-inch radio; not available with incandescent CHMSL or Regular Cab; included with Towing Technology Group) (LPD)	O/P	
– Auxiliary (Trailer) Camera Prep provides in-cab wiring, camera HDMI in radio, seven-/12-pin rear-bumper connector and/or seven-/12-pin pickup bed connector (requires L1 Group and Trailer Brake Controller; Auxiliary Camera <sup>(1)</sup> available separately as Mopar® Accessory) (XFQ)	O	
– Auxiliary (Trailer) Camera System <sup>(1)</sup> Wired (Mopar Accessory available at dealer; requires 8.4-inch or 12-inch radio and Auxiliary (Trailer) Camera Prep; single-camera compatibility; not available with CHMSL camera without Surround-View Camera System <sup>(1)</sup> )	O	

# 2024 RAM HEAVY DUTY SPECIAL SERVICE VEHICLE

STANDARD FEATURES AND OPTIONS		Tradesman®
CPOS		2TA
<b>SAFETY &amp; SECURITY</b>		
Blind Spot Monitoring (BSM) <sup>(5)</sup> and Rear Cross-Path Detection System <sup>(1)</sup> (includes LED taillamps; included with Safety Group and Towing Technology Group; requires L1 Group) (XAN)	O/P	
Full-Speed Forward Collision Warning Plus <sup>(6)</sup> – With Auto Emergency Braking (included with Safety Group) (LSU)	P	
Trailer Reverse Guidance <sup>(1)</sup> (included with Towing Technology Group; requires 8.4-inch or 12-inch radio) (XPU)	P	
Trailer Reverse Steering Control (included with Tow Technology Plus Group) (XA1)	P	
Adaptive Cruise Control (ACC) with Stop <sup>(2)</sup> (included with Safety Group) (NH3)	P	
Hill Descent Control (Crew Cab only; included with Off-Road Package) (BNH)	P	
Back-Up Alarm – Audible alarm when vehicle is in Reverse (XAW)	O	
DOT Safety Kit (ACL)	O	
Parking Sensors – ParkSense® Rear Park Assist <sup>(11)</sup> (XAA)	O	
– ParkSense Front and Rear Park Assist <sup>(11)</sup> (XAG)	F	
Restraints – Front, height-adjustable three-point seat belts (outboard positions only) (CGD)	•	
LATCH – Child Seat Anchor System (CGU)	•	
LaneSense® Lane Departure Warning Plus <sup>(10)</sup> – Includes Adaptive Steering System (included with Safety Group) (LAS)	P	
Adaptive Steering – Variable Steering Effort System (included with LAS) (SJE)	P	
Security – Sentry Key® Theft Deterrent System - Engine immobilizer (GXX)	•	
Tire Pressure Monitor – Tire Pressure Monitoring System, cluster display (2500 only) (XGM)	•	
– Tire Pressure Information System, cluster display (3500 only) (XBT)	•	
– Selectable Tire-Fill Alert (included with 8.4-inch and 12-inch radios) (LA5)	P	
– Tire-Fill Alert (LAW)	•	
Trailer Brake Controller – Electronic Trailer Brake Controller (ITBM) (XHC)	O	
Trailer-Light Check Out (cluster-activated routine; packaged with Trailer Brake Controller (XHC)) (JJ1)	P	
Trailer Tire Pressure Monitoring System (including four trailer tire sensors; requires 8.4-inch or 12-inch radio, Trailer Brake Controller (XHC) and L1 Group) (XG9)	O	
<b>EQUIPMENT GROUPS</b>		
Tradesman Level 1 Equipment Group (L1) – Includes overhead console, one-touch down power windows, speed-sensitive power door locks, premium vinyl door trim, GT2 exterior mirrors and Remote Keyless Entry (A61)	O	
Tradesman Level 2 Equipment Group (L2) – Includes L1 Group and *V9 cloth seats, carpet floor covering, carpeted floor mats, manual-sliding rear window (Regular Cab only), power-sliding rear window (Crew Cab), rear window defroster (Crew Cab only) and SiriusXM® Radio <sup>(13)</sup> (A6B)	O	

STANDARD FEATURES AND OPTIONS		Tradesman®
CPOS		2TA
<b>APPEARANCE PACKAGE</b>		
Chrome Appearance Group – Includes Chrome headlamp bezels, Chrome front and rear bumpers, Chrome upper header/lower appliqué, Tradesman grille with Chrome nostrils, 18-inch Chrome-clad steel wheels (Single Rear Wheel (SRW)) and 17-inch Chrome-clad steel wheels (Dual Rear Wheel (DRW)) (AMP)	O	
<b>OPTION GROUPS</b>		
Convenience Group – Includes acoustic windshield, auto-dimming interior rearview mirror and Dual-Zone automatic temperature control (requires NAV radio and L1 Group) (ADC)	O	
Bed Utility Group – Includes LED bed lighting, spray-in bedliner and rear deployable bed step (optional on L1 Group) (ANT)	O	
Cold Weather Group – Includes engine block heater and winter front grille cover (diesel engines only) (ADE)	O	
Dual Rear Wheel (DRW) Group – Includes rear wheelhouse liners, cab-mounted LED clearance lamps, and box- and rear-fender-mounted LED clearance lamps (3500 only) (WLA)	O	
Fifth-Wheel/Gooseneck Prep Group – Includes bed-mounted seven-pin connector (or seven-/12-pin connector if equipped with Auxiliary Camera Prep Group), mounting holes for fifth-wheel hitch and gooseneck ball, and mounting hole covers (requires Trailer Brake Controller) (AHU)	O	
Off-Road Package – Includes front/rear Bilstein® shocks, transfer case skid plate, tow hooks, Hill Descent Control, All-Terrain (A/T) tires and off-road decal (2500 Crew Cab 4x4 only) (ARC)	O	
Protection Group – Includes tow hooks and transfer case skid plate (4x4 only) (ADB)	O	
Snow Plow Prep Group – Includes 220-amp alternator and transfer case skid plate (4x4 only) (AHD)	O	
Snow Chief Group – Includes dual alternators rated at 380 amps for gas and 440 amps for diesel, antispin rear differential, instrument panel-mounted auxiliary switches, LED clearance lamps, LT275/70R18E OWL On-/Off-Road tires (if 18-inch wheels) and transfer case skid plate (not available with 4x2 or DRW models) (AD2)	O	
Safety Group – Includes rain-sensitive windshield wipers, cluster with 7-inch Driver Information Display, Auto High-Beam Headlamp Control, Full-Speed Forward Collision Warning Plus <sup>(6)</sup> , ACC with Stop <sup>(2)</sup> , LaneSense Lane Departure Warning Plus <sup>(10)</sup> , leather-wrapped steering wheel, and BSM and Rear Cross-Path Detection System <sup>(1)</sup> (requires Trailer Brake Controller) (AAU)	O	
Tow-Mode Digital Rearview Mirror Package – Includes digital rearview mirror and tow-mode camera <sup>(1)</sup> (requires L1 Group) (AVF)	O	
Towing Technology Group – Includes Surround-View Camera System, <sup>(1)</sup> Cargo-View Camera <sup>(1)</sup> with dynamic grid lines, Trailer Reverse Guidance, <sup>(1)</sup> GT3 trailer-tow mirrors, and BSM <sup>(5)</sup> and Rear Cross-Path Detection System <sup>(1)</sup> (requires 8.4-inch or 12-inch radio; requires Trailer Brake Controller, L1 Group and Chrome Appearance Group on Tradesman) (AAN)	O	
Tow Technology Plus Group – Includes 3.0 digital rearview mirror and trailer reverse steering control (requires Towing Technology Group) (AVS)	O	

• = Standard. O = Optional. P = Available with Package noted. F = Fleet only.

COMPARE + PHEV/EV

	<b>CHRYSLER PACIFICA PHEV</b>	<b>JEEP® WRANGLER 4xe</b>	<b>JEEP GRAND CHEROKEE 4xe</b>	<b>DODGE HORNET PHEV</b>
Trims	Select PHEV/Pinnacle™ PHEV	Sport/Sahara®/Summit/Rubicon®	Limited/Trailhawk®/Overland®/Summit	R/T/R/T Plus
Manufacturer's-Estimated MPG <sup>(18)</sup> (city/hwy)	82 MPGe/30 combined (gas)	49 MPGe (2.0L Turbo I-4 with 8-speed Automatic transmission)	56 MPGe/23 combined (gas)	74.9 MPGe/27 combined (gas)
Manufacturer's-Estimated Total Range <sup>(18)</sup> (miles)	520-mile total range, 32-mile all-electric range	370-mile total range, 21-mile all-electric range	470-mile total range, 25-mile all-electric range	330/30+ (electric)
Fuel Tank Capacity (gal)	16.5	17.2	19	11.2
Available Engines	3.6L Pentastar® V6 Atkinson Cycle	2.0L Turbo I-4	2.0L GME-T4	1.3L 4-cylinder Turbo PHEV
Drivetrains	FWD	4x4	4x4	6-speed Automatic transmission (eAWD)
Cargo Volume (cu ft)	140.5	67.4	70.8	22.9/50.5 (with rear seats folded)
Curb Weight (lb)	5,010	5,100 (Sahara)	5,368 (Limited)	4,140
Towing Capacity <sup>(19)</sup> (lb)	N/A	3,500	6,000	2,000
Ground Clearance	5.1	10.8 (Rubicon)	8.4 (standard suspension)	6.1



All dimensions and specifications are based on 2023MY vehicle information. Information may vary by model/trim, maximum shown. Please see your sales consultant for details. All dimensions are in inches unless noted otherwise.





## FLEET & BUSINESS SOLUTIONS



(1) Always check entire surroundings visually before proceeding. (2) This system is a driver convenience system, not a substitute for active driver involvement. The driver must remain aware of traffic conditions and be prepared to use the brakes to avoid collisions. (3) To wirelessly use Android Auto on your display, you need a compatible Android smartphone with an active data plan. You can check which smartphones are compatible at [g.co/androidauto/requirements](https://www.google.com/androidauto/requirements). Android Auto is a trademark of Google LLC. (4) Requires compatible iPhone. See dealer for phone compatibility. Data plan rates apply. Vehicle user interface is a product of Apple. Apple CarPlay is a trademark of Apple Inc. iPhone is a trademark of Apple Inc., registered in the US and other countries. Apple terms of use and privacy statements apply. (5) Always check visually for vehicles prior to changing lanes. (6) Always drive carefully, consistent with conditions. Always wear your seat belt and obey traffic laws. (7) This system is not intended to be used while vehicle is in motion. (8) This system is an alert system for the front of the vehicle. It is not a substitute for active driver involvement. The driver must remain aware of traffic conditions and be prepared to use the brakes to avoid collisions. (9) HAS requires the driver to keep his or her hands on the steering wheel at all times. This system is a driver convenience system, not a substitute for active driver involvement. The driver must remain aware of traffic conditions and maintain control of the vehicle. (10) This system is a driver convenience system, not a substitute for active driver involvement. The driver must remain aware of traffic conditions and maintain control of the vehicle. (11) Always look before proceeding. An electronic drive aid is not a substitute for conscientious driving. Always be aware of your surroundings. (12) Check state and local laws regarding the use of remote start systems. (13) All SiriusXM services require a subscription, sold separately by SiriusXM after the trial period. Your SiriusXM service will automatically stop at the end of your trial unless you decide to subscribe. **If you decide to continue service after the trial, the subscription plan chosen will automatically renew and be charged according to your chosen payment method at the then-current rates.** Fees and taxes apply. **See the SiriusXM Customer Agreement and Privacy Policy at [www.siriusxm.com](https://www.siriusxm.com) for full terms and how to cancel, which includes online methods or calling 1-866-635-2349.** Available in the 48 contiguous United States, D.C., and Puerto Rico (with coverage limits and capable receiver). Visit [www.siriusxm.com/FAQS](https://www.siriusxm.com/FAQS) for most current service area information. Availability of some services and features is subject to device capabilities and location restrictions. All fees, content and features are subject to change. SiriusXM, Pandora and all related logos are trademarks of SiriusXM Radio Inc. and its respective subsidiaries. SiriusXM with 360L is only available on select vehicles. Certain features and/or content may not be available unless an active data connection is enabled in the vehicle. Content varies by subscription plan. Features and display may vary by vehicle. (14) All SiriusXM Guardian equipped vehicles come with a three-month complimentary trial effective on the date of purchase or lease of a new vehicle. Enrollment in the trial is required to receive service. Upon expiration of the trial period, purchase of a subscription is required to continue SiriusXM Guardian. SiriusXM Guardian is available only on equipped vehicles purchased within the United States and Puerto Rico. Services can only be used where cellular coverage is available. See Uconnect and SiriusXM Guardian Terms of Service for complete service limitations. (15) Traffic Sign Recognition is not a substitute for safe and attentive driving. Factors including weather and condition of the traffic sign can impact recognition and display of the sign. Always check traffic signs visually while driving. (16) The Uconnect Phone requires a mobile phone equipped with the Bluetooth Hands-Free Profile. To check phone compatibility, please visit [www.UconnectPhone.com](https://www.UconnectPhone.com). (17) Vehicle must be in an active and usable cellular range and properly equipped with a Uconnect 5 NAV system and Rear-Seat Entertainment Package. For streaming, requires a Wi-Fi connection and linked Amazon account to run Fire TV in the vehicle. Streaming service subscriptions are not included. Certain services are subject to change or withdrawal at any time, may not be available in all areas and languages, and may require separate subscriptions. (18) Based on manufacturer's estimates – actual mileage may vary. (19) When properly equipped. See dealer for details. (20) Only available in Texas. (21) Always sit properly in designated seating positions with seat belts fastened at all times. (22) Based on 2023 model-year specifications. (23) Amazon, Alexa, and all related logos and marks are trademarks of Amazon.com, Inc. or its affiliates. (24) Vehicle must be locked and system activated for alarm to sound. (25) Always sit properly with the head restraint properly adjusted. Never place anything in front of the head restraint. (26) Based on EPA-estimated 82 MPGe and 30 MPG combined. Actual mileage may vary. (27) Always be aware of your surroundings, and drive carefully, consistent with conditions. (28) Do not attempt water fording unless depth is known and consistent with the vehicle's water fording rating in the Owner's Manual. Traversing water can cause damage that may not be covered by the new vehicle warranty. Always off-road responsibly in approved areas.

(29) Vehicle must be enrolled with Dodge, Jeep or Ram Connect, be in an active and usable cellular range, have an active subscription, and properly equipped with a Uconnect 5 NAV system. Requires a Wi-Fi Hotspot data plan and linked Amazon account to run Alexa in the vehicle. (30) Three-month/1GB trial included with the purchase or lease of a new vehicle. Upon expiration of the trial period, purchase of a subscription is required. Wi-Fi Hotspot available through third-party subscription. Requires Internet-enabled mobile device. See dealer for details. This feature is not intended for use by the driver while the vehicle is in motion. Always drive carefully. (31) All vehicles properly equipped to receive connected services come with a three-month trial of Assistance Package or Assistance + Navigation Package (if equipped), five years of Vehicle Performance Package, and 10 years of Safety and Security Package effective from the date of purchase or lease of a new vehicle. Enrollment in trial is required to receive services. Upon expiration of trial period, purchase of a subscription is required to continue or renew services. Services are available on equipped vehicles purchased within the United States, Canada and Puerto Rico. Services can only be used where cellular coverage is available. See the applicable Terms of Service for complete terms and conditions, including service limitations. (32) Not all vehicles or devices are capable of receiving all services offered by SiriusXM. Data displays and individual product availability vary by vehicle hardware. Current information and features may not be available in all locations, or on all receivers. Weather Forecast, Current Conditions may not be available in all locations. (33) Vehicle must be enrolled in an active subscription with Jeep Connect.

©2023 FCA US LLC. All Rights Reserved. Chrysler, Dodge, Jeep, Ram, Wagoneer, HEMI, Mopar, SRT, the Chrysler wing design, the Jeep grille design, the Ram's Head logo, Big Horn, CommandView, Compass, Durango, Durango Pursuit, Grand Cherokee, Grand Cherokee Summit, KeySense, LaneSense, Laramie, Laredo, Latitude, Mega Cab, Overland, Pacifica, ParkSense, ParkView, Pentastar, Power Wagon, Quad Cab, Quadra-Drive II, Quadra-Lift, Quadra-Trac, Quadra-Trac I, Quadra-Trac II, R/T, Ram Articulink, Ram ProMaster, RamBox, Rebel, Rock-Trac, Rubicon, Sahara, Selec-Speed, Selec-Terrain, Sentry Key, Stow 'n Go, Stow N Place, Stow 'n Vac, SXT, Tradesman, Trail Rated, Trailhawk, Tru-Lok, Uconnect, Voyager and Wrangler are registered trademarks, and Active-Level, FamCAM, Keyless Enter 'n Go, Limited Longhorn, Pinnacle and SafetyTec are trademarks of FCA US LLC. MultiAir is a registered trademark of C.R.F. Società Consortile per Azioni, used under license by FCA US LLC. All product specifications are based on authorized information as of 5/26/2023. Photographs within this piece are for representation purposes only. Vehicle features listed are not all standard.

AISIN is a registered trademark of Aisin Seiki Co., Ltd. Alcantara is a registered trademark of Alcantara S.p.A. Alpine and the Alpine logo are registered trademarks of Alpine Electronics, Inc. All rights reserved. Amazon Fire TV is a registered trademark of Amazon.com Inc. Android, Android Auto, Blogger, YouTube, and other related marks and logos are trademarks of Google LLC. Apple and iPhone are registered trademarks, and Apple CarPlay is a trademark of Apple Inc., used under license by FCA US LLC. Bilstein is a registered trademark of August-Bilstein GmbH & Co. Bluetooth is a registered trademark owned by Bluetooth SIG, Inc. Blu-ray Disc is a registered trademark and Blu-ray is a trademark owned by Blu-ray Disc Association. Brembo is a registered trademark of Brembo SpA. Cummins is a registered trademark of Cummins, Inc. Facebook and logo are registered trademarks of Meta Platforms, Inc. Firestone is a registered trademark of Bridgestone Americas Tire Operations, LLC. Goodyear and DuraTrac are registered trademarks of The Goodyear Tire & Rubber Company. Harman Kardon is a registered trademark of Harman International Industries, Inc. Instagram is a registered trademark of Instagram, Inc. KONI is a registered trademark of KONI North America. LinkedIn, the LinkedIn logo, the IN logo and InMail are registered trademarks or trademarks of LinkedIn Corporation and its affiliates in the United States and/or other countries. MAGNETI MARELLI is a trademark of Magneti Marelli S.p.A. McIntosh is a registered trademark of McIntosh Laboratory, Inc. Michelin is a registered trademark of Michelin North America, Inc. SiriusXM Connected Vehicles Services Inc., Sirius, XM, SiriusXM, SiriusXM Guardian, and all related marks and logos are registered trademarks of SiriusXM Radio Inc. Thatcham product names are trademarks of Thatcham. "TomTom" is a registered trademark of TomTom International BV. All our trademarks, service marks, trade names and trade dress are valuable assets owned by TomTom and are essential to protecting our brand identity. The Twitter name, logo, Twitter T, Tweet and Twitter bird are service marks of Twitter, Inc. in the United States and other countries. WARN is a registered trademark of Warn Industries, Inc.

