



# INTERNATIONAL STANDARD



---

**Electromagnetic compatibility (EMC) –  
Part 3-2: Limits – Limits for harmonic current emissions (equipment input  
current  $\leq 16$  A per phase)**

INTERNATIONAL  
ELECTROTECHNICAL  
COMMISSION

---

ICS 33.100.10

ISBN 978-2-8322-8679-1

**Warning! Make sure that you obtained this publication from an authorized distributor.**

## REDLINE VERSION



---

**Electromagnetic compatibility (EMC) –  
Part 3-2: Limits – Limits for harmonic current emissions (equipment input  
current  $\leq 16$  A per phase)**



INTERNATIONAL ELECTROTECHNICAL COMMISSION

---

**IEC 61000-3-2**  
Edition 5.0 2018-01  
Amendment 1 2020-07

**ELECTROMAGNETIC COMPATIBILITY (EMC) –**

**Part 3-2: Limits – Limits for harmonic current emissions  
(equipment input current  $\leq 16$  A per phase)**

**INTERPRETATION SHEET 1**

This interpretation sheet has been prepared by subcommittee 77A: EMC – Low frequency phenomena, of IEC technical committee 77: Electromagnetic compatibility.

The text of this interpretation sheet is based on the following documents:

DISH	Report on voting
77A/1106/DISH	77A/1114/RVDISH

Full information on the voting for the approval of this interpretation sheet can be found in the report on voting indicated in the above table.

**IMPORTANT – The "colour inside" logo on the cover page of this document indicates that it contains colours which are considered to be useful for the correct understanding of its contents. Users should therefore print this document using a colour printer.**

**Interpretation of the second set of requirements applicable to Class C equipment with a rated power  $\geq 5$  W and  $\leq 25$  W according to 7.4.3 of IEC 61000-3-2:2018 and IEC 61000-3-2:2018/AMD1:2020.**

**Introduction**

The second set of requirements of 7.4.3 of IEC 61000-3-2:2018 and IEC 61000-3-2:2018/AMD1:2020 requires that *“the waveform of the input current shall be such that it reaches the 5 % current threshold before or at  $60^\circ$ , has its peak value before or at  $65^\circ$  and does not fall below the 5 % current threshold before  $90^\circ$ , referenced to any zero crossing of the fundamental supply voltage”* and that *“Components of current with frequencies above 9 kHz shall not influence this evaluation (a filter similar to the one described in 5.3 of IEC 61000-4-7:2002 and IEC 61000-4-7:2002/AMD1:2008 may be used);”*

Testing laboratories and Class C equipment manufacturers concluded that several harmonics test systems with IEC 61000-4-7 compliant measurement equipment do not completely filter out the components of current with frequencies above 9 kHz, thus resulting in a non-accurate evaluation of the phase angles (see Figure 1). One of the reasons why filters are not used is that they can alter the phase angle itself by introducing a phase delay.

**Question**

When applying the second set of requirements in 7.4.3, what method shall be used to measure the phase angle in order to avoid the influence of components of current with frequencies above 9 kHz?

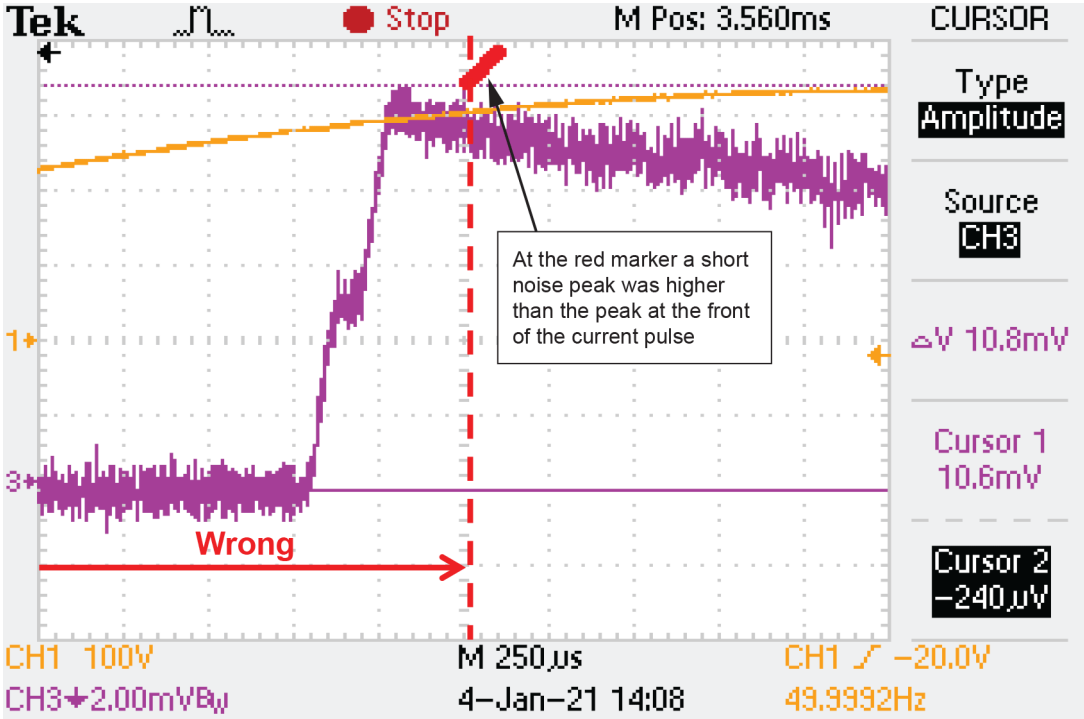
**Interpretation**

Given the issues reported by test laboratories, if the phase angle is measured with an IEC 61000-4-7 test system that doesn't remove the components above 9 kHz correctly, the measurements with a digital oscilloscope shall prevail, where the components above 9 kHz have been removed without affecting the phase angle at which the peak current occurs.

NOTE This can be achieved for example by using a synchronous averaging mode of the oscilloscope (see Figure 2).

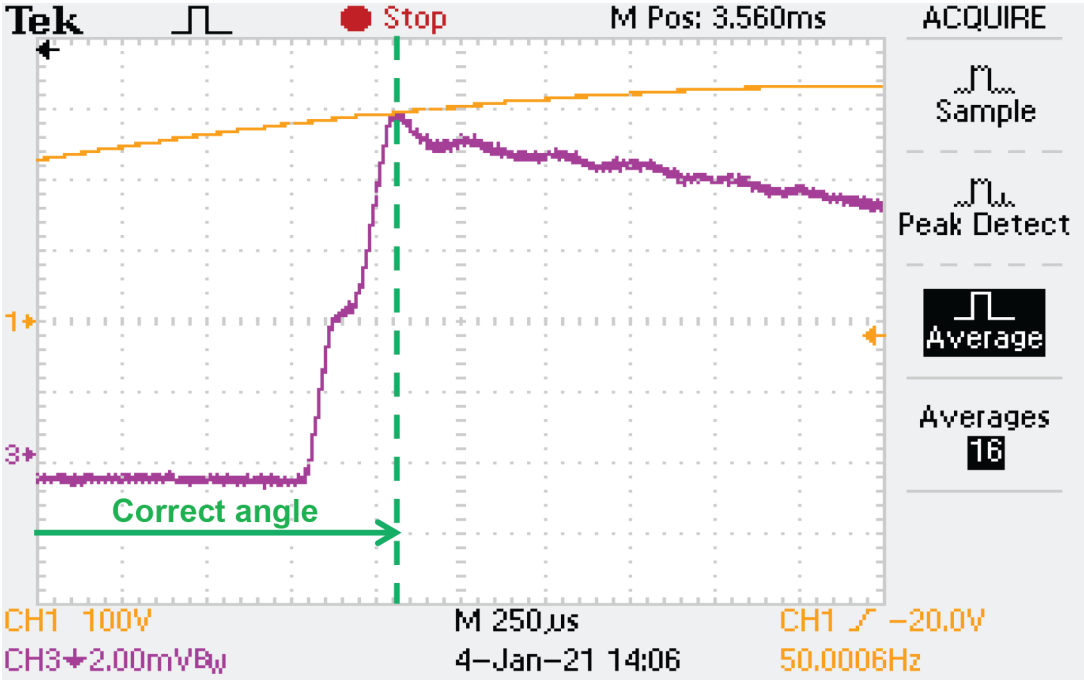
Annex

Figure 1 and Figure 2 show an incorrect and the correct evaluation of the phase angle.



IEC

Figure 1 – Incorrect measurement



IEC

Figure 2 – Correct measurement with averaged waveform

## CONTENTS

FOREWORD .....	4
INTRODUCTION .....	6
1 Scope .....	7
2 Normative references .....	7
3 Terms and definitions .....	8
4 General .....	13
5 Classification of equipment .....	13
5.1 General .....	13
5.2 Description of lighting equipment .....	14
5.3 External power supplies .....	14
6 General requirements .....	15
6.1 General .....	15
6.2 Control methods .....	15
6.3 Harmonic current measurement .....	17
6.3.1 Test configuration .....	17
6.3.2 Measurement procedure .....	17
6.3.3 General requirements .....	18
6.3.4 Test observation period .....	19
6.4 Equipment in a rack or case .....	19
6.5 Multifunction equipment .....	20
7 Harmonic current limits .....	20
7.1 General .....	20
7.2 Limits for Class A equipment .....	21
7.3 Limits for Class B equipment .....	22
7.4 Limits for Class C equipment .....	22
7.4.1 General .....	22
7.4.2 Rated power > 25 W .....	22
7.4.3 Rated power ≥ 5 W and ≤ 25 W .....	23
7.5 Limits for Class D equipment .....	24
8 Compliance with this document .....	25
Annex A (normative) Measurement circuit and supply source .....	26
A.1 Test circuit .....	26
A.2 Supply source .....	26
Annex B (normative) Type test conditions .....	29
B.1 General .....	29
B.2 <del>Test conditions for</del> Television receivers (TV) .....	29
B.2.1 General requirements .....	29
B.2.2 Measurement conditions .....	29
B.2.3 Test report .....	30
B.3 <del>Test conditions for</del> Audio amplifiers .....	30
B.3.1 Conditions .....	30
B.3.2 Input signals and loads .....	30
B.4 <del>Test conditions for</del> Video-cassette recorders .....	31
B.5 <del>Test conditions for</del> Lighting equipment .....	31
B.5.1 General conditions .....	31

B.5.2	<del>Lamps</del> Light sources.....	31
B.5.3	Luminaires.....	31
B.5.4	Lighting control gear.....	32
B.5.5	DLT control devices.....	33
B.6	<del>Test conditions for</del> Independent phase control dimmers for lighting equipment.....	33
B.7	<del>Test conditions for</del> Vacuum cleaners.....	33
B.8	<del>Test conditions for</del> Washing machines.....	34
B.9	<del>Test conditions for</del> Microwave ovens.....	34
B.10	<del>Test conditions for</del> Information technology equipment (ITE).....	34
B.10.1	General conditions.....	34
B.10.2	<del>Optional conditions for measuring emissions of</del> IT equipment with external power supplies <del>or battery chargers</del> .....	35
B.11	<del>Test conditions for</del> Cooking appliances.....	35
B.11.1	Induction hobs and hotplates.....	35
B.11.2	Hobs and hotplates other than induction cooking appliances.....	36
B.12	<del>Test conditions for</del> Air conditioners.....	36
B.13	<del>Test conditions for</del> Kitchen machines as defined in IEC 60335-2-14.....	36
B.14	<del>Test conditions for</del> Arc welding equipment which is not professional equipment.....	37
B.15	<del>Test conditions for</del> High pressure cleaners which are not professional equipment.....	37
B.16	<del>Test conditions for</del> Refrigerators and freezers.....	37
B.16.1	General.....	37
B.16.2	Refrigerators and freezers with VSD.....	38
B.16.3	Refrigerators and freezers without VSD.....	38
B.17	External power supplies (EPS).....	38
B.17.1	EPS designated for specific models of equipment.....	38
B.17.2	EPS not designated for specific models of equipment.....	38
Annex C (normative)	POHC calculation.....	40
C.1	General.....	40
C.2	Calculation of the POHC from the final values of the harmonic currents, averaged over the complete observation time.....	40
C.3	Calculation of the final POHC from single POHC values for each DFT time window.....	40
Bibliography	.....	41
Figure 1	– Flowchart for determining conformity.....	21
Figure 2	– Illustration of the relative phase angle and current parameters described in 7.4.3.....	23
Figure A.1	– Measurement circuit for single-phase equipment.....	27
Figure A.2	– Measurement circuit for three-phase equipment.....	28
Table 1	– Limits for Class A equipment.....	24
Table 2	– Limits for Class C equipment <sup>a</sup> .....	24
Table 3	– Limits for Class D equipment.....	25
Table 4	– Test observation period.....	25
Table B.1	– Conventional load for arc welding equipment tests.....	37

## INTERNATIONAL ELECTROTECHNICAL COMMISSION

### ELECTROMAGNETIC COMPATIBILITY (EMC) –

#### Part 3-2: Limits – Limits for harmonic current emissions (equipment input current $\leq 16$ A per phase)

#### FOREWORD

- 1) The International Electrotechnical Commission (IEC) is a worldwide organization for standardization comprising all national electrotechnical committees (IEC National Committees). The object of IEC is to promote international co-operation on all questions concerning standardization in the electrical and electronic fields. To this end and in addition to other activities, IEC publishes International Standards, Technical Specifications, Technical Reports, Publicly Available Specifications (PAS) and Guides (hereafter referred to as "IEC Publication(s)"). Their preparation is entrusted to technical committees; any IEC National Committee interested in the subject dealt with may participate in this preparatory work. International, governmental and non-governmental organizations liaising with the IEC also participate in this preparation. IEC collaborates closely with the International Organization for Standardization (ISO) in accordance with conditions determined by agreement between the two organizations.
- 2) The formal decisions or agreements of IEC on technical matters express, as nearly as possible, an international consensus of opinion on the relevant subjects since each technical committee has representation from all interested IEC National Committees.
- 3) IEC Publications have the form of recommendations for international use and are accepted by IEC National Committees in that sense. While all reasonable efforts are made to ensure that the technical content of IEC Publications is accurate, IEC cannot be held responsible for the way in which they are used or for any misinterpretation by any end user.
- 4) In order to promote international uniformity, IEC National Committees undertake to apply IEC Publications transparently to the maximum extent possible in their national and regional publications. Any divergence between any IEC Publication and the corresponding national or regional publication shall be clearly indicated in the latter.
- 5) IEC itself does not provide any attestation of conformity. Independent certification bodies provide conformity assessment services and, in some areas, access to IEC marks of conformity. IEC is not responsible for any services carried out by independent certification bodies.
- 6) All users should ensure that they have the latest edition of this publication.
- 7) No liability shall attach to IEC or its directors, employees, servants or agents including individual experts and members of its technical committees and IEC National Committees for any personal injury, property damage or other damage of any nature whatsoever, whether direct or indirect, or for costs (including legal fees) and expenses arising out of the publication, use of, or reliance upon, this IEC Publication or any other IEC Publications.
- 8) Attention is drawn to the Normative references cited in this publication. Use of the referenced publications is indispensable for the correct application of this publication.
- 9) Attention is drawn to the possibility that some of the elements of this IEC Publication may be the subject of patent rights. IEC shall not be held responsible for identifying any or all such patent rights.

**This consolidated version of the official IEC Standard and its amendment has been prepared for user convenience.**

**IEC 61000-3-2 edition 5.1 contains the fifth edition (2018-01) [documents 77A/986/FDIS and 77A/990/RVD] and its amendment 1 (2020-07) [documents 77A/1077/FDIS and 77A/1084/RVD].**

**In this Redline version, a vertical line in the margin shows where the technical content is modified by amendment 1. Additions are in green text, deletions are in strikethrough red text. A separate Final version with all changes accepted is available in this publication.**



International Standard IEC 61000-3-2 has been prepared by sub-committee 77A: EMC – Low frequency phenomena, of IEC technical committee 77: Electromagnetic compatibility.

It forms part 3-2 of the IEC 61000 series. It has the status of a product family standard.

This fifth edition constitutes a technical revision.

This edition includes the following significant technical changes with respect to the previous edition:

- a) an update of the emission limits for lighting equipment with a rated power  $\leq 25$  W to take into account new types of lighting equipment;
- b) the addition of a threshold of 5 W under which no emission limits apply to all lighting equipment;
- c) the modification of the requirements applying to the dimmers when operating non-incandescent lamps;
- d) the addition of test conditions for digital load side transmission control devices;
- e) the removal of the use of reference lamps and reference ballasts for the tests of lighting equipment;
- f) the simplification and clarification of the terminology used for lighting equipment;
- g) the classification of professional luminaires for stage lighting and studios under Class A;
- h) a clarification about the classification of emergency lighting equipment;
- i) a clarification for lighting equipment including one control module with an active input power  $\leq 2$  W;
- j) an update of the test conditions for television receivers;
- k) an update of the test conditions for induction hobs, taking also into account the other types of cooking appliances;
- l) for consistency with IEC 61000-3-12, a change of the scope of IEC 61000-3-2 from equipment with an input current  $\leq 16$  A to equipment with a rated input current  $\leq 16$  A.

This publication has been drafted in accordance with the ISO/IEC Directives, Part 2.

A list of all parts in the IEC 61000 series, published under the general title, *Electromagnetic compatibility (EMC)*, can be found on the IEC website.

The committee has decided that the contents of the base publication and its amendment will remain unchanged until the stability date indicated on the IEC web site under "http://webstore.iec.ch" in the data related to the specific publication. At this date, the publication will be

- reconfirmed,
- withdrawn,
- replaced by a revised edition, or
- amended.

The contents of the Interpretation sheet of August 2021 have been included in this copy. Apply to the English version only.

**IMPORTANT – The 'colour inside' logo on the cover page of this publication indicates that it contains colours which are considered to be useful for the correct understanding of its contents. Users should therefore print this document using a colour printer.**

## INTRODUCTION

IEC 61000 is published in separate parts, according to the following structure:

### **Part 1: General**

General considerations (introduction, fundamental principles)

Definitions, terminology

### **Part 2: Environment**

Description ~~levels~~ of the environment

Classification of the environment

Compatibility levels

### **Part 3: Limits**

Emission limits

Immunity limits (in so far as they do not fall under the responsibility of the product committees)

### **Part 4: Testing and measurement techniques**

Measurement techniques

Testing techniques

### **Part 5: Installation and mitigation guidelines**

Installation guidelines

Mitigation methods and devices

### **Part 6: Generic standards**

### **Part 9: Miscellaneous**

Each part is further subdivided into several parts, published either as international standards or as technical specifications or technical reports, some of which have already been published as sections. Others will be published with the part number followed by a dash and a second number identifying the subdivision (example: IEC 61000-6-1).

## ELECTROMAGNETIC COMPATIBILITY (EMC) –

### Part 3-2: Limits – Limits for harmonic current emissions (equipment input current $\leq 16$ A per phase)

#### 1 Scope

This part of IEC 61000 deals with the limitation of harmonic currents injected into the public supply system.

It specifies limits of harmonic components of the input current which can be produced by equipment tested under specified conditions.

This part of IEC 61000 is applicable to electrical and electronic equipment having a rated input current up to and including 16 A per phase, and intended to be connected to public low-voltage distribution systems.

Arc welding equipment, which is not professional equipment, with a rated input current up to and including 16 A per phase, is included in the scope of this document. ~~Arc welding equipment intended for professional use, as specified in IEC 60974-1, is excluded from this document and can be subject to installation restrictions as indicated in IEC 61000-3-12.~~ All other arc welding equipment is excluded from the scope of this document; however, the harmonics emission can be evaluated using IEC 61000-3-12 and relevant installation restrictions.

The tests according to this document are type tests.

For systems with nominal voltages less than but not equal to 220 V (line-to-neutral), the limits have not yet been considered.

NOTE The words apparatus, appliance, device and equipment are used throughout this document. They have the same meaning for the purposes of this document.

#### 2 Normative references

The following documents are referred to in the text in such a way that some or all of their content constitutes requirements of this document. For dated references, only the edition cited applies. For undated references, the latest edition of the referenced document (including any amendments) applies.

IEC 60050-161:1990, *International Electrotechnical Vocabulary (IEV) – Part 161: Electromagnetic compatibility* (available at [www.electropedia.org](http://www.electropedia.org))

IEC 60107-1:1997, *Methods of measurement on receivers for television broadcast transmissions – Part 1: General considerations – Measurements at radio and video frequencies*

IEC 60155:1993, *Glow-starters for fluorescent lamps*

IEC 60268-1:1985, *Sound system equipment – Part 1: General*  
IEC 60268-1:1985/AMD1:1988  
IEC 60268-1:1985/AMD2:1988

IEC 60268-3:2018, *Sound system equipment – Part 3: Amplifiers*

IEC 60335-2-2:2019, *Household and similar electrical appliances – Safety – Part 2-2: Particular requirements for vacuum cleaners and water-suction cleaning appliances*

IEC 60335-2-14:2016, *Household and similar electrical appliances – Safety – Part 2-14: Particular requirements for kitchen machines*

IEC 60335-2-24:2010, *Household and similar electrical appliances – Safety – Part 2-24: Particular requirements for refrigerating appliances, ice-cream appliances and ice makers*  
IEC 60335-2-24:2010/AMD1:2012  
IEC 60335-2-24:2010/AMD2:2017

IEC 60335-2-79:2016, *Household and similar electrical appliances – Safety – Part 2-79: Particular requirements for high pressure cleaners and steam cleaners*

IEC 60598-2-17:2012, *Luminaires – Part 2-17: Particular requirements – Luminaires for stage lighting, television and film studios (outdoor and indoor)*  
IEC 60598-2-17:2012/AMD1:2015

IEC 60974-1:2017, *Arc welding equipment – Part 1: Welding power sources*

IEC 61000-4-7:2002, *Electromagnetic compatibility (EMC) – Part 4-7: Testing and measurement techniques – General guide on harmonics and interharmonics measurements and instrumentation, for power supply systems and equipment connected thereto*  
IEC 61000-4-7:2002/AMD1:2008

IEC 62756-1:2015, *Digital load side transmission lighting control (DLT) – Part 1: Basic requirements*

## FINAL VERSION



---

**Electromagnetic compatibility (EMC) –  
Part 3-2: Limits – Limits for harmonic current emissions (equipment input  
current  $\leq 16$  A per phase)**



INTERNATIONAL ELECTROTECHNICAL COMMISSION

---

**IEC 61000-3-2**  
Edition 5.0 2018-01  
Amendment 1 2020-07

**ELECTROMAGNETIC COMPATIBILITY (EMC) –**

**Part 3-2: Limits – Limits for harmonic current emissions  
(equipment input current  $\leq 16$  A per phase)**

**INTERPRETATION SHEET 1**

This interpretation sheet has been prepared by subcommittee 77A: EMC – Low frequency phenomena, of IEC technical committee 77: Electromagnetic compatibility.

The text of this interpretation sheet is based on the following documents:

DISH	Report on voting
77A/1106/DISH	77A/1114/RVDISH

Full information on the voting for the approval of this interpretation sheet can be found in the report on voting indicated in the above table.

**IMPORTANT – The "colour inside" logo on the cover page of this document indicates that it contains colours which are considered to be useful for the correct understanding of its contents. Users should therefore print this document using a colour printer.**

**Interpretation of the second set of requirements applicable to Class C equipment with a rated power  $\geq 5$  W and  $\leq 25$  W according to 7.4.3 of IEC 61000-3-2:2018 and IEC 61000-3-2:2018/AMD1:2020.**

**Introduction**

The second set of requirements of 7.4.3 of IEC 61000-3-2:2018 and IEC 61000-3-2:2018/AMD1:2020 requires that *“the waveform of the input current shall be such that it reaches the 5 % current threshold before or at  $60^\circ$ , has its peak value before or at  $65^\circ$  and does not fall below the 5 % current threshold before  $90^\circ$ , referenced to any zero crossing of the fundamental supply voltage”* and that *“Components of current with frequencies above 9 kHz shall not influence this evaluation (a filter similar to the one described in 5.3 of IEC 61000-4-7:2002 and IEC 61000-4-7:2002/AMD1:2008 may be used);”*

Testing laboratories and Class C equipment manufacturers concluded that several harmonics test systems with IEC 61000-4-7 compliant measurement equipment do not completely filter out the components of current with frequencies above 9 kHz, thus resulting in a non-accurate evaluation of the phase angles (see Figure 1). One of the reasons why filters are not used is that they can alter the phase angle itself by introducing a phase delay.

**Question**

When applying the second set of requirements in 7.4.3, what method shall be used to measure the phase angle in order to avoid the influence of components of current with frequencies above 9 kHz?

**Interpretation**

Given the issues reported by test laboratories, if the phase angle is measured with an IEC 61000-4-7 test system that doesn't remove the components above 9 kHz correctly, the measurements with a digital oscilloscope shall prevail, where the components above 9 kHz have been removed without affecting the phase angle at which the peak current occurs.

NOTE This can be achieved for example by using a synchronous averaging mode of the oscilloscope (see Figure 2).

Annex

Figure 1 and Figure 2 show an incorrect and the correct evaluation of the phase angle.

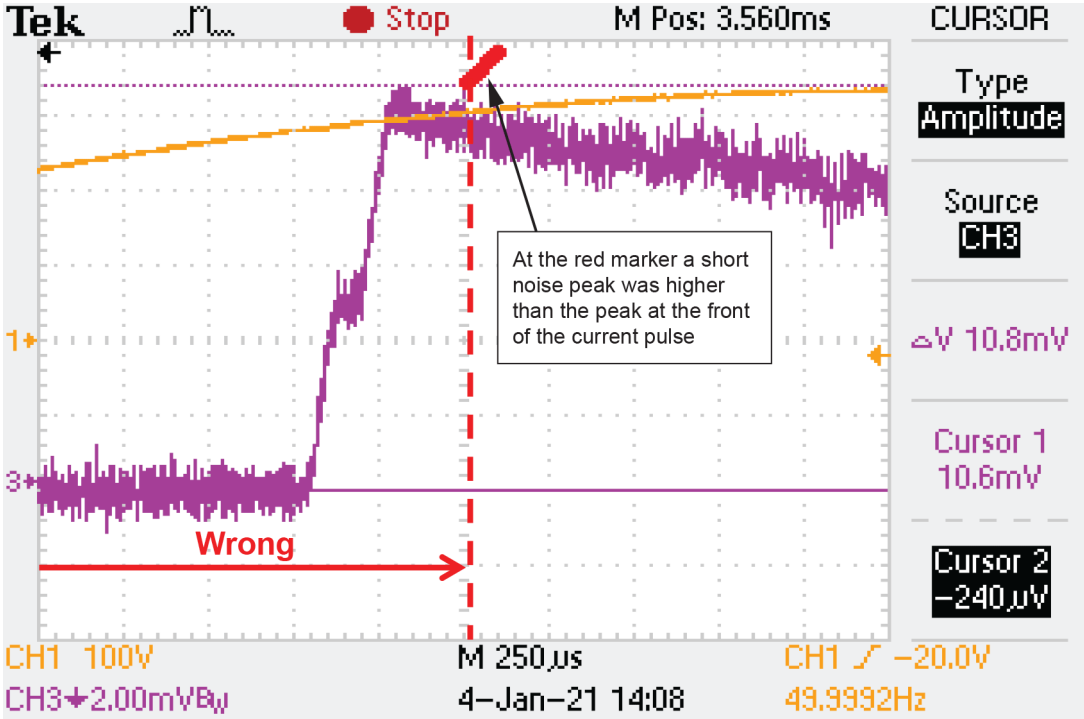


Figure 1 – Incorrect measurement

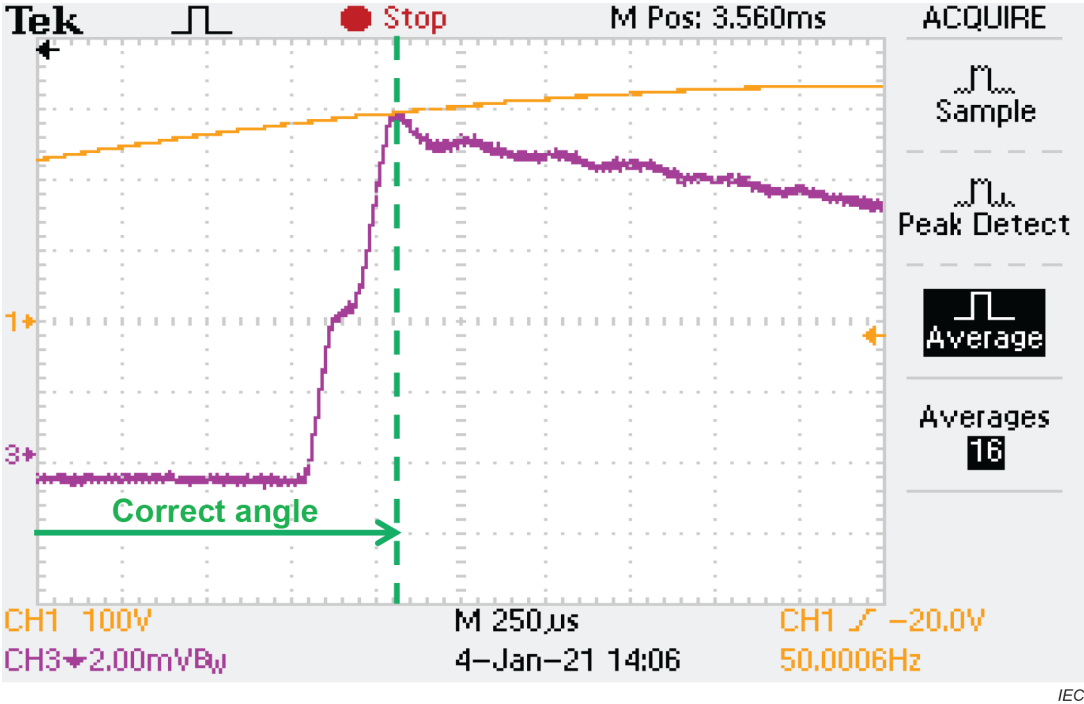


Figure 2 – Correct measurement with averaged waveform



## CONTENTS

FOREWORD .....	4
INTRODUCTION .....	6
1 Scope .....	7
2 Normative references .....	7
3 Terms and definitions .....	8
4 General .....	12
5 Classification of equipment .....	12
5.1 General .....	12
5.2 Description of lighting equipment .....	13
5.3 External power supplies .....	14
6 General requirements .....	14
6.1 General .....	14
6.2 Control methods .....	14
6.3 Harmonic current measurement .....	15
6.3.1 Test configuration .....	15
6.3.2 Measurement procedure .....	16
6.3.3 General requirements .....	16
6.3.4 Test observation period .....	18
6.4 Equipment in a rack or case .....	18
6.5 Multifunction equipment .....	18
7 Harmonic current limits .....	19
7.1 General .....	19
7.2 Limits for Class A equipment .....	20
7.3 Limits for Class B equipment .....	21
7.4 Limits for Class C equipment .....	21
7.4.1 General .....	21
7.4.2 Rated power > 25 W .....	21
7.4.3 Rated power $\geq 5$ W and $\leq 25$ W .....	22
7.5 Limits for Class D equipment .....	23
8 Compliance with this document .....	24
Annex A (normative) Measurement circuit and supply source .....	25
A.1 Test circuit .....	25
A.2 Supply source .....	25
Annex B (normative) Type test conditions .....	28
B.1 General .....	28
B.2 Television receivers (TV) .....	28
B.2.1 General requirements .....	28
B.2.2 Measurement conditions .....	28
B.2.3 Test report .....	29
B.3 Audio amplifiers .....	29
B.3.1 Conditions .....	29
B.3.2 Input signals and loads .....	29
B.4 Video-cassette recorders .....	30
B.5 Lighting equipment .....	30
B.5.1 General conditions .....	30

B.5.2	Light sources .....	30
B.5.3	Luminaires .....	30
B.5.4	Lighting control gear .....	31
B.5.5	DLT control devices .....	31
B.6	Independent phase control dimmers for lighting equipment .....	31
B.7	Vacuum cleaners .....	32
B.8	Washing machines .....	32
B.9	Microwave ovens .....	33
B.10	Information technology equipment (ITE).....	33
B.10.1	General conditions.....	33
B.10.2	IT equipment with external power supplies .....	33
B.11	Cooking appliances.....	34
B.11.1	Induction hobs and hotplates .....	34
B.11.2	Hobs and hotplates other than induction cooking appliances .....	34
B.12	Air conditioners .....	34
B.13	Kitchen machines as defined in IEC 60335-2-14 .....	35
B.14	Arc welding equipment which is not professional equipment .....	35
B.15	High pressure cleaners which are not professional equipment .....	35
B.16	Refrigerators and freezers .....	36
B.16.1	General .....	36
B.16.2	Refrigerators and freezers with VSD .....	36
B.16.3	Refrigerators and freezers without VSD .....	36
B.17	External power supplies (EPS).....	37
B.17.1	EPS designated for specific models of equipment.....	37
B.17.2	EPS not designated for specific models of equipment.....	37
Annex C (normative)	POHC calculation.....	38
C.1	General.....	38
C.2	Calculation of the POHC from the final values of the harmonic currents, averaged over the complete observation time .....	38
C.3	Calculation of the final POHC from single POHC values for each DFT time window .....	38
Bibliography	.....	39
Figure 1	– Flowchart for determining conformity.....	20
Figure 2	– Illustration of the relative phase angle and current parameters described in 7.4.3 .....	22
Figure A.1	– Measurement circuit for single-phase equipment.....	26
Figure A.2	– Measurement circuit for three-phase equipment.....	27
Table 1	– Limits for Class A equipment .....	23
Table 2	– Limits for Class C equipment <sup>a</sup> .....	23
Table 3	– Limits for Class D equipment.....	24
Table 4	– Test observation period .....	24
Table B.1	– Conventional load for arc welding equipment tests .....	35

INTERNATIONAL ELECTROTECHNICAL COMMISSION

**ELECTROMAGNETIC COMPATIBILITY (EMC) –**

**Part 3-2: Limits – Limits for harmonic current emissions  
(equipment input current  $\leq 16$  A per phase)**

FOREWORD

- 1) The International Electrotechnical Commission (IEC) is a worldwide organization for standardization comprising all national electrotechnical committees (IEC National Committees). The object of IEC is to promote international co-operation on all questions concerning standardization in the electrical and electronic fields. To this end and in addition to other activities, IEC publishes International Standards, Technical Specifications, Technical Reports, Publicly Available Specifications (PAS) and Guides (hereafter referred to as "IEC Publication(s)"). Their preparation is entrusted to technical committees; any IEC National Committee interested in the subject dealt with may participate in this preparatory work. International, governmental and non-governmental organizations liaising with the IEC also participate in this preparation. IEC collaborates closely with the International Organization for Standardization (ISO) in accordance with conditions determined by agreement between the two organizations.
- 2) The formal decisions or agreements of IEC on technical matters express, as nearly as possible, an international consensus of opinion on the relevant subjects since each technical committee has representation from all interested IEC National Committees.
- 3) IEC Publications have the form of recommendations for international use and are accepted by IEC National Committees in that sense. While all reasonable efforts are made to ensure that the technical content of IEC Publications is accurate, IEC cannot be held responsible for the way in which they are used or for any misinterpretation by any end user.
- 4) In order to promote international uniformity, IEC National Committees undertake to apply IEC Publications transparently to the maximum extent possible in their national and regional publications. Any divergence between any IEC Publication and the corresponding national or regional publication shall be clearly indicated in the latter.
- 5) IEC itself does not provide any attestation of conformity. Independent certification bodies provide conformity assessment services and, in some areas, access to IEC marks of conformity. IEC is not responsible for any services carried out by independent certification bodies.
- 6) All users should ensure that they have the latest edition of this publication.
- 7) No liability shall attach to IEC or its directors, employees, servants or agents including individual experts and members of its technical committees and IEC National Committees for any personal injury, property damage or other damage of any nature whatsoever, whether direct or indirect, or for costs (including legal fees) and expenses arising out of the publication, use of, or reliance upon, this IEC Publication or any other IEC Publications.
- 8) Attention is drawn to the Normative references cited in this publication. Use of the referenced publications is indispensable for the correct application of this publication.
- 9) Attention is drawn to the possibility that some of the elements of this IEC Publication may be the subject of patent rights. IEC shall not be held responsible for identifying any or all such patent rights.

**This consolidated version of the official IEC Standard and its amendment has been prepared for user convenience.**

**IEC 61000-3-2 edition 5.1 contains the fifth edition (2018-01) [documents 77A/986/FDIS and 77A/990/RVD] and its amendment 1 (2020-07) [documents 77A/1077/FDIS and 77A/1084/RVD].**

**This Final version does not show where the technical content is modified by amendment 1. A separate Redline version with all changes highlighted is available in this publication.**

International Standard IEC 61000-3-2 has been prepared by sub-committee 77A: EMC – Low frequency phenomena, of IEC technical committee 77: Electromagnetic compatibility.

It forms part 3-2 of the IEC 61000 series. It has the status of a product family standard.

This fifth edition constitutes a technical revision.

This edition includes the following significant technical changes with respect to the previous edition:

- a) an update of the emission limits for lighting equipment with a rated power  $\leq 25$  W to take into account new types of lighting equipment;
- b) the addition of a threshold of 5 W under which no emission limits apply to all lighting equipment;
- c) the modification of the requirements applying to the dimmers when operating non-incandescent lamps;
- d) the addition of test conditions for digital load side transmission control devices;
- e) the removal of the use of reference lamps and reference ballasts for the tests of lighting equipment;
- f) the simplification and clarification of the terminology used for lighting equipment;
- g) the classification of professional luminaires for stage lighting and studios under Class A;
- h) a clarification about the classification of emergency lighting equipment;
- i) a clarification for lighting equipment including one control module with an active input power  $\leq 2$  W;
- j) an update of the test conditions for television receivers;
- k) an update of the test conditions for induction hobs, taking also into account the other types of cooking appliances;
- l) for consistency with IEC 61000-3-12, a change of the scope of IEC 61000-3-2 from equipment with an input current  $\leq 16$  A to equipment with a rated input current  $\leq 16$  A.

This publication has been drafted in accordance with the ISO/IEC Directives, Part 2.

A list of all parts in the IEC 61000 series, published under the general title, *Electromagnetic compatibility (EMC)*, can be found on the IEC website.

The committee has decided that the contents of the base publication and its amendment will remain unchanged until the stability date indicated on the IEC web site under "http://webstore.iec.ch" in the data related to the specific publication. At this date, the publication will be

- reconfirmed,
- withdrawn,
- replaced by a revised edition, or
- amended.

The contents of the Interpretation sheet of August 2021 have been included in this copy. Apply to the English version only.

**IMPORTANT – The 'colour inside' logo on the cover page of this publication indicates that it contains colours which are considered to be useful for the correct understanding of its contents. Users should therefore print this document using a colour printer.**

## INTRODUCTION

IEC 61000 is published in separate parts, according to the following structure:

### **Part 1: General**

General considerations (introduction, fundamental principles)  
Definitions, terminology

### **Part 2: Environment**

Description of the environment  
Classification of the environment  
Compatibility levels

### **Part 3: Limits**

Emission limits  
Immunity limits (in so far as they do not fall under the responsibility of the product committees)

### **Part 4: Testing and measurement techniques**

Measurement techniques  
Testing techniques

### **Part 5: Installation and mitigation guidelines**

Installation guidelines  
Mitigation methods and devices

### **Part 6: Generic standards**

### **Part 9: Miscellaneous**

Each part is further subdivided into several parts, published either as international standards or as technical specifications or technical reports, some of which have already been published as sections. Others will be published with the part number followed by a dash and a second number identifying the subdivision (example: IEC 61000-6-1).

## ELECTROMAGNETIC COMPATIBILITY (EMC) –

### Part 3-2: Limits – Limits for harmonic current emissions (equipment input current $\leq 16$ A per phase)

#### 1 Scope

This part of IEC 61000 deals with the limitation of harmonic currents injected into the public supply system.

It specifies limits of harmonic components of the input current which can be produced by equipment tested under specified conditions.

This part of IEC 61000 is applicable to electrical and electronic equipment having a rated input current up to and including 16 A per phase, and intended to be connected to public low-voltage distribution systems.

Arc welding equipment, which is not professional equipment, with a rated input current up to and including 16 A per phase, is included in the scope of this document. All other arc welding equipment is excluded from the scope of this document; however, the harmonics emission can be evaluated using IEC 61000-3-12 and relevant installation restrictions.

The tests according to this document are type tests.

For systems with nominal voltages less than but not equal to 220 V (line-to-neutral), the limits have not yet been considered.

NOTE The words apparatus, appliance, device and equipment are used throughout this document. They have the same meaning for the purposes of this document.

#### 2 Normative references

The following documents are referred to in the text in such a way that some or all of their content constitutes requirements of this document. For dated references, only the edition cited applies. For undated references, the latest edition of the referenced document (including any amendments) applies.

IEC 60050-161:1990, *International Electrotechnical Vocabulary (IEV) – Part 161: Electromagnetic compatibility* (available at [www.electropedia.org](http://www.electropedia.org))

IEC 60107-1:1997, *Methods of measurement on receivers for television broadcast transmissions – Part 1: General considerations – Measurements at radio and video frequencies*

IEC 60155:1993, *Glow-starters for fluorescent lamps*

IEC 60268-1:1985, *Sound system equipment – Part 1: General*  
IEC 60268-1:1985/AMD1:1988  
IEC 60268-1:1985/AMD2:1988

IEC 60268-3:2018, *Sound system equipment – Part 3: Amplifiers*

IEC 60335-2-2:2019, *Household and similar electrical appliances – Safety – Part 2-2: Particular requirements for vacuum cleaners and water-suction cleaning appliances*

IEC 60335-2-14:2016, *Household and similar electrical appliances – Safety – Part 2-14: Particular requirements for kitchen machines*

IEC 60335-2-24:2010, *Household and similar electrical appliances – Safety – Part 2-24: Particular requirements for refrigerating appliances, ice-cream appliances and ice makers*  
IEC 60335-2-24:2010/AMD1:2012  
IEC 60335-2-24:2010/AMD2:2017

IEC 60335-2-79:2016, *Household and similar electrical appliances – Safety – Part 2-79: Particular requirements for high pressure cleaners and steam cleaners*

IEC 60598-2-17:2012, *Luminaires – Part 2-17: Particular requirements – Luminaires for stage lighting, television and film studios (outdoor and indoor)*  
IEC 60598-2-17:2012/AMD1:2015

IEC 60974-1:2017, *Arc welding equipment – Part 1: Welding power sources*

IEC 61000-4-7:2002, *Electromagnetic compatibility (EMC) – Part 4-7: Testing and measurement techniques – General guide on harmonics and interharmonics measurements and instrumentation, for power supply systems and equipment connected thereto*  
IEC 61000-4-7:2002/AMD1:2008

IEC 62756-1:2015, *Digital load side transmission lighting control (DLT) – Part 1: Basic requirements*